



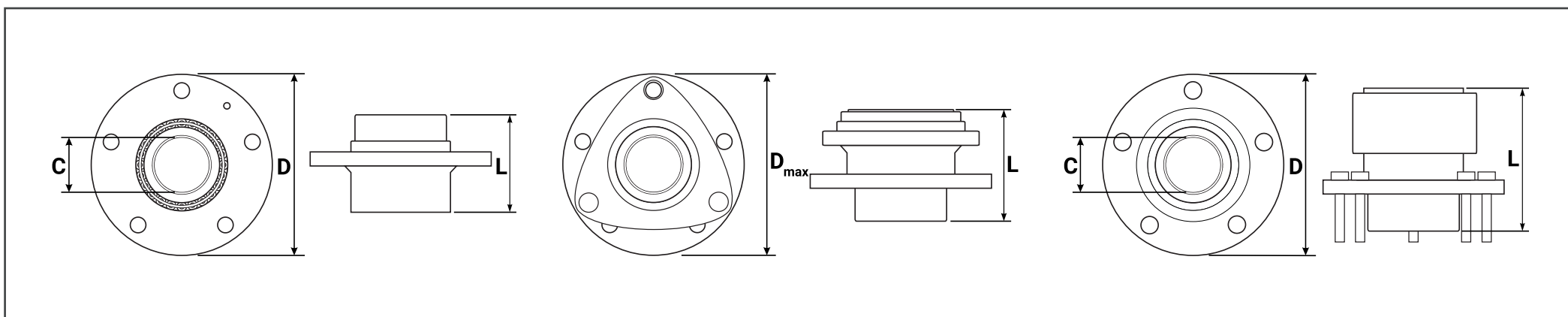
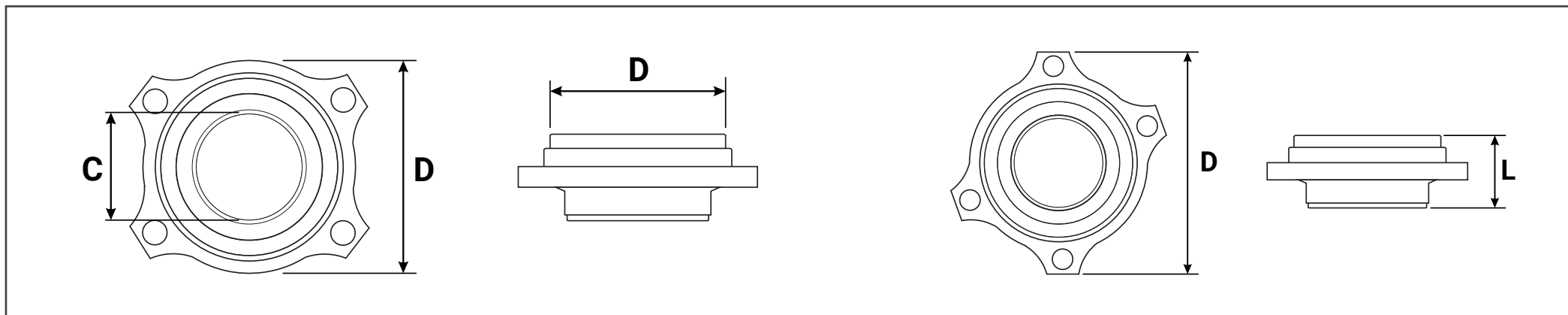
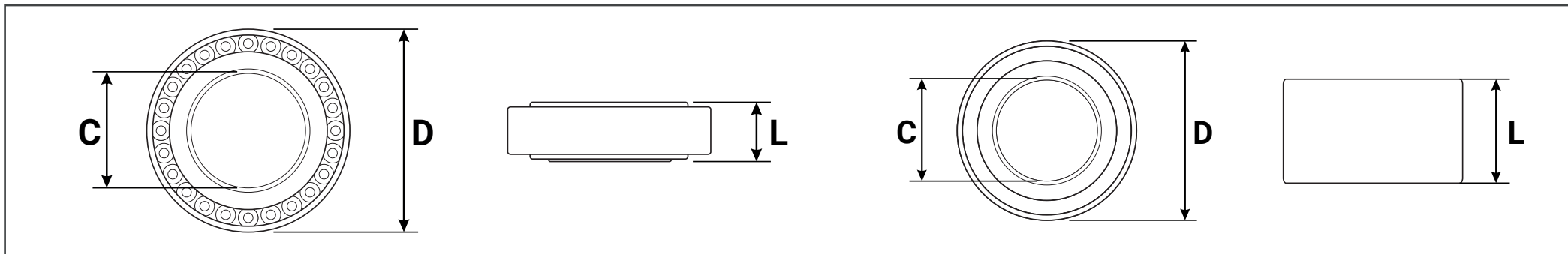
WHEEL BEARING KIT

March 2023






metelligroup
AUTOMOTIVE PASSION



KIT CUSCINETTO RUOTA - WHEEL BEARING KIT







KIT CUSCINETTO RUOTA - WHEEL BEARING KIT








| |  Specifiche tecniche |  Technical specifications |  Caractéristiques techniques |  Technische Daten |  Especificaciones técnicas |
|-------------|---|--|---|--|---|
| ABS | Numero denti anello ABS | Number of teeth on ABS ring | Nombre dents bague ABS | Zaehnezahl des ABS-Ring | Número dientes anillo ABS |
| B | Numero denti foro | Number of teeth hole | Nombre de trou de dents | Anzahl der Zaehnezahl | Número de dientes agujero |
| C | Diametro interno | Hole Diameter | Diamètre Intérieur | Innendurchmesser | Diametro interno |
| D | Diametro esterno | Outer diameter | Diamètre extérieur | Aussen-durchmesser | Diametro externo |
| E | Diametro esterno massimo | Maximum Outer diameter | Diamètre maximum extérieur | Max. Aussen-durchmesser | Diametro maximo externo |
| FORI | Numero fori | Number of holes | Nombre de trous | Anzahl der Bohrungen | Numero de agujeros |
| I | Larghezza | Width | Largeur | Breite | Ancho |
| L | Altezza totale | Total height | Hauteur totale | Gesamte Hoehe | Altura total |

KIT CUSCINETTO RUOTA - WHEEL BEARING KIT

Wheel bearing kit's shape - Forme del kit cuscinetto ruota - Forme de kits de roulement de roue - forme der radlagersatz - Forma de las kit de rodiamiento de rueda



| |  Abbreviazioni |  Abbreviations |  Legendes |  Zeichenerklärung |  Abreviaturas |
|---------------------------|--|--|---|---|---|
| -5000 | Fino al telaio n. 5000 | To chassis n. 5000 | Jusqu'au châssis n. 5000 | Bis chassis nr. 5000 | Asta chasis n. 5000 |
| 5001- | Dal telaio n. 5001 | From chassis n. 5001 | A partir du châssis n. 5001 | Ab chassis nr. 5001 | Desde chasis n. 5001 |
| 16v | 16 Valvole | 16 Valves | 16 Soupapes | 16 Ventile | 16 Válvulas |
| 4/5 Sp. | N° Rapporti del cambio | Number of gears | Nombre de vitesse | Ganganzahl | Número de engranes |
| 4WD | Trazione integrale | Four wheel drive | 4 Roues motrices | Vierradantrieb | Traccion integral |
| A/T | Cambio automatico | Automatic transmission | Automatique | Schaltgetriebe | Cambio automatico |
| Air cond. | Aria condizionata | Air conditioning | Air climatiseur | Klimaanlage | Aire acondicionado |
| All models | Tutti i tipi | All models | Tous modèles | Alle Modelle | Todos modelos |
| Assale | Assale | Axle | Essieu | Achse | Eje |
| Berlina | Berlina | Saloon | Berline | Limousine | Berlina |
| Carb. | Carburatore | Carburetor | Carbureteur | Vergaser | Carburador |
| Cyl. | Cilindro | Cylinder | Cylindre | Zylinder | Cilindro |
| D | Diesel | Diesel | Diesel | Diesel | Diesel |
| DC | Parapolvere | Dust cover | Pare-poussière | Schutzhaube | Casquillo |
| DOHC | Doppio albero a camme in testa | Double overhead camshaft | Double arbre à cames en tête | Doppelte Obenliegende Nockenwelle | Doble arbol de levas en cabeza |
| Driving school | Scuola guida | Driving school | Véhicule école | Fahrschulenausführung | Versión Autoescuela |
| Eng. | Motore | Engine | Moteur | Motor | Motor |
| Exc. | Escluso | Except | Sauf | Ausgenommen | Excepto |
| Fds | Fine serie | End of production | Fin de série | Endserie | Fin de producción |
| FWD | Trazione anteriore | Front wheel drive | Traction av. | Vorderradantrieb | Traccion delantera |
| G.box | Scatola cambio | Gearbox | Boîte de vitesse | Getriebskasten | Caja de velocidades |
| H-back | 2 volumi | Hatchback | Hayon arrière | Hatchback | Con portón trasero |
| HDB | Freno per carico pesante | Heavy duty brake | Freins renforcés | Verstärkte Bremse | Frenos reforzados |
| i.e. | iniezione elettronica | Electronic injection | Injection électronique | Einspritzer | Inyeccion electronica |
| Inc. | Incluso | Included | Compris | Inkl. | Incluido |
| kW | Kilowatt | Kilowatt | Kilowatt | Kilowatt | Kilovatio |
| M/T | Cambio manuale | Manual transmission | Boîte manuelle | Handschaltgetriebe | Cambio manual |
| Mod. | Modello | Model | Modèle | Model | Modelo |
| Nut | Dado | Nut | Ecrou | Mutter | Tuerca |
| OHC | Albero a camme in testa | Overhead camshaft | Arbre à cames en tête | Obenliegende Nockenwelle | Arbol de levas en cabeza |
| Prod. | Produzione | Production | Production | Produktion | Produccion |
| Q | Quintale | Quintal | Quintal | Doppelzentner | Quintal |
| RWD | Trazione posteriore | Rear wheel drive | Traction ar. | Hinterradantrieb | Traccion trasera |
| SE | Servosterzo elettrico | Electric power-steering | Direction assistée électrique | Servolenkung Elektrisch | Servodireccion eléctrico |
| SI | Servosterzo idraulico | Hydraulic power-steering | Direction assistée hydraulique | Servolenkung Hydraulisch | Servodireccion hidráulico |
| SW | Familiare | Station wagon | Break | Kombi | Familiar |
| TD | Turbodiesel | Turbodiesel | Turbodiesel | Turbodiesel | Turbodiesel |
| Turbo | Turbo | Turbo | Turbo | Turbo | Turbo |
| Twin Cam | Doppio albero a camme in testa | Double overhead camshaft | Double arbre à cames en tête | Doppelte Obenliegende Nockenwelle | Doble arbol de levas en cabeza |
| V. Commerciali/LCV | Veicoli Commerciali | Light Commercial (LCV) | Utilitaires légers | Leichte Nutzfahrzeuge | Camionetas |
| Van | Furgone | Van | Fourgon | Lieferwagen | Furgon |
| w/ | Con | With | Avec | Mit | Con |
| w/o | Senza | Without | Sans | Ohne | Sin |

| |  Simbologia |  Symbols |  Symbologie |  Symbole |  Simbologia |
|---|--|---|--|---|--|
|  | Kit cuscinetto ruota (19-0...) | Wheel bearing kit (19-0...) | Kit de roulement de roue (19-0...) | Radlagersatz (19-0...) | Kit de rodiamiento de rueda (19-0...) |
|  | Anno | Year | Année | Baujahr | Año |
| F/R | Anteriore/Posteriore | Front/Rear | Avant/Arrière | Vorn/Hinten | Delantero/Trasero |
| L/R | Sinistro/Destro | Left/Right | Gauche/Droite | Links/Rechts | Izquierda/Derecha |
| NOTE | Note | Note | Note | Noten | Notas |
| METELLI ref. | METELLI ref. | METELLI part No. | Réf. METELLI | METELLI Nr. | Ref. METELLI |



La Metelli nasce il 1° Agosto 1962 quale officina per lavorazioni meccaniche. Nel 1970 prende avvio la produzione delle parti motore e già nel 1975 inizia la fabbricazione delle parti freno e frizione idrauliche. Un ulteriore impulso all'espansione giunge nel 1991 con l'installazione della linea per la produzione dei giunti omocinetiche a cui si aggiungono i semiassi nel 1999. Nel luglio del 2001 la Metelli S.p.A. acquista il 100% della società GRAF S.p.A., produttrice di pompe acqua e dischi freno. Nel 2008 vengono introdotte le pastiglie freno e nel 2010 le ganasce freno a completamento della gamma frenante. Nel 2012 vengono lanciati il Kit distribuzione con pompa acqua e il kit cuffia. A fine 2014 il gruppo Metelli acquisisce le società Fri.Tech. e Trusting, aziende italiane produttrici di pastiglie e ganasce freno.

Metelli was established on 1st August 1962 as a mechanical engineering workshop. In 1970, the company started producing engine parts and, in 1975, began manufacturing hydraulic brake and clutch parts. A further boost to expansion came in 1991 with the installation of the line for the production of constant velocity joints, later expanded in 1999 to include driveshafts. In July 2001, Metelli Co. acquired 100% of GRAF Co., a leading manufacturer of water pumps and brake discs. In order to complete the brake parts range Metelli introduced brake pads in 2008 and brake shoes in 2010. In 2012 Metelli introduced the timing belt Kit with water pump and boot kit. At the end of 2014, Metelli Group acquires Fri.Tech. and Trusting companies, Italian manufacturers of brake pads and brake shoes

La société Metelli a été créée le 1er août 1962 comme atelier d'usinage. En 1970, l'entreprise a démarré la production de composants pour l'industrie des moteurs et a lancé en 1975 la fabrication de pièces de freinage et d'embrayage hydrauliques. En 1991, dans le cadre de sa politique d'expansion, la société a installé une nouvelle ligne pour la production de joints homocinétiques, à laquelle s'est ajoutée en 1999 celle des transmissions. En juillet 2001, Metelli S.p.A. a racheté la totalité de la société GRAF S.p.A., producteur leader de pompes à eau et de disques de frein. En 2008 nous avons introduits dans notre gamme les Plaquettes de Freins et en 2010 les Machoires de Frein à complètement de notre programme de freinage. En 2012 nous avons introduits les kit distribution avec pompe à eau et les kit de soufflet de transmission. Fin 2014 Metelli Group reprend les sociétés Fri.Tech. et Trusting qui sont des sociétés italiennes qui fabriquent plaquettes de frein et mâchoires de frein.

Die Firma Metelli wurde am 1. August 1962 als mechanische Werkstätte gegründet. 1970 beginnt die Produktion von Motorteilen und bereits 1975 die Fertigung von hydraulischen Bremsenteilen und Kupplungsteilen. Einen weiteren Impuls zur Expansion erhält die Firma im 1991 durch die neue Produktionslinie Radgelenke und im Jahre im 1999 kommen dann Antriebswellen hinzu. Im Juli 2001 aquiriert die Metelli S.p.A. zu 100% die Gesellschaft GRAF S.p.A. auf, eine leitende Herstellerfirma von Wasserpumpen und Bremsscheiben. Im 2008 haben wir Bremsbelaege und im 2010 Bremsbacken in unserer Produktpalette eingefuehrt um unser Bremshydraulikprogramm zu vollstaendingen. Im Jahr 2012 hat Metelli Zusaetzlich Spannrollen Kit mit Wasserpumpe und Faltenbalg-Satz im Programm vorgestellt. Am Ende 2014 hat die Firma Metelli zwei italienische Firmen erworben: Die Firma Fri.Tech. Hersteller von Bremsbelaege und die Firma Trusting Hersteller von Bremsbacken.

La firma Metelli nace el 1 de Agosto de 1962 como taller para mecanizaciones. En 1970 comienza la realización de piezas para motores y ya en 1975 inicia la fabricación de piezas para frenos y embragues hidráulicos. Un mayor impulso a la expansión llega en 1991 con la instalación de una línea para la producción de juntas homocinéticas a las que se añadirán los semiejes en 1999. En el mes de Julio de 2001 Metelli S.p.A. adquiere el 100% de la firma GRAF S.p.A., fabricante líder de bombas de agua y discos de freno. En 2008 se introduce la gama de pastillas de freno y en 2010 la de zapatas de freno para completar la gama de frenos. Los kit distribución con bomba de agua y los fuelle se introdujeron en 2012. En el año 2014 el Grupo Metelli adquirió las empresas Fri.Tech. y Trusting, empresas italianas productoras de pastillas y zapatas de freno.



CERTIFICAZIONI - CERTIFICATIONS - CERTIFICATIONS - ZERTIFIZIERUNG - CERTIFICACIONES

ISO 9001:2015

IATF 16949/2016

OHSAS 18001:2007

| MAKE - MODEL | PAGE | MAKE - MODEL | PAGE | MAKE - MODEL | PAGE |
|---------------------------------------|------|--|------|--|------|
| ABARTH | | AUDI | | | |
| 500 / 595 / 695 (312_) 8/08-1/70 | 1 | 100 I (8_, C1) 11/68-7/76 | 45 | A4 II (8E2, B6) 11/00-12/04 | 111 |
| 500C / 595C / 695C (312_) 9/09-1/70 | 2 | 100 I Coupe (817, C1) 7/70-12/76 | 46 | A4 II Avant (8E5, B6) 4/01-12/04 | 113 |
| Grande Punto (199_) 12/07-12/12 | 2 | 100 II (43, C2) 6/76-7/83 | 46 | A4 III (8EC, B7) 11/04-6/08 | 116 |
| Punto (199_) 3/12-1/70 | 3 | 100 II Avant (43, C2) 7/77-7/83 | 47 | A4 III Avant (8ED, B7) 11/04-6/08 | 119 |
| Punto Evo (199_) 7/08-2/12 | 3 | 100 III (44, 44Q, C3) 8/82-7/91 | 47 | A4 III Cabrio (8H7, B6, 8HE, B7) 4/02-3/09 | 122 |
| ALFA ROMEO | | 100 III Avant (44, 44Q, C3) 8/82-11/90 | 50 | A4 IV (8K2, B8) 11/07-1/70 | 125 |
| 145 (930_) 7/94-1/01 | 3 | 100 IV (4A2, C4) 12/90-12/94 | 52 | A4 IV Allroad (8KH, B8) 4/09-5/16 | 128 |
| 146 (930_) 7/94-10/01 | 6 | 100 IV Avant (4A5, C4) 12/90-12/94 | 54 | A4 IV Avant (8K5, B8) 11/07-1/70 | 129 |
| 147 (937_) 10/00-3/10 | 8 | 200 I (43, C2) 10/79-9/82 | 55 | A4 V (8W2, 8WC, B9) 5/15-1/70 | 132 |
| 155 (167_) 1/92-12/97 | 10 | 200 II Avant (44, 44Q, C3) 9/83-12/91 | 56 | A4 V Allroad (8WH, 8WJ, B9) 8/15-1/70 | 134 |
| 156 (932_) 9/97-9/05 | 12 | 200 II (44, 44Q, C3) 8/83-12/91 | 56 | A4 V Avant (8W5, 8WD, B9) 5/15-1/70 | 135 |
| 156 Sportwagon (932_) 2/97-5/06 | 15 | 50 (86) 8/74-7/78 | 57 | A5 I (8T3) 6/07-1/17 | 137 |
| 159 (939_) 6/05-12/12 | 18 | 60 (613, 615) 9/68-8/72 | 58 | A5 I Cabrio (8F7) 3/09-1/17 | 140 |
| 159 Sportwagon (939_) 6/05-12/12 | 19 | 75 (613, 615) 9/68-8/72 | 58 | A5 I Sportback (8TA) 9/09-1/17 | 143 |
| 164 (164_) / 168 6/87-9/98 | 21 | 80 II (80, 82, B1) 5/72-7/78 | 58 | A5 II (F53, F5P) 6/16-1/70 | 146 |
| 166 (936_) 9/98-6/07 | 23 | 80 III (81, 85, B2) 8/78-8/86 | 59 | A5 II Cabrio (F57, F5E) 8/16-1/70 | 148 |
| 33 I (905_) 5/83-12/93 | 24 | 80 IV (89, 89Q, 8A, B3) 1/86-12/91 | 62 | A5 II Sportback (F5A, F5F) 9/16-1/70 | 149 |
| 33 I Sportwagon (905_) 1/84-12/90 | 25 | 80 V (8C2, B4) 9/91-12/94 | 65 | A6 I (4A2, C4) 6/94-10/97 | 152 |
| 33 II (907_) 1/90-9/94 | 26 | 80 V Avant (8C5, B4) 9/91-7/96 | 67 | A6 I Avant (4A5, C4) 6/94-12/97 | 154 |
| 33 II Sportwagon (907_) 1/90-9/94 | 27 | 90 I (81, 85, B2) 8/84-3/87 | 69 | A6 II (4B2, C5) 1/97-1/05 | 157 |
| 75 (162_) 1/83-12/92 | 27 | 90 II (89, 89Q, 8A, B3) 4/87-9/91 | 70 | A6 II Avant (4B5, C5) 12/97-1/05 | 162 |
| 90 (162_) 9/84-11/87 | 30 | A1 I (8X1, 8XK) 5/10-10/18 | 72 | A6 III (4F2, C6) 5/04-3/11 | 167 |
| Alfasud (901_) 6/72-12/84 | 31 | A1 I Sportback (8XA, 8XF) 9/11-10/18 | 74 | A6 III Allroad (4FH, C6) 5/06-8/11 | 170 |
| Alfasud Giardinetta (904_) 1/78-12/81 | 32 | A1 II City Carver (GBH) 7/19-1/70 | 75 | A6 III Avant (4F5, C6) 3/05-8/11 | 171 |
| Alfasud Sprint (902_) 9/76-12/89 | 32 | A1 II Sportback (GBA) 9/18-1/70 | 76 | A6 IV (4G2, 4GC, C7) 11/10-1/70 | 174 |
| Alfetta (116_) 7/74-1/86 | 33 | A2 (8Z0) 2/00-8/05 | 76 | A6 IV Allroad (4GH, 4GJ, C7) 1/12-9/18 | 177 |
| Alfetta GT (116_) 1/74-1/86 | 34 | A3 I (8L1) 9/96-5/03 | 77 | A6 IV Avant (4G5, 4GD, C7) 5/11-1/70 | 177 |
| Brera (939_) 1/06-5/11 | 34 | A3 II (8P1) 5/03-8/12 | 78 | A6 V (4A2, C8) 2/18-1/70 | 180 |
| Giulietta II (116_) 10/77-12/85 | 35 | A3 II Cabrio (8P7) 4/08-5/13 | 82 | A6 V Allroad (4AH, C8) 11/18-1/70 | 181 |
| Giulietta III (940_) 4/10-1/70 | 36 | A3 II Sportback (8PA) 9/04-3/13 | 83 | A6 V Avant (4A5, C8) 5/18-1/70 | 181 |
| GT II (937_) 11/03-9/10 | 38 | A3 III (8V1, 8VK) 4/12-1/70 | 86 | A7 I Sportback (4GA, 4GF) 10/10-5/18 | 182 |
| GTV (116_) 1/71-2/87 | 39 | A3 III Cabrio (8V7, 8VE) 10/13-1/70 | 89 | A7 II Sportback (4KA) 10/17-1/70 | 185 |
| GTV (916_) 6/95-10/05 | 39 | A3 III Limousine (8VS, 8VM) 5/13-1/70 | 93 | A8 I (4D2, 4D8) 3/94-9/02 | 185 |
| Mito (955_) 8/08-1/70 | 40 | A3 III Sportback (8VA, 8VF) 9/12-1/70 | 97 | A8 II (4E2, 4E8, D3) 10/02-7/10 | 188 |
| Spider IV (916_) 9/94-4/05 | 43 | A3 IV Limousine (8YS) 4/20-1/70 | 102 | A8 III (4H2, 4H8, 4HC, 4HL, D4) 11/09-1/70 | 189 |
| Spider V (939_) 3/06-3/11 | 43 | A3 IV Sportback (8YA) 3/20-1/70 | 103 | A8 IV (4N2, 4N8, D5) 6/17-1/70 | 190 |
| ALFA ROMEO LCV | | A4 I (8D2, B5) 11/94-12/01 | 103 | Allroad (4BH, C5) 5/00-8/05 | 191 |
| Giulietta Van (940_) 4/11-1/70 | 44 | A4 I Avant (8D5, B5) 11/94-5/03 | 107 | Cabrio (8G7, B4) 5/91-8/00 | 191 |
| | | | | Coupe I (81, 85, B2) 7/80-12/88 | 192 |

| MAKE - MODEL | PAGE | MAKE - MODEL | PAGE | MAKE - MODEL | PAGE |
|--|------|-----------------------------------|------|--|------|
| Coupe II (89, 8B, B3) 10/88-12/96 | 195 | 3 II (E30) 9/82-1/92 | 236 | X1 II (F48) 11/14-1/70 | 319 |
| Q2 (GAB) 6/16-1/70 | 197 | 3 II Cabrio (E30) 9/82-10/93 | 238 | X2 (F39) 11/17-1/70 | 320 |
| Q3 I (8UB, 8UG) 6/11-1/70 | 199 | 3 II Touring (E30) 7/87-6/94 | 239 | X3 I (E83) 11/03-12/11 | 321 |
| Q3 II (F3B) 7/18-1/70 | 201 | 3 III (E36) 9/90-12/98 | 239 | X3 II (F25) 9/10-1/70 | 323 |
| Q3 II Sportback (F3N) 6/19-1/70 | 202 | 3 III Cabrio (E36) 3/93-9/99 | 241 | X4 I (F26) 4/14-3/18 | 325 |
| Q5 I (8RB) 11/08-1/70 | 203 | 3 III Compact (E36) 3/94-5/01 | 242 | X5 I (E53) 5/00-12/06 | 326 |
| Q5 II (FYB, FYG) 6/16-1/70 | 205 | 3 III Coupe (E36) 9/91-4/99 | 243 | X5 II (E70) 2/06-7/13 | 327 |
| Q5 II Sportback (FYT) 11/20-1/70 | 207 | 3 III Touring (E36) 8/94-12/99 | 245 | X5 III (F15, F85) 7/13-1/70 | 329 |
| Q7 I (4LB) 3/06-8/15 | 207 | 3 IV (E46) 2/98-4/05 | 246 | X6 I (E71, E72) 6/07-7/14 | 331 |
| Q7 II (4MB, 4MG) 11/08-1/70 | 208 | 3 IV Cabrio (E46) 4/00-12/07 | 248 | X6 II (F16, F86) 8/14-1/70 | 333 |
| R8 I (422, 423) 4/07-7/15 | 209 | 3 IV Compact (E46) 3/01-2/05 | 250 | Z1 Roadster 6/88-6/91 | 334 |
| R8 I Spyder (427, 429) 2/10-7/15 | 210 | 3 IV Coupe (E46) 2/99-7/06 | 251 | Z3 Coupe (E36) 7/97-6/03 | 334 |
| R8 II (4S3, 4SP) 7/15-1/70 | 210 | 3 IV Touring (E46) 10/99-5/05 | 253 | Z3 Roadster (E36) 10/95-1/03 | 334 |
| R8 II Spyder (4S9, 4SR) 5/16-1/70 | 211 | 3 V (E90) 6/04-12/11 | 255 | Z4 I Coupe (E86) 9/05-1/09 | 336 |
| Super 90 (613, 615) 9/66-8/71 | 211 | 3 V Cabrio (E93) 5/06-12/13 | 261 | Z4 I Roadster (E85) 2/03-2/09 | 336 |
| TT I (8N3) 10/98-6/06 | 211 | 3 V Coupe (E92) 11/05-12/13 | 263 | Z4 II Roadster (E89) 5/09-1/70 | 337 |
| TT I Roadster (8N9) 10/99-6/06 | 212 | 3 V Touring (E91) 12/04-12/12 | 268 | Z8 Roadster (E52) 6/00-6/03 | 338 |
| TT II (8J3) 8/06-6/14 | 213 | 3 VI (F30, F80) 3/11-1/70 | 274 | | |
| TT II Roadster (8J9) 3/07-8/14 | 214 | 3 VI Gran Turismo (F34) 7/12-1/70 | 278 | | |
| TT III (FV3, FVP) 7/14-1/70 | 215 | 3 VI Touring (F31) 7/11-1/70 | 282 | | |
| TT III Roadster (FV9, FVR) 11/14-1/70 | 217 | 4 I Cabrio (F33, F83) 10/13-1/70 | 286 | | |
| V8 (441, 442, 4C2, 4C8) 10/88-2/94 | 218 | 4 I Coupe (F32, F82) 7/13-1/70 | 288 | | |
| | | 4 I Gran Coupe (F36) 3/14-1/70 | 292 | | |
| | | 5 I (E12) 3/72-6/81 | 295 | | |
| | | 5 II (E28) 5/81-12/88 | 296 | | |
| | | 5 III (E34) 12/87-12/95 | 298 | | |
| | | 5 III Touring (E34) 11/91-1/97 | 299 | | |
| | | 5 IV (E39) 11/95-7/03 | 299 | | |
| | | 5 IV Touring (E39) 9/96-5/04 | 301 | | |
| | | 5 V (E60) 12/01-3/10 | 303 | | |
| | | 5 V Touring (E61) 7/03-12/10 | 308 | | |
| | | 6 I (E24) 10/75-4/89 | 312 | | |
| | | 6 II (E63) 1/04-12/10 | 313 | | |
| | | 6 II Cabrio (E64) 3/04-7/10 | 314 | | |
| | | 7 I (E23) 5/77-4/88 | 314 | | |
| | | 7 II (E32) 9/86-9/94 | 315 | | |
| | | 7 III (E38) 9/94-11/01 | 316 | | |
| | | 7 IV (E65, E66, E67) 11/01-12/09 | 317 | | |
| | | 8 I (E31) 4/90-12/99 | 319 | | |
| BMW | | | | | |
| 02 (E10) 9/67-7/77 | 218 | | | | |
| 02 Touring (E6) 1/71-7/75 | 219 | | | | |
| 1 I (E81) 9/06-9/12 | 219 | | | | |
| 1 I (E87) 3/03-9/12 | 221 | | | | |
| 1 I Cabrio (E88) 3/08-12/13 | 223 | | | | |
| 1 I Coupe (E82) 9/07-10/13 | 225 | | | | |
| 1 II (F20) 11/10-1/70 | 226 | | | | |
| 1 II (F21) 12/11-1/70 | 228 | | | | |
| 1500-2000 (115, 116, 118, 121) 10/62-11/72 | 230 | | | | |
| 2 I Active Tourer (F45) 11/13-1/70 | 231 | | | | |
| 2 I Cabrio (F23) 3/14-1/70 | 232 | | | | |
| 2 I Coupe (F22, F87) 10/12-1/70 | 233 | | | | |
| 2 I Gran Tourer (F46) 7/14-1/70 | 234 | | | | |
| 2000-3.2 Coupe (E9) 1/65-3/76 | 234 | | | | |
| 2500-3.3 (E3) 10/68-4/77 | 235 | | | | |
| 3 I (E21) 6/75-3/84 | 236 | | | | |
| | | | | CHEVROLET | |
| | | | | Aveo / Kalos Hatchback (T200) 1/04-2/11 | 338 |
| | | | | Aveo / Kalos Hatchback (T250, T255) 6/06-1/70 | 339 |
| | | | | Aveo / Kalos Sedan (T200) 5/03-2/11 | 340 |
| | | | | Aveo / Kalos Sedan (T250, T255) / Lova 3/05-1/70 | 340 |
| | | | | Aveo Hatchback (T300) / Sonic 3/11-1/70 | 341 |
| | | | | Aveo Sedan (T300) 3/11-1/70 | 342 |
| | | | | Captiva (C100, C140) 6/06-1/70 | 343 |
| | | | | Captiva Sport 1/07-1/70 | 346 |
| | | | | Celta I 8/99-1/70 | 346 |
| | | | | Cobalt II 1/11-1/70 | 346 |
| | | | | Corsa I Hatchback 3/94-9/10 | 346 |
| | | | | Corsa I Sedan 3/94-7/02 | 347 |
| | | | | Corsa I SW 1/97-9/10 | 347 |
| | | | | Cruze II (J300) 5/09-1/70 | 348 |
| | | | | Cruze II Hatchback (J305) 6/11-1/70 | 350 |
| | | | | Cruze II SW (J308) 8/12-1/70 | 352 |
| | | | | Epica (KL1_) / Tosca 1/05-1/70 | 353 |
| | | | | Evanda 3/05-1/70 | 354 |
| | | | | Lacetti (J200) 1/05-1/70 | 354 |
| | | | | Lacetti Sedan (J200) 5/03-3/13 | 354 |
| | | | | Lacetti SW (J200) 3/05-1/70 | 355 |

| MAKE - MODEL | PAGE | MAKE - MODEL | PAGE | MAKE - MODEL | PAGE |
|---|------|---|------|---|------|
| Lanos Sedan 11/05-1/70 | 355 | C4 I (LC_) 11/04-7/11 | 393 | CITROEN HCV | |
| Malibu VII (V300) 1/12-1/70 | 356 | C4 I Coupe (LA_) 11/04-7/11 | 394 | C25 Bus (280_, 290_) 9/81-2/94 | 451 |
| Matiz (M200, M250) 3/05-1/70 | 356 | C4 II (B7) 11/09-1/70 | 396 | C25 Platform/Chassis (280_, 290_) 11/81-3/94 | 453 |
| Niva 1/98-1/70 | 357 | C4 II Aircross 8/10-1/70 | 397 | C25 Van (280_, 290_) 9/81-7/94 | 453 |
| Nubira Sedan 1/05-12/11 | 357 | C4 II Sedan 7/06-1/70 | 398 | Jumper I Bus (230P) / Relay 1/94-4/02 | 454 |
| Nubira SW 1/05-12/11 | 358 | C4 Picasso I MPV / Space wagon (UD_) 10/06-8/13 | 398 | Jumper I Platform/Chassis (230) / Relay 1/94-4/02 | 457 |
| Optra II (1J_) 8/03-12/10 | 359 | C4 Picasso II 2/13-1/70 | 400 | Jumper I Van (230L) / Relay 1/94-8/02 | 460 |
| Optra II SW 3/05-12/08 | 359 | C4 Spacetourer (3D_) 4/18-1/70 | 401 | Jumper II Bus (244, Z_) / Relay 4/02-1/70 | 463 |
| Orlando (J309) 2/11-1/70 | 359 | C4 Spacetourer (3D_) 4/18-1/70 | 401 | Jumper II Platform/Chassis (244) / Relay 2/02-1/70 | 464 |
| Rezzo MPV / Space wagon (U100) / Tacuma 3/05-1/70 | 360 | C5 I (DC_) 3/01-8/04 | 402 | Jumper II Van (244) / Relay 4/02-1/70 | 465 |
| Spark I 9/00-1/70 | 360 | C5 I Break (DE_) 6/01-8/04 | 403 | Jumper III Bus / Relay 4/06-1/70 | 466 |
| Spark II (M300) 3/10-1/70 | 361 | C5 II (RC_) 9/04-1/70 | 404 | Jumper III Platform/Chassis / Relay 4/06-1/70 | 468 |
| Trax / Tracker 12/12-1/70 | 361 | C5 II Break (RE_) 9/04-1/70 | 405 | Jumper III Van / Relay 4/06-1/70 | 470 |
| CHRYSLER | | C5 III (RD_) 2/08-1/70 | 405 | CITROEN LCV | |
| Sebring (JS) 9/06-12/10 | 362 | C5 III Break (RW_) 2/08-1/70 | 408 | Berlingo I / First Van (M_) 7/96-12/11 | 473 |
| Sebring Cabrio (JS) 5/07-12/10 | 363 | C5 IV Aircross 5/18-1/70 | 410 | Berlingo II Platform/Chassis (B9) 4/08-1/70 | 476 |
| CITROEN | | C6 (TD_) 9/05-1/70 | 410 | Berlingo II Van (B9) 4/08-1/70 | 476 |
| Ax (ZA_) 7/86-12/98 | 363 | DS3 11/09-7/15 | 411 | Berlingo III Van (K9) 6/18-1/70 | 479 |
| Berlingo I / First MPV/ Space wagon (MF, GKJ, GFK) 7/96-12/11 | 364 | DS3 Cabrio 1/13-7/15 | 414 | BX Van (XB_) 9/82-1/92 | 480 |
| Berlingo II (B9) 4/08-1/70 | 368 | DS4 4/11-7/15 | 417 | C-Crosser Enterprise 1/09-1/70 | 480 |
| Berlingo III (ER_, EC_) 6/18-1/70 | 370 | DS5 11/11-7/15 | 419 | C15 Pick-up (VDPD) 11/92-10/02 | 480 |
| Bx (XB_) 10/82-12/94 | 370 | E-Mehari 6/16-1/70 | 421 | C15 Van (VD_) 10/84-12/05 | 480 |
| Bx Break (XB_) 4/83-12/94 | 373 | Evasion MPV / Space wagon (22, U6) / Synergie 6/94-7/02 | 421 | C2 Enterprise (JG_) 11/03-1/70 | 481 |
| C-Crosser (EP_) 2/07-1/70 | 375 | Grand C4 Spacetourer (3A_, 3E_) 4/18-1/70 | 422 | C3 II Aircross Van (2C_, 2R_) 5/19-1/70 | 481 |
| C-Elysee 11/12-1/70 | 375 | Jumpy I (U6U) / Dispatch 10/95-12/06 | 423 | C3 II Box body / Hatchback (SC_) 11/09-1/70 | 482 |
| C1 I (PM_, PN_) 6/05-9/14 | 376 | Jumpy II (VF7) / Dispatch 1/07-1/70 | 425 | C3 III Van 3/17-1/70 | 482 |
| C1 II (PA_, PS_) 4/14-1/70 | 377 | Jumpy III (VA_, VE_) / Dispatch 4/16-1/70 | 426 | C4 Cactus Van (0B_, 0P_) 5/19-1/70 | 483 |
| C15 SW 4/87-8/00 | 377 | LNA 11/76-10/86 | 427 | C4 I Box body / Hatchback (LR_) 1/04-12/10 | 484 |
| C2 (JM_) 9/03-1/70 | 378 | Nemo SW 4/09-1/70 | 427 | C4 II Box body / Hatchback (NC_) 11/09-1/70 | 484 |
| C3 I (FC_, FN_) 2/02-1/70 | 379 | Saxo (S0, S1) / Chanson 2/96-4/04 | 428 | C4 Spacetourer Van (3D_) 5/19-1/70 | 485 |
| C3 I Pluriel (HB_) 5/03-1/70 | 380 | Visa 9/78-3/91 | 430 | C5 Box body / Van / SW Van (DE_, RE_) 6/02-1/08 | 485 |
| C3 II (SC_) 11/09-1/70 | 381 | Visa Cabrio 3/83-10/88 | 431 | Grand C4 Spacetourer Van (3A_, 3E_) 5/19-1/70 | 486 |
| C3 III (SX) 7/16-1/70 | 384 | Xantia (X1_, X2_) 3/93-4/03 | 431 | Jumpy I Platform/Chassis (BU_, BV_, BW_, BX_) 10/99-10/06 | 486 |
| C3 III Aircross (2R_, 2C_) 6/17-1/70 | 386 | Xantia Break (X1_, X2_) 6/95-4/03 | 433 | Jumpy I Van (BS_, BT_, BY_, BZ_) / Dispatch 10/95-10/06 | 487 |
| C3 Picasso 2/09-1/70 | 387 | Xsara (N1) 4/97-4/05 | 434 | Jumpy II Platform/Chassis / Dispatch 6/07-1/70 | 489 |
| C4 Cactus 9/14-1/70 | 388 | Xsara Break (N2) 10/97-8/05 | 438 | Jumpy II Van / Dispatch 1/07-1/70 | 489 |
| C4 Grand Picasso I (UA_) 10/06-1/70 | 390 | Xsara Coupe (N0) 1/98-3/05 | 442 | Jumpy III Platform/Chassis (V_) / Dispatch 9/16-1/70 | 490 |
| C4 Grand Picasso II 9/13-1/70 | 391 | Xsara Picasso (N68) 12/99-1/70 | 445 | Jumpy III Van (V_) / Dispatch 4/16-1/70 | 490 |
| | | ZX (N2) 3/91-7/99 | 447 | Nemo Van (AA_) 2/08-1/70 | 491 |
| | | ZX Break (N2) 10/93-7/99 | 450 | | |

| MAKE - MODEL | PAGE | MAKE - MODEL | PAGE | MAKE - MODEL | PAGE |
|--|------|---|------|--|------|
| Saxo Hatchback van (S3_) 1/96-1/70 | 492 | Lacetti III Hatchback (KLAN) 6/02-1/70 | 523 | DS5 (KF_) 1/14-1/70 | 541 |
| Spacetourer (VA_, VE_) / Dispatch 4/16-1/70 | 492 | Lanos (KLAT) / Sens 5/97-1/70 | 523 | DS7 Crossback (J_) 9/17-1/70 | 542 |
| Xantia Box body / Van / SW Van (X2_) 1/98-4/03 | 493 | Lanos Sedan (KLAT) / Sens 2/97-1/70 | 524 | FIAT | |
| Xsara Box body / Hatchback (N3_) 5/98-3/05 | 493 | Leganza (KLAV) / Kondor 6/97-4/04 | 524 | 127 (127_) 6/71-12/86 | 542 |
| Xsara Box body / Van / SW Van 5/98-8/05 | 494 | Magnus 7/99-1/70 | 525 | 127 Panorama (127_) 1/77-12/86 | 543 |
| ZX Box body / Hatchback (N2) 7/93-5/98 | 494 | Matiz I (M100, M150) 9/98-1/70 | 525 | 128 (128_) 3/69-12/84 | 543 |
| CUPRA | | Matiz II (M200, M250) 1/05-6/10 | 525 | 128 Familiare (128_) 10/69-10/82 | 543 |
| Formentor (KM7) 10/20-1/70 | 494 | Nexia I / Cielo 2/95-8/97 | 525 | 500 II (312_) 10/07-1/70 | 543 |
| DACIA | | Nexia I Sedan / Cielo 2/95-6/08 | 526 | 500 II C (312_) 9/09-1/70 | 545 |
| 1300 / Denem 12/72-5/83 | 495 | Nubira I (J100) / Orion 5/97-1/70 | 526 | 500 II L (351_, 352_) 9/12-1/70 | 547 |
| 1300 SW 12/72-5/83 | 495 | Nubira I Sedan (J100) 4/97-1/70 | 527 | 500 II X (334_) 9/14-1/70 | 548 |
| 1310 SW 5/83-1/70 | 495 | Nubira I Wagon (J100) / Orion 5/97-1/70 | 528 | 500e (332) 10/20-1/70 | 549 |
| Dokker (KE_) 11/12-1/70 | 495 | Nubira III Sedan (J200) 7/03-1/70 | 528 | 500e Cabrio (332) 10/20-1/70 | 550 |
| Duster II (HS_) 4/10-1/18 | 496 | Nubira III Wagon (J200) 7/03-1/70 | 529 | Barchetta (183_) 4/95-5/05 | 550 |
| Duster III (HM_) 10/17-1/70 | 498 | Rezzo (U100) / Tacuma 1/00-1/70 | 529 | Brava (182_) 10/95-12/02 | 550 |
| Lodgy (JS_) 3/12-1/70 | 500 | Tico (KLY3) 2/95-12/00 | 530 | Bravo I (182_) 10/95-10/01 | 553 |
| Logan I (LS_) 8/04-1/70 | 501 | Tosca 2/06-1/70 | 530 | Bravo II (198_) 11/06-1/70 | 555 |
| Logan I MCV (KS_) 2/07-1/70 | 504 | DAIHATSU | | Cinquecento (170_) 7/91-7/99 | 557 |
| Logan II 10/12-1/70 | 506 | Applause I Hatchback (A101, A111) 6/89-7/97 | 530 | Coupe (175_) 11/93-8/00 | 558 |
| Logan II MCV 10/12-1/70 | 508 | Applause II Hatchback (A101) 7/97-5/00 | 531 | Croma I (154_) 12/85-12/96 | 558 |
| Nova 4/96-3/03 | 510 | Charade III (G100, G101, G102) 3/87-1/93 | 531 | Croma II (194_) 6/05-1/70 | 560 |
| Sandero I 6/08-1/70 | 510 | Charade III Sedan (G102) 11/90-2/93 | 532 | Doblo I MPV / Space wagon (119_, 223_) 3/01-1/70 | 560 |
| Sandero II 10/12-1/70 | 513 | Charade IV (G200, G202) 1/93-9/00 | 532 | Doblo II MPV / Space wagon (263_) 11/09-1/70 | 562 |
| Solenza (B41_) 2/03-1/70 | 514 | Charade IV Sedan (G203) / Valera 3/93-1/01 | 533 | Duna (146_) 1/87-12/91 | 564 |
| Supernova 4/00-3/03 | 515 | Charade VII 5/11-1/70 | 533 | Duna Weekend (146_) 1/87-12/91 | 564 |
| DACIA LCV | | Cuore II (L80, L81) / Mira 9/85-12/90 | 533 | Fiorino IV MPV / Space wagon (225_) 11/07-1/70 | 564 |
| Dokker Express 11/12-1/70 | 515 | Cuore III (L201) / Mira 8/90-12/94 | 533 | Grande Punto (199_) 6/05-1/70 | 565 |
| Dokker Pick-up 12/14-1/70 | 516 | Cuore IV (L501) / Mira 12/94-5/99 | 533 | Idea (350_) 12/03-1/70 | 567 |
| Duster Suv Van 4/11-1/70 | 516 | Gran Move (G3) / Pyzar 10/96-1/70 | 534 | Linea (323_, 110_) 10/06-1/70 | 568 |
| Logan Express (FS_) 3/09-1/70 | 517 | Move I (L6_) 6/94-11/99 | 534 | Marea (185_) 5/96-12/07 | 569 |
| Logan Pick-up (US_) 3/08-1/70 | 518 | Terios I (J1_) 5/97-10/05 | 534 | Marea Weekend (185_) 9/96-12/07 | 573 |
| DAEWOO | | Terios II (J2_) / Bego 11/05-1/70 | 535 | Multipla (186_) 4/99-6/10 | 575 |
| Aranos / Espero 1/95-11/97 | 520 | DODGE | | Palio I (178_) 4/96-1/70 | 578 |
| Cielo 6/94-11/00 | 520 | Avenger 6/07-1/70 | 535 | Palio I Weekend (17_, 37_) 4/96-1/70 | 580 |
| Espero (KLEJ) 10/91-9/99 | 521 | Caliber 6/06-1/70 | 536 | Panda I (141_) 10/80-7/04 | 582 |
| Evanda (KLAL) 8/02-1/70 | 522 | DS | | Panda II (169_) 9/03-1/70 | 584 |
| Kalos (KLAS) 9/02-1/70 | 522 | DS3 8/14-1/70 | 537 | Panda III (312_, 319_) 2/12-1/70 | 586 |
| Kalos Sedan (KLAS) 11/02-12/04 | 522 | DS3 Cabrio 7/15-1/70 | 538 | Punto I (176_) 9/93-9/99 | 588 |
| | | DS4 / DS4 Crossback 7/14-1/70 | 540 | Punto I Cabrio (176_) 4/94-6/00 | 589 |

| MAKE - MODEL | PAGE | MAKE - MODEL | PAGE | MAKE - MODEL | PAGE |
|--|------|--|------|--|------|
| Punto II (188_) 9/99-7/12 | 590 | Ducato V Van (250_, 290_) 7/06-1/70 | 651 | Consul (GGFL) 1/72-12/75 | 684 |
| Punto III (199_) 3/12-1/70 | 592 | FIAT LCV | | Consul Coupe (GGCL) 1/72-12/75 | 685 |
| Punto III Evo (199_) 7/08-1/70 | 594 | Bravo II Van (198) 3/08-12/14 | 654 | Consul Turnier (GGNL) 1/72-12/75 | 685 |
| Qubo (225_) 2/08-1/70 | 596 | Cinquecento Van (170) 7/91-2/98 | 654 | Cortina 10/62-12/72 | 685 |
| Regata (138_) 9/83-12/90 | 596 | Croma II Van (194_) 4/06-12/11 | 654 | Cortina Coupe 10/62-3/72 | 686 |
| Regata Weekend (138_) 6/83-12/90 | 598 | Doblo I Cargo (223_) 3/01-1/70 | 655 | Cortina Estate 10/62-3/72 | 686 |
| Ritmo (138_) / Strada 1/78-12/88 | 598 | Doblo II Box body / Van / SW Van (263_) 2/10-1/70 | 656 | Cougar (EC_) 8/98-12/01 | 686 |
| Ritmo Cabrio (138_) / Strada 10/79-7/89 | 599 | Doblo II Platform/Chassis (263_) / Pratico 2/10-1/70 | 659 | Ecosport II 1/12-1/70 | 687 |
| Scudo I Combinato (220_) 2/96-12/06 | 599 | Fiorino I (127_) 10/77-12/87 | 660 | Escort Classic (AAL, ABL) 10/98-7/00 | 688 |
| Scudo II (270_, 272_) 1/07-1/70 | 601 | Fiorino II (147_) 1/80-8/93 | 660 | Escort Classic Turnier (ANL) 2/99-7/00 | 688 |
| Sedici (FY_, 189_) 6/06-10/14 | 602 | Fiorino II Pick up (147_) 6/82-10/89 | 661 | Escort I (AFH, ATH) 1/68-2/76 | 688 |
| Seicento / 600 (187_) 11/97-1/10 | 602 | Fiorino III Pick up (146_) 1/88-12/15 | 661 | Escort I Turnier (ADH) 6/68-2/76 | 690 |
| Siena (178_, 172_) / Palio /Albea 4/96-10/13 | 603 | Fiorino III Van (146_) 1/88-12/06 | 662 | Escort II (ATH) 3/73-12/80 | 690 |
| Stilo (192_) 10/01-12/10 | 605 | Fiorino IV Box body / Van / SW Van (225_) 1/07-1/70 | 663 | Escort II Turnier 4/75-7/81 | 691 |
| Stilo Multi Wagon (192_) 1/03-12/10 | 607 | Grande Punto Van (199_) 2/06-6/13 | 664 | Escort III (GAA) 9/80-7/86 | 691 |
| Tempra (159_) 3/90-12/98 | 609 | Panda I Van (141_) 1/86-2/04 | 665 | Escort III Cabrio (ALD) 9/83-12/85 | 693 |
| Tempra S.W. (159_) 3/90-12/96 | 611 | Panda II Van (169_) 3/04-1/70 | 665 | Escort III Turnier (AWA) 9/80-12/85 | 693 |
| Tipo I (160_) 7/87-10/95 | 612 | Panda III Van (312_, 519_) 2/12-1/70 | 667 | Escort IV (GAF, AWF, ABFT) 10/85-10/90 | 694 |
| Tipo II Hatchback (357_) / Egea 3/16-1/70 | 615 | Punto Evo Van (199_) 3/09-2/12 | 669 | Escort IV Cabrio (ALF) 1/86-7/90 | 695 |
| Tipo II Sedan (356_) / Egea 10/15-1/70 | 615 | Punto I Van (176_) 4/96-2/00 | 669 | Escort IV Turnier (AWF, AVF) 10/85-10/90 | 696 |
| Tipo II SW (357_) / Egea 3/16-1/70 | 616 | Punto II Van (188_) 2/00-12/10 | 670 | Escort V (GAL) 7/90-12/92 | 697 |
| Ulysse I (220_) 6/94-8/02 | 617 | Punto III Van (199_) 4/08-1/70 | 671 | Escort V Cabrio (ALL) 7/90-12/92 | 698 |
| Uno I (146_) 1/83-1/70 | 618 | Scudo I Platform/Chassis (220_) 9/96-12/06 | 672 | Escort V Turnier (GAL, AVL) 7/90-12/92 | 699 |
| X 1/9 (128_) 5/73-12/89 | 620 | Scudo I Van (220_) 2/96-12/06 | 672 | Escort VI (GAL) 9/92-1/95 | 700 |
| FIAT HCV | | Scudo II Platform/Chassis (270_, 272_) 1/07-1/70 | 673 | Escort VI Cabrio (ALL) 12/92-1/95 | 700 |
| Ducato I Bus (280_) 1/82-9/90 | 620 | Scudo II Van (270_, 272_) 1/07-1/70 | 674 | Escort VI Sedan (GAL) 8/93-1/95 | 701 |
| Ducato I Platform/Chassis (280_) 7/82-8/90 | 622 | Seicento / 600 Van (287_) 1/98-1/10 | 675 | Escort VI Turnier (GAL) / Nomade 9/92-1/95 | 701 |
| Ducato I Van (280_) 1/82-9/90 | 623 | Strada II Pick-up (178_) 9/98-1/70 | 675 | Escort VII (GAL, AAL, ABL) 1/95-8/02 | 702 |
| Ducato II Panorama (290_) 6/90-5/94 | 625 | Talento I Bus (290_) 3/89-3/94 | 676 | Escort VII Cabrio (ALL) 2/95-8/00 | 704 |
| Ducato II Platform/Chassis (290_) 3/89-5/94 | 626 | Talento I Platform/Chassis (290_) 3/89-3/94 | 677 | Escort VII Sedan (GAL, AFL) 1/95-2/99 | 705 |
| Ducato II Van (290_) 3/89-5/94 | 627 | Talento I Van (290_) 3/89-3/94 | 677 | Escort VII Turnier (GAL, ANL) / Nomade 1/95-2/99 | 706 |
| Ducato III Bus (230_) 3/94-4/02 | 628 | Uno I Van (146_) 1/83-7/96 | 678 | Fiesta I (GFBT) 5/76-8/83 | 707 |
| Ducato III Platform/Chassis (230_) 3/94-4/02 | 633 | FORD | | Fiesta II (FBD) 9/83-11/89 | 708 |
| Ducato III Van (230_) 3/94-4/02 | 637 | B-Max (JK) 10/12-1/70 | 678 | Fiesta III (GFJ) 1/89-1/97 | 709 |
| Ducato IV Bus (244_) 4/02-1/70 | 642 | C-Max I (DM2) 2/07-9/10 | 679 | Fiesta IV (JA_, JB_) 8/95-9/02 | 711 |
| Ducato IV Platform/Chassis (244_) 4/02-7/06 | 644 | C-Max II (DXA/CB7, DXA/CEU) 4/10-1/70 | 680 | Fiesta V (JH_, JD_) 11/01-9/08 | 712 |
| Ducato IV Van (244_) 4/02-1/70 | 645 | Capri I (ECJ) 12/68-2/74 | 683 | Fiesta VI (CB1, CCN) 6/08-1/70 | 714 |
| Ducato V Bus (250_, 290_) 7/06-1/70 | 646 | Capri II (GECF) 2/74-12/77 | 684 | Fiesta VI Sedan 4/10-1/70 | 716 |
| Ducato V Platform/Chassis (250_, 290_) 7/06-1/70 | 649 | Capri III (GECF) 1/78-4/87 | 684 | Fiesta VII (HJ, HF) 1/17-1/70 | 717 |

| MAKE - MODEL | PAGE | MAKE - MODEL | PAGE | MAKE - MODEL | PAGE |
|--|------|---|------|---|------|
| Focus C-Max 10/03-3/07 | 718 | Orion I (AFD) 7/83-3/86 | 777 | Transit VI Bus (E__) 6/94-6/00 | 813 |
| Focus I (DAW, DBW) 1/98-11/04 | 719 | Orion II (AFF) 12/85-7/90 | 778 | Transit VI Platform/Chassis (E__) 8/94-3/00 | 814 |
| Focus I Sedan (DFW) 2/99-3/05 | 721 | Orion III (GAL) 7/90-10/94 | 779 | Transit VI Van (E__) 6/94-3/00 | 815 |
| Focus I Turnier (DNW) 2/99-1/05 | 722 | Puma I (EC_) 3/97-6/02 | 780 | Transit VII Bus (FD_ , FB_ , FS_ , FZ_ , FC_) 1/00-5/06 | 816 |
| Focus II (DA_ , HCP, DP) 7/04-9/12 | 724 | S-Max I (WS) 5/06-12/14 | 781 | Transit VII Platform/Chassis (FM_ , FN_) 1/00-5/06 | 819 |
| Focus II Cabrio 10/06-9/10 | 727 | Sierra I Hatchback (GBC) 8/82-2/87 | 783 | Transit VII Van (FA_) 1/00-5/06 | 822 |
| Focus II Sedan (DB_ , FCH, DH) 4/05-1/70 | 727 | Sierra I Turnier (BNC) 8/82-12/86 | 785 | Transit VIII Bus (FD_ , FB_ , FS_ , FZ_ , FC_) 4/06-1/70 | 825 |
| Focus II Turnier (DA_ , FFS, DS) 7/04-9/12 | 728 | Sierra II (GBG, GB4) 1/87-2/93 | 787 | Transit VIII Platform/Chassis (FM_ , FN_) 4/06-8/14 | 828 |
| Focus III 7/10-1/70 | 730 | Sierra II Hatchback (GBC, GBG) 1/87-3/93 | 790 | Transit VIII Tourneo 7/06-8/14 | 832 |
| Focus III Sedan 7/10-1/70 | 734 | Sierra II Turnier (BNG) 1/87-2/93 | 793 | Transit VIII Van (FA_) 4/06-1/70 | 833 |
| Focus III Turnier 7/10-1/70 | 736 | Street Ka (RL2) 5/03-7/05 | 796 | Transit IX Bus (FAD, FBD) 8/13-1/70 | 838 |
| Fusion (JU_) 8/02-12/12 | 740 | Taurus I (GBFK) / Cortina 8/70-5/76 | 796 | Transit IX Platform/Chassis (FED, FFD) 8/13-1/70 | 838 |
| Galaxy I (WGR) 5/92-8/06 | 741 | Taurus I (GBTK) / Cortina 1/70-2/76 | 796 | Transit IX Van (FCD, FDD) 8/13-1/70 | 839 |
| Galaxy II (WA6) 5/06-6/15 | 742 | Taurus I Coupe (GBCK) / Cortina Coach 8/70-2/76 | 797 | Transit Connect I (P65_ , P70_ , P80_) 6/02-1/70 | 840 |
| Granada I (GGTL, GGFL) 1/72-8/77 | 744 | Taurus I Turnier (GBNK) / Cortina Estate 8/70-2/76 | 797 | Transit Connect II Van 2/13-1/70 | 840 |
| Granada I Coupe (GGCL) 1/72-2/76 | 745 | Taurus II (GBTS, GBFS, CBTS) / Cortina 5/75-7/79 | 798 | Transit Courier Van 2/14-1/70 | 841 |
| Granada I Turnier (GGNL) 1/72-8/77 | 745 | Taurus II Turnier (GBNS) / Cortina Estate 5/75-8/79 | 798 | Transit Custom Bus (F3) 4/12-1/70 | 842 |
| Granada II (GU) 8/77-12/85 | 746 | Taurus III 80 (GBS, GBNS) / Cortina 7/79-12/82 | 799 | Transit Custom Van (FY, FZ) 4/12-1/70 | 842 |
| Granada II Turnier (GNU) 8/77-12/85 | 747 | Taurus III 80 Turnier (GBNS) / Cortina 7/79-12/82 | 800 | FORD LCV | |
| Grand C-Max (DXA/CB7, DXA/CEU) 12/10-1/70 | 748 | Tourneo Connect I 6/02-12/13 | 800 | B-Max Van 10/12-1/70 | 843 |
| Ka I (RB_) 9/96-11/08 | 750 | Tourneo Connect II Kombi, Grand 9/13-1/70 | 801 | C-Max II Van 12/10-1/70 | 844 |
| Ka II (RU8) 2/08-1/70 | 751 | Tourneo Courier Kombi 2/14-1/70 | 802 | Courier Pick-up 1/88-12/11 | 845 |
| Ka+ (UK, FK) / Figo 9/15-1/70 | 752 | Transit Connect II SW 2/13-1/70 | 802 | Escort I 81 Express (AVA) 3/81-2/86 | 845 |
| Ka+ Sedan (TK, FK) / Figo 9/15-1/70 | 753 | Transit Courier Kombi 2/14-1/70 | 803 | Escort II 86 Express (AVF) 2/86-7/90 | 846 |
| Kuga I 3/08-1/70 | 753 | FORD HCV | | Escort III 91 Express (AVF) 7/90-12/94 | 847 |
| Kuga II (DM2) / Escape 10/12-1/70 | 754 | Transit II Bus (72E, 73E) 1/65-12/78 | 803 | Escort IV 95 Van (AVL) 1/95-6/01 | 847 |
| Maverick I (UDS, UNS) 2/93-4/98 | 756 | Transit II Platform/Chassis (74E) 1/65-12/78 | 804 | Fiesta I Van (WFVT) 5/76-11/86 | 848 |
| Mondeo I (GBP) 2/93-8/96 | 756 | Transit II Van (72E, 71E) 1/65-12/78 | 805 | Fiesta II Van (FVD) 3/83-12/95 | 848 |
| Mondeo I Sedan (GBP) 2/93-8/96 | 758 | Transit II Van (81E) 11/65-7/73 | 805 | Fiesta III Van (F3L, F5L) / Courier 4/89-2/96 | 848 |
| Mondeo I Turnier (BNP) 1/93-8/96 | 759 | Transit III Bus (V_) 11/77-10/86 | 805 | Fiesta IV Van (J5_ , J3_) / Courier 2/96-8/03 | 849 |
| Mondeo II (BAP) 8/96-9/00 | 760 | Transit III Platform/Chassis (V_) 11/77-10/86 | 806 | Fiesta IV Van (JV_) / Courier 3/98-8/03 | 849 |
| Mondeo II Sedan (BFP) 8/96-9/00 | 761 | Transit III Van (V_) 11/77-10/86 | 807 | Fiesta V Van 5/02-12/10 | 850 |
| Mondeo II Turnier (BNP) 8/96-9/00 | 762 | Transit IV Bus (T_) 10/85-9/92 | 807 | Fiesta VI Van 8/08-1/70 | 850 |
| Mondeo III (B5Y) 10/00-3/07 | 763 | Transit IV Platform/Chassis (T_) 10/85-9/92 | 808 | Fiesta VII Van 2/17-1/70 | 852 |
| Mondeo III Sedan (B4Y) 10/00-3/07 | 765 | Transit IV Van (T_) 9/85-9/92 | 809 | Focus II Van 7/04-7/11 | 852 |
| Mondeo III Turnier (BWY) 10/00-3/07 | 766 | Transit V Bus (E_) 1/91-12/94 | 810 | Focus III Box body / Hatchback 1/11-1/70 | 853 |
| Mondeo IV (BA7) 3/07-1/15 | 768 | Transit V Platform/Chassis (E_) 1/91-12/94 | 811 | Focus III Box body / Van / SW Van 2/12-1/70 | 855 |
| Mondeo IV Sedan (BA7) 3/07-1/15 | 771 | Transit V Tourneo 8/94-12/00 | 811 | Grand C-Max Van 12/10-1/70 | 856 |
| Mondeo IV Turnier (BA7) 3/07-1/15 | 774 | Transit V Van (E_) 1/91-12/94 | 812 | Ka Van (RB) 5/02-5/05 | 857 |

| MAKE - MODEL | PAGE | MAKE - MODEL | PAGE | MAKE - MODEL | PAGE |
|---|------|--|------|--|------|
| Kuga II Van 9/14-1/70 | 857 | Civic VIII Hatchback (FN, FK) 9/05-1/70 | 872 | Galloper I 8/91-7/98 | 892 |
| P 100 I 4/82-9/87 | 858 | Civic VIII Sedan (FD, FA) 9/05-1/70 | 872 | Getz (TB) / Click 6/01-12/10 | 892 |
| P 100 II 10/87-12/92 | 858 | Civic IX (FK) 2/12-1/70 | 873 | Grand Santa Fe/ Maxcruz 1/13-1/70 | 894 |
| Ranger I (ER, EQ, R_) 6/99-6/09 | 858 | Civic IX Sedan (FB, FG) 9/11-1/70 | 873 | Grandeur IV (HG) / Azera 1/11-1/70 | 894 |
| Ranger II (ET) 6/05-7/12 | 860 | Civic IX Tourer (FK) 1/14-1/70 | 874 | Grandeur V (IG) / Azera 11/16-1/70 | 894 |
| Tourneo Custom Bus (F3) 4/12-1/70 | 860 | CR-V I (RD) 10/95-2/02 | 874 | H-1/Starex MPV/Space wagon (A1)/Satellite/H200 6/97-1/70 | 895 |
| FORD USA | | CR-V II (RD_) 9/01-3/07 | 874 | i10 I (PA) 10/07-1/70 | 896 |
| Probe II (ECP) 10/93-3/98 | 861 | CR-V III (RE_) 6/06-1/70 | 875 | i10 II (BA, IA) / Grand i10 8/13-1/70 | 897 |
| FSO | | CR-V IV (RM_) 1/12-1/70 | 876 | i10 II Sedan / Grand i10/ Xcent 12/13-1/70 | 897 |
| 125P 10/67-8/92 | 861 | CR-V V (RW_, RT_) 12/16-1/70 | 877 | i20 I (PB, PBT) 8/08-1/70 | 898 |
| 125P SW 10/67-8/92 | 861 | CRX III (EH, EG) / Civic del Sol 3/92-12/98 | 877 | i20 II (GB, IB) / Elite i20 11/14-1/70 | 898 |
| Polonez I 10/77-12/91 | 862 | FR-V (BE) / Edix 8/04-1/70 | 877 | i20 II Active (IB, GB) 9/15-1/70 | 899 |
| Polonez II / Prima 8/88-8/92 | 862 | HR-V I (GH) 3/99-1/70 | 878 | i20 II Coupe (GB) 5/15-1/70 | 899 |
| HONDA | | HR-V II (RU) 11/14-1/70 | 878 | i30 I (FD) 10/07-11/11 | 900 |
| Accord III (CA) 11/85-12/89 | 862 | Insight II (ZE_) 4/09-1/70 | 878 | i30 I SW (FD) 10/07-6/12 | 901 |
| Accord III Aerodeck (CA) 11/85-12/89 | 863 | Jazz III (GD_, GE3, GE2) / Fit 3/02-10/08 | 879 | i30 II (GD) 6/11-1/70 | 903 |
| Accord VI (CK, CG, CH, CF8) 3/97-12/03 | 863 | Jazz IV (GE_, GG_, GP_) / Fit 10/07-1/70 | 879 | i30 II Coupe 5/13-1/70 | 904 |
| Accord VI Coupe (CG) 12/97-6/03 | 864 | Jazz V (GK_) / Fit 9/13-1/70 | 880 | i30 II SW (GD) 6/12-1/70 | 905 |
| Accord VI Hatchback (CH, CL) 12/99-12/02 | 864 | Prelude II (AB) 1/83-12/87 | 880 | i30 III (PDE, PD, PDEN) 11/16-1/70 | 906 |
| Accord VII (CL, CN) 1/03-9/12 | 865 | Prelude V (BB_) 10/96-10/00 | 880 | i30 III Fastback (PDE, PDEN) 6/17-1/70 | 907 |
| Accord VII (CM) 9/02-12/07 | 865 | S2000 (AP) 3/99-1/70 | 880 | i40 (VF) 10/11-1/70 | 907 |
| Accord VII Tourer (CM, CN) 4/03-5/08 | 865 | Stream (RN) 5/01-1/70 | 881 | i40 CW (VF) 7/11-1/70 | 908 |
| Accord VIII (CP) / Inspire 9/07-12/12 | 866 | HYUNDAI | | ix20 (JC) 11/10-1/70 | 910 |
| Accord VIII (CU) 6/08-1/70 | 866 | Accent I (X-3) / Verna / Pony / Excel 10/94-1/00 | 881 | ix35 (LM, EL, ELH) / Tucson 8/09-1/70 | 910 |
| Accord VIII SW (CW) 7/08-1/70 | 866 | Accent I Sedan (X-3) / Verna / Pony / Excel 10/94-1/00 | 882 | ix55 / Veracruz 1/07-1/70 | 914 |
| City III Sedan (GE4) / Fit Aria (GD_) 11/02-3/09 | 866 | Accent II (LC) / Verna / Excel 9/99-7/06 | 882 | Lantra II (J-1) / Elantra 10/90-11/95 | 915 |
| City IV Sedan (GM2, GM3) 9/08-1/70 | 867 | Accent II Sedan (LC) / Verna 9/99-12/06 | 883 | Lantra III (J-2) / Elantra 6/95-10/00 | 915 |
| City V Sedan (GM4, GM5, GM6, GM9, GM7) / Grace 1/14-1/70 | 867 | Accent III (MC) 11/05-11/10 | 884 | Lantra III SW (J-2) / Elantra 11/95-10/00 | 916 |
| Civic V Coupe (EJ) 8/93-3/96 | 867 | Accent III Sedan (MC) 11/05-12/12 | 884 | Matrix (FC) / Lavita 6/01-8/10 | 917 |
| Civic V Hatchback (EG) 10/91-11/95 | 867 | Accent IV (RB) / Solaris 11/10-1/70 | 885 | Pony II (X-1) / Excel 10/85-9/89 | 918 |
| Civic V Sedan (EG, EH) 10/91-12/95 | 868 | Accent IV Sedan (RB) / Accent i25 / Solaris 11/10-1/70 | 886 | Pony II Sedan (X-1) / Presto 10/85-9/89 | 918 |
| Civic VI Aerodeck (MB, MC) 4/98-2/01 | 868 | Atos (MX) / Amica / Atoz 2/98-12/10 | 887 | Pony III (X-2) / Excel 10/89-5/96 | 918 |
| Civic VI Coupe (EJ, EM1) 3/96-12/00 | 868 | Coupe I (RD) / Tiburon 7/96-4/02 | 888 | Pony III Sedan (X-2) / Excel 9/89-5/96 | 919 |
| Civic VI Fastback (MA, MB) 9/94-2/01 | 869 | Coupe II (GK) 1/01-8/09 | 888 | S Coupe (SLC) 2/90-5/96 | 919 |
| Civic VI Hatchback (EJ, EK) 1/95-12/01 | 869 | Creta I 1/16-1/70 | 889 | Santa Fe I (SM) 11/00-3/06 | 920 |
| Civic VI Sedan (EJ, EK) / Ballade / Integra SJ 1/94-12/01 | 870 | Elantra I (XD) / Avante 6/00-7/06 | 889 | Santa Fe II (CM) 3/06-12/12 | 921 |
| Civic VII Coupe (EM2) 2/01-12/05 | 870 | Elantra I Sedan (XD) / Avante 6/00-7/06 | 890 | Santa Fe III (DM, DMA) 9/12-1/70 | 922 |
| Civic VII Hatchback (EU, EP, EV) 1/00-9/05 | 871 | Elantra II Sedan (HD) / Avante 11/05-1/70 | 891 | Sonata IV (EF) / Sonica 3/98-5/05 | 923 |
| Civic VII Sedan (ES, ET) / Civic Ferio 12/00-4/06 | 871 | Elantra III Sedan (MD, UD) / i35 / Avante 6/10-1/70 | 891 | Sonata V (NF) / Sonica 1/05-12/10 | 923 |

| MAKE - MODEL | PAGE | MAKE - MODEL | PAGE | MAKE - MODEL | PAGE |
|--|------|--|------|--|------|
| Sonata VI (YF) 1/09-12/15 | 924 | Daily VI Platform/Chassis 3/14-1/70 | 967 | Cerato III Koup (YD)/ K3 / Forte 12/13-1/70 | 993 |
| Sonata VII (LF) 6/14-1/70 | 925 | Daily VI Van 3/14-1/70 | 968 | Cerato III Sedan (YD, YDM)/ K3 9/12-1/70 | 993 |
| Terracan (HP) 6/01-12/06 | 927 | IVECO LCV | | Clarus (K9A)/ Credos 7/96-11/01 | 994 |
| Tiburon Coupe 1/96-12/08 | 927 | Massif Pick-up 10/08-2/11 | 969 | Clarus SW (GC)/ Credos 5/98-1/70 | 994 |
| Trajjet (FO) 3/00-7/08 | 927 | Massif Single Cab 10/08-2/11 | 970 | Magentis I (GD, MS)/ Optima/ Regal 5/01-1/70 | 994 |
| Tucson I (JM) 6/04-1/70 | 928 | Massif SW 10/08-2/11 | 970 | Magentis II (MG)/ Lotze 10/05-1/70 | 994 |
| Tucson II (TL, TLE) 5/15-1/70 | 929 | JAGUAR | | Optima II / K5 4/10-1/70 | 995 |
| Veloster (FS) 3/11-1/70 | 932 | S-Type II (X200) 1/99-12/08 | 970 | Optima II Sportswagon (JF) 9/16-1/70 | 998 |
| XG (XG) / Grandeur XG 12/98-12/05 | 932 | X-Type (X400) 6/01-11/09 | 971 | Picanto I (SA) / Morning 4/04-1/70 | 999 |
| HYUNDAI LCV | | X-Type SW (X400) 9/02-12/09 | 972 | Pride (DA) 1/90-12/11 | 1000 |
| H-1 Platform/Chassis/ Libero 6/00-10/06 | 933 | XE (X760) 3/15-1/70 | 973 | Pride Sedan 10/96-5/01 | 1000 |
| H-1 Van (A1)/ H 200/ Starex 10/97-12/07 | 933 | XF I (X250) 3/08-4/15 | 974 | Pride SW 8/99-5/01 | 1000 |
| H100 Bus (P)/ H 150/ Grace 7/93-10/04 | 933 | XF I Sportbrake (X250) 7/09-12/15 | 975 | Pro Ceed I (ED) 2/08-2/13 | 1000 |
| H100 Van/ H 150/ Grace 7/93-12/04 | 934 | XJ V (X350) 3/03-3/09 | 976 | Pro Ceed II (JD) 3/13-1/70 | 1002 |
| i20 Hatchback Van (GB, IB) 5/15-1/70 | 934 | XJ VI (X351) 10/09-1/70 | 976 | Rio I Sedan (DC_) 9/00-2/05 | 1003 |
| i30 II Hatchback Van (GDE) 5/15-1/70 | 934 | JEEP | | Rio I SW (DC) 8/00-2/05 | 1004 |
| i30 II Kombi Van (GDE, GD) 5/15-1/70 | 935 | Compass I (MK49) 8/06-1/70 | 977 | Rio II (JB) / Pride 3/05-1/70 | 1004 |
| i40 Kombi Van (VF) 5/15-1/70 | 935 | Compass II (MP, M6) 12/16-1/70 | 978 | Rio II Sedan (JB) / Pride 3/05-1/70 | 1005 |
| IVECO HCV | | Grand Cherokee II (WJ, WG) 10/98-9/05 | 978 | Rio III (UB) / Pride 9/11-1/70 | 1005 |
| Daily Citys Bus 6/14-10/16 | 935 | Patriot (MK74) 2/07-1/70 | 979 | Rio III Sedan (UB) / Pride 6/11-1/70 | 1007 |
| Daily Line Bus 6/14-1/70 | 936 | Renegade Close Off-Road (BU, B1) 7/14-1/70 | 980 | Sephia (FA) / Mentor 1/95-10/97 | 1008 |
| Daily Tourys Bus 6/06-1/70 | 936 | KIA | | Sephia Sedan (FA) / Mentor 9/93-10/97 | 1008 |
| Daily I Box body / Van / SW Van 1/78-12/90 | 937 | Cadenza I (VG)/ K7 1/10-1/70 | 981 | Shuma I (FB) / Sephia 10/97-12/01 | 1008 |
| Daily I Platform/Chassis 1/78-12/90 | 937 | Carens I (FC) 3/00-7/02 | 982 | Shuma I Sedan (FB)/ Sephia 3/96-10/01 | 1008 |
| Daily II Box body / Van / SW Van 1/89-5/99 | 938 | Carens II MPV / Space wagon (FJ)/ X-Trek 7/02-1/70 | 982 | Shuma II (FB)/ Spectra 5/01-12/05 | 1009 |
| Daily II Bus 6/90-5/99 | 941 | Carens III MPV / Space wagon (UN) 9/06-1/70 | 982 | Shuma II Sedan (FB) 5/01-5/04 | 1009 |
| Daily II Dumper body 1/89-5/99 | 942 | Carens IV 3/13-1/70 | 983 | Sorento I (JC) 8/02-1/70 | 1009 |
| Daily II Platform/Chassis 1/89-5/99 | 943 | Carnival I (UP)/ Sedona 1/99-12/01 | 984 | Sorento II (XM) 11/09-1/70 | 1010 |
| Daily III Box body / Van / SW Van 11/97-7/07 | 945 | Carnival II (GQ)/ Sedona 1/99-9/07 | 984 | Soul I (AM) 2/09-1/70 | 1012 |
| Daily III Bus 2/99-5/06 | 949 | Ceed I Hatchback (ED) 12/06-12/12 | 985 | Soul II (PS) 2/14-1/70 | 1013 |
| Daily III Platform/Chassis 2/99-4/06 | 949 | Ceed I SW (ED) 7/07-12/12 | 986 | Sportage I (K00) 4/94-8/04 | 1013 |
| Daily IV Box body / Van / SW Van 5/06-3/12 | 953 | Ceed II (JD) 5/12-1/70 | 988 | Sportage II (JE_, KM_) 9/04-1/70 | 1014 |
| Daily IV Bus 5/06-8/11 | 957 | Ceed II Sportswagon (JD) 7/12-1/70 | 989 | Sportage III (SL) 6/10-1/70 | 1015 |
| Daily IV Dumper body 5/06-8/11 | 957 | Cerato I Hatchback (LD) 4/04-1/70 | 990 | Sportage IV (QL, QLE) 9/15-1/70 | 1018 |
| Daily IV Platform/Chassis 5/06-8/11 | 959 | Cerato I Sedan (FB)/ Spectra 10/01-1/70 | 991 | Venga (YN) 2/10-1/70 | 1020 |
| Daily V Box body / Van / SW Van 1/11-2/14 | 964 | Cerato II Koup (TD)/ K3/ Forte 1/09-1/70 | 991 | KIA LCV | |
| Daily V Dumper body 1/11-2/14 | 965 | Cerato II Sedan (TD)/ K3 1/09-1/70 | 992 | Ceed I Combi Van (JD) 7/12-1/70 | 1021 |
| Daily V Platform/Chassis 1/11-2/14 | 965 | Cerato III Hatchback (YD)/ K3/ Forte 9/12-1/70 | 992 | Pro Ceed Hatchback Van (JD) 5/12-1/70 | 1022 |
| Daily VI Box body / Van / SW Van 3/14-1/70 | 966 | | | Rio III Hatchback Van (UB) 9/11-1/70 | 1022 |

| MAKE - MODEL | PAGE | MAKE - MODEL | PAGE | MAKE - MODEL | PAGE |
|---|------|--|------|---|------|
| Venga Hatchback Van (YN) 2/15-1/70 | 1023 | Lybra SW (839_) 7/99-10/05 | 1047 | RX II (_U3_) 4/03-12/08 | 1073 |
| LADA | | Musa (350_) 10/04-9/12 | 1048 | MAZDA | |
| 110 (2110)/ Vega 1/95-12/12 | 1023 | Prisma (831_) 1/83-2/92 | 1050 | 121 II (DB) / Autozam Revue 11/90-5/97 | 1073 |
| 111 (2111) 1/95-1/70 | 1025 | Thema I (834_) 11/84-7/94 | 1051 | 121 III (JASM, JBSM) / Soho 3/96-4/03 | 1074 |
| 112 (2112) 1/95-12/11 | 1026 | Thema I SW (834_) 3/87-7/94 | 1052 | 2 I (DY) / Demio 2/03-6/07 | 1074 |
| 1200-1500 SW / Zhiguli 9/73-6/04 | 1027 | Thesis (841_) 7/02-7/09 | 1053 | 2 II (DE_, DH_3) / Demio 7/07-6/15 | 1076 |
| 1200-1600 / Zhiguli 1/70-1/70 | 1027 | Y (840_) 11/95-9/03 | 1054 | 2 II Sedan (DE_) 8/07-6/15 | 1077 |
| Granta (2190) 10/11-1/70 | 1027 | Y10 (156_) 3/85-12/95 | 1055 | 3 I (BK) / Axela 10/03-12/09 | 1077 |
| Granta Liftback (2191) 8/14-1/70 | 1028 | Ypsilon I (843_) 10/03-12/11 | 1057 | 3 I Sedan (BK) / Axela 6/00-12/09 | 1078 |
| Kalina I Hatchback (1119) 10/04-12/13 | 1028 | Ypsilon II (312_) 5/11-1/70 | 1058 | 3 II (BL) / Axela 12/08-9/14 | 1079 |
| Kalina I Sedan (1118) 10/04-1/70 | 1029 | Zeta (22_) 5/95-10/03 | 1059 | 3 II Sedan (BL) / Axela 12/08-9/14 | 1081 |
| Kalina I SW (1117) 10/04-1/70 | 1029 | LAND ROVER | | 323 C IV (BG) / Familia 1/89-9/00 | 1082 |
| Kalina II Hatchback (2192) 6/13-1/70 | 1030 | 110/127 (LDH) 9/83-9/90 | 1060 | 323 C V (BA) / Familia 8/94-9/00 | 1082 |
| Kalina II SW (2194) 11/13-1/70 | 1030 | 90 (LDV) 9/83-8/90 | 1060 | 323 F IV (BG) / Familia / Astina 4/87-10/94 | 1083 |
| Nadeschda (2120) 12/97-12/06 | 1030 | Defender I Cabrio (L316) 8/90-2/16 | 1061 | 323 F V (BA) / Familia / Lantis 7/94-9/98 | 1083 |
| Niva I Close Off-Road (2121, 2131)/ Taiga 1/74-1/70 | 1031 | Defender I SW (L316) 8/90-2/16 | 1061 | 323 F VI (BJ) / Familia 9/98-5/04 | 1083 |
| Niva II (2123)/ Taiga 9/02-1/70 | 1032 | Discovery I (LJ) 6/89-12/98 | 1062 | 323 P V (BA) / Familia 10/96-9/98 | 1084 |
| Nova (2105)/ Kalinka/ Riva 5/81-4/12 | 1032 | Discovery III (L319) 7/04-9/09 | 1062 | 323 S IV (BG) / Familia 1/89-10/96 | 1085 |
| Nova SW (2104)/ Kalinka/ Riva 9/84-4/12 | 1032 | Discovery IV (L319) 9/09-1/70 | 1063 | 323 S V (BA) / Familia 5/94-9/00 | 1085 |
| Priora Hatchback (2172) 12/08-1/70 | 1033 | Freelander I (L314) 2/98-10/06 | 1063 | 323 S VI (BJ) / Protege / Familia 5/98-5/04 | 1086 |
| Priora Sedan (2170_) 4/07-1/70 | 1033 | Freelander I (L314) Soft Top 2/98-10/06 | 1064 | 5 I (CR19) / Premacy 2/05-8/10 | 1087 |
| Priora SW (2171) 10/09-1/70 | 1034 | Freelander II (L359) 10/06-10/14 | 1064 | 5 II (CW) / Premacy 9/10-1/70 | 1087 |
| Samara (2108, 2109, 2115, 2113, 2114) 1/86-12/13 | 1034 | Range Rover Sport I (L320) 2/05-5/13 | 1065 | 6 I Hatchback (GG) / Atenza 8/02-12/07 | 1088 |
| Samara Hatchback (2113, 2114, 2115) 8/03-12/13 | 1035 | Range Rover Sport II (L494) 4/13-1/70 | 1066 | 6 I Sedan (GG) / Atenza 6/02-8/07 | 1089 |
| Samara Sedan (21099, 2115)/Volumes/Diva/Sagona 5/89-12/12 | 1035 | Range Rover Evoque I (L538) 6/11-1/70 | 1067 | 6 I SW (GY) / Atenza 1/02-2/08 | 1089 |
| Toscana (2107) 5/82-1/70 | 1037 | Range Rover Evoque II (L551) 12/18-1/70 | 1068 | 6 II Hatchback (GH) / Atenza 8/07-7/13 | 1090 |
| LANCIA | | Range Rover I 10/69-12/94 | 1068 | 6 II Sedan (GH) 8/07-7/13 | 1090 |
| A 112 3/78-12/86 | 1037 | Range Rover III (L322) 3/02-8/12 | 1069 | 6 II SW (GH) 12/07-7/13 | 1091 |
| Dedra (835_) 1/89-7/99 | 1037 | Range Rover IV (L405) 8/12-1/70 | 1069 | 626 II (GC) / Telstar 11/82-1/90 | 1091 |
| Dedra SW (835_) 7/94-7/99 | 1039 | LAND ROVER LCV | | 626 II Hatchback (GC) 11/82-10/87 | 1091 |
| Delta I (831_) 9/79-1/94 | 1040 | Defender I Pick-up (L316) 4/98-2/16 | 1070 | 626 III SW (GV) 9/87-9/97 | 1092 |
| Delta II (836_) 6/93-8/99 | 1041 | Defender I Platform/Chassis (L316) 5/07-2/16 | 1070 | 626 IV (GE) / Cronos 1/92-6/97 | 1092 |
| Delta III (844_) 8/08-8/14 | 1043 | Discovery III Van (L319) 1/07-7/09 | 1071 | 626 IV Hatchback (GE) 8/91-4/97 | 1092 |
| Flavia Cabrio (JS_) 3/12-12/14 | 1044 | Discovery IV Van (L319) 1/11-12/17 | 1071 | 626 V (GF) 5/97-10/02 | 1093 |
| Kappa (838_) 8/94-10/01 | 1044 | LEXUS | | 626 V Hatchback (GF) 5/97-10/02 | 1094 |
| Kappa Coupe (838_) 7/96-3/01 | 1045 | ES III (_V4_) 3/06-12/12 | 1071 | 626 V SW (GW) 1/98-10/02 | 1094 |
| Kappa SW (838_) 7/96-10/01 | 1045 | ES IV (_V6_) 6/12-1/70 | 1071 | Demio (DW) 1/96-7/03 | 1095 |
| Lybra (839_) 7/99-10/05 | 1046 | NX I (_Z1_) 7/14-1/70 | 1072 | MPV II (LW) 9/99-12/06 | 1095 |
| | | RX I (MCU15) 1/98-5/03 | 1072 | MX-3 (EC) AZ-3 / Presso 7/91-12/98 | 1096 |

| MAKE - MODEL | PAGE | MAKE - MODEL | PAGE | MAKE - MODEL | PAGE |
|---|------|---|------|--|------|
| MX-5 I (NA) MX-5 / Roadster 1/90-4/98 | 1096 | Classe CLC (CL203) 5/08-6/11 | 1142 | CLK II (C209) 6/02-5/09 | 1197 |
| MX-5 II (NB) / Roadster 1/98-10/05 | 1097 | Classe E I (W124) 1/85-6/95 | 1143 | CLS (C218) 1/11-1/70 | 1199 |
| MX-5 III (NC) / Roadster 3/05-12/14 | 1097 | Classe E I Cabrio (A124) 6/93-3/98 | 1144 | CLS (C219) 10/04-12/10 | 1201 |
| MX-6 (GE) II 2/92-12/97 | 1098 | Classe E I Coupe (C124) 6/93-6/97 | 1145 | CLS (C257) 12/17-1/70 | 1203 |
| Premacy (CP) 1/99-3/05 | 1098 | Classe E I T-Model (S124) 1/89-6/96 | 1145 | CLS Shooting Brake (X218) 10/12-1/70 | 1203 |
| Xedos 9 (TA) / Eunós 800 7/93-9/02 | 1098 | Classe E II (W210) 6/95-3/02 | 1147 | Coupe (C124) 3/87-5/93 | 1205 |
| Xenos 6 (CA) / Eunós 500 1/92-12/99 | 1099 | Classe E II T-Model (S210) 6/96-3/03 | 1150 | Coupe I (W111) 1/59-12/71 | 1206 |
| MAZDA LCV | | | | Coupe II (C123) 3/77-12/85 | 1207 |
| B-Serie III (UF) 1/85-12/00 | 1099 | Classe E III (W211) 3/02-2/09 | 1152 | GLC (X253) 6/15-1/70 | 1207 |
| B-Serie IV (UN) / Proceed 11/98-12/06 | 1100 | Classe E III T-Model (S211) 3/03-7/09 | 1155 | GLC Coupe (C253) 6/16-1/70 | 1209 |
| BT-50 I Pick-up (CD, UN) 8/06-12/15 | 1101 | Classe E IV (W212) 1/09-1/70 | 1158 | Heckflosse (W110) 4/61-2/68 | 1210 |
| BT-50 I Platform/Chassis (CD, UN) 8/06-1/70 | 1101 | Classe E IV Cabrio (A207) 1/10-1/70 | 1163 | Heckflosse (W111, W112) 8/59-1/68 | 1211 |
| E-Serie II Van (SR2) 10/83-12/06 | 1101 | Classe E IV Coupe (C207) 1/09-1/70 | 1165 | Kombi T-Model I (S123) 9/77-12/85 | 1211 |
| MERCEDES BENZ | | | | Kombi T-Model II (S124) 9/85-7/93 | 1212 |
| 190 (W201) 10/82-8/93 | 1102 | Classe E IV T-Model (S212) 8/09-1/70 | 1168 | Pagode (W113) 1/63-3/71 | 1215 |
| /8 (W114) 1/68-11/76 | 1105 | Classe E V (W213) 1/16-1/70 | 1172 | SL I Coupe (C107) 1/72-8/84 | 1216 |
| /8 (W115) 1/68-1/77 | 1105 | Classe E V All-Terrain (S213) 1/17-1/70 | 1173 | SL II (R107) 5/71-12/89 | 1216 |
| /8 Coupe (W114) 4/69-2/77 | 1106 | Classe E V Cabrio (A238) 6/17-1/70 | 1173 | SL III (R129) 3/89-12/01 | 1218 |
| Cabriolet I (W111) 9/61-12/71 | 1106 | Classe E V Coupe (C238) 12/16-1/70 | 1174 | SL IV (R230) 10/01-1/12 | 1219 |
| Cabriolet II (A124) 4/92-6/93 | 1107 | Classe E V T-Model (S213) 7/16-1/70 | 1174 | SL V (R231) 1/12-1/70 | 1220 |
| Citan Combi (415) 11/12-1/70 | 1107 | Classe G I (W460) 3/79-7/93 | 1175 | SLC (R172) 1/16-1/70 | 1221 |
| CLA I Coupe (C117) 1/13-1/70 | 1108 | Classe G II (W461) 9/89-1/70 | 1176 | SLK (R170) 9/96-4/04 | 1222 |
| CLA I Shooting Brake I (X117) 1/15-1/70 | 1109 | Classe G II (W463) 9/89-1/70 | 1176 | SLK (R171) 3/04-2/11 | 1222 |
| Classe A I (W168) 7/97-8/04 | 1111 | Classe G II Cabrio (W463) 9/89-1/70 | 1178 | SLK (R172) 2/11-1/70 | 1223 |
| Classe A II (W169) 9/04-6/12 | 1112 | Classe GL (X164) 9/06-1/70 | 1179 | SLS AMG Roadster (R197) 6/11-1/70 | 1224 |
| Classe A III (W176) 6/12-1/70 | 1114 | Classe GLA I (X156) 12/13-1/70 | 1179 | Trem Volumi I (W123) 1/76-12/85 | 1224 |
| Classe B I (W245) 3/05-11/11 | 1116 | Classe GLK (X204) 6/08-6/15 | 1181 | Trem Volumi II (W124) 12/84-6/93 | 1226 |
| Classe B II (W246, W242) 11/11-1/70 | 1117 | Classe M I (W163) 2/98-6/05 | 1182 | Vaneo (414) 2/02-12/05 | 1230 |
| Classe C I (W202) 3/93-5/00 | 1119 | Classe M II (W164) 2/05-1/70 | 1183 | Viano (W639) 9/03-1/70 | 1231 |
| Classe C I T-Model (S202) 6/96-3/01 | 1122 | Classe R (W251, V251) 1/06-1/70 | 1184 | MERCEDES BENZ HCV | |
| Classe C II (W203) 5/00-2/07 | 1123 | Classe S I (W108, W109) 1/66-8/72 | 1186 | Sprinter Classic II 3,5-t Van (B909) 9/13-1/70 | 1232 |
| Classe C II Coupe (CL203) 1/00-5/08 | 1126 | Classe S II (W116) 8/72-7/80 | 1186 | Sprinter Classic II 4,6-t Bus (B909) 9/13-1/70 | 1232 |
| Classe C II T-Model (S203) 3/01-8/07 | 1128 | Classe S III (W126) 10/79-6/91 | 1187 | Sprinter Classic III 3,5-t Van (B909) 1/17-1/70 | 1232 |
| Classe C III (W204) 1/07-12/14 | 1131 | Classe S III Coupe (C126) 8/80-6/91 | 1189 | Sprinter I 2-t Bus (901, 902) 2/95-5/06 | 1232 |
| Classe C III Coupe (C204) 6/11-1/70 | 1135 | Classe S VI (W221) 10/05-12/13 | 1190 | Sprinter I 2-t Platform/Chassis (B901, B902) 1/95-5/06 | 1233 |
| Classe C III T-Model (S204) 8/07-8/14 | 1136 | Classe S VI Coupe (C216) 5/06-12/13 | 1192 | Sprinter I 2-t Van (B901, B902) 2/95-5/06 | 1234 |
| Classe C IV (W205) 12/13-1/70 | 1139 | Classe S VII (W222, V222, X222) 5/13-1/70 | 1193 | Sprinter I 3-t Bus (B903) 2/95-5/06 | 1235 |
| Classe C IV Coupe (C205) 10/15-1/70 | 1141 | Classe V I (638/2) 9/96-7/03 | 1193 | Sprinter I 3-t Platform/Chassis (B903) 2/95-5/06 | 1237 |
| Classe C IV T-Model (S205) 9/14-1/70 | 1141 | CLK Cabrio I (A208) 3/98-3/02 | 1194 | Sprinter I 3-t Van (B903) 2/95-5/06 | 1238 |
| | | CLK Cabrio II (A209) 2/03-3/10 | 1195 | | |
| | | CLK I (C208) 6/97-7/02 | 1196 | | |

| MAKE - MODEL | PAGE | MAKE - MODEL | PAGE | MAKE - MODEL | PAGE |
|--|------|--|------|--|------|
| Sprinter I 4-t Bus (B904) 2/96-5/06 | 1240 | Carisma (DA_) 7/95-6/06 | 1268 | Pajero Pinin (H6_W, H7_W)/IO/Shogun Pinin/Montero 4/99-1/70 | 1284 |
| Sprinter I 4-t Platform/Chassis (B904) 2/95-5/06 | 1240 | Carisma Sedan (DA_) 9/96-6/06 | 1268 | Pajero Sport I (K7_, K9_)/ Sport Wagon/ Challenger 9/96-1/70 | 1284 |
| Sprinter I 4-t Van (B904) 2/95-5/06 | 1242 | Colt I (A15_A) 1/69-1/84 | 1269 | Sapporo I (A12_) 1/78-12/83 | 1284 |
| Vario Cab with Engine 9/96-1/70 | 1245 | Colt II (C1_A) 1/84-12/88 | 1269 | Sapporo II (A16_A) 8/80-9/84 | 1285 |
| Vario Van (B667, B670, B668) 9/96-1/70 | 1245 | Colt III (C5_A) 1/88-12/92 | 1270 | Sapporo III (E16A) 3/84-8/90 | 1285 |
| MERCEDES BENZ LCV | | Colt IV (CA_A) 3/92-4/96 | 1270 | Space Wagon I (D0_V/W)/ Chariot 1/83-12/91 | 1285 |
| 100 Bus (W631) 2/88-4/96 | 1245 | Colt V (CJ_, CP_) 9/95-8/04 | 1271 | Tredia (A21_) 1/81-3/88 | 1285 |
| 100 Platform/Chassis (631) 2/88-2/96 | 1246 | Colt VI (Z3_A, Z2_A)/ Mirage 6/04-6/12 | 1271 | MITSUBISHI LCV | |
| 100 Van (W631) 2/88-4/96 | 1246 | Colt VI CZC Cabrio (RG) 5/06-7/09 | 1272 | ASX Van (GA_W_) 6/10-1/70 | 1286 |
| Citan I Mixto (W415) 11/12-1/70 | 1246 | Cordia (A21_A, AB, AC) 1/81-7/89 | 1272 | L 200 II (K3_T, K2_T, K1_T, K0_T) 10/86-10/96 | 1286 |
| Citan I Van (W415) 11/12-1/70 | 1246 | Galant I (A12_) 1/77-8/80 | 1273 | L 200 III (K7_T, K6_T) 6/96-12/07 | 1287 |
| T1 Bus (B602) 5/77-2/96 | 1247 | Galant I SW (A12_V) 1/69-12/82 | 1273 | L 300 II /Delica Bus (L03_P/G, L0_2P) 9/81-2/87 | 1287 |
| T1 Platform/Chassis (B602) 4/77-2/96 | 1247 | Galant II (A16_) 9/80-5/84 | 1273 | L 300 II /Delica Platform/Chassis (L03_P)/ Big Min 6/82-4/94 | 1288 |
| T1 Van (602) 5/77-2/96 | 1248 | Galant II SW (A16_V) 9/80-5/84 | 1273 | L 300 II /Delica Van (L03_P) 2/80-10/86 | 1288 |
| Vito I Bus (W638) 2/96-7/03 | 1248 | Galant III (E1_A) 1/80-4/90 | 1273 | L 300 III Bus (P0_W, P1_W, P2_W)/Delica 8/86-1/70 | 1288 |
| Vito I Van (W638) 3/97-7/03 | 1249 | Galant IV (E3_A) 1/87-12/92 | 1274 | L 300 III Van (P0_V, P1_V, P_2V)/Delica 11/86-9/13 | 1289 |
| Vito II Bus (W639) 9/03-1/70 | 1250 | Galant IV Sedan (E3_A) 11/87-10/92 | 1274 | L 400 Bus (PD_W, PC_W, PA_V, PB_V, PA_W) 5/95-6/05 | 1289 |
| Vito II Mixto, Van (W639) 9/03-1/70 | 1251 | Lancer I (A7_) 2/73-9/79 | 1274 | L 400 Van (PD_W, PC_W, PB_V, PA_W, PA_V) 12/94-6/05 | 1289 |
| MG | | Lancer I Celeste Coupe (A7_) 1/75-12/81 | 1274 | NISSAN | |
| MG ZR 6/01-4/05 | 1252 | Lancer I SW (A7_V) 1/78-9/79 | 1275 | 300 ZX I (Z31)/ Fairlady Z 1/84-10/90 | 1290 |
| MG ZS 7/01-4/05 | 1253 | Lancer II (A17_) 1/69-12/83 | 1275 | Almera Classic (B10) 3/06-1/70 | 1290 |
| MG ZS Hatchback 7/01-10/05 | 1254 | Lancer II F (A15_) 1/83-9/86 | 1275 | Almera I (N15) 7/95-9/00 | 1290 |
| MG ZT 6/01-10/05 | 1255 | Lancer III (C1_A, C6_A) 10/83-6/92 | 1276 | Almera I Hatchback (N15) 7/95-3/00 | 1290 |
| MG ZT- T 10/01-10/05 | 1255 | Lancer III SW (C1_V, C3_V) 9/85-8/92 | 1276 | Almera II (N16) 4/00-1/70 | 1291 |
| MINI | | Lancer IV (C6_A, C7_A) 4/88-12/97 | 1277 | Almera II Hatchback (N16) 1/00-1/70 | 1292 |
| Mini I (R50, R53) 6/01-9/06 | 1256 | Lancer IV Hatchback (C6_A, C7_A) 4/88-5/94 | 1278 | Almera III (N17)/ Latio 9/11-1/70 | 1293 |
| Mini I Cabrio (R52) 7/04-11/07 | 1257 | Lancer V (CB_A, CD_A, CE_A)/ Libero 7/91-12/96 | 1278 | Almera Tino (V10) 12/98-2/06 | 1293 |
| Mini II (R56) 9/06-11/13 | 1258 | Lancer V SW (CB_W, CD_W)/ Libero 12/92-12/07 | 1279 | Avenir II (W11) 11/97-12/05 | 1294 |
| Mini II Cabrio (R57) 10/07-6/15 | 1260 | Lancer VI (CJ-CP_) 9/95-8/03 | 1279 | Bluebird V (910) 1/80-12/83 | 1294 |
| Mini II Clubman (R55) 10/07-6/14 | 1262 | Lancer VIII (CY_A, CZ_A)/Lancer Fortis/Galant Fort 3/07-1/70 | 1279 | Bluebird V Sedan (910) 1/80-3/85 | 1295 |
| Mini II Coupe (R58) 12/10-5/15 | 1264 | Lancer VIII Sportback (CX_A)/ Galant Fortis 10/07-1/70 | 1280 | Bluebird V Traveller (W910) 1/80-5/84 | 1295 |
| Mini II Roadster (R59) 11/11-4/15 | 1265 | Mirage II Hatchback (C10) 10/83-1/88 | 1281 | Cefiro I Sedan (A31) 6/88-9/94 | 1295 |
| Mini III Clubman (F54) 11/14-1/70 | 1266 | Outlander II (CW_W) 11/06-12/12 | 1281 | Juke (F15) 6/10-1/70 | 1295 |
| Mini IV Countryman (F60) 10/16-1/70 | 1266 | Outlander III (GG_W, GF_W, ZJ) 8/12-1/70 | 1281 | Laurel I (HLC230) 1/72-5/83 | 1296 |
| MINI LCV | | Pajero I (L04_G, L14_G)/ Montero/ Shogun 1/82-12/91 | 1282 | Laurel II (JC31) 1/80-12/85 | 1296 |
| Mini Clubvan (R55) 12/12-6/14 | 1267 | Pajero I Canvas Top (L04_G)/Montero/Shogun 12/82-11/90 | 1283 | Leaf (ZE0) 11/10-1/70 | 1297 |
| MITSUBISHI | | Pajero II (V3_W, V2_W, V4_W)/Montero/Shogun 12/90-4/00 | 1283 | Maxima III (J30) 10/88-6/94 | 1297 |
| ASX (GA_W_)/ RVR 2/10-1/70 | 1267 | Pajero II Canvas Top (V2_W, V4_W)/Montero 12/90-12/06 | 1283 | Maxima IV / Maxima QX (A32) 3/94-8/00 | 1297 |
| | | Pajero IV Classic (V2_W)/Shogun/Montero Classic 7/01-1/70 | 1284 | | |

| MAKE - MODEL | PAGE | MAKE - MODEL | PAGE | MAKE - MODEL | PAGE |
|---|------|---|------|---|------|
| Maxima IV / Maxima QX SW (A32) 10/97-12/00 | 1297 | Interstar I Bus (X70) 4/02-1/70 | 1322 | Astra F Classic SW (T92) 1/98-1/05 | 1352 |
| Maxima V / Maxima QX (A33) 12/99-11/03 | 1298 | Interstar I Platform/Chassis 8/03-1/70 | 1323 | Astra F Hatchback (T92) 9/91-2/98 | 1353 |
| Micra II (K11)/ March/ Verita 1/92-2/03 | 1298 | Interstar I Van (X70) 4/02-1/70 | 1323 | Astra F SW (T92) 9/91-8/00 | 1356 |
| Micra III (K12)/ March 10/02-6/10 | 1298 | NISSAN LCV | | Astra G Cabrio (T98) 5/98-10/05 | 1360 |
| Micra III C+C (K12)/ March 8/05-1/70 | 1299 | Kubistar Van (X76) 8/03-1/70 | 1324 | Astra G Classic (T98) 1/98-7/09 | 1361 |
| Micra IV (K13)/ March/ March Active 5/10-1/70 | 1300 | NV400 Bus (X62, X62B) 11/11-1/70 | 1326 | Astra G Classic Caravan (F35) 1/98-7/09 | 1361 |
| Note I (E11, NE11) 1/06-8/13 | 1300 | NV400 Platform/Chassis (X62, X62B) 11/11-1/70 | 1327 | Astra G Classic Sedan (T98) 1/98-7/09 | 1362 |
| Note II (E12) 6/13-1/70 | 1301 | NV400 Van (X62, X62B) 11/11-1/70 | 1328 | Astra G Coupe (T98) 3/00-5/05 | 1362 |
| Pathfinder II (R50)/ Terrano 9/95-12/04 | 1302 | Patrol GR V Platform/Chassis (Y61) 5/98-1/70 | 1330 | Astra G Hatchback (T98) 2/98-12/09 | 1364 |
| Patrol GR IV (Y60, GR)/ Safari 1/82-2/98 | 1302 | Pick Up II (D21)/Datsun 9/85-2/98 | 1330 | Astra G Sedan (T98) 3/98-12/09 | 1367 |
| Patrol GR V Wagon (Y61)/ Safari 6/97-1/70 | 1302 | Pick Up III (D22)/Datsun 1/97-1/70 | 1330 | Astra G SW (T98) 2/98-12/09 | 1371 |
| Patrol II/1 Hardtop (K160) 11/79-2/89 | 1303 | Primastar I Bus (X83) 3/01-1/70 | 1330 | Astra H (A04) 1/04-5/14 | 1375 |
| Patrol II/1 SW (W160) 11/79-2/89 | 1303 | Primastar I Platform/Chassis (X83) 7/02-1/70 | 1332 | Astra H Classic Hatchback (A04)/ Astra Family 1/09-1/70 | 1379 |
| Pixo (UA0) 6/09-1/70 | 1303 | Primastar I Van (X83) 9/02-1/70 | 1332 | Astra H Classic Sedan (A04)/ Astra Family 2/07-1/70 | 1379 |
| Prairie I (M10, NM10)/ Axxess/ Liberty 7/83-9/88 | 1304 | Terrano II Van (R20) 6/98-9/07 | 1333 | Astra H Classic SW (A04)/ Astra Family 12/06-1/70 | 1380 |
| Prairie II Pro (M11)/ Prairie Joy/ Axxess 10/88-10/98 | 1304 | Urvan I Bus (E23) 11/80-11/88 | 1334 | Astra H GTC (A04) 3/05-10/10 | 1380 |
| Primera I (P10) 6/90-6/96 | 1304 | Urvan I Van (E23) 7/81-11/98 | 1334 | Astra H Sedan (A04)/ Astra A+ 2/07-5/14 | 1384 |
| Primera I Hatchback (P10) 6/90-6/96 | 1305 | Urvan II Bus (E24)/ Caravan 6/86-5/97 | 1334 | Astra H SW (A04) 8/04-5/14 | 1385 |
| Primera II (P11) 6/96-12/01 | 1305 | Urvan II Van (E24)/ Caravan 6/86-5/97 | 1334 | Astra H TwinTop (A04) 8/05-10/10 | 1388 |
| Primera II Hatchback (P11) 9/96-7/02 | 1306 | Vanette II Bus (C22)/ Largo Van 10/86-12/95 | 1335 | Astra J (P10) 9/09-1/70 | 1390 |
| Primera III (P12) 1/02-1/70 | 1307 | Vanette II Van (C22)/ Vanette Largo 10/86-12/95 | 1335 | Astra J GTC 4/10-1/70 | 1393 |
| Primera III Hatchback (P12) 1/02-1/70 | 1308 | Vanette III Cargo Bus (HC 23) 9/94-5/01 | 1335 | Astra J Sedan 6/12-1/70 | 1396 |
| Primera SW (WP12) 1/02-1/70 | 1309 | Vanette III Cargo Van (HC 23) 9/94-5/02 | 1336 | Astra J Sports Tourer (P10) 10/10-10/15 | 1398 |
| Primera Traveller (WP11) 6/96-1/02 | 1310 | OPEL | | Calibra A (C89) 8/89-7/97 | 1401 |
| Pulsar V Sedan (N15) 7/95-7/00 | 1311 | Adam (M13) 10/12-1/70 | 1336 | Cascada (W13) 3/13-1/70 | 1402 |
| Pulsar VII Hatchback (C13)/ Sylphy/ Tiida 10/14-1/70 | 1311 | Admiral A 4/64-3/69 | 1337 | Combo I Tour 10/01-12/11 | 1403 |
| Qashqai I/ Qashqai +2 (J10, JJ10)/ Dualis 2/07-4/14 | 1311 | Admiral B 3/69-1/78 | 1337 | Combo II Combi / Tour (X12) 2/12-1/70 | 1404 |
| Qashqai II Close Off-Road (J11, J11_) 11/13-1/70 | 1313 | Agila (A) (H00) 9/00-12/07 | 1338 | Combo III MPV / Space wagon (X19) 6/18-1/70 | 1406 |
| Serena I (C23)/ Largo/ Vanette Serena 6/91-9/01 | 1314 | Agila (B) (H08) 4/08-12/14 | 1338 | Commodore A 8/67-1/72 | 1407 |
| Silvia II (S12) 8/83-12/88 | 1315 | Antara (L07) 5/06-1/70 | 1339 | Commodore A Coupe 8/67-1/72 | 1407 |
| Sunny IV (N14)/Pulsar/Sentra 5/90-12/96 | 1315 | Ascona A (81_, 86_, 87_, 88_) 10/70-8/75 | 1341 | Commodore B 1/72-12/78 | 1408 |
| Sunny IV Hatchback (N14) 8/90-6/95 | 1315 | Ascona A Voyage (84_, 89_) 10/70-8/75 | 1342 | Commodore B Coupe 1/72-12/78 | 1408 |
| Sunny IV Liftback (N14) 10/90-6/95 | 1316 | Ascona B (81_, 86_, 87_, 88_) 9/75-8/81 | 1342 | Commodore C (14_, 19_) 8/78-12/82 | 1409 |
| Terrano I (WD21)/ Pathfinder 1/86-2/96 | 1316 | Ascona C (J82) 1/81-8/88 | 1343 | Commodore C SW (61) 12/80-12/82 | 1409 |
| Terrano II (R20)/ Mistral 10/92-9/07 | 1317 | Ascona C Hatchback (J82) 9/81-8/88 | 1345 | Corsa A Hatchback (S83) 9/82-3/93 | 1409 |
| X-Trail I (T30) 6/01-1/13 | 1317 | Astra F (T92) 9/91-8/00 | 1346 | Corsa A TR (S83) 9/82-3/93 | 1411 |
| X-Trail II (T31) 3/07-7/14 | 1319 | Astra F Cabrio (T92) 3/93-3/01 | 1350 | Corsa B (S93) 3/93-12/02 | 1412 |
| X-Trail III (T32_) 10/13-1/70 | 1320 | Astra F Classic Hatchback (T92) 1/98-7/04 | 1351 | Corsa B SW (S93) 4/98-12/02 | 1414 |
| NISSAN HCV | | Astra F Classic Sedan (T92) 1/98-7/04 | 1352 | Corsa C (X01) 9/00-12/09 | 1414 |



| MAKE - MODEL | PAGE | MAKE - MODEL | PAGE | MAKE - MODEL | PAGE |
|---|------|--|------|--|------|
| Corsa D (S07) 7/06-8/14 | 1416 | Omega B SW (V94) 3/94-7/03 | 1463 | Arena Bus (A97) 1/97-12/01 | 1512 |
| Corsa E (X15) 9/14-1/70 | 1419 | Rekord B 8/65-12/66 | 1464 | Arena Combi (A97) 3/98-8/01 | 1512 |
| Corsa F 7/19-1/70 | 1420 | Rekord B Coupe 8/65-2/67 | 1464 | Arena Van (A97) 1/97-12/01 | 1512 |
| Crossland X (P17) 3/17-1/70 | 1421 | Rekord B SW 8/65-12/66 | 1464 | Arena Van (TB, TF) 3/98-8/01 | 1513 |
| Diplomat A 10/64-12/69 | 1422 | Rekord C 8/66-12/71 | 1464 | Astra F Van (T92) 10/91-1/99 | 1513 |
| Diplomat A Coupe 3/65-10/67 | 1422 | Rekord C Coupe 8/66-12/71 | 1465 | Astra G Van (F70) 2/98-4/05 | 1514 |
| Diplomat B 1/69-8/78 | 1422 | Rekord C SW 8/66-12/71 | 1465 | Astra H Van (L70) 2/04-12/12 | 1516 |
| Grandland X (A18) 6/17-1/70 | 1422 | Rekord D 1/72-12/77 | 1466 | Astra J Box body / Hatchback (P10) 5/13-10/15 | 1518 |
| Insignia A (G09) 7/08-3/17 | 1424 | Rekord D Coupe 1/72-8/77 | 1467 | Astra J Box body / Van / SW Van (P10) 10/12-10/15 | 1518 |
| Insignia A Country Tourer (G09) 7/08-3/17 | 1427 | Rekord D SW 1/72-12/77 | 1467 | Combo I (71_) 1/94-10/01 | 1519 |
| Insignia A Sedan (G09) 7/08-3/17 | 1429 | Rekord E (17_, 19_, 11_, 14_, 16_) 1/77-8/86 | 1468 | Combo II Box body / Van / SW Van 10/01-1/70 | 1520 |
| Insignia A Sports Tourer (G09) 7/08-3/17 | 1432 | Rekord E SW (61_, 66_, 67_) 1/77-8/86 | 1469 | Combo III Box body / Van / SW Van (X12) 11/11-1/70 | 1521 |
| Kadett B 9/65-12/84 | 1436 | Senator A (29_) 1/78-8/87 | 1470 | Combo IV Box body / Van / SW Van (X19) 6/18-1/70 | 1523 |
| Kadett B Coupe 9/65-8/73 | 1436 | Senator B (V88) 9/87-9/93 | 1471 | Corsa A Van (S83) 2/86-7/94 | 1524 |
| Kadett B SW 9/65-12/84 | 1437 | Signum Hatchback (Z03) 5/03-12/08 | 1472 | Corsa B Van (S93) 8/94-12/01 | 1525 |
| Kadett C 8/73-7/79 | 1437 | Tigra (S93) 1/91-12/00 | 1474 | Corsa C Van (X01) 9/00-12/12 | 1525 |
| Kadett C City 8/73-7/79 | 1438 | Tigra TwinTop (X04) 6/04-12/10 | 1474 | Corsa D Van (S07) 7/06-8/14 | 1526 |
| Kadett C Coupe 8/73-7/79 | 1438 | Vectra A (J89) 9/88-11/95 | 1475 | Corsa E Van (X15) 9/14-1/70 | 1528 |
| Kadett C SW 8/73-7/79 | 1439 | Vectra A Hatchback (J89) 4/88-11/95 | 1478 | Kadett E Combo (T85) 1/86-7/94 | 1528 |
| Kadett D (31_ -34_, 41_ -44_) 8/79-8/84 | 1440 | Vectra B (J96) 9/95-7/02 | 1480 | Kadett E Van (T85) 8/84-9/93 | 1529 |
| Kadett D (32_ ,37_ ,39_ ,42) 8/79-8/84 | 1441 | Vectra B Hatchback (J96) 10/95-7/03 | 1483 | Vivaro A Combi (X83) 8/01-1/70 | 1530 |
| Kadett D SW (35_ , 36_ , 45_ , 46_) 8/79-8/84 | 1442 | Vectra B SW (J96) 11/96-7/04 | 1485 | Vivaro A Platform/Chassis (X83) 8/01-1/70 | 1531 |
| Kadett E (T85) 1/84-12/93 | 1442 | Vectra C (Z02) 4/02-1/09 | 1487 | Vivaro A Van (X83) 8/01-1/70 | 1532 |
| Kadett E Cabrio (T85) 10/86-2/93 | 1444 | Vectra C GTS (Z02) 8/02-1/09 | 1490 | Vivaro C Combi 3/19-1/70 | 1534 |
| Kadett E Hatchback (T85) 9/84-8/91 | 1446 | Vectra C SW (Z02) 10/03-1/09 | 1493 | Vivaro C Platform/Chassis 3/19-1/70 | 1534 |
| Kadett E SW (T85) 9/84-8/91 | 1448 | Zafira A MPV / Space wagon (T98) 4/99-10/05 | 1495 | Vivaro C Van 3/19-1/70 | 1534 |
| Kapitan P 5/55-12/63 | 1450 | Zafira B (A05) 7/05-1/70 | 1497 | Zafira B Van (A05) 7/05-4/15 | 1535 |
| Manta A (58_ , 59_) 9/70-8/75 | 1450 | Zafira C (P12)/ Zafira Tourer C 10/11-1/70 | 1499 | | |
| Manta B (58_ , 59_) 9/75-8/88 | 1451 | Zafira Life (K0) 3/19-1/70 | 1501 | PEUGEOT | |
| Manta B CC (53_ , 55_) 9/75-8/88 | 1452 | | | 1007 (KM_) 4/05-1/70 | 1536 |
| Meriva A MPV / Space wagon (X03) 5/03-5/10 | 1453 | OPEL HCV | | 104 10/72-6/88 | 1536 |
| Meriva B MPV / Space wagon (S10) 6/10-3/17 | 1454 | Movano A Combi (X70) 7/98-1/70 | 1502 | 104 Coupe 9/73-6/88 | 1537 |
| Mokka I / Mokka X (J13) 6/12-1/70 | 1456 | Movano A Dumper body (X70) 1/99-1/70 | 1503 | 106 I (1A, 1C) 1/91-12/96 | 1537 |
| Monza A (22_) 1/78-12/86 | 1457 | Movano A Platform/Chassis (X70) 7/98-1/70 | 1504 | 106 II (1) 4/96-7/04 | 1539 |
| Olympia A 8/67-8/71 | 1458 | Movano A Van (X70) 1/99-1/70 | 1505 | 107 6/05-1/70 | 1540 |
| Olympia A Coupe 8/67-8/71 | 1458 | Movano B Bus (X62) 5/10-1/70 | 1507 | 108 5/14-1/70 | 1541 |
| Omega A (V87) 1/78-4/94 | 1458 | Movano B Dumper body (X62) 5/10-1/70 | 1508 | 2008 I (CU_) 3/13-1/70 | 1541 |
| Omega A SW (V87) 1/78-4/94 | 1460 | Movano B Platform/Chassis (X62) 5/10-1/70 | 1508 | 205 I (741A/C) 2/83-12/87 | 1543 |
| Omega B (V94) 3/94-7/03 | 1461 | Movano B Van (X62) 5/10-1/70 | 1510 | 205 I Cabrio (741B, 20D) 4/86-12/94 | 1545 |
| | | OPEL LCV | | 205 II (20A/C) 1/87-9/98 | 1547 |

| MAKE - MODEL | PAGE | MAKE - MODEL | PAGE | MAKE - MODEL | PAGE |
|---|------|---|------|--|------|
| 206 CC (2D) 9/00-1/70 | 1551 | 407 (6D_) 5/04-1/70 | 1610 | 205 Van 2/83-5/97 | 1661 |
| 206 Hatchback (2A/C) 8/98-1/70 | 1551 | 407 Coupe (6C_) 10/05-1/70 | 1612 | 206 Van 4/99-3/09 | 1662 |
| 206 Sedan 3/07-1/70 | 1553 | 407 SW (6E_) 5/04-1/70 | 1612 | 207 SW Box body / Van / SW Van (WK_) 8/07-12/12 | 1662 |
| 206 SW (2E/K) 7/02-1/70 | 1554 | 408 I 2/10-1/70 | 1614 | 207 Van (WA_, WC_) 4/06-1/70 | 1662 |
| 206+ (2L_, 2M_) 1/09-1/70 | 1555 | 5008 I (0U_, 0E_) 6/09-1/70 | 1615 | 208 Van (CR_) 10/12-1/70 | 1663 |
| 207 (WA_, WC_) 2/06-1/70 | 1555 | 5008 II 12/16-1/70 | 1616 | 306 Box body / Van / SW Van (N_, 7_) 5/93-12/02 | 1664 |
| 207 CC (WD_) 2/07-1/70 | 1558 | 504 I (A_, M_) 7/68-7/86 | 1617 | 307 SW Box body / Van / SW Van (3E_, 3H_) 4/02-12/09 | 1664 |
| 207 Sedan 12/07-1/70 | 1558 | 504 I Break (D_, F_) 4/71-7/86 | 1618 | 308 Box body / Hatchback (LB_) 3/15-1/70 | 1665 |
| 207 SW (WK_) 2/07-1/70 | 1559 | 504 I Cabrio 10/74-8/84 | 1619 | 308 I SW Box body / Van / SW Van (4E_) 1/08-12/12 | 1665 |
| 208 I (CA_, CC_) 3/12-1/70 | 1560 | 504 I Coupe 10/74-8/84 | 1619 | 308 SW II Box body / Van / SW Van (LC_) 4/14-1/70 | 1665 |
| 3008 MPV / Space wagon (0U_) 6/09-1/70 | 1564 | 505 (551A) 5/79-9/95 | 1619 | 407 SW Box body / Van / SW Van (6E_) 8/04-12/10 | 1666 |
| 3008 SUV (M_) 5/16-1/70 | 1566 | 505 Break (551D) 3/82-12/93 | 1622 | 504 I Pick-up (E_) 1/80-12/89 | 1666 |
| 301 11/12-1/70 | 1567 | 508 I (8D_) 11/10-1/70 | 1623 | 508 SW Box body / Van / SW Van (8E_) 11/11-1/70 | 1667 |
| 305 II (581M) 10/82-7/90 | 1569 | 508 I SW (8E_) 11/10-1/70 | 1624 | Bipper (AA_) 2/08-1/70 | 1667 |
| 305 II Break (581E) 10/82-7/90 | 1570 | 508 II (FB_, FH_, F3_) 9/18-1/70 | 1626 | Expert I Platform/Chassis (223) 2/96-10/06 | 1667 |
| 306 (7B, N3, N5) 4/93-12/01 | 1571 | 508 II SW (FC_, FJ_, F4_) 9/18-1/70 | 1626 | Expert I Van (222) 2/96-12/06 | 1668 |
| 306 Break (7E, N3, N5) 5/93-4/02 | 1574 | 604 (561A_) 8/77-7/87 | 1627 | Expert II Platform/Chassis 1/07-1/70 | 1670 |
| 306 Cabrio (7D, N3, N5) 1/94-4/02 | 1575 | 607 (9D, 9U) 2/00-7/11 | 1628 | Expert II Van (VF3A_, VF3U_, VF3X_) 1/07-1/70 | 1670 |
| 306 Hatchback (7A, 7C, N3, N5) 1/93-10/03 | 1577 | 806 (221) 6/94-8/02 | 1629 | Expert III (V_) 4/16-1/70 | 1672 |
| 307 (3A/C) 8/00-1/70 | 1580 | Bipper Tepee 4/08-1/70 | 1630 | Expert III Platform/Chassis (V_) 9/16-1/70 | 1672 |
| 307 Break (3E) 3/02-12/09 | 1582 | Expert (224_) 10/95-12/06 | 1631 | Expert III Van (V_) 4/16-1/70 | 1673 |
| 307 CC (3B) 3/03-1/70 | 1583 | Expert Tepee (VF3X_) 1/07-1/70 | 1632 | J5 I Bus (280P) 9/81-9/90 | 1674 |
| 307 SW (3H) 3/02-1/70 | 1584 | Partner Combispace (5F)/ Ranch 1/96-12/15 | 1633 | J5 I Platform/Chassis (280L) 9/81-9/90 | 1675 |
| 308 I (4A_, 4C_) 9/07-1/70 | 1585 | Partner Origin Combispace (G_) 7/08-12/13 | 1636 | J5 I Van (280L) 9/81-8/90 | 1675 |
| 308 I CC (4B_) 2/09-1/70 | 1587 | Partner Tepee 4/08-1/70 | 1637 | J5 II Bus (290P) 10/90-2/94 | 1676 |
| 308 I SW (4E_, 4H_) 9/07-1/70 | 1588 | RCZ 3/10-1/70 | 1639 | J5 II Platform/Chassis (290L) 9/87-2/94 | 1676 |
| 308 II 9/13-1/70 | 1590 | Rifter 9/18-1/70 | 1639 | J5 II Van (290L) 9/90-3/94 | 1677 |
| 308 II SW 3/14-1/70 | 1593 | | | Partner I Platform/Chassis 3/97-7/08 | 1678 |
| 309 I (10C, 10A) 10/85-12/89 | 1595 | PEUGEOT HCV | | Partner I Van (5)/ Ranch 1/96-12/15 | 1678 |
| 309 II (3C, 3A) 7/89-12/93 | 1597 | Boxer I Bus (230P) 3/94-4/02 | 1640 | Partner II Platform/Chassis 1/09-1/70 | 1681 |
| 4007 (GP_) 2/07-1/70 | 1599 | Boxer I Platform/Chassis (ZCT_) 3/94-4/02 | 1644 | Partner II Van 4/08-1/70 | 1681 |
| 4008 5/12-1/70 | 1600 | Boxer I Van (230L) 3/94-4/02 | 1647 | Partner III Van (K9) 9/18-1/70 | 1683 |
| 405 I (15B) 1/87-12/93 | 1600 | Boxer II Bus (244, Z_) 12/01-1/70 | 1651 | Partner Origin Van (G_) 8/08-12/15 | 1684 |
| 405 I Break (15E) 6/87-8/92 | 1602 | Boxer II Platform/Chassis (244) 12/01-1/70 | 1653 | Traveller (V_) 4/16-1/70 | 1685 |
| 405 II (4B) 1/92-11/99 | 1603 | Boxer II Van (244) 12/01-1/70 | 1654 | | |
| 405 II Break (4E) 8/92-10/98 | 1605 | Boxer III Bus 4/06-1/70 | 1655 | PORSCHE | |
| 406 (8B) 10/95-1/05 | 1606 | Boxer III Platform/Chassis 4/06-1/70 | 1656 | 911 I 1/63-11/90 | 1686 |
| 406 Break (8E/F) 10/96-10/04 | 1608 | Boxer III Van 4/06-1/70 | 1658 | 911 I Targa 7/66-11/90 | 1687 |
| 406 Coupe (8C) 3/97-12/04 | 1609 | | | 912 1/65-12/69 | 1688 |
| | | PEUGEOT LCV | | 912 Targa 3/65-2/70 | 1689 |
| | | 106 Van II Box body / Hatchback (1S_) 4/96-3/01 | 1660 | | |

| MAKE - MODEL | PAGE | MAKE - MODEL | PAGE | MAKE - MODEL | PAGE |
|--|------|---|------|--|------|
| 914 1/69-2/76 | 1689 | Clio II (BB_, CB_) / Lutecia 9/98-1/70 | 1724 | Megane I Coach (DA0/1_) 3/96-8/03 | 1775 |
| 924 11/75-8/89 | 1689 | Clio III (BR0/1, CR0/1) / Lutecia 1/05-1/70 | 1727 | Megane I Grandtour (KA0/1_) 3/99-8/03 | 1776 |
| Cayenne I (9PA) 9/02-9/10 | 1689 | Clio III Grandtour (KR0/1_) 2/08-1/70 | 1731 | Megane I Scenic (JA0/1_) 10/96-10/99 | 1777 |
| Macan (95B) 2/14-1/70 | 1690 | Clio IV (BH_) / Lutecia 11/12-1/70 | 1734 | Megane II (BM0/1_, CM0/1_) 9/02-1/11 | 1779 |
| PROTON | | Clio IV Grandtour (KH_) 1/13-1/70 | 1735 | Megane II Coupe-Cabrio (EM0/1_) 9/03-12/09 | 1782 |
| Persona 300 (C9_M) / Satria 3/96-7/04 | 1691 | Clio V (B7_) 6/19-1/70 | 1736 | Megane II Sedan (LM0/1_) 8/03-1/70 | 1783 |
| Persona 400 (C9_S) / Wira 1/94-6/03 | 1692 | Dokker 1/13-1/70 | 1737 | Megane II SW (KM0/1_) 8/03-8/12 | 1785 |
| Persona 400 Hatchback (C9_C, C9_S) 1/94-2/08 | 1692 | Duster I (HS_) 1/11-1/70 | 1737 | Megane III CC (EZ0/1_) 6/10-1/70 | 1787 |
| RENAULT | | Duster II (HM_) 7/19-1/70 | 1738 | Megane III Coupe (DZ0/1_) 11/08-1/70 | 1788 |
| 11 (B/C37_) 3/83-12/90 | 1693 | Espace I (J11_) 7/84-12/92 | 1738 | Megane III Grandtour (KZ0/1) 11/08-1/70 | 1790 |
| 12 10/69-6/95 | 1695 | Espace II (J/S63_) 1/91-12/96 | 1739 | Megane III Hatchback (BZ0/1_) 11/08-1/70 | 1791 |
| 12 Variable (117_) 8/70-3/83 | 1695 | Espace III (JE0_) 11/96-10/02 | 1739 | Megane IV Grandtour (K9A/M/N_) 4/16-1/70 | 1793 |
| 14 (121_) 5/76-12/83 | 1696 | Espace IV (JK0/1_) 11/02-1/70 | 1740 | Megane IV Hatchback (B9A/M/N_) 11/15-1/70 | 1794 |
| 15 (130_) 3/72-10/80 | 1696 | Fluence (L3_) 2/10-1/70 | 1741 | Megane IV Sedan/ Megan Grand Coupe 4/16-1/70 | 1795 |
| 16 (115_) 9/65-8/80 | 1696 | Fuego (136_) 2/80-11/92 | 1742 | Modus/ Grand Modus (F/JP0_) 9/04-1/70 | 1796 |
| 17 3/72-10/80 | 1697 | Grand Scenic II (JM0/1_) 4/04-1/70 | 1743 | Safrane I (B54_) 4/92-10/96 | 1800 |
| 18 (134_) 4/78-11/93 | 1697 | Grand Scenic III (JZ0/1_) 2/09-1/70 | 1745 | Safrane II (B54_) 7/96-12/00 | 1801 |
| 18 Variable (135_) 2/79-11/93 | 1698 | Grand Scenic IV (R9_) 9/16-1/70 | 1746 | Sandero/Stepway I (BS_) 11/07-1/70 | 1801 |
| 19 I (B/C53_) 1/88-9/94 | 1699 | Kadjar (HA_, HL_) 6/15-1/70 | 1747 | Sandero/Stepway II (B8_) 11/13-1/70 | 1802 |
| 19 I Cabrio (D53_) 9/88-4/92 | 1700 | Kangoo I (KC0/1_) 8/97-1/70 | 1748 | Scenic I MPV/ Space wagon (JA0/1_, FA0_) 9/99-9/03 | 1803 |
| 19 I Chamade (L53_) 1/88-12/92 | 1700 | Kangoo II (KW0/1_) / Grand Kangoo 2/08-1/70 | 1751 | Scenic II (JM0/1_) 6/03-1/70 | 1805 |
| 19 II (B/C53_) 1/92-6/01 | 1702 | Kangoo II Be Bop (KW0/1_) 2/09-1/70 | 1753 | Scenic III (JZ0/1_) 12/08-1/70 | 1807 |
| 19 II Cabrio (D53_, 853_) 4/92-6/01 | 1704 | Kaptur (H5_) 3/16-1/70 | 1754 | Scenic IV (J9_) 9/16-1/70 | 1808 |
| 19 II Chamade (L53_) 4/92-11/01 | 1705 | Koleos I (HY_) 9/08-1/70 | 1754 | Sport Spider (EF0_) 3/95-10/99 | 1809 |
| 20 (127_) 10/75-12/83 | 1707 | Koleos II (HC_) 8/16-1/70 | 1755 | Super 5 (B/C40_) 10/84-12/96 | 1810 |
| 21 (B48_) 3/86-6/94 | 1708 | Laguna I (B56_, 556_) 11/93-3/01 | 1755 | Talisman (L2M_) 6/15-1/70 | 1811 |
| 21 Sedan (L48_) 3/86-8/94 | 1709 | Laguna I Grandtour (K56_) 9/95-3/01 | 1757 | Talisman Grandtour (KP_) 3/16-1/70 | 1812 |
| 21 SW (K48_) 3/86-9/95 | 1712 | Laguna II (BG0/1_) 3/01-12/07 | 1759 | Thalia I (LB_) / Symbol 2/98-1/70 | 1812 |
| 25 (B29_) 4/84-12/93 | 1714 | Laguna II Grandtour (KG0/1_) 3/01-12/07 | 1762 | Thalia II (LU1/2_) / Symbol 9/08-1/70 | 1814 |
| 30 (127_) 2/75-3/86 | 1715 | Laguna III (BT0/1) 10/07-12/15 | 1764 | Thalia III (L8_) / Symbol 11/12-1/70 | 1815 |
| 4 (112_) 1/61-6/93 | 1716 | Laguna III Coupe (DT0/1) 9/08-12/15 | 1765 | Twingo I (C06_) 3/93-6/07 | 1816 |
| 5 (122_) 1/72-12/85 | 1716 | Laguna III Grandtour (KT0/1) 10/07-12/15 | 1765 | Twingo II (CN0_) 3/07-1/70 | 1816 |
| 6 (118_) 10/69-4/87 | 1717 | Logan I (LS_) / Tondar 90 9/04-1/70 | 1765 | Twingo III (BCM_) 9/14-1/70 | 1818 |
| 9 (L42_) 9/81-12/89 | 1717 | Logan I SW (KS_) / Tondar 90 4/07-1/70 | 1766 | Twizy (MAM_) 4/12-1/70 | 1819 |
| Arkana I (LCM_) 8/19-1/70 | 1719 | Logan II (L8_) / Stepway 10/13-1/70 | 1767 | Vel Satis (BJ0_) 6/02-1/70 | 1819 |
| Avantime (DE0_) 9/01-5/03 | 1719 | Logan II SW (K8_) 11/13-1/70 | 1768 | Wind (E4M_) 7/10-1/70 | 1820 |
| Captur I (J5_, H5_) 6/13-1/70 | 1719 | Megane I (BA0/1_) 8/95-12/04 | 1769 | Zoe (BFM_) 6/12-1/70 | 1820 |
| Clio I (B/C57_, 5/357_) / Lutecia 5/90-9/98 | 1721 | Megane I Cabrio (EA0/1_) 10/96-8/03 | 1772 | RENAULT HCV | |
| Clio I (LB_) 5/00-6/14 | 1724 | Megane I Classic (LA0/1_) 9/96-8/03 | 1773 | Master I Bus (T_) 8/80-7/98 | 1821 |

| MAKE - MODEL | PAGE | MAKE - MODEL | PAGE | MAKE - MODEL | PAGE |
|--|------|-----------------------------------|------|--|------|
| Master I Van (T_) 7/80-7/98 | 1821 | 200 II Hatchback (XW) 10/89-11/99 | 1856 | Cordoba II (6L2) 9/02-11/09 | 1902 |
| Master II Bus (JD) 7/98-1/70 | 1822 | 25 Hatchback (RF) 9/99-5/05 | 1857 | Exeo (3R2) 12/08-1/70 | 1903 |
| Master II Platform/Chassis (ED/HD/UD) 7/98-1/70 | 1824 | 400 II (RT) 3/95-3/00 | 1859 | Exeo ST (3R5) 5/09-1/70 | 1904 |
| Master II Van (FD) 7/98-1/70 | 1825 | 400 II (XW) 4/90-4/95 | 1860 | Fura (25A) 1/82-12/86 | 1905 |
| Master III Bus (JV) 2/11-1/70 | 1826 | 400 II Hatchback (RT) 5/95-3/00 | 1861 | Ibiza II (6K1) 3/93-2/02 | 1906 |
| Master III Platform/Chassis (EV, HV, UV) 2/10-1/70 | 1827 | 400 Tourer (XW) 9/93-11/98 | 1862 | Ibiza III (6L1) 2/02-11/09 | 1909 |
| Master III Van (FV) 2/10-1/70 | 1829 | 45 Hatchback (RT) 2/00-12/05 | 1863 | Ibiza IV (6J5, 6P1) 3/08-1/70 | 1911 |
| RENAULT LCV | | 45 Sedan (RT) 2/00-12/05 | 1864 | Ibiza IV Sportcoupe (6J1, 6P5) 7/08-1/70 | 1914 |
| 11 Van (S37_) 3/83-12/88 | 1830 | 75 (RJ) 2/99-5/05 | 1865 | Ibiza IV ST (6J8, 6P8) 3/10-1/70 | 1917 |
| 19 I Van (S53_) 1/88-12/92 | 1831 | 75 Tourer (RJ) 8/01-5/05 | 1865 | Ibiza V (KJ1) 1/17-1/70 | 1919 |
| 19 II Van (S53_) 3/92-12/95 | 1831 | Cityrover Hatchback 9/03-12/05 | 1866 | Leon I (1M1) 11/99-6/06 | 1920 |
| 21 Van (S48_) 6/86-4/95 | 1832 | Coupe 3/96-11/99 | 1866 | Leon II (1P1) 5/05-12/12 | 1922 |
| 4 Van (R21_, R23_) 9/66-12/93 | 1832 | Streetwise Hatchback 8/03-5/05 | 1866 | Leon III (5F1) 9/12-1/70 | 1925 |
| 5 Van (238_) 1/72-12/85 | 1833 | SAAB | | Leon III SC (5F5) 1/13-1/70 | 1929 |
| Clio I Van (S57_) 1/91-9/98 | 1833 | 9-3 I (YS3D) 2/98-9/02 | 1867 | Leon III ST (5F8) 8/13-1/70 | 1932 |
| Clio II Van (SB0/1/2_) 9/98-1/70 | 1833 | 9-3 I Cabrio (YS3D) 2/98-8/03 | 1868 | Leon IV (KL1) 11/19-1/70 | 1937 |
| Clio III Van (SB_, SR_) 6/05-12/14 | 1835 | 9-3 II (YS3F) 9/02-2/15 | 1869 | Leon IV ST (KL8) 11/19-1/70 | 1938 |
| Clio IV Van 1/14-1/70 | 1835 | 9-3 II Cabrio (YS3F) 8/03-2/15 | 1872 | Marbella (28A) 8/86-10/98 | 1938 |
| Kangoo Express I (FC0/1_) 8/97-1/70 | 1836 | 9-3 II SW (YS3F) 3/05-2/15 | 1875 | Mii (KF1) 10/11-1/70 | 1939 |
| Kangoo Express II (FW0/1_) 2/08-1/70 | 1839 | 9-3X (YS3) 2/09-12/12 | 1878 | Tarraco (KN2_) 9/18-1/70 | 1939 |
| Logan Express (US_) 4/07-1/70 | 1841 | 9-5 (YS3E) 9/97-1/70 | 1879 | Toledo I (1L2) 5/91-3/99 | 1940 |
| Logan Pick-up (US_) / Tondar 90 1/10-8/13 | 1841 | 9-5 (YS3G) 5/10-1/12 | 1879 | Toledo II (1M2) 10/98-5/06 | 1942 |
| Megane I Kombi van (KA_) 2/00-7/03 | 1841 | 9-5 SW (YS3E) 10/98-1/70 | 1880 | Toledo III (5P2) 4/04-5/09 | 1943 |
| Megane III Combi Van (KZ0/1) 1/09-8/15 | 1842 | 90 8/84-8/87 | 1881 | Toledo IV (KG3) 7/12-1/70 | 1945 |
| Rapid Van (F40_, G40_) / Extra Express 7/85-11/98 | 1842 | 900 I (AC4, AM4) 1/79-12/93 | 1881 | SEAT LCV | |
| Super 5 Van (S40_) 10/84-12/96 | 1843 | 900 I Cabrio 10/85-6/94 | 1883 | Cordoba Vario Box body / Van / SW Van (6K5) 8/00-12/02 | 1946 |
| Trafic I Bus (T5, T6, T7) 3/80-4/89 | 1844 | 900 I Combi Coupe 6/78-6/94 | 1883 | Ibiza Sportcoupe Box body / Hatchback (6J1) 4/08-1/70 | 1946 |
| Trafic I Van (T1, T3, T4, T2) 3/80-4/89 | 1845 | 900 II 7/93-2/98 | 1884 | Inca (6K9) 11/95-6/03 | 1946 |
| Trafic II Bus (TXW) 3/89-3/01 | 1846 | 900 II Cabrio 12/93-2/98 | 1885 | Leon Box body / Hatchback (5F1) 9/12-1/70 | 1948 |
| Trafic II Van (TXX) 3/89-3/01 | 1847 | 900 II Coupe 12/93-2/98 | 1885 | Leon ST Box body / Van / SW Van (5F8) 1/13-1/70 | 1950 |
| Trafic III Bus (JL) 3/01-1/70 | 1848 | SEAT | | Marbella Van (028A) 1/87-5/99 | 1952 |
| Trafic III Platform/Chassis (EL) 3/01-1/70 | 1850 | Alhambra I (7V8, 7V9) 1/96-3/10 | 1886 | Terra Van (024A) 1/87-12/95 | 1952 |
| Trafic III Van (FL) 3/01-1/70 | 1851 | Alhambra II (710, 711) 6/10-1/70 | 1887 | SKODA | |
| Twingo II Box body / Hatchback (CNO_) 9/10-9/14 | 1853 | Altea (5P1) 3/04-1/70 | 1888 | Citigo (NF1) 10/11-1/70 | 1953 |
| Twingo Van (S06_) 3/93-9/14 | 1853 | Altea XL (5P5, 5P8) 10/06-1/70 | 1891 | Fabia I (6Y2) 8/99-3/08 | 1953 |
| ROVER | | Arosa (6H1) 5/97-6/04 | 1895 | Fabia I Combi (6Y5) 4/00-12/07 | 1955 |
| 200 Coupe (XW) 10/92-11/99 | 1853 | Ateca (KH7) 4/16-1/70 | 1896 | Fabia I Sedan (6Y3) 10/99-12/07 | 1958 |
| 200 II Cabrio (XW) 4/90-11/99 | 1854 | Cordoba I (6K1, 6K2) 2/93-10/02 | 1898 | Fabia II (5J, 542) 12/06-1/70 | 1960 |
| 200 II Hatchback (RF) 11/95-3/00 | 1855 | Cordoba I Vario (6K5) 1/96-12/02 | 1900 | Fabia II Combi (5J, 545) 5/07-12/14 | 1962 |

| MAKE - MODEL | PAGE | MAKE - MODEL | PAGE | MAKE - MODEL | PAGE |
|---|------|--|------|---|------|
| Fabia III (NJ3) 8/14-1/70 | 1965 | Crossblade (450) 6/02-12/03 | 2013 | Alto II Hatchback/ Fronte 1/86-12/88 | 2035 |
| Fabia III SW (NJ5) 10/14-1/70 | 1966 | Forfour I (454) 1/04-6/06 | 2014 | Alto IV (EF) 10/93-6/02 | 2036 |
| Favorit (781) 5/89-9/94 | 1967 | Forfour II Hatchback (453) 7/14-1/70 | 2015 | Alto V (HA12, HA23) 10/97-9/04 | 2036 |
| Favorit Forman (785) 6/88-6/95 | 1968 | Fortwo I Cabrio (450) 1/04-1/07 | 2015 | Alto VI (FF) 9/04-1/09 | 2036 |
| Felicia I (6U1) 10/94-3/98 | 1969 | Fortwo I Coupe (450) 1/04-2/07 | 2016 | Grand Vitara I (FT, HT)/ Grand Escudo 3/98-8/06 | 2036 |
| Felicia I SW (6U5) 8/95-3/98 | 1970 | Fortwo II Cabrio (451) 1/07-1/70 | 2017 | Ignis I (FH) 10/00-12/05 | 2038 |
| Felicia II (6U1) 1/98-6/01 | 1970 | Fortwo II Coupe (451) 1/07-1/70 | 2018 | Ignis II (MH) 9/03-1/70 | 2038 |
| Felicia II SW (6U5) 1/98-6/01 | 1971 | Fortwo III Cabrio (453) 9/15-1/70 | 2019 | Jimny II Closed Off-Road (SN)/ Jimny Sierra 9/98-1/70 | 2038 |
| Kamiq (NW4) 7/19-1/70 | 1971 | Fortwo III Coupe (453) 7/14-1/70 | 2020 | Jimny II Open Off-Road (SN) 9/98-1/70 | 2039 |
| Karoq (NU7) 7/17-1/70 | 1972 | Raodster (452) 4/03-11/05 | 2021 | Jimny III Closed Off-Road (A6G) 7/18-1/70 | 2040 |
| Kodiaq (NS7, NV7) 10/16-1/70 | 1972 | Raodster Coupe (452) 4/03-11/05 | 2021 | Samurai Close Off-Road (SJ_) 9/84-12/04 | 2040 |
| Octavia II (1U2) 9/96-12/10 | 1974 | SUBARU | | SJ 413 (OS) 9/84-8/90 | 2041 |
| Octavia II Combi (1U5) 7/98-12/10 | 1975 | Forester I (SF_) 7/97-9/02 | 2021 | Splash (EX) 1/08-1/70 | 2041 |
| Octavia III (1Z3) 2/04-6/13 | 1977 | Forester II (SG_) 6/02-10/12 | 2022 | Swift I (AA) 10/83-12/89 | 2042 |
| Octavia III Combi (1Z5) 2/04-6/13 | 1980 | Forester III (SH_) 1/08-1/70 | 2023 | Swift III (MZ, EZ) 2/05-1/70 | 2042 |
| Octavia IV (5E3, NL3, NR3) 11/12-1/70 | 1983 | Forester IV (SJ_) 11/12-1/70 | 2023 | Swift IV (FZ, NZ) 10/10-1/70 | 2043 |
| Octavia IV Combi (5E5) 11/12-1/70 | 1987 | Impreza I Coupe (GFC) 1/93-12/00 | 2023 | SX4 (EY, GY) 6/06-1/70 | 2044 |
| Octavia V (NX3) 1/20-1/70 | 1990 | Impreza I Sedan (GC) 8/92-12/00 | 2024 | SX4 S-Cross (JY)/ SX4 Crossover 8/13-1/70 | 2046 |
| Octavia V Combi (NX5) 11/19-1/70 | 1991 | Impreza I SW (GF) 8/92-12/00 | 2025 | SX4 Sedan (GY) 10/07-1/70 | 2047 |
| Rapid II (NH3) 7/12-1/70 | 1992 | Impreza II Sedan (GD) 12/00-6/09 | 2026 | Vitara I (ET, TA, TD)/ Escudo 7/88-11/00 | 2047 |
| Rapid II Spaceback (NH1) 7/12-1/70 | 1994 | Impreza II SW (GG) 10/00-12/08 | 2028 | Vitara I Cabrio (ET, TA)/ Sidekick 7/88-3/99 | 2048 |
| Roomster (5J) 3/06-5/15 | 1995 | Impreza III Hatchback (GR, GH, G3)/ B3 4/07-1/70 | 2028 | Vitara II (ET) 12/03-12/05 | 2048 |
| Scala (NW1) 2/19-1/70 | 1997 | Impreza III Sedan (GE, GV) 1/07-1/70 | 2029 | Vitara III (LY)/ Escudo 2/15-1/70 | 2048 |
| Superb I (3U4) 12/01-3/08 | 1998 | Legacy I (BC) 1/89-7/94 | 2029 | Wagon R III Hatchback 7/03-12/10 | 2049 |
| Superb II (3T4) 3/08-5/15 | 1999 | Legacy I SW (BC, BJF) 1/89-7/94 | 2030 | Wagon R+ I Hatchback (EM) 2/93-10/00 | 2050 |
| Superb II SW (3T5) 10/09-5/15 | 2001 | Legacy II (BD) 1/94-3/99 | 2030 | Wagon R+ II Hatchback (MM) 5/00-1/70 | 2050 |
| Superb III (3V3) 3/15-1/70 | 2002 | Legacy II Outback (BG) 1/96-12/99 | 2031 | X-90 (EL) 9/95-12/97 | 2051 |
| Superb III SW (3V5) 3/15-1/70 | 2004 | Legacy II SW (BG) 2/94-12/98 | 2031 | SUZUKI LCV | |
| Yeti (5L) 5/09-12/17 | 2005 | Legacy III (BE) 10/98-8/03 | 2031 | Carry IV Van (FD) 2/99-1/70 | 2051 |
| SKODA LCV | | Legacy III SW (BH) 12/98-8/03 | 2032 | TALBOT | |
| Fabia Praktik (6Y5) 1/00-12/07 | 2008 | Legacy IV (BL) 9/03-3/12 | 2032 | Samba (51A) 1/81-10/86 | 2051 |
| Favorit Pick-up (787) 6/92-6/97 | 2009 | Legacy IV SW (BP) 9/03-12/09 | 2033 | Samba Cabrio (51E) 1/81-6/86 | 2052 |
| Felicia Cube Van (6U5) 11/95-12/01 | 2009 | Legacy V (BM) 5/09-1/70 | 2033 | Tagora 6/80-12/87 | 2052 |
| Felicia Pick-up (6UF, 6U7) 10/95-4/02 | 2010 | Legacy V SW (BR) 6/08-1/70 | 2034 | TOYOTA | |
| Octavia Box body / Van / SW Van (1U5) 8/00-3/10 | 2010 | Outback I (BE, BH) 10/98-8/03 | 2034 | 4 Runner I (_N5_, _N6_, _N7_) / Hilux Surf 1/84-10/89 | 2052 |
| Roomster Praktik (5J) 3/07-5/15 | 2011 | Outback II (BL, BP) 9/03-9/09 | 2034 | 4 Runner III (_N18_) 11/95-12/10 | 2052 |
| SMART | | Outback III (BR) 9/09-1/70 | 2035 | Auris I (_E15_) / Corolla/ Blade 10/06-9/12 | 2053 |
| Cabrio (450) 3/00-1/04 | 2012 | XV I (GP) 3/12-1/70 | 2035 | Auris II (_E18_) 10/12-1/70 | 2055 |
| City-Coupe (450) 7/98-1/04 | 2012 | SUZUKI | | Auris Touring Sports SW (_E18_) 7/13-1/70 | 2056 |

| MAKE - MODEL | PAGE | MAKE - MODEL | PAGE | MAKE - MODEL | PAGE |
|---|------|---|------|--|------|
| Avensis II (_T25_) 3/03-1/09 | 2056 | Corolla VII (_E12_) 1/01-1/70 | 2078 | Verso (_R2_) 4/09-1/70 | 2093 |
| Avensis II Sedan (_T25_) 4/03-11/08 | 2057 | Corolla VII Sedan (_E12_) / Axio/ Altis 8/00-7/07 | 2079 | Verso S (_P12_) / Ractis 11/10-1/70 | 2094 |
| Avensis II SW (_T25_) 4/03-11/08 | 2058 | Corolla VII SW (_E12_) / Corolla Fielde 3/01-10/07 | 2079 | Vios/ Soluna Vios (_P4_) 7/02-1/08 | 2095 |
| Avensis III Sedan (_T27_) 11/08-1/70 | 2059 | Corolla VII Verso (_E12_) 7/01-7/04 | 2080 | Wish I MPV / Space wagon (_E1_) 4/03-3/09 | 2095 |
| Avensis III SW (_T27_) 2/09-1/70 | 2061 | Corolla VIII Sedan (_E15_, _E14_) 10/06-1/70 | 2080 | Yaris I (_P1_) / Vitz/ Echo 4/99-11/05 | 2095 |
| Avensis Verso (_M2_) / Verso Sportvan/ Ipsum 5/01-12/11 | 2062 | Corolla VIII Verso (ZER_, ZZE12_, R1_) 3/04-3/09 | 2081 | Yaris I Verso (_P2_) / Fun Cargo 8/99-9/05 | 2096 |
| Aygo I (_B1_) 7/05-1/70 | 2062 | Corolla X Sedan (_E18_, ZRE1_) / Corolla Alti 8/07-1/70 | 2082 | Yaris II (_P9_) / Vitz 1/05-1/70 | 2097 |
| Aygo II (_B4_) 5/14-1/70 | 2062 | Corona I (RT1_) 12/75-5/79 | 2082 | Yaris II / Vios Sedan (_P9_) / Belta 8/05-1/70 | 2098 |
| Caldina II SW (_T21_) 8/97-9/02 | 2063 | Corona I SW (RT118) 1/71-12/79 | 2083 | Yaris III (_P13_) / Vitz 12/10-1/70 | 2099 |
| Caldina III SW (_T24_) 9/02-6/07 | 2063 | Corona V Sedan (_T19_) 10/91-9/97 | 2083 | TOYOTA HCV | |
| Camry (_V1_) II SW/ Scepter 9/91-7/96 | 2063 | Cressida I Sedan (_X3_) 3/77-7/82 | 2083 | Dyna 100 I Platform/Chassis (YH_) 8/85-4/95 | 2100 |
| Camry (_V1_) III / Scepter 7/90-6/98 | 2063 | Cressida I SW (_X3_) 3/77-7/81 | 2083 | Dyna 100 II Platform/Chassis (LY1_, YY1_) 5/95-7/01 | 2100 |
| Camry (_V2_) II 8/96-9/02 | 2063 | Cressida II Sedan (_X6_) 9/80-9/92 | 2083 | Dyna II Platform/Chassis (LH8_) 8/85-5/95 | 2100 |
| Camry (_V3_) Sedan 8/01-11/06 | 2064 | Echo Sedan (_P1_) 8/99-1/06 | 2083 | TOYOTA LCV | |
| Camry (_V4_) Sedan 1/06-12/11 | 2064 | Highlander/ Kluger I (_U2_) 6/00-5/07 | 2084 | Auris I Van (_E15_) 3/07-9/12 | 2100 |
| Camry (_V5_) Sedan 9/11-1/70 | 2065 | IQ (_J1_) 1/09-1/70 | 2084 | Auris II Van (_E18_) 3/13-1/70 | 2101 |
| Carina I (TA4_, TA6_) 1/70-8/85 | 2066 | Land Cruiser III (_J7_) 3/84-1/70 | 2084 | Aygo Van (_B1_) 7/05-5/14 | 2101 |
| Carina III E (_T19_) 4/92-12/98 | 2066 | Land Cruiser III Hardtop (_J7_) 1/90-5/96 | 2085 | Hiace I Van (RH1_, LH3_, RH3_, RH2_, LH2_, L 2/77-3/83 | 2101 |
| Carina III E Sedan (_T19_) 4/92-12/98 | 2067 | Land Cruiser IV 80 (_J8_) 1/90-11/99 | 2085 | Hiace I Wagon (LH1_, RH1_, LH3_, RH3_, LH2_, RH2_) 2/77-11/82 | 2101 |
| Carina III E Sportswagon (_T19_) 4/92-12/98 | 2068 | Land Cruiser V 90 (_J9_) / Land Cruiser Prado 4/95-1/70 | 2085 | Hiace II Van (LH5_, YH7_, LH7_, LH6_, YH6_, 12/82-12/89 | 2101 |
| Celica I (_A4_) 1/77-7/85 | 2068 | Mark 2 VI SW 1/02-6/07 | 2086 | Hiace II Wagon (LH7_, LH5_, LH6_, YH7_, YH6_, YH5_ 12/82-11/89 | 2102 |
| Celica I Coupe (_A2_) 1/69-3/78 | 2069 | MR 2 II (SW2_) 12/89-5/00 | 2086 | Hiace III Van (YH7_, LH6_, LH7_, LH5_, YH5_, 1/89-8/04 | 2102 |
| Celica II Coupe (_A4_) 1/77-7/85 | 2069 | MR 2 III (ZZW3_) 10/99-6/07 | 2086 | Hiace III Wagon (_H1_) 8/87-12/04 | 2103 |
| Celica III Cabrio (_T18_) 10/89-1/94 | 2070 | Noah/ Voxy I (_R6_) 12/01-6/07 | 2086 | Hiace IV Bus (_H1_, _H2_) 8/95-1/70 | 2103 |
| Celica V Coupe (_T18_) 9/89-12/94 | 2070 | Picnic I (_XM1_) / Ipsum 5/96-12/01 | 2087 | Hiace IV Van (LXH1_, RZH1_, LH1_) 8/95-1/70 | 2104 |
| Celica VI Coupe (_T20_) 9/93-11/99 | 2070 | Platz (NCP1_, SCP1_) 4/99-8/05 | 2087 | Hilux V Pick-up (_N_, KZN1_, VZN1_) / Tacoma 1/88-1/70 | 2105 |
| Celica VII Coupe (_T23_) 8/99-9/05 | 2070 | Previa II (_R3_) / Estima/ Tarago 2/00-2/06 | 2087 | Hilux VI Pick-up (_N1_) / Tacoma 6/97-10/05 | 2106 |
| Corolla I Hatchback (KE, TE) 9/76-1/80 | 2071 | Prius II Sedan (_W1_) 5/00-1/04 | 2087 | Liteace II Van (KM2_) 10/79-10/86 | 2106 |
| Corolla II (_E7_) 1/79-12/83 | 2071 | Prius III Hatchback (_W2_) 9/03-12/09 | 2088 | Proace I Box body / Van / SW Van (MDX_) 6/13-3/16 | 2106 |
| Corolla II Hatchback (_E7_) 9/79-9/83 | 2071 | Prius V C (NHP10_) / Aqua 9/11-1/70 | 2088 | Proace II Bus (MPY_) 2/16-1/70 | 2107 |
| Corolla II SW (_E7_) 12/79-8/87 | 2071 | Prius V Plus (_W4_) / Prius Alpha/ Prius V 5/11-1/70 | 2088 | Proace II Platform/Chassis (MDZ_) 2/16-1/70 | 2107 |
| Corolla V (_E10_) 6/91-8/98 | 2072 | Probox/ Succeed (_P5_) 7/02-1/70 | 2088 | Proace II Van (MDZ_) 2/16-1/70 | 2108 |
| Corolla V Compact (_E10_) 7/92-12/99 | 2072 | Rav 4 I (_A1_) 1/94-9/00 | 2088 | Proace II Verso Bus (MPY_) 2/16-1/70 | 2109 |
| Corolla V Liftback (_E10_) 7/92-12/99 | 2073 | Rav 4 I Cabrio (_A1_) 12/97-6/00 | 2088 | Yaris Van (_P13_) 10/12-1/70 | 2109 |
| Corolla V SW (_E10_) 5/92-4/97 | 2074 | Rav 4 II (_A2_) 5/00-11/05 | 2089 | Yaris Verso Van (_P2_) 3/00-9/05 | 2110 |
| Corolla VI (_E11_) 6/95-6/02 | 2074 | Rav 4 III (_A3_) / Rav 4/ Vanguard 11/05-6/13 | 2089 | VAUXHALL | |
| Corolla VI Compact (_E11_) 4/97-1/02 | 2075 | Rav 4 IV (_A4_) 12/12-1/70 | 2091 | Adam (M13) 10/12-1/70 | 2110 |
| Corolla VI Liftback (_E11_) 4/97-1/02 | 2076 | Rush I Close Off-Road (F700_) 3/06-1/70 | 2093 | | |
| Corolla VI SW (_E11_) 4/97-10/01 | 2077 | Urban Cruiser I (_P1_) / Ist 7/07-1/70 | 2093 | | |

| MAKE - MODEL | PAGE | MAKE - MODEL | PAGE | MAKE - MODEL | PAGE |
|---|------|---|------|---|------|
| Agila Mk I (A) (H00) 2/00-3/08 | 2111 | Cavalier Mk II Sedan (J82) 9/81-8/88 | 2150 | Viceroy Sedan 1/80-10/82 | 2191 |
| Agila Mk II (B) (H08) 1/08-11/14 | 2111 | Cavalier Mk II SW (J82) 9/81-8/88 | 2151 | Vivaro Life (K0) 3/19-1/70 | 2191 |
| Antara A (L07) 8/06-1/70 | 2112 | Cavalier Mk III Hatchback (J89) 9/88-11/95 | 2151 | Zafira I A (T98) 11/98-8/05 | 2192 |
| Astra I 10/79-8/84 | 2113 | Cavalier Mk III Sedan (J89) 8/88-11/95 | 2153 | Zafira Mk II (B) (A05) 4/05-11/14 | 2193 |
| Astra I Hatchback 9/79-8/86 | 2113 | Chevette Sedan 9/74-12/85 | 2154 | Zafira Mk III (P12) 10/11-1/70 | 2194 |
| Astra I SW 9/79-8/86 | 2114 | Chevette SW 9/76-12/85 | 2154 | VAUXHALL HCV | |
| Astra Mk II Belmont (T85) 9/85-12/91 | 2114 | Combo Mk IV (E) MPV / Space wagon (X19) 6/18-1/70 | 2155 | Movano Mk I (A) Chassis/Cab (X70) 10/98-12/10 | 2196 |
| Astra Mk II Cabrio (T85) 1/87-9/93 | 2115 | Combo Tour Mk II (C) (F25) 9/01-2/12 | 2155 | Movano Mk I (A) Combi (X70) 10/98-5/10 | 2196 |
| Astra Mk II Hatchback (T85) 9/84-8/91 | 2116 | Corsa Mk I (B) (S93) 12/92-9/00 | 2156 | Movano Mk I (A) Van (X70) 10/98-12/10 | 2197 |
| Astra Mk II SW (T85) 9/84-8/91 | 2117 | Corsa Mk II (C) (X01) 8/00-10/06 | 2157 | Movano Mk II (B) Chassis/Cab (X62) 5/10-1/70 | 2198 |
| Astra Mk III (F) Cabrio (T92) 9/91-3/01 | 2118 | Corsa Mk III (D) (S07) 7/06-8/14 | 2159 | Movano Mk II (B) Combi (X62) 5/10-1/70 | 2200 |
| Astra Mk III (F) Hatchback (T92) 9/91-2/98 | 2118 | Corsa Mk IV (E) (X15) 8/14-1/70 | 2160 | Movano Mk II (B) Van (X62) 5/10-1/70 | 2201 |
| Astra Mk III (F) Sedan (T92) 12/91-9/98 | 2119 | Corsa Mk V (F) 7/19-1/70 | 2161 | VAUXHALL LCV | |
| Astra Mk III (F) SW (T92) 3/91-12/98 | 2121 | Crossland X (P17) 3/17-1/70 | 2161 | Astramax (T85) 8/85-10/94 | 2202 |
| Astra Mk IV (G) Cabrio (T98) 3/01-10/05 | 2122 | Grandland X (A18) 6/17-1/70 | 2162 | Astravan Mk III (F) (T92) 1/91-8/98 | 2203 |
| Astra Mk IV (G) Coupe (T98) 3/00-8/05 | 2122 | Insignia Mk I (A) Country Tourer (G09) 9/11-5/17 | 2162 | Astravan Mk IV (G) (T98) 2/98-8/06 | 2203 |
| Astra Mk IV (G) Hatchback (T98) 2/98-5/05 | 2123 | Insignia Mk I (A) Hatchback (G09) 7/08-5/17 | 2163 | Astravan Mk V (H) (A04) 3/05-1/70 | 2204 |
| Astra Mk IV (G) Sedan (T98) 2/98-5/05 | 2125 | Insignia Mk I (A) Sedan (G09) 7/08-5/17 | 2166 | Combo Mk I (B) (S93) 7/94-10/01 | 2205 |
| Astra Mk IV (G) SW (T98) 2/98-5/05 | 2127 | Insignia Mk I (A) Sports Tourer (G09) 7/08-5/17 | 2169 | Combo Mk II (C) Box body / Van / SW Van (F 9/01-2/12 | 2205 |
| Astra Mk V (H) (A04) 1/04-9/09 | 2128 | Meriva I A (X03) 1/03-6/10 | 2171 | Combo Mk III (D) Box body / Van / SW Van (11/11-1/70 | 2206 |
| Astra Mk V (H) Sport Hatch (A04) 2/05-11/10 | 2130 | Meriva Mk II (B) (S10) 6/10-1/70 | 2172 | Combo Mk IV box body / Van / SW Van 6/18-1/70 | 2207 |
| Astra Mk V (H) SW (A04) 8/04-10/12 | 2132 | Mokka / Mokka X (J13) 6/12-1/70 | 2173 | Corsavan Mk I (B) (S93) 1/94-9/00 | 2207 |
| Astra Mk V (H) TwinTop (A04) 9/05-8/11 | 2134 | Nova Hatchback (S83) 5/83-3/93 | 2174 | Corsavan Mk II (C) (X01) 9/00-11/06 | 2208 |
| Astra Mk VI (J) (P10) 12/09-1/70 | 2134 | Nova Sedan (S83) 9/82-12/93 | 2175 | Corsavan Mk III (D) (S07) 7/06-1/70 | 2209 |
| Astra Mk VI (J) GTC (P10) 10/11-1/70 | 2137 | Omega (B) Sedan (V94) 1/94-7/03 | 2176 | Novavan (S83) 1/90-10/94 | 2209 |
| Astra Mk VI (J) Sedan (P10) 6/12-1/70 | 2139 | Omega (B) SW (V94) 2/94-6/03 | 2177 | Vivaro I Combi (X83) 8/01-7/14 | 2210 |
| Astra Mk VI (J) SW (P10) 10/10-1/70 | 2141 | Royale 2/78-12/86 | 2177 | Vivaro I Platform/Chassis (X83) 4/03-7/14 | 2211 |
| Calibra (C89) 6/90-7/97 | 2143 | Royale Coupe 2/78-8/86 | 2178 | Vivaro I Van (X83) 8/01-7/14 | 2212 |
| Carlton Mk II Sedan 10/78-8/86 | 2144 | Senator I 2/78-8/87 | 2178 | Vivaro III Platform/Chassis 3/19-1/70 | 2213 |
| Carlton Mk II SW 9/77-8/86 | 2144 | Senator Mk II (B) (V88) 9/87-9/93 | 2179 | Vivaro III Van 3/19-1/70 | 2214 |
| Carlton Mk III Sedan (V87) 9/86-3/94 | 2145 | Signum (Z03) 3/03-10/08 | 2179 | VOLKSWAGEN | |
| Carlton Mk III SW (V87) 9/86-3/94 | 2146 | Tigra Mk I (S93) 7/94-12/00 | 2181 | 1500,1600 (31) 4/61-7/73 | 2214 |
| Cascada Cabrio (W13) 2/13-1/70 | 2147 | Tigra TwinTop (X04) 6/04-8/09 | 2181 | 1500,1600 Hatchback (31) 8/65-7/73 | 2215 |
| Cavalier I 8/75-8/81 | 2147 | Vectra (B) Hatchback (J96) 8/95-7/03 | 2182 | 1500,1600 Variant (36) 4/61-7/73 | 2215 |
| Cavalier I CC 8/75-8/81 | 2148 | Vectra (B) Sedan (J96) 8/95-3/02 | 2183 | 181 9/69-2/79 | 2215 |
| Cavalier I Coupe 3/78-8/81 | 2148 | Vectra (B) SW (J96) 8/95-3/02 | 2184 | 411,412 7/68-3/75 | 2216 |
| Cavalier I Sedan 8/75-8/81 | 2148 | Vectra Mk II (C) (Z02) 1/00-10/08 | 2185 | 412 Variant 1/72-3/75 | 2216 |
| Cavalier Mk II Cabrio (J82) 8/84-10/88 | 2148 | Vectra Mk II (C) GTS (Z02) 8/02-5/09 | 2187 | Arteon (3H7) 4/17-1/70 | 2216 |
| Cavalier Mk II Hatchback (J82) 9/81-8/88 | 2149 | Vectra Mk II (C) SW (Z02) 10/03-5/09 | 2189 | Beetle (5C1, 5C2) / Bjalla 4/11-1/70 | 2217 |

| MAKE - MODEL | PAGE | MAKE - MODEL | PAGE | MAKE - MODEL | PAGE |
|--|------|---|------|---|------|
| Beetle Cabrio (5C7, 5C8) 11/11-1/70 | 2218 | Jetta IV (162, 163) 8/02-1/70 | 2290 | Polo VI (6R1, 6C1) 3/09-1/70 | 2352 |
| Bora I (1J2, 9M2) 10/98-5/05 | 2219 | Kaefer Cabrio (15) Carocha/ Coccinelle/ Escara 7/49-3/81 | 2293 | Polo VI Sedan (602, 604, 612, 614)/ Vento 2/10-1/70 | 2355 |
| Bora I Variant (1J6) 5/99-5/05 | 2222 | Kaefer/ Carocha/ Coccinelle/ Escarabajo/ Beetle/ K 12/47-7/03 | 2294 | Polo VII (AW1, BZ1) 6/17-1/70 | 2356 |
| Caddy II SW (9K9B) 11/95-1/04 | 2224 | Lupo I (6X1, 6E1) 9/98-7/05 | 2295 | Santana II (32B) 8/81-12/84 | 2357 |
| Caddy III SW (2KB, 2KJ, 2CB, 2CJ) 3/04-5/15 | 2226 | New Beetle (9C1, 1C1) 1/98-9/10 | 2297 | Scirocco I (53) 2/74-7/80 | 2358 |
| Caddy IV Alltrack SW (SAB) 5/15-1/70 | 2228 | New Beetle Cabrio (1Y7) 9/02-10/10 | 2298 | Scirocco II (53B) 8/80-7/92 | 2359 |
| Caddy IV SW (SAB, SAJ) 5/15-1/70 | 2230 | Passat I (32, B1) 5/73-7/80 | 2299 | Scirocco III (137, 138) 5/08-11/17 | 2360 |
| Caddy V MPV / Space wagon (SBB, SBJ) 9/20-1/70 | 2231 | Passat I Variant (33, B1) 5/73-7/80 | 2300 | Sharan I (7M8, 7M9, 7M6) 9/95-3/10 | 2362 |
| CC (358, B7) 11/11-12/16 | 2232 | Passat II (32B, B2) 11/79-6/89 | 2301 | Sharan II (7N1, 7N2) 5/10-1/70 | 2364 |
| Corrado (53I) 9/88-12/95 | 2234 | Passat II Sedan (32B, B2) 8/84-3/88 | 2303 | T-Roc (A11) 7/17-1/70 | 2365 |
| Derby I (86) 2/77-9/81 | 2234 | Passat II Variant (33B, B2) 11/79-6/89 | 2304 | T-Roc Cabrio 12/19-1/70 | 2366 |
| Derby II (86C, 80) 8/81-12/88 | 2235 | Passat III (3A2, 35I, B3/B4) 2/88-8/96 | 2306 | Tiguan Allspace (BW2) 3/17-1/70 | 2367 |
| Eos (1F7, 1F8) 3/06-1/70 | 2235 | Passat III Variant (3A5, 35I, B3/B4) 2/88-5/97 | 2309 | Tiguan I (5N_) 9/07-7/18 | 2368 |
| Fox II (5Z1, 5Z3) 8/03-1/70 | 2237 | Passat IV (3B2, B5) 8/96-11/00 | 2311 | Tiguan II (AD1) 1/16-1/70 | 2370 |
| Golf (9B3) 1/07-3/14 | 2238 | Passat IV Variant (3B5) 5/97-12/01 | 2314 | Touareg I (7LA, 7L6, 7L7) 10/02-5/10 | 2372 |
| Golf I (17) 4/74-7/85 | 2238 | Passat V (3B3, B5) 10/00-5/05 | 2316 | Touareg II (7P5, 7P6) 1/10-5/18 | 2373 |
| Golf I Cabrio (155) 1/79-4/93 | 2239 | Passat V Variant (3B6, B5) 10/00-8/05 | 2318 | Touran I (1T1, 1T2) 2/03-8/15 | 2374 |
| Golf II (19E, 1G1) 8/83-12/92 | 2241 | Passat VI (3C2, B6)/ Magotan 3/05-12/10 | 2321 | Touran II (1T3)/ Golf Touran 5/10-8/15 | 2375 |
| Golf III (1H1) 8/91-4/99 | 2245 | Passat VI Variant (3C5, B6) 8/05-10/11 | 2323 | Touran III (5T1)/ Golf Touran 5/15-1/70 | 2376 |
| Golf III Cabrio (1E7) 7/93-5/98 | 2247 | Passat VII (362, B7) 8/10-12/14 | 2326 | Up (121, 122, BL1, BL2) 8/11-1/70 | 2378 |
| Golf III Variant (1H5) 11/91-4/99 | 2248 | Passat VII (A32, A33, B7) 1/11-1/70 | 2327 | Vento I (1H2) 11/91-9/98 | 2379 |
| Golf IV (1J1) 8/97-1/70 | 2250 | Passat VII Alltrack (365, B7) 1/12-12/14 | 2328 | VOLKSWAGEN HCV | |
| Golf IV Cabrio (1E7) 6/98-6/02 | 2253 | Passat VII CC (357, B6) 5/08-1/12 | 2328 | LT 28-35 I Bus (281-363) LT28-50 4/75-6/96 | 2380 |
| Golf IV Variant (1J5) 8/97-6/06 | 2253 | Passat VII Variant (365, B7)/ Magotan 8/10-12/14 | 2330 | LT 28-35 I Platform/Chassis (281-363) LT28-50 4/75-6/96 | 2381 |
| Golf V (1K1) 10/03-2/09 | 2256 | Passat VIII (3G2, CB2, B8) 8/14-1/70 | 2331 | LT 28-35 I Van (281-363) LT28-50 4/75-6/96 | 2382 |
| Golf V Plus (5M1, 521) 12/04-4/14 | 2260 | Passat VIII Alltrack (3G5, CB5, B8) 5/15-1/70 | 2333 | LT 28-35 II Bus (2DB, 2DE, 2DK) 5/96-7/06 | 2382 |
| Golf V Variant (1K5) 10/03-7/09 | 2263 | Passat VIII Variant (3G5, CB5, B8) 8/14-1/70 | 2334 | LT 28-46 II Platform/Chassis (2DC, 2DF, 2DG, 6/96-7/06 | 2384 |
| Golf VI (5K1) 10/08-11/13 | 2265 | Phaeton (3D1, 3D2, 3D3, 3D4, 3D6, 3D7, 3D8, 3D9) 4/02-3/16 | 2336 | LT 28-46 II Van (2DA, 2DD, 2DH) 5/96-7/06 | 2385 |
| Golf VI Cabrio (517) 3/11-1/70 | 2268 | Polo I (86) 3/75-9/81 | 2337 | LT 40-55 I Platform/Chassis (293-909) 4/75-6/96 | 2387 |
| Golf VI Variant (AJ5) 7/09-7/13 | 2270 | Polo II (86C, 80) 10/81-9/94 | 2338 | LT 40-55 I Van (291-512) 4/75-6/96 | 2387 |
| Golf VII (5G1, BQ1, BE1, BE2) 8/12-1/70 | 2271 | Polo II Classic (86C, 80) 1/85-9/94 | 2339 | VOLKSWAGEN LCV | |
| Golf VII Alltrack (BA5, BV5) 12/14-1/70 | 2276 | Polo II Coupe (86C, 80) 10/81-9/94 | 2340 | Caddy I (14) 8/82-7/92 | 2387 |
| Golf VII Sportsvan (AM1, AN1) 2/14-1/70 | 2277 | Polo III (6N1) 10/94-10/99 | 2342 | Caddy II Pick-up (9U7) 6/96-12/00 | 2388 |
| Golf VII Variant (BA5, BV5) 4/13-1/70 | 2279 | Polo III-IV Classic (6V2)/ Flight 11/95-7/06 | 2343 | Caddy II Van (9K9A) 11/95-1/04 | 2388 |
| Golf VIII (CD1) 7/19-1/70 | 2283 | Polo IV (6N2) 10/99-9/01 | 2345 | Caddy III Van (2KA, 2KH, 2CA, 2CH) 3/04-5/15 | 2389 |
| ID.3 (E11) 7/20-1/70 | 2283 | Polo IV Variant (6V5) 5/97-9/01 | 2347 | Caddy IV Alltrack Van (SAA) 5/15-1/70 | 2392 |
| Jetta I (16) 8/78-7/84 | 2284 | Polo V (9N_) 10/01-1/12 | 2348 | Caddy IV Van (SAA, SAH) 5/15-1/70 | 2393 |
| Jetta II (19E, 1G2, 165) 8/83-12/92 | 2285 | Polo V Sedan (9A4, 9A2, 9N2, 9A6) 9/02-1/70 | 2351 | Caddy V Van (SBA, SBH) 9/20-1/70 | 2395 |
| Jetta III (1K2) 8/05-10/10 | 2288 | Polo V Sedan (9N4) 9/02-12/10 | 2352 | Fox Van (5Z1) 4/05-12/11 | 2395 |

| MAKE - MODEL | PAGE | MAKE - MODEL | PAGE | MAKE - MODEL | PAGE |
|---|------|--|------|--------------|------|
| Golf II Van (19E, 1G1) 8/83-7/91 | 2396 | 66 (31, 36) 8/75-8/78 | 2438 | | |
| Golf III Van (1H1) 8/91-12/97 | 2396 | 66 SW (64) 10/75-11/79 | 2438 | | |
| Golf III Van Variant (1H5) 5/93-12/99 | 2397 | 850 (854) 6/91-10/97 | 2438 | | |
| Golf IV Van (1J1) 10/97-5/04 | 2398 | 850 SW (855) 8/92-10/97 | 2439 | | |
| Golf IV Van Variant (1J5) 5/99-6/06 | 2398 | C30 (533) 10/06-12/12 | 2440 | | |
| Golf Plus Van (521) 1/09-8/14 | 2399 | C70 I Cabrio (873) 3/98-10/05 | 2442 | | |
| Golf VI Van (5K1_) 10/08-11/12 | 2400 | C70 I Coupe (872) 3/97-9/02 | 2442 | | |
| Golf VI Van Variant (AJ5) 7/09-5/19 | 2401 | C70 II Cabrio (542) 3/06-6/13 | 2443 | | |
| Golf VII Van (5G1) 8/12-1/70 | 2402 | S40 I (644) 7/95-12/04 | 2444 | | |
| Golf VII Van Variant (BA5) 4/13-3/17 | 2403 | S40 II (544) 1/04-12/12 | 2445 | | |
| Multivan V (7HM, 7HN, 7HF, 7EF, 7EM, 7EN) 4/03-8/15 | 2405 | S60 I (384) 7/00-4/10 | 2447 | | |
| Multivan VI (SGF, SGM, SGN) 4/15-1/70 | 2406 | S60 II (134) 4/10-1/70 | 2450 | | |
| Passat (B3/B4, 315, 3A5) 9/89-12/96 | 2408 | S70 (874) 11/96-11/00 | 2453 | | |
| Polo Van (6R)/ Polo Cityvan 3/09-1/70 | 2408 | S80 I (184) 5/98-7/06 | 2455 | | |
| Polo Van Box body / Van / SW Van (6V5) 5/96-9/01 | 2410 | S80 II (124) 3/06-1/70 | 2457 | | |
| Taro 4/89-3/97 | 2411 | V40 I SW (645) 7/95-6/04 | 2460 | | |
| Transporter I Platform/Chassis (26) 1/50-10/70 | 2411 | V40 II (525) 3/12-1/70 | 2462 | | |
| Transporter II Bus 8/67-12/79 | 2411 | V40 II Cross Country (526) 10/12-8/19 | 2464 | | |
| Transporter II Platform/Chassis 8/68-12/79 | 2412 | V50 (545) 12/03-12/12 | 2466 | | |
| Transporter II Van 8/68-12/79 | 2412 | V60 I (155) 7/10-1/70 | 2469 | | |
| Transporter III Bus/ Caravelle 5/79-7/92 | 2412 | V60 I Cross Country (157) 3/15-5/18 | 2472 | | |
| Transporter III Platform/Chassis 5/79-7/92 | 2414 | V70 I (875, 876) 12/95-12/00 | 2473 | | |
| Transporter III Van 5/79-7/92 | 2415 | V70 II (285) 11/99-12/08 | 2475 | | |
| Transporter IV Bus (70B, 70C, 7DB, 7DK, 70J, 7 9/90-6/03 | 2416 | V70 III (135) 4/07-1/70 | 2478 | | |
| Transporter IV Platform/Chassis (70E, 70L, 70 7/90-4/03 | 2418 | XC60 I (156) 5/08-1/70 | 2481 | | |
| Transporter IV Van (70A, 70H, 7DA, 7DH) 7/90-4/03 | 2419 | XC70 I Cross Country (295) / V70 XC 10/97-8/07 | 2483 | | |
| Transporter V Bus (7HB, 7HJ, 7EB, 7EJ, 7EF, 7EG, 7HF, 7E) 4/03-8/15 | 2421 | XC70 II (136) 4/07-1/70 | 2483 | | |
| Transporter V Platform/Chassis (7JD, 7JE, 7JL, 7JY, 7J 4/03-8/15 | 2423 | XC90 I (275) 6/02-12/14 | 2485 | | |
| Transporter V Van (7HA, 7HH, 7EA, 7EH) 4/03-8/15 | 2425 | | | | |
| Transporter VI Bus (SGB, SGG, SGJ) 4/15-1/70 | 2427 | | | | |
| Transporter VI Platform/Chassis (SFD, SFE, SF 4/15-1/70 | 2428 | | | | |
| Transporter VI Van (SGA, SGH) 4/15-1/70 | 2429 | | | | |
| VOLVO | | VOLVO LCV | | | |
| 340-360 (343, 345) 8/75-7/91 | 2431 | V40 Box body / Hatchback (525) 2/12-1/70 | 2486 | | |
| 340-360 Sedan (344) 8/81-7/91 | 2433 | V60 Box body / Van / SW Van (155) 9/13-1/70 | 2487 | | |
| 440 K (445) 8/88-12/96 | 2434 | V70 Box body / Van / SW Van (135) 9/13-1/70 | 2487 | | |
| 460 L (464) 9/88-7/96 | 2436 | | | | |
| 480 E (482) 4/86-7/96 | 2437 | | | | |

| MAKE - MODEL | PAGE | MAKE - MODEL | PAGE | MAKE - MODEL | PAGE |
|--------------|------|--------------|------|--------------|------|
| | | | | | |

ABARTH

| METELLI ref | Spare Parts | | F/R | L/R | | | ABS | A | B | C | D | E | F | G | H | I | L | M | Fig | NOTE |
|--|-------------|--------|-----|-----|--|--|-----|---|----|----|----|-----|---|---|---|---|---|---|------|------|
| 500 / 595 / 695 (312_) 8/08-1/70 | | | | | | | | | | | | | | | | | | | | |
| 1.4 (312.AXD1A) (99 kW) Eng.312 A1.000 8/08-1/70 | | | | | | | | | | | | | | | | | | | | |
| 19-2536 | | | R | | | | | | 33 | 30 | | 117 | | | | | | | 62 | |
| 19-2974 | | | R | | | | | | 33 | 30 | | 117 | | | | | | | 62 | |
| 19-8127 | | | F | | | | | | | 37 | 72 | | | | | | | | 37 | |
| 1.4 (312.AXF11, 312.AXF1A, 312.AXD1A) (118 kW) Eng.312 A1.000, 312 A3.000, 312 B4.000 8/08-1/70 | | | | | | | | | | | | | | | | | | | | |
| 19-2536 | | | R | | | | | | 33 | 30 | | 117 | | | | | | | 62 | |
| 19-2974 | | 12/09- | R | | | | | | 33 | 30 | | 117 | | | | | | | 62 | |
| 19-8127 | | | F | | | | | | | 37 | 72 | | | | | | | | 37 | |
| 1.4 (312.AXF11, 312AXF1A) (132 kW) Eng.312 A3.000 8/08-1/70 | | | | | | | | | | | | | | | | | | | | |
| 19-2536 | | | R | | | | | | 33 | 30 | | 117 | | | | | | | 62 | |
| 19-8127 | | | F | | | | | | | 37 | 72 | | | | | | | | 37 | |
| 1.4 (312.AXF1A, 312.AXD1A) (103 kW) Eng.312 A3.000 5/10-1/70 | | | | | | | | | | | | | | | | | | | | |
| 19-2536 | | | R | | | | | | 33 | 30 | | 117 | | | | | | | 62 | |
| 19-8127 | | | F | | | | | | | 37 | 72 | | | | | | | | 37 | |
| 1.4 (312.AXT1A) (139 kW) Eng.312 A1.000, 312 A9.000 8/08-1/70 | | | | | | | | | | | | | | | | | | | | |
| 19-2536 | | | R | | | | | | 33 | 30 | | 117 | | | | | | | 62 | |
| 19-8127 | | | F | | | | | | | 37 | 72 | | | | | | | | 37 | |
| 1.4 (312.AXY11, 312.AXY1A) (107 kW) Eng.312 B4.000 5/16-1/70 | | | | | | | | | | | | | | | | | | | | |
| 19-2536 | | | R | | | | | | 33 | 30 | | 117 | | | | | | | 62 | |
| 19-8127 | | | F | | | | | | | 37 | 72 | | | | | | | | 37 | |
| 1.4 (312.AXZ11) (121 kW) Eng.312 B3.000 5/16-1/70 | | | | | | | | | | | | | | | | | | | | |
| 19-2536 | | | R | | | | | | 33 | 30 | | 117 | | | | | | | 62 | |
| 19-8127 | | | F | | | | | | | 37 | 72 | | | | | | | | 37 | |
| 1.4 (312.AYB11, 312.AYB1A) (120 kW) Eng.312 B6.000 6/16-1/70 | | | | | | | | | | | | | | | | | | | | |
| 19-1617 | | | R | | | | | | | 30 | | 117 | | | | | | | 60,6 | -ABS |
| 19-2536 | | | R | | | | | | 33 | 30 | | 117 | | | | | | | 62 | +ABS |

ABARTH

| METELLI ref | Spare Parts | | F/R | L/R | | ABS | A | B | C | D | E | F | G | H | I | L | M | Fig | NOTE |
|---|-------------|--------|-----|-----|--|-----|---|----|----|----|-----|---|---|---|---|------|---|-----|------|
| 19-8127 | | | F | | | | | | 37 | 72 | | | | | | 37 | | | |
| 500C / 595C / 695C (312_) 9/09-1/70 | | | | | | | | | | | | | | | | | | | |
| 1.4 (312.AXD1A) (99 kW) Eng.312 A1.000 5/08-1/70 | | | | | | | | | | | | | | | | | | | |
| 19-1617 | | | R | | | | | | 30 | | 117 | | | | | 60,6 | | | -ABS |
| 19-2536 | | | R | | | | | 33 | 30 | | 117 | | | | | 62 | | | +ABS |
| 19-8127 | | | F | | | | | | 37 | 72 | | | | | | 37 | | | |
| 1.4 (312.AXF11) (132 kW) Eng.312 A3.000 6/10-1/70 | | | | | | | | | | | | | | | | | | | |
| 19-1617 | | | R | | | | | | 30 | | 117 | | | | | 60,6 | | | -ABS |
| 19-2536 | | | R | | | | | 33 | 30 | | 117 | | | | | 62 | | | +ABS |
| 19-8127 | | | F | | | | | | 37 | 72 | | | | | | 37 | | | |
| 1.4 (312.AXF1A, 312.AXD1A) (118 kW) Eng.312 A1.000, 312 A3.000, 312 B4.000 5/11-1/70 | | | | | | | | | | | | | | | | | | | |
| 19-2536 | | | R | | | | | 33 | 30 | | 117 | | | | | 62 | | | |
| 19-8127 | | | F | | | | | | 37 | 72 | | | | | | 37 | | | |
| 1.4 (312.AXF1A, 312AXF11, 312AXD1A) (103 kW) Eng.312 A1.000, 312 A3.000 9/09-1/70 | | | | | | | | | | | | | | | | | | | |
| 19-2536 | | | R | | | | | 33 | 30 | | 117 | | | | | 62 | | | |
| 19-2974 | | 06/10- | R | | | | | 33 | 30 | | 117 | | | | | 62 | | | |
| 19-8127 | | | F | | | | | | 37 | 72 | | | | | | 37 | | | |
| 1.4 (312.AXY1A) (107 kW) Eng.312 B4.000 5/16-1/70 | | | | | | | | | | | | | | | | | | | |
| 19-2536 | | | R | | | | | 33 | 30 | | 117 | | | | | 62 | | | |
| 19-8127 | | | F | | | | | | 37 | 72 | | | | | | 37 | | | |
| 1.4 (312.AXZ1A) (121 kW) Eng.312 B3.000 5/16-1/70 | | | | | | | | | | | | | | | | | | | |
| 19-1617 | | | R | | | | | | 30 | | 117 | | | | | 60,6 | | | -ABS |
| 19-2536 | | | R | | | | | 33 | 30 | | 117 | | | | | 62 | | | +ABS |
| 19-8127 | | | F | | | | | | 37 | 72 | | | | | | 37 | | | |
| Grande Punto (199_) 12/07-12/12 | | | | | | | | | | | | | | | | | | | |
| 1.4 (199.AXN1B) (114 kW) Eng.199 A8.000 7/07-6/10 | | | | | | | | | | | | | | | | | | | |
| 19-2914 | | | R | | | | | | 30 | | 120 | | | | | 63,8 | | | |

ABARTH

| METELLI ref | Spare Parts | | F/R | L/R | | ABS | A | B | C | D | E | F | G | H | I | L | M | Fig | NOTE |
|--|-------------|--|-----|-----|--|-----|---|---|----|----|-----|---|---|---|---|------|---|-----|------|
| 19-8127 | | | F | | | | | | 37 | 72 | | | | | | 37 | | | |
| 1.4 (199.AXX1B) (132 kW) Eng.199 A8.000 5/08-6/10 | | | | | | | | | | | | | | | | | | | |
| 19-2914 | | | R | | | | | | 30 | | 120 | | | | | 63,8 | | | |
| 19-8127 | | | F | | | | | | 37 | 72 | | | | | | 37 | | | |

Punto (199_) 3/12-1/70

1.4 (199.AXX1B) (120 kW) Eng.955 A8.000 3/12-1/70

| | | | | | | | | | | | | | | | | | | | |
|---------|--|--|---|--|--|--|--|--|----|----|-----|--|--|--|--|------|--|--|--|
| 19-2914 | | | R | | | | | | 30 | | 120 | | | | | 63,8 | | | |
| 19-8127 | | | F | | | | | | 37 | 72 | | | | | | 37 | | | |

1.4 (199.AXX1B) (132 kW) Eng.955 A8.000 3/12-1/70

| | | | | | | | | | | | | | | | | | | | |
|---------|--|--|---|--|--|--|--|--|----|----|-----|--|--|--|--|------|--|--|--|
| 19-2914 | | | R | | | | | | 30 | | 120 | | | | | 63,8 | | | |
| 19-8127 | | | F | | | | | | 37 | 72 | | | | | | 37 | | | |

Punto Evo (199_) 7/08-2/12

1.4 (199.AXX1B) (120 kW) Eng.955 A8.000 10/09-2/12

| | | | | | | | | | | | | | | | | | | | |
|---------|--|--|---|--|--|--|--|--|----|----|-----|--|--|--|--|------|--|--|--|
| 19-2914 | | | R | | | | | | 30 | | 120 | | | | | 63,8 | | | |
| 19-8127 | | | F | | | | | | 37 | 72 | | | | | | 37 | | | |

1.4 (199.AXX1B) (132 kW) Eng.955 A8.000 7/08-2/12

| | | | | | | | | | | | | | | | | | | | |
|---------|--|--|---|--|--|--|--|--|----|----|-----|--|--|--|--|------|--|--|--|
| 19-2914 | | | R | | | | | | 30 | | 120 | | | | | 63,8 | | | |
| 19-8127 | | | F | | | | | | 37 | 72 | | | | | | 37 | | | |

ALFA ROMEO

145 (930_) 7/94-1/01

1.4 i.e. (930.A3) (66 kW) Eng.AR 33501 7/94-12/96

| | | | | | | | | | | | | | | | | | | | |
|---------|--|--------|---|--|--|----|--|--|----|----|-----|--|--|--|--|------|--|--|--------|
| 19-1575 | | | F | | | | | | 37 | 72 | | | | | | 37 | | | +/-ABS |
| 19-1617 | | | R | | | | | | 30 | | 117 | | | | | 60,6 | | | -ABS |
| 19-1618 | | 02/96- | R | | | 44 | | | 30 | | 117 | | | | | 61 | | | +ABS |

ALFA ROMEO

| METELLI ref | Spare Parts | | F/R | L/R | | | ABS | A | B | C | D | E | F | G | H | I | L | M | Fig | NOTE |
|---|-------------|--------|-----|-----|--|--|-----|---|----|----|----|-----|---|---|---|---|---|------|-----|--------|
| 1.4 i.e. 16V T.S. (930.A3A) (76 kW) Eng.AR 33503 (12.96-), AR 38501 (12.96-) 12/96-1/01 | | | | | | | | | | | | | | | | | | | | |
| 19-1575 | | -10/98 | F | | | | | | | 37 | 72 | | | | | | | 37 | | +/-ABS |
| 19-1617 | | | R | | | | | | | 30 | | 117 | | | | | | 60,6 | | -ABS |
| 19-1618 | | -10/98 | R | | | | 44 | | | 30 | | 117 | | | | | | 61 | | +ABS |
| 19-2536 | | 10/98- | R | | | | | | 33 | 30 | | 117 | | | | | | 62 | | +ABS |
| 19-8127 | | | F | | | | | | | 37 | 72 | | | | | | | 37 | | |
| 1.6 16V T.S. (930.A2C) (82 kW) Eng.AR 32102 9/97-12/00 | | | | | | | | | | | | | | | | | | | | |
| 19-1575 | | -10/98 | F | | | | | | | 37 | 72 | | | | | | | 37 | | +/-ABS |
| 19-1617 | | | R | | | | | | | 30 | | 117 | | | | | | 60,6 | | -ABS |
| 19-1618 | | -10/98 | R | | | | 44 | | | 30 | | 117 | | | | | | 61 | | +ABS |
| 19-2536 | | 10/98- | R | | | | | | 33 | 30 | | 117 | | | | | | 62 | | +ABS |
| 19-8127 | | | F | | | | | | | 37 | 72 | | | | | | | 37 | | |
| 1.6 i.e. (930.A2) (76 kW) Eng.AR 33201 10/94-12/96 | | | | | | | | | | | | | | | | | | | | |
| 19-1575 | | | F | | | | | | | 37 | 72 | | | | | | | 37 | | +/-ABS |
| 19-1617 | | | R | | | | | | | 30 | | 117 | | | | | | 60,6 | | -ABS |
| 19-1618 | | 02/96- | R | | | | 44 | | | 30 | | 117 | | | | | | 61 | | +ABS |
| 1.6 i.e. 16V T.S. (930.A2) (88 kW) Eng.AR 38201 (12.96-), AR 67601 12/96-1/01 | | | | | | | | | | | | | | | | | | | | |
| 19-1575 | | -10/98 | F | | | | | | | 37 | 72 | | | | | | | 37 | | +/-ABS |
| 19-1617 | | | R | | | | | | | 30 | | 117 | | | | | | 60,6 | | -ABS |
| 19-1618 | | -10/98 | R | | | | 44 | | | 30 | | 117 | | | | | | 61 | | +ABS |
| 19-2536 | | 10/98- | R | | | | | | 33 | 30 | | 117 | | | | | | 62 | | +ABS |
| 19-8127 | | | F | | | | | | | 37 | 72 | | | | | | | 37 | | |
| 1.7 i.e. 16V (930.A1) (95 kW) Eng.AR 33401 10/94-12/96 | | | | | | | | | | | | | | | | | | | | |
| 19-1575 | | | F | | | | | | | 37 | 72 | | | | | | | 37 | | +/-ABS |
| 19-1617 | | | R | | | | | | | 30 | | 117 | | | | | | 60,6 | | -ABS |
| 19-1618 | | 02/96- | R | | | | 44 | | | 30 | | 117 | | | | | | 61 | | +ABS |
| 1.8 i.e. 16V (930.A1A) (106 kW) Eng.AR 32201 (03.98-) 3/98-1/01 | | | | | | | | | | | | | | | | | | | | |
| 19-1575 | | -10/98 | F | | | | | | | 37 | 72 | | | | | | | 37 | | +/-ABS |
| 19-1617 | | | R | | | | | | | 30 | | 117 | | | | | | 60,6 | | -ABS |

ALFA ROMEO

| METELLI ref | Spare Parts | | F/R | L/R | | ABS | A | B | C | D | E | F | G | H | I | L | M | Fig | NOTE |
|--|-------------|-------------|-----|-----|--|-----|---|----|----|----|-----|---|---|---|---|------|---|-----|--------|
| 19-1618 | | -10/98 | R | | | 44 | | | 30 | | 117 | | | | | 61 | | | +ABS |
| 19-2536 | | 10/98- | R | | | | | 33 | 30 | | 117 | | | | | 62 | | | +ABS |
| 19-8127 | | | F | | | | | | 37 | 72 | | | | | | 37 | | | |
| 1.8 i.e. 16V T.S. (930.A1A) (103 kW) Eng.AR 38401, AR 67106, AR 67199 12/96-12/98 | | | | | | | | | | | | | | | | | | | |
| 19-1575 | | -10/98 | F | | | | | | 37 | 72 | | | | | | 37 | | | +/-ABS |
| 19-1617 | | | R | | | | | | 30 | | 117 | | | | | 60,6 | | | -ABS |
| 19-1618 | | -10/98 | R | | | 44 | | | 30 | | 117 | | | | | 61 | | | +ABS |
| 19-2536 | | 10/98- | R | | | | | 33 | 30 | | 117 | | | | | 62 | | | +ABS |
| 19-8127 | | | F | | | | | | 37 | 72 | | | | | | 37 | | | |
| 1.9 JTD (930.A4B) (77 kW) Eng.AR 32302 (02.99-.) 2/99-1/01 | | | | | | | | | | | | | | | | | | | |
| 19-1548 | | | F | | | | | | 42 | 80 | | | | | | 37 | | | -ABS |
| 19-1580 | | | F | | | | | | 42 | 80 | | | | | | 37 | | | +ABS |
| 19-1617 | | | R | | | | | | 30 | | 117 | | | | | 60,6 | | | -ABS |
| 19-2536 | | | R | | | | | 33 | 30 | | 117 | | | | | 62 | | | +ABS |
| 1.9 TD (930.A4) (66 kW) Eng.AR 33601, AR 67501 10/94-2/99 | | | | | | | | | | | | | | | | | | | |
| 19-1575 | | -10/98 | F | | | | | | 37 | 72 | | | | | | 37 | | | +/-ABS |
| 19-1617 | | | R | | | | | | 30 | | 117 | | | | | 60,6 | | | -ABS |
| 19-1618 | | 02/96-10/98 | R | | | 44 | | | 30 | | 117 | | | | | 61 | | | +ABS |
| 19-2536 | | 10/98- | R | | | | | 33 | 30 | | 117 | | | | | 62 | | | +ABS |
| 19-8127 | | | F | | | | | | 37 | 72 | | | | | | 37 | | | |
| 2.0 16V (930.A5) (114 kW) Eng.AR 32301 (03.98-.) 3/98-1/01 | | | | | | | | | | | | | | | | | | | |
| 19-1575 | | -10/98 | F | | | | | | 37 | 72 | | | | | | 37 | | | +ABS |
| 19-1617 | | 10/98- | R | | | | | | 30 | | 117 | | | | | 60,6 | | | +ABS |
| 19-1618 | | | R | | | 44 | | | 30 | | 117 | | | | | 61 | | | -ABS |
| 19-2536 | | | R | | | | | 33 | 30 | | 117 | | | | | 62 | | | |
| 19-8127 | | -10/98 | F | | | | | | 37 | 72 | | | | | | 37 | | | +/-ABS |
| 2.0 16V T.S. (930.A5) (110 kW) Eng.AR 67204 10/95-1/01 | | | | | | | | | | | | | | | | | | | |
| 19-1575 | | -10/98 | F | | | | | | 37 | 72 | | | | | | 37 | | | +/-ABS |
| 19-1617 | | | R | | | | | | 30 | | 117 | | | | | 60,6 | | | -ABS |

ALFA ROMEO

| METELLI ref | Spare Parts | | F/R | L/R | | ABS | A | B | C | D | E | F | G | H | I | L | M | Fig | NOTE |
|-------------|-------------|-------------|-----|-----|--|-----|---|----|----|----|-----|---|---|---|---|----|---|-----|------|
| 19-1618 | | 02/96-10/98 | R | | | 44 | | | 30 | | 117 | | | | | 61 | | | +ABS |
| 19-2536 | | 10/98- | R | | | | | 33 | 30 | | 117 | | | | | 62 | | | +ABS |
| 19-8127 | | | F | | | | | | 37 | 72 | | | | | | 37 | | | |

146 (930_) 7/94-10/01

1.4 i.e. (930.B3) (66 kW) Eng.AR 33501 12/94-12/96

| | | | | | | | | | | | | | | | | | | | |
|---------|--|--------|---|--|--|----|--|--|----|----|-----|--|--|--|--|------|--|--|--------|
| 19-1575 | | | F | | | | | | 37 | 72 | | | | | | 37 | | | +/-ABS |
| 19-1617 | | | R | | | | | | 30 | | 117 | | | | | 60,6 | | | -ABS |
| 19-1618 | | 02/96- | R | | | 44 | | | 30 | | 117 | | | | | 61 | | | +ABS |

1.4 i.e. 16V T.S. (930.B3A) (76 kW) Eng.AR 33503 (11.96-), AR 38501 (12.96-) 11/96-1/01

| | | | | | | | | | | | | | | | | | | | |
|---------|--|--------|---|--|--|----|--|----|----|----|-----|--|--|--|--|------|--|--|--------|
| 19-1575 | | -10/98 | F | | | | | | 37 | 72 | | | | | | 37 | | | +/-ABS |
| 19-1617 | | | R | | | | | | 30 | | 117 | | | | | 60,6 | | | -ABS |
| 19-1618 | | -10/98 | R | | | 44 | | | 30 | | 117 | | | | | 61 | | | +ABS |
| 19-2536 | | 10/98- | R | | | | | 33 | 30 | | 117 | | | | | 62 | | | +ABS |
| 19-8127 | | | F | | | | | | 37 | 72 | | | | | | 37 | | | |

1.6 16V T.S. (930.B2C) (82 kW) Eng.AR 32102 9/97-12/00

| | | | | | | | | | | | | | | | | | | | |
|---------|--|--------|---|--|--|----|--|----|----|----|-----|--|--|--|--|------|--|--|--------|
| 19-1575 | | -10/98 | F | | | | | | 37 | 72 | | | | | | 37 | | | +/-ABS |
| 19-1617 | | | R | | | | | | 30 | | 117 | | | | | 60,6 | | | -ABS |
| 19-1618 | | -10/98 | R | | | 44 | | | 30 | | 117 | | | | | 61 | | | +ABS |
| 19-2536 | | 10/98- | R | | | | | 33 | 30 | | 117 | | | | | 62 | | | +ABS |
| 19-8127 | | | F | | | | | | 37 | 72 | | | | | | 37 | | | |

1.6 i.e. (930.B2) (76 kW) Eng.AR 33201 12/94-12/96

| | | | | | | | | | | | | | | | | | | | |
|---------|--|--------|---|--|--|----|--|--|----|----|-----|--|--|--|--|------|--|--|--------|
| 19-1575 | | | F | | | | | | 37 | 72 | | | | | | 37 | | | +/-ABS |
| 19-1617 | | | R | | | | | | 30 | | 117 | | | | | 60,6 | | | -ABS |
| 19-1618 | | 02/96- | R | | | 44 | | | 30 | | 117 | | | | | 61 | | | +ABS |

1.6 i.e. 16V T.S. (930.B2B, 930.B2C) (88 kW) Eng.AR 38201 (11.96-), AR 67601 11/96-10/01

| | | | | | | | | | | | | | | | | | | | |
|---------|--|--------|---|--|--|----|--|--|----|----|-----|--|--|--|--|------|--|--|--------|
| 19-1575 | | -10/98 | F | | | | | | 37 | 72 | | | | | | 37 | | | +/-ABS |
| 19-1617 | | | R | | | | | | 30 | | 117 | | | | | 60,6 | | | -ABS |
| 19-1618 | | -10/98 | R | | | 44 | | | 30 | | 117 | | | | | 61 | | | +ABS |

ALFA ROMEO

| METELLI ref | Spare Parts | | F/R | L/R | | ABS | A | B | C | D | E | F | G | H | I | L | M | Fig | NOTE |
|---|-------------|-------------|-----|-----|--|-----|---|----|----|----|-----|---|---|---|---|------|---|-----|--------|
| 19-2536 | | 10/98- | R | | | | | 33 | 30 | | 117 | | | | | 62 | | | +ABS |
| 19-8127 | | | F | | | | | | 37 | 72 | | | | | | 37 | | | |
| 1.7 i.e. 16V (930.B1) (95 kW) Eng.AR 33401 12/94-12/96 | | | | | | | | | | | | | | | | | | | |
| 19-1575 | | | F | | | | | | 37 | 72 | | | | | | 37 | | | +/-ABS |
| 19-1617 | | | R | | | | | | 30 | | 117 | | | | | 60,6 | | | -ABS |
| 19-1618 | | 02/96- | R | | | 44 | | | 30 | | 117 | | | | | 61 | | | +ABS |
| 1.8 i.e. 16V T.S. (930.B1A) (103 kW) Eng.AR 38401, AR 67106 11/96-1/01 | | | | | | | | | | | | | | | | | | | |
| 19-1575 | | -10/98 | F | | | | | | 37 | 72 | | | | | | 37 | | | +/-ABS |
| 19-1617 | | | R | | | | | | 30 | | 117 | | | | | 60,6 | | | -ABS |
| 19-1618 | | -10/98 | R | | | 44 | | | 30 | | 117 | | | | | 61 | | | +ABS |
| 19-2536 | | 10/98- | R | | | | | 33 | 30 | | 117 | | | | | 62 | | | +ABS |
| 19-8127 | | | F | | | | | | 37 | 72 | | | | | | 37 | | | |
| 1.8 i.e. 16V T.S. (930.B1A) (106 kW) Eng.AR 32201 (03.98-) 3/98-1/01 | | | | | | | | | | | | | | | | | | | |
| 19-1575 | | -10/98 | F | | | | | | 37 | 72 | | | | | | 37 | | | +/-ABS |
| 19-1617 | | | R | | | | | | 30 | | 117 | | | | | 60,6 | | | -ABS |
| 19-1618 | | -10/98 | R | | | 44 | | | 30 | | 117 | | | | | 61 | | | +ABS |
| 19-2536 | | 10/98- | R | | | | | 33 | 30 | | 117 | | | | | 62 | | | +ABS |
| 19-8127 | | | F | | | | | | 37 | 72 | | | | | | 37 | | | |
| 1.9 JTD (930.B4B) (77 kW) Eng.AR 32302 (02.99-) 2/99-1/01 | | | | | | | | | | | | | | | | | | | |
| 19-1548 | | | F | | | | | | 42 | 80 | | | | | | 37 | | | -ABS |
| 19-1580 | | | F | | | | | | 42 | 80 | | | | | | 37 | | | +ABS |
| 19-1617 | | | R | | | | | | 30 | | 117 | | | | | 60,6 | | | -ABS |
| 19-2536 | | | R | | | | | 33 | 30 | | 117 | | | | | 62 | | | +ABS |
| 1.9 TD (930.B4A) (66 kW) Eng.AR 33601, AR 67501 12/94-2/99 | | | | | | | | | | | | | | | | | | | |
| 19-1575 | | -10/98 | F | | | | | | 37 | 72 | | | | | | 37 | | | +/-ABS |
| 19-1617 | | | R | | | | | | 30 | | 117 | | | | | 60,6 | | | -ABS |
| 19-1618 | | 02/96-10/98 | R | | | 44 | | | 30 | | 117 | | | | | 61 | | | +ABS |
| 19-2536 | | 10/98- | R | | | | | 33 | 30 | | 117 | | | | | 62 | | | +ABS |
| 19-8127 | | | F | | | | | | 37 | 72 | | | | | | 37 | | | |

ALFA ROMEO

| METELLI ref | Spare Parts | | F/R | L/R | | | ABS | A | B | C | D | E | F | G | H | I | L | M | Fig | NOTE |
|---|-------------|-------------|-----|-----|--|--|-----|---|----|----|-------|-------|---|---|---|---|---|------|-----|--------|
| 2.0 16V (930.B5) (114 kW) Eng.AR 32301 (03.98-.) 3/97-10/01 | | | | | | | | | | | | | | | | | | | | |
| 19-1575 | | -10/98 | F | | | | | | | 37 | 72 | | | | | | | 37 | | +/-ABS |
| 19-1617 | | | R | | | | | | | 30 | | 117 | | | | | | 60,6 | | -ABS |
| 19-1618 | | -10/98 | R | | | | 44 | | | 30 | | 117 | | | | | | 61 | | +ABS |
| 19-2536 | | 10/98- | R | | | | | | 33 | 30 | | 117 | | | | | | 62 | | +ABS |
| 19-8127 | | | F | | | | | | | 37 | 72 | | | | | | | 37 | | |
| 2.0 16V T.S. (930.B5) (110 kW) Eng.AR 67204 10/95-1/01 | | | | | | | | | | | | | | | | | | | | |
| 19-1575 | | 10/98- | F | | | | | | | 37 | 72 | | | | | | | 37 | | +ABS |
| 19-1617 | | -01/96 | R | | | | | | | 30 | | 117 | | | | | | 60,6 | | +ABS |
| 19-1618 | | | R | | | | 44 | | | 30 | | 117 | | | | | | 61 | | |
| 19-2536 | | 02/96-10/98 | R | | | | | | 33 | 30 | | 117 | | | | | | 62 | | +ABS |
| 19-8127 | | | F | | | | | | | 37 | 72 | | | | | | | 37 | | -ABS |
| 147 (937_) 10/00-3/10 | | | | | | | | | | | | | | | | | | | | |
| 1.6 16V T.SPARK (937.AXA1A, 937.AXB1A, 937.BXB1A) (88 kW) Eng.AR 32104 1/01-3/10 | | | | | | | | | | | | | | | | | | | | |
| 19-1568 | | | F | | | | | | | 37 | 84,2 | 125,5 | | | | | | 37 | | |
| 19-2533 | | -10/04 | R | | | | | | 36 | 35 | 116,2 | 116 | | | | | | 63,1 | | |
| 19-2761 | | 10/04- | R | | | | | | | 30 | | 117 | | | | | | 61,6 | | |
| 1.6 16V T.SPARK ECO (937.AXA1A, 937.BXA1A) (77 kW) Eng.AR 37203 (01.01-.) 1/01-3/10 | | | | | | | | | | | | | | | | | | | | |
| 19-1568 | | | F | | | | | | | 37 | 84,2 | 125,5 | | | | | | 37 | | |
| 19-2533 | | -10/04 | R | | | | | | 36 | 35 | 116,2 | 116 | | | | | | 63,1 | | |
| 19-2761 | | 10/04- | R | | | | | | | 30 | | 117 | | | | | | 61,6 | | |
| 1.6 LPG (937AXA1A) (77 kW) Eng.AR 37203 1/09-3/10 | | | | | | | | | | | | | | | | | | | | |
| 19-1568 | | | F | | | | | | | 37 | 84,2 | 125,5 | | | | | | 37 | | |
| 19-2761 | | | R | | | | | | | 30 | | 117 | | | | | | 61,6 | | |
| 1.6 LPG (937BXB1A) (88 kW) Eng.AR 32104 3/01-12/09 | | | | | | | | | | | | | | | | | | | | |
| 19-1568 | | | F | | | | | | | 37 | 84,2 | 125,5 | | | | | | 37 | | |
| 19-2533 | | -10/04 | R | | | | | | 36 | 35 | 116,2 | 116 | | | | | | 63,1 | | |
| 19-2761 | | 10/04- | R | | | | | | | 30 | | 117 | | | | | | 61,6 | | |

ALFA ROMEO

| METELLI ref | Spare Parts | | F/R | L/R | | | ABS | A | B | C | D | E | F | G | H | I | L | M | Fig | NOTE |
|--|-------------|--------|-----|-----|--|--|-----|---|----|----|-------|-------|---|---|---|---|---|---|------|------|
| 1.9 JTDM 8V (937.AXD1A, 937.AXU1A, 937.BXU1A) (88 kW) Eng.937 A3.000 7/05-3/10 | | | | | | | | | | | | | | | | | | | | |
| 19-1568 | | | F | | | | | | | 37 | 84,2 | 125,5 | | | | | | | 37 | |
| 19-2761 | | | R | | | | | | | 30 | | 117 | | | | | | | 61,6 | |
| 2.0 16V T.SPARK (937.AXA1, 937.AXC1, 937.BXC1) (110 kW) Eng.AR 32310 1/01-3/10 | | | | | | | | | | | | | | | | | | | | |
| 19-1568 | | | F | | | | | | | 37 | 84,2 | 125,5 | | | | | | | 37 | |
| 19-2533 | | -10/04 | R | | | | | | 36 | 35 | 116,2 | 116 | | | | | | | 63,1 | |
| 19-2761 | | 10/04- | R | | | | | | | 30 | | 117 | | | | | | | 61,6 | |
| 3.2 GTA (937.AXL1) (184 kW) Eng.932 A.000 2/03-3/10 | | | | | | | | | | | | | | | | | | | | |
| 19-1564 | | | F | | | | | | | 42 | 83,4 | 125,5 | | | | | | | 37,5 | |
| 19-2533 | | -10/04 | R | | | | | | 36 | 35 | 116,2 | 116 | | | | | | | 63,1 | |
| 19-2761 | | 10/04- | R | | | | | | | 30 | | 117 | | | | | | | 61,6 | |
| 155 (167_) 1/92-12/97 | | | | | | | | | | | | | | | | | | | | |
| 1.6 16V T.S. (167.A6A) (88 kW) Eng.AR 67601 5/96-12/97 | | | | | | | | | | | | | | | | | | | | |
| 19-1575 | | | F | | | | | | | 37 | 72 | | | | | | | | 37 | |
| 19-1617 | | | R | | | | | | | 30 | | 117 | | | | | | | 60,6 | -ABS |
| 1.7 T.S. (167.A4D, 167.A4H) (85 kW) Eng.AR 67105 4/93-4/96 | | | | | | | | | | | | | | | | | | | | |
| 19-1575 | | | F | | | | | | | 37 | 72 | | | | | | | | 37 | |
| 19-1617 | | | R | | | | | | | 30 | | 117 | | | | | | | 60,6 | -ABS |
| 1.7 T.S. (167.A4G) (83 kW) Eng.AR 67103 4/93-4/96 | | | | | | | | | | | | | | | | | | | | |
| 19-1575 | | | F | | | | | | | 37 | 72 | | | | | | | | 37 | |
| 19-1617 | | | R | | | | | | | 30 | | 117 | | | | | | | 60,6 | -ABS |
| 1.7 T.S. 16V (167.A4N) (103 kW) Eng.AR 67106 5/96-12/97 | | | | | | | | | | | | | | | | | | | | |
| 19-1575 | | | F | | | | | | | 37 | 72 | | | | | | | | 37 | |
| 19-1617 | | | R | | | | | | | 30 | | 117 | | | | | | | 60,6 | -ABS |
| 1.8 T.S. (167.A4A, 167.A4C, 167.A4E) (95 kW) Eng.AR 67101 2/92-5/94 | | | | | | | | | | | | | | | | | | | | |
| 19-1575 | | | F | | | | | | | 37 | 72 | | | | | | | | 37 | |
| 19-1617 | | | R | | | | | | | 30 | | 117 | | | | | | | 60,6 | -ABS |

ALFA ROMEO

| METELLI ref | Spare Parts | | F/R | L/R | | | ABS | A | B | C | D | E | F | G | H | I | L | M | Fig | NOTE |
|--|-------------|--|-----|-----|--|--|-----|---|---|----|----|-----|---|---|---|---|---|------|-----|------|
| 1.8 T.S. (167.A4C, 167.A) (77 kW) Eng.AR 67402 2/92-12/97 | | | | | | | | | | | | | | | | | | | | |
| 19-1575 | | | F | | | | | | | 37 | 72 | | | | | | | 37 | | |
| 19-1617 | | | R | | | | | | | 30 | | 117 | | | | | | 60,6 | | -ABS |
| 1.8 T.S. Sport (167.A4A, 167.A4C, 167.A4E) (93 kW) Eng.AR 67101, AR 67102 3/92-12/96 | | | | | | | | | | | | | | | | | | | | |
| 19-1575 | | | F | | | | | | | 37 | 72 | | | | | | | 37 | | |
| 19-1617 | | | R | | | | | | | 30 | | 117 | | | | | | 60,6 | | -ABS |
| 1.9 TD (167.A3B, 167.A3) (66 kW) Eng.AR 67501 4/93-12/97 | | | | | | | | | | | | | | | | | | | | |
| 19-1575 | | | F | | | | | | | 37 | 72 | | | | | | | 37 | | |
| 19-1617 | | | R | | | | | | | 30 | | 117 | | | | | | 60,6 | | -ABS |
| 2.0 16V Turbo Q4 (167.A2B, 167.A2C, 167.A2E) (137 kW) Eng.AR 67203 1/92-12/97 | | | | | | | | | | | | | | | | | | | | |
| 19-1548 | | | F | | | | | | | 42 | 80 | | | | | | | 37 | | |
| 19-2239 | | | R | | | | | | | 37 | 72 | | | | | | | 37 | | |
| 2.0 16V Turbo Q4 (167.A2B, 167.A2C, 167.A2E) (140 kW) Eng.AR 67203 3/92-12/97 | | | | | | | | | | | | | | | | | | | | |
| 19-1548 | | | F | | | | | | | 42 | 80 | | | | | | | 37 | | |
| 2.0 T.S. (167.A2A, 167.A2D) (104 kW) Eng.AR 67201, AR 67202 2/92-5/95 | | | | | | | | | | | | | | | | | | | | |
| 19-1575 | | | F | | | | | | | 37 | 72 | | | | | | | 37 | | |
| 19-1617 | | | R | | | | | | | 30 | | 117 | | | | | | 60,6 | | -ABS |
| 2.0 T.S. (167.A2D) (106 kW) Eng.AR 67201, AR 67202 2/92-1/95 | | | | | | | | | | | | | | | | | | | | |
| 19-1575 | | | F | | | | | | | 37 | 72 | | | | | | | 37 | | |
| 19-1617 | | | R | | | | | | | 30 | | 117 | | | | | | 60,6 | | -ABS |
| 2.0 T.S. 16V (167.A2G) (110 kW) Eng.AR 67204, AR 67299 3/95-12/97 | | | | | | | | | | | | | | | | | | | | |
| 19-1575 | | | F | | | | | | | 37 | 72 | | | | | | | 37 | | |
| 19-1617 | | | R | | | | | | | 30 | | 117 | | | | | | 60,6 | | -ABS |
| 2.5 TD (167.A1A, 167.A1G) (92 kW) Eng.VM 07 B (-03.95), VM 31 B (04.95-) 4/93-12/97 | | | | | | | | | | | | | | | | | | | | |
| 19-1548 | | | F | | | | | | | 42 | 80 | | | | | | | 37 | | |
| 19-1617 | | | R | | | | | | | 30 | | 117 | | | | | | 60,6 | | -ABS |
| 2.5 V6 (167.A1C, 167.A1) (121 kW) Eng.AR 67301 3/92-5/95 | | | | | | | | | | | | | | | | | | | | |
| 19-1548 | | | F | | | | | | | 42 | 80 | | | | | | | 37 | | |
| 19-1617 | | | R | | | | | | | 30 | | 117 | | | | | | 60,6 | | -ABS |

ALFA ROMEO

| METELLI ref | Spare Parts | | F/R | L/R | | | ABS | A | B | C | D | E | F | G | H | I | L | M | Fig | NOTE |
|--|-------------|--------|-----|-----|--|--|-----|---|----|----|-------|-------|---|---|---|---|---|---|------|------|
| 2.5 V6 (167.A1C, 167.A1E) (120 kW) Eng.AR 67302 (10.92-03.95), AR 67303 (04.95-.) 9/92-12/97 | | | | | | | | | | | | | | | | | | | | |
| 19-1548 | | | F | | | | | | | 42 | 80 | | | | | | | | 37 | |
| 19-1617 | | | R | | | | | | | 30 | | 117 | | | | | | | 60,6 | -ABS |
| 156 (932_) 9/97-9/05 | | | | | | | | | | | | | | | | | | | | |
| 1.6 16V T.SPARK (932.A4, 932.A4100) (88 kW) Eng.AR 32102 (-.09.00), AR 32103 (09.00-.), AR 32104 (9/97-9/05 | | | | | | | | | | | | | | | | | | | | |
| 19-1564 | | | F | | | | | | | 42 | 83,4 | 125,5 | | | | | | | 37,5 | |
| 19-2533 | | -10/04 | R | | | | | | 36 | 35 | 116,2 | 116 | | | | | | | 63,1 | |
| 19-2761 | | 10/04- | R | | | | | | | 30 | | 117 | | | | | | | 61,6 | |
| 1.6 16V T.SPARK (932A4) (82 kW) Eng.AR 32102 9/97-9/05 | | | | | | | | | | | | | | | | | | | | |
| 19-1564 | | | F | | | | | | | 42 | 83,4 | 125,5 | | | | | | | 37,5 | |
| 19-2533 | | -10/04 | R | | | | | | 36 | 35 | 116,2 | 116 | | | | | | | 63,1 | |
| 19-2761 | | 10/04- | R | | | | | | | 30 | | 117 | | | | | | | 61,6 | |
| 1.8 16V T.SPARK (932.A3) (106 kW) Eng.AR 32201 (09.97-.) 9/97-10/00 | | | | | | | | | | | | | | | | | | | | |
| 19-1564 | | | F | | | | | | | 42 | 83,4 | 125,5 | | | | | | | 37,5 | |
| 19-2533 | | | R | | | | | | 36 | 35 | 116,2 | 116 | | | | | | | 63,1 | |
| 1.8 16V T.SPARK (932.A3100) (103 kW) Eng.AR 32205 9/97-9/05 | | | | | | | | | | | | | | | | | | | | |
| 19-1564 | | | F | | | | | | | 42 | 83,4 | 125,5 | | | | | | | 37,5 | |
| 19-2533 | | -10/04 | R | | | | | | 36 | 35 | 116,2 | 116 | | | | | | | 63,1 | |
| 19-2761 | | 10/04- | R | | | | | | | 30 | | 117 | | | | | | | 61,6 | |
| 1.9 JTD (93 kW) Eng.937 A4.000 11/03-9/05 | | | | | | | | | | | | | | | | | | | | |
| 19-1564 | | | F | | | | | | | 42 | 83,4 | 125,5 | | | | | | | 37,5 | |
| 19-2533 | | -10/04 | R | | | | | | 36 | 35 | 116,2 | 116 | | | | | | | 63,1 | |
| 1.9 JTD (100 kW) Eng.192 B1.000 11/02-11/04 | | | | | | | | | | | | | | | | | | | | |
| 19-1564 | | | F | | | | | | | 42 | 83,4 | 125,5 | | | | | | | 37,5 | |
| 19-2533 | | -10/04 | R | | | | | | 36 | 35 | 116,2 | 116 | | | | | | | 63,1 | |
| 1.9 JTD (932.A2B00, 932.A2C00) (85 kW) Eng.937 A2.000 5/01-9/05 | | | | | | | | | | | | | | | | | | | | |
| 19-1564 | | | F | | | | | | | 42 | 83,4 | 125,5 | | | | | | | 37,5 | |
| 19-2533 | | -10/04 | R | | | | | | 36 | 35 | 116,2 | 116 | | | | | | | 63,1 | |

ALFA ROMEO

| METELLI ref | Spare Parts | | F/R | L/R | | ABS | A | B | C | D | E | F | G | H | I | L | M | Fig | NOTE |
|--|-------------|--------|-----|-----|--|-----|---|----|----|-------|-------|---|---|---|---|------|---|-----|------|
| 19-2761 | | 10/04- | R | | | | | | 30 | | 117 | | | | | 61,6 | | | |
| 1.9 JTD (932.A2B00) (81 kW) Eng.AR 37101 (01.01.-) 10/00-5/01 | | | | | | | | | | | | | | | | | | | |
| 19-1564 | | | F | | | | | | 42 | 83,4 | 125,5 | | | | | 37,5 | | | |
| 19-2533 | | | R | | | | | 36 | 35 | 116,2 | 116 | | | | | 63,1 | | | |
| 1.9 JTD (932.AXN00, 932.BXE00) (110 kW) Eng.937 A5.000 7/04-9/05 | | | | | | | | | | | | | | | | | | | |
| 19-1564 | | | F | | | | | | 42 | 83,4 | 125,5 | | | | | 37,5 | | | |
| 19-2533 | | -10/04 | R | | | | | 36 | 35 | 116,2 | 116 | | | | | 63,1 | | | |
| 1.9 JTD (932B2) (77 kW) Eng.AR 32302 (09.97.-) 9/97-10/00 | | | | | | | | | | | | | | | | | | | |
| 19-1564 | | | F | | | | | | 42 | 83,4 | 125,5 | | | | | 37,5 | | | |
| 19-2533 | | | R | | | | | 36 | 35 | 116,2 | 116 | | | | | 63,1 | | | |
| 1.9 JTD 16V (103 kW) Eng.192 A5.000 11/02-9/05 | | | | | | | | | | | | | | | | | | | |
| 19-1564 | | | F | | | | | | 42 | 83,4 | 125,5 | | | | | 37,5 | | | |
| 19-2533 | | -10/04 | R | | | | | 36 | 35 | 116,2 | 116 | | | | | 63,1 | | | |
| 19-2761 | | 10/04- | R | | | | | | 30 | | 117 | | | | | 61,6 | | | |
| 2.0 16V T.SPARK (932A2) (114 kW) Eng.AR 32301 (09.97.-), AR 32310 9/97-6/02 | | | | | | | | | | | | | | | | | | | |
| 19-1564 | | | F | | | | | | 42 | 83,4 | 125,5 | | | | | 37,5 | | | |
| 19-2533 | | | R | | | | | 36 | 35 | 116,2 | 116 | | | | | 63,1 | | | |
| 2.0 16V T.SPARK (932A21__) (110 kW) Eng.AR 32310 10/00-3/02 | | | | | | | | | | | | | | | | | | | |
| 19-1564 | | | F | | | | | | 42 | 83,4 | 125,5 | | | | | 37,5 | | | |
| 19-2533 | | | R | | | | | 36 | 35 | 116,2 | 116 | | | | | 63,1 | | | |
| 2.0 JTS (119 kW) Eng.932 A2.000 3/01-9/05 | | | | | | | | | | | | | | | | | | | |
| 19-1564 | | | F | | | | | | 42 | 83,4 | 125,5 | | | | | 37,5 | | | |
| 19-2533 | | | R | | | | | 36 | 35 | 116,2 | 116 | | | | | 63,1 | | | |
| 2.0 JTS (932AXA) (122 kW) Eng.937 A1.000 3/02-9/05 | | | | | | | | | | | | | | | | | | | |
| 19-1564 | | | F | | | | | | 42 | 83,4 | 125,5 | | | | | 37,5 | | | |
| 19-2533 | | -10/04 | R | | | | | 36 | 35 | 116,2 | 116 | | | | | 63,1 | | | |
| 19-2761 | | 10/04- | R | | | | | | 30 | | 117 | | | | | 61,6 | | | |
| 2.4 JTD (120 kW) Eng.841 M.000, 841 N.000 6/03-9/05 | | | | | | | | | | | | | | | | | | | |
| 19-1564 | | | F | | | | | | 42 | 83,4 | 125,5 | | | | | 37,5 | | | |

ALFA ROMEO

| METELLI ref | Spare Parts | | F/R | L/R | | | ABS | A | B | C | D | E | F | G | H | I | L | M | Fig | NOTE |
|---|-------------|--------|-----|-----|--|--|-----|---|----|----|-------|-------|---|---|---|---|------|---|-----|------|
| 19-2533 | | -10/04 | R | | | | | | 36 | 35 | 116,2 | 116 | | | | | 63,1 | | | |
| 2.4 JTD (129 kW) Eng.841 G.000 10/03-9/05 | | | | | | | | | | | | | | | | | | | | |
| 19-1564 | | | F | | | | | | | 42 | 83,4 | 125,5 | | | | | 37,5 | | | |
| 19-2533 | | -10/04 | R | | | | | | 36 | 35 | 116,2 | 116 | | | | | 63,1 | | | |
| 19-2761 | | 10/04- | R | | | | | | | 30 | | 117 | | | | | 61,6 | | | |
| 2.4 JTD (932A1B__) (103 kW) Eng.839 A6.000 10/00-9/05 | | | | | | | | | | | | | | | | | | | | |
| 19-1564 | | | F | | | | | | | 42 | 83,4 | 125,5 | | | | | 37,5 | | | |
| 19-2533 | | -10/04 | R | | | | | | 36 | 35 | 116,2 | 116 | | | | | 63,1 | | | |
| 19-2761 | | 10/04- | R | | | | | | | 30 | | 117 | | | | | 61,6 | | | |
| 2.4 JTD (932AXC) (110 kW) Eng.841 C000 3/02-9/05 | | | | | | | | | | | | | | | | | | | | |
| 19-1564 | | | F | | | | | | | 42 | 83,4 | 125,5 | | | | | 37,5 | | | |
| 19-2533 | | -10/04 | R | | | | | | 36 | 35 | 116,2 | 116 | | | | | 63,1 | | | |
| 19-2761 | | 10/04- | R | | | | | | | 30 | | 117 | | | | | 61,6 | | | |
| 2.4 JTD (932B1) (100 kW) Eng.AR 32501 (09.97-.) 9/97-9/03 | | | | | | | | | | | | | | | | | | | | |
| 19-1564 | | | F | | | | | | | 42 | 83,4 | 125,5 | | | | | 37,5 | | | |
| 19-2533 | | | R | | | | | | 36 | 35 | 116,2 | 116 | | | | | 63,1 | | | |
| 2.5 V6 24V (932A1) (140 kW) Eng.AR 32401 (09.97-.), AR 32402 9/97-9/02 | | | | | | | | | | | | | | | | | | | | |
| 19-1564 | | | F | | | | | | | 42 | 83,4 | 125,5 | | | | | 37,5 | | | |
| 19-2533 | | | R | | | | | | 36 | 35 | 116,2 | 116 | | | | | 63,1 | | | |
| 2.5 V6 24V (932A11_) (141 kW) Eng.AR 32405 10/00-9/05 | | | | | | | | | | | | | | | | | | | | |
| 19-1564 | | | F | | | | | | | 42 | 83,4 | 125,5 | | | | | 37,5 | | | |
| 19-2533 | | -10/04 | R | | | | | | 36 | 35 | 116,2 | 116 | | | | | 63,1 | | | |
| 19-2761 | | 10/04- | R | | | | | | | 30 | | 117 | | | | | 61,6 | | | |
| 3.2 GTA (932AXB) (184 kW) Eng.932 A.000 3/02-9/05 | | | | | | | | | | | | | | | | | | | | |
| 19-1564 | | | F | | | | | | | 42 | 83,4 | 125,5 | | | | | 37,5 | | | |
| 19-2533 | | -10/04 | R | | | | | | 36 | 35 | 116,2 | 116 | | | | | 63,1 | | | |
| 19-2761 | | 10/04- | R | | | | | | | 30 | | 117 | | | | | 61,6 | | | |

ALFA ROMEO

| METELLI ref | Spare Parts | | F/R | L/R | | | ABS | A | B | C | D | E | F | G | H | I | L | M | Fig | NOTE |
|--|-------------|--------|-----|-----|--|--|-----|---|----|----|-------|-------|---|---|---|---|---|---|------|------|
| 1.9 JTD (932.B2B00) (81 kW) Eng.AR 37101 (01.01.-) 10/00-5/01 | | | | | | | | | | | | | | | | | | | | |
| 19-1564 | | | F | | | | | | | 42 | 83,4 | 125,5 | | | | | | | 37,5 | |
| 19-2533 | | | R | | | | | | 36 | 35 | 116,2 | 116 | | | | | | | 63,1 | |
| 1.9 JTD (932B2) (77 kW) Eng.AR 32302 (05.00.-) 5/00-10/00 | | | | | | | | | | | | | | | | | | | | |
| 19-1564 | | | F | | | | | | | 42 | 83,4 | 125,5 | | | | | | | 37,5 | |
| 19-2533 | | | R | | | | | | 36 | 35 | 116,2 | 116 | | | | | | | 63,1 | |
| 1.9 JTD (932B2B, 932B2C) (85 kW) Eng.937 A2.000 5/01-5/06 | | | | | | | | | | | | | | | | | | | | |
| 19-1564 | | | F | | | | | | | 42 | 83,4 | 125,5 | | | | | | | 37,5 | |
| 19-2533 | | -10/04 | R | | | | | | 36 | 35 | 116,2 | 116 | | | | | | | 63,1 | |
| 19-2761 | | 10/04- | R | | | | | | | 30 | | 117 | | | | | | | 61,6 | |
| 1.9 JTD 16V (103 kW) Eng.192 A5.000 11/02-5/06 | | | | | | | | | | | | | | | | | | | | |
| 19-1564 | | | F | | | | | | | 42 | 83,4 | 125,5 | | | | | | | 37,5 | |
| 19-2533 | | -10/04 | R | | | | | | 36 | 35 | 116,2 | 116 | | | | | | | 63,1 | |
| 19-2761 | | 10/04- | R | | | | | | | 30 | | 117 | | | | | | | 61,6 | |
| 1.9 JTD 16V Q4 (110 kW) Eng.937 A5.000 7/04-5/06 | | | | | | | | | | | | | | | | | | | | |
| 19-1564 | | | F | | | | | | | 42 | 83,4 | 125,5 | | | | | | | 37,5 | |
| 19-2252 | | | R | | | | | | | 42 | 82,5 | | | | | | | | 37 | |
| 2.0 16V T.SPARK (932A2) (114 kW) Eng.AR 32301 (05.00.-), AR 32310 5/00-6/02 | | | | | | | | | | | | | | | | | | | | |
| 19-1564 | | | F | | | | | | | 42 | 83,4 | 125,5 | | | | | | | 37,5 | |
| 19-2533 | | | R | | | | | | 36 | 35 | 116,2 | 116 | | | | | | | 63,1 | |
| 2.0 16V T.SPARK (932B21__) (110 kW) Eng.AR 32310 10/00-3/02 | | | | | | | | | | | | | | | | | | | | |
| 19-1564 | | | F | | | | | | | 42 | 83,4 | 125,5 | | | | | | | 37,5 | |
| 19-2533 | | | R | | | | | | 36 | 35 | 116,2 | 116 | | | | | | | 63,1 | |
| 2.0 JTS (932BXA) (122 kW) Eng.937 A1.000 3/02-5/06 | | | | | | | | | | | | | | | | | | | | |
| 19-1564 | | | F | | | | | | | 42 | 83,4 | 125,5 | | | | | | | 37,5 | |
| 19-2533 | | -10/04 | R | | | | | | 36 | 35 | 116,2 | 116 | | | | | | | 63,1 | |
| 19-2761 | | 10/04- | R | | | | | | | 30 | | 117 | | | | | | | 61,6 | |
| 2.0 JTS (932BXD00, 932BXD01) (119 kW) Eng.932 A2.000 3/02-5/06 | | | | | | | | | | | | | | | | | | | | |
| 19-1564 | | | F | | | | | | | 42 | 83,4 | 125,5 | | | | | | | 37,5 | |

ALFA ROMEO

| METELLI ref | Spare Parts | | F/R | L/R | | ABS | A | B | C | D | E | F | G | H | I | L | M | Fig | NOTE |
|--|-------------|--------|-----|-----|--|-----|---|----|----|-------|-------|---|---|---|---|------|---|-----|------|
| 19-2533 | | -10/04 | R | | | | | 36 | 35 | 116,2 | 116 | | | | | 63,1 | | | |
| 19-2761 | | 10/04- | R | | | | | | 30 | | 117 | | | | | 61,6 | | | |
| 2.4 JTD (120 kW) Eng.841 M.000, 841 N.000 6/03-5/06 | | | | | | | | | | | | | | | | | | | |
| 19-1564 | | | F | | | | | | 42 | 83,4 | 125,5 | | | | | 37,5 | | | |
| 19-2533 | | -10/04 | R | | | | | 36 | 35 | 116,2 | 116 | | | | | 63,1 | | | |
| 19-2761 | | 10/04- | R | | | | | | 30 | | 117 | | | | | 61,6 | | | |
| 2.4 JTD (129 kW) Eng.841 G.000 10/03-5/06 | | | | | | | | | | | | | | | | | | | |
| 19-1564 | | | F | | | | | | 42 | 83,4 | 125,5 | | | | | 37,5 | | | |
| 19-2533 | | -10/04 | R | | | | | 36 | 35 | 116,2 | 116 | | | | | 63,1 | | | |
| 19-2761 | | 10/04- | R | | | | | | 30 | | 117 | | | | | 61,6 | | | |
| 2.4 JTD (932.B1B00) (103 kW) Eng.839 A6.000 10/00-5/06 | | | | | | | | | | | | | | | | | | | |
| 19-1564 | | | F | | | | | | 42 | 83,4 | 125,5 | | | | | 37,5 | | | |
| 19-2533 | | -10/04 | R | | | | | 36 | 35 | 116,2 | 116 | | | | | 63,1 | | | |
| 19-2761 | | 10/04- | R | | | | | | 30 | | 117 | | | | | 61,6 | | | |
| 2.4 JTD (932.BXC00) (110 kW) Eng.841 C000 3/02-5/06 | | | | | | | | | | | | | | | | | | | |
| 19-1564 | | | F | | | | | | 42 | 83,4 | 125,5 | | | | | 37,5 | | | |
| 19-2533 | | -10/04 | R | | | | | 36 | 35 | 116,2 | 116 | | | | | 63,1 | | | |
| 19-2761 | | 10/04- | R | | | | | | 30 | | 117 | | | | | 61,6 | | | |
| 2.4 JTD (932B1) (100 kW) Eng.AR 32501 (05.00-.) 5/00-9/03 | | | | | | | | | | | | | | | | | | | |
| 19-1564 | | | F | | | | | | 42 | 83,4 | 125,5 | | | | | 37,5 | | | |
| 19-2533 | | | R | | | | | 36 | 35 | 116,2 | 116 | | | | | 63,1 | | | |
| 2.5 V6 24V (932A1) (140 kW) Eng.AR 32401 (05.00-.) 2/97-8/03 | | | | | | | | | | | | | | | | | | | |
| 19-1564 | | | F | | | | | | 42 | 83,4 | 125,5 | | | | | 37,5 | | | |
| 19-2533 | | | R | | | | | 36 | 35 | 116,2 | 116 | | | | | 63,1 | | | |
| 2.5 V6 24V (932B1100) (141 kW) Eng.AR 32405 2/97-5/06 | | | | | | | | | | | | | | | | | | | |
| 19-1564 | | | F | | | | | | 42 | 83,4 | 125,5 | | | | | 37,5 | | | |
| 19-2533 | | -10/04 | R | | | | | 36 | 35 | 116,2 | 116 | | | | | 63,1 | | | |
| 19-2761 | | 10/04- | R | | | | | | 30 | | 117 | | | | | 61,6 | | | |

ALFA ROMEO

| METELLI ref | Spare Parts | | F/R | L/R | | | ABS | A | B | C | D | E | F | G | H | I | L | M | Fig | NOTE |
|---|-------------|--------|-----|-----|--|--|-----|---|----|----|-------|-------|---|---|---|---|---|---|------|------|
| 3.2 GTA (932.BXB00) (184 kW) Eng.932 A.000 3/02-5/06 | | | | | | | | | | | | | | | | | | | | |
| 19-1564 | | | F | | | | | | | 42 | 83,4 | 125,5 | | | | | | | 37,5 | |
| 19-2533 | | -10/04 | R | | | | | | 36 | 35 | 116,2 | 116 | | | | | | | 63,1 | |
| 19-2761 | | 10/04- | R | | | | | | | 30 | | 117 | | | | | | | 61,6 | |
| 159 (939_) 6/05-12/12 | | | | | | | | | | | | | | | | | | | | |
| 1.8 MPI (939AXL1A) (103 kW) Eng.939 A4.000 6/05-11/11 | | | | | | | | | | | | | | | | | | | | |
| 19-2784 | | | F | | | | | | | | | 135 | | | | | | | | |
| 19-2881 | | | R | | | | | | 36 | | 82 | 135 | | | | | | | | |
| 1.8 TBi (939.AXN1B) (147 kW) Eng.939 B1.000 5/09-12/12 | | | | | | | | | | | | | | | | | | | | |
| 19-2784 | | | F | | | | | | | | | 135 | | | | | | | | |
| 19-2881 | | | R | | | | | | 36 | | 82 | 135 | | | | | | | | |
| 1.9 JTDM 16V (939AXC1B, 939AXC12) (110 kW) Eng.939 A2.000 9/05-11/11 | | | | | | | | | | | | | | | | | | | | |
| 19-2784 | | 02/06- | F | | | | | | | | | 135 | | | | | | | | |
| 19-2881 | | 02/06- | R | | | | | | 36 | | 82 | 135 | | | | | | | | |
| 1.9 JTDM 16V (939AXF1B, 939AXC1B) (100 kW) Eng.937 A8.000, 939 A8.000 9/05-11/11 | | | | | | | | | | | | | | | | | | | | |
| 19-2784 | | 02/06- | F | | | | | | | | | 135 | | | | | | | | |
| 19-2881 | | 02/06- | R | | | | | | 36 | | 82 | 135 | | | | | | | | |
| 1.9 JTDM 8V (85 kW) Eng.937 A7.000, 939 A7.000 9/05-11/11 | | | | | | | | | | | | | | | | | | | | |
| 19-2784 | | 02/06- | F | | | | | | | | | 135 | | | | | | | | |
| 19-2881 | | 02/06- | R | | | | | | 36 | | 82 | 135 | | | | | | | | |
| 1.9 JTDM 8V (939AXE1B) (88 kW) Eng.939 A1.000 9/05-11/11 | | | | | | | | | | | | | | | | | | | | |
| 19-2784 | | 02/06- | F | | | | | | | | | 135 | | | | | | | | |
| 19-2881 | | 02/06- | R | | | | | | 36 | | 82 | 135 | | | | | | | | |
| 1.9 JTS (939AXA1B) (118 kW) Eng.939 A6.000 9/05-11/11 | | | | | | | | | | | | | | | | | | | | |
| 19-2784 | | 02/06- | F | | | | | | | | | 135 | | | | | | | | |
| 19-2881 | | 02/06- | R | | | | | | 36 | | 82 | 135 | | | | | | | | |
| 2.0 JTDM (939AXP1B) (125 kW) Eng.939 B3.000 5/09-11/11 | | | | | | | | | | | | | | | | | | | | |
| 19-2784 | | | F | | | | | | | | | 135 | | | | | | | | |

ALFA ROMEO

| METELLI ref | Spare Parts | | F/R | L/R | | | ABS | A | B | C | D | E | F | G | H | I | L | M | Fig | NOTE |
|---|-------------|--|-----|-----|--|--|-----|---|----|---|----|-----|---|---|---|---|---|---|-----|--------------|
| 1.8 TBi (939BXN1B) (147 kW) Eng.939 B1.000 7/09-11/11 | | | | | | | | | | | | | | | | | | | | |
| 19-2784 | | | F | | | | | | | | | 135 | | | | | | | | |
| 19-2881 | | | R | | | | | | 36 | | 82 | 135 | | | | | | | | |
| 1.9 JTDM 16V (939BXC1B, 939BXC12) (110 kW) Eng.939 A2.000 3/06-11/11 | | | | | | | | | | | | | | | | | | | | |
| 19-2784 | | | F | | | | | | | | | 135 | | | | | | | | |
| 19-2881 | | | R | | | | | | 36 | | 82 | 135 | | | | | | | | |
| 1.9 JTDM 16V (939BXC1B) (100 kW) Eng.937 A8.000 3/06-11/11 | | | | | | | | | | | | | | | | | | | | |
| 19-2784 | | | F | | | | | | | | | 135 | | | | | | | | |
| 19-2881 | | | R | | | | | | 36 | | 82 | 135 | | | | | | | | |
| 1.9 JTDM 8V (85 kW) Eng.937 A7.000 3/06-11/11 | | | | | | | | | | | | | | | | | | | | |
| 19-2784 | | | F | | | | | | | | | 135 | | | | | | | | Ch. 7026206- |
| 19-2881 | | | R | | | | | | 36 | | 82 | 135 | | | | | | | | Ch. 7026206- |
| 1.9 JTDM 8V (939BXE1B) (88 kW) Eng.939 A1.000 3/06-11/11 | | | | | | | | | | | | | | | | | | | | |
| 19-2784 | | | F | | | | | | | | | 135 | | | | | | | | |
| 19-2881 | | | R | | | | | | 36 | | 82 | 135 | | | | | | | | |
| 1.9 JTS (939BXA1B) (118 kW) Eng.939 A6.000 3/06-11/11 | | | | | | | | | | | | | | | | | | | | |
| 19-2784 | | | F | | | | | | | | | 135 | | | | | | | | |
| 19-2881 | | | R | | | | | | 36 | | 82 | 135 | | | | | | | | |
| 2.0 JTDM (939BXP1B) (125 kW) Eng.939 B3.000 7/09-11/11 | | | | | | | | | | | | | | | | | | | | |
| 19-2784 | | | F | | | | | | | | | 135 | | | | | | | | |
| 19-2881 | | | R | | | | | | 36 | | 82 | 135 | | | | | | | | |
| 2.0 JTDM (939BXQ1B) (120 kW) Eng.844 A2.000 5/09-11/11 | | | | | | | | | | | | | | | | | | | | |
| 19-2784 | | | F | | | | | | | | | 135 | | | | | | | | |
| 19-2881 | | | R | | | | | | 36 | | 82 | 135 | | | | | | | | |
| 2.0 JTDM (939BXR1B) (100 kW) Eng.939 B4.000 6/10-11/11 | | | | | | | | | | | | | | | | | | | | |
| 19-2784 | | | F | | | | | | | | | 135 | | | | | | | | |
| 19-2881 | | | R | | | | | | 36 | | 82 | 135 | | | | | | | | |
| 2.2 JTS (939BXB1B, 939BXB11) (136 kW) Eng.939 A5.000 3/06-11/11 | | | | | | | | | | | | | | | | | | | | |
| 19-2784 | | | F | | | | | | | | | 135 | | | | | | | | |

ALFA ROMEO

| METELLI ref | Spare Parts | | F/R | L/R | | ABS | A | B | C | D | E | F | G | H | I | L | M | Fig | NOTE |
|--|-------------|--------|-----|-----|--|-----|---|----|----|----|-----|---|---|---|---|---|---|-----|-----------------------|
| 19-2881 | | | R | | | | | 36 | | 82 | 135 | | | | | | | | |
| 2.4 JTDM (939.BXM1B) (154 kW) Eng.939 A9.000 5/07-12/12 | | | | | | | | | | | | | | | | | | | |
| 19-2784 | | | F | | | | | | | | 135 | | | | | | | | |
| 19-2881 | | | R | | | | | 36 | | 82 | 135 | | | | | | | | |
| 2.4 JTDM (939BXD1B, 939BXD12) (147 kW) Eng.939 A3.000 3/06-11/11 | | | | | | | | | | | | | | | | | | | |
| 19-2784 | | | F | | | | | | | | 135 | | | | | | | | |
| 19-2881 | | | R | | | | | 36 | | 82 | 135 | | | | | | | | |
| 2.4 JTDM Q4 (939BXM2B) (154 kW) Eng.939 A9.000 5/07-11/11 | | | | | | | | | | | | | | | | | | | |
| 19-2784 | | | F/R | | | | | | | | 135 | | | | | | | | |
| 3.2 JTS (939BXH1B) (191 kW) Eng.939 A.000 2/08-11/11 | | | | | | | | | | | | | | | | | | | |
| 19-2784 | | | F | | | | | | | | 135 | | | | | | | | |
| 19-2881 | | | R | | | | | 36 | | 82 | 135 | | | | | | | | |
| 3.2 JTS Q4 (939BXG2B, 939BXG22) (191 kW) Eng.939 A.000 3/06-11/11 | | | | | | | | | | | | | | | | | | | |
| 19-2784 | | | F/R | | | | | | | | 135 | | | | | | | | |
| 164 (164_) / 168 6/87-9/98 | | | | | | | | | | | | | | | | | | | |
| 2.0 (102 kW) Eng.AR 06416 6/87-9/98 | | | | | | | | | | | | | | | | | | | |
| 19-1548 | | | F | | | | | | 42 | 80 | | | | | | | | 37 | |
| 2.0 (105 kW) Eng.AR 06420 11/87-10/92 | | | | | | | | | | | | | | | | | | | |
| 19-1548 | | | F | | | | | | 42 | 80 | | | | | | | | 37 | |
| 2.0 T.S. (164.A2C, 164.A2L) (105 kW) Eng.AR 06416, AR 06420 6/87-9/92 | | | | | | | | | | | | | | | | | | | |
| 19-1548 | | | F | | | | | | 42 | 80 | | | | | | | | 37 | Special Vehicles |
| 19-1573 | | | F | | | | | | 37 | 72 | | | | | | | | 37 | Exc. Special Vehicles |
| 2.0 T.S. (164.A2H) (109 kW) Eng.AR 06420 6/87-9/92 | | | | | | | | | | | | | | | | | | | |
| 19-1548 | | | F | | | | | | 42 | 80 | | | | | | | | 37 | Special Vehicles |
| 19-1573 | | | F | | | | | | 37 | 72 | | | | | | | | 37 | Exc. Special Vehicles |
| 2.0 T.S. (164.H3) (106 kW) Eng.AR 64103 9/92-9/98 | | | | | | | | | | | | | | | | | | | |
| 19-1548 | | | F | | | | | | 42 | 80 | | | | | | | | 37 | |
| 19-1573 | | -11/93 | F | | | | | | 37 | 72 | | | | | | | | 37 | Exc. Special Vehicles |

ALFA ROMEO

| METELLI ref | Spare Parts | | F/R | L/R | | | ABS | A | B | C | D | E | F | G | H | I | L | M | Fig | NOTE |
|---|-------------|--|-----|-----|--|--|-----|---|---|----|----|---|---|---|---|---|---|----|-----|-----------------------|
| 2.0 Turbo (128 kW) Eng.AR 06476 10/87-9/98 | | | | | | | | | | | | | | | | | | | | |
| 19-1548 | | | F | | | | | | | 42 | 80 | | | | | | | 37 | | |
| 2.0 Turbo (129 kW) Eng.AR 06476 2/88-10/92 | | | | | | | | | | | | | | | | | | | | |
| 19-1548 | | | F | | | | | | | 42 | 80 | | | | | | | 37 | | |
| 2.0 Twin Spark (109 kW) Eng.AR 06420 6/87-9/92 | | | | | | | | | | | | | | | | | | | | |
| 19-1548 | | | F | | | | | | | 42 | 80 | | | | | | | 37 | | Special Vehicles |
| 19-1573 | | | F | | | | | | | 37 | 72 | | | | | | | 37 | | Exc. Special Vehicles |
| 2.0 V6 Turbo (164.A2G, 164.A2F) (150 kW) Eng.AR 64101 3/91-9/92 | | | | | | | | | | | | | | | | | | | | |
| 19-1548 | | | F | | | | | | | 42 | 80 | | | | | | | 37 | | |
| 2.0 V6 Turbo (164.K3) (148 kW) Eng.AR 64102 9/92-9/98 | | | | | | | | | | | | | | | | | | | | |
| 19-1548 | | | F | | | | | | | 42 | 80 | | | | | | | 37 | | |
| 2.5 TD (164.A1A) (84 kW) Eng.VM 84 A 6/87-9/92 | | | | | | | | | | | | | | | | | | | | |
| 19-1548 | | | F | | | | | | | 42 | 80 | | | | | | | 37 | | |
| 2.5 TD (164.K2A, 164.K2B) (92 kW) Eng.VM 08 B, VM 32 B 9/92-9/98 | | | | | | | | | | | | | | | | | | | | |
| 19-1548 | | | F | | | | | | | 42 | 80 | | | | | | | 37 | | |
| 2.5 V6 (120 kW) Eng.AR 66201 9/92-9/98 | | | | | | | | | | | | | | | | | | | | |
| 19-1548 | | | F | | | | | | | 42 | 80 | | | | | | | 37 | | |
| 3.0 (138 kW) Eng.AR 06410 11/87-9/91 | | | | | | | | | | | | | | | | | | | | |
| 19-1548 | | | F | | | | | | | 42 | 80 | | | | | | | 37 | | |
| 3.0 (156 kW) Eng.AR 64304 9/93-12/95 | | | | | | | | | | | | | | | | | | | | |
| 19-1548 | | | F | | | | | | | 42 | 80 | | | | | | | 37 | | |
| 3.0 (168 kW) Eng.AR 64304 4/93-2/95 | | | | | | | | | | | | | | | | | | | | |
| 19-1548 | | | F | | | | | | | 42 | 80 | | | | | | | 37 | | |
| 3.0 (170 kW) Eng.AR 64304 3/95-8/97 | | | | | | | | | | | | | | | | | | | | |
| 19-1548 | | | F | | | | | | | 42 | 80 | | | | | | | 37 | | |
| 3.0 24V (164.K1) (155 kW) Eng.AR 64306, AR 66301, AR 66302 9/92-9/98 | | | | | | | | | | | | | | | | | | | | |
| 19-1548 | | | F | | | | | | | 42 | 80 | | | | | | | 37 | | |
| 3.0 24V (164K1_) (154 kW) Eng.AR 66302 3/95-10/97 | | | | | | | | | | | | | | | | | | | | |
| 19-1548 | | | F | | | | | | | 42 | 80 | | | | | | | 37 | | |

ALFA ROMEO

| METELLI ref | Spare Parts | F/R | L/R | ABS | A | B | C | D | E | F | G | H | I | L | M | Fig | NOTE |
|--|-------------|-----|-----|-----|---|---|-------|-------|-------|---|---|---|---|-------|---|-----|------|
| 2.4 JTD (132 kW) Eng.841 M.000 7/06-6/07 | | | | | | | | | | | | | | | | | |
| 19-1564 | | F | | | | | 42 | 83,4 | 125,5 | | | | | 37,5 | | | |
| 2.4 JTD (136 kW) Eng.841 M.000, 936 B.000 7/05-6/07 | | | | | | | | | | | | | | | | | |
| 19-1564 | | F | | | | | 42 | 83,4 | 125,5 | | | | | 37,5 | | | |
| 2.4 JTD (936A2A__) (100 kW) Eng.AR 34202 (09.98-.) 9/98-10/00 | | | | | | | | | | | | | | | | | |
| 19-1564 | | F | | | | | 42 | 83,4 | 125,5 | | | | | 37,5 | | | |
| 2.4 JTD (936A2B__) (103 kW) Eng.839 A6.000 10/00-6/07 | | | | | | | | | | | | | | | | | |
| 19-1564 | | F | | | | | 42 | 83,4 | 125,5 | | | | | 37,5 | | | |
| 2.5 V6 24V (936A2__) (140 kW) Eng.AR 34201 9/98-12/06 | | | | | | | | | | | | | | | | | |
| 19-1564 | | F | | | | | 42 | 83,4 | 125,5 | | | | | 37,5 | | | |
| 2.5 V6 24V (936A21__) (138 kW) Eng.AR 36201 10/00-6/07 | | | | | | | | | | | | | | | | | |
| 19-1564 | | F | | | | | 42 | 83,4 | 125,5 | | | | | 37,5 | | | |
| 3.0 V6 24V (936A1000, 936A1001) (166 kW) Eng.AR 34301 (09.98-.), AR 34302 9/98-6/07 | | | | | | | | | | | | | | | | | |
| 19-1564 | | F | | | | | 42 | 83,4 | 125,5 | | | | | 37,5 | | | |
| 3.0 V6 24V (936A11__) (162 kW) Eng.AR 36101 10/00-6/07 | | | | | | | | | | | | | | | | | |
| 19-1564 | | F | | | | | 42 | 83,4 | 125,5 | | | | | 37,5 | | | |
| 33 I (905_) 5/83-12/93 | | | | | | | | | | | | | | | | | |
| 1.2 (905.A) (50 kW) Eng.AR 30585 6/83-12/89 | | | | | | | | | | | | | | | | | |
| 19-1602 | | R | | | | | 17,46 | 50,29 | | | | | | 14,73 | | | |
| 1.3 (58 kW) Eng.AR 30502 5/83-12/89 | | | | | | | | | | | | | | | | | |
| 19-1602 | | R | | | | | 17,46 | 50,29 | | | | | | 14,73 | | | |
| 1.3 (905.A1A, 905.A1C, 905.A1D, 905.A1F, 905.A1H) (63 kW) Eng.AR 30168, AR 30587 10/84-12/89 | | | | | | | | | | | | | | | | | |
| 19-1602 | | R | | | | | 17,46 | 50,29 | | | | | | 14,73 | | | |
| 1.3 (905.A1B, 905.A1C, 905.A1G) (55 kW) Eng.AR 30502, AR 30586 6/83-12/89 | | | | | | | | | | | | | | | | | |
| 19-1602 | | R | | | | | 17,46 | 50,29 | | | | | | 14,73 | | | |
| 1.3 (905AD1) (66 kW) Eng.AR 30168, AR 30587 6/83-6/90 | | | | | | | | | | | | | | | | | |
| 19-1602 | | R | | | | | 17,46 | 50,29 | | | | | | 14,73 | | | |

ALFA ROMEO

| METELLI ref | Spare Parts | | F/R | L/R | | | ABS | A | B | C | D | E | F | G | H | I | L | M | Fig | NOTE |
|---|-------------|--------|-----|-----|--|--|-----|---|---|-------|-------|---|---|---|---|---|---|---|-------|------|
| 1.5 (70 kW) Eng.AR 30182 5/83-12/93 | | | | | | | | | | | | | | | | | | | | |
| 19-1602 | | -12/89 | R | | | | | | | 17,46 | 50,29 | | | | | | | | 14,73 | |
| 1.5 (905.A2) (75 kW) Eng.AR 30588 7/86-12/89 | | | | | | | | | | | | | | | | | | | | |
| 19-1602 | | | R | | | | | | | 17,46 | 50,29 | | | | | | | | 14,73 | |
| 1.5 (905.A2A) (62 kW) Eng.AR 30143, AR 30504 5/83-12/87 | | | | | | | | | | | | | | | | | | | | |
| 19-1602 | | | R | | | | | | | 17,46 | 50,29 | | | | | | | | 14,73 | |
| 1.5 (905.A2G) (66 kW) Eng.AR 30520 6/83-12/86 | | | | | | | | | | | | | | | | | | | | |
| 19-1602 | | | R | | | | | | | 17,46 | 50,29 | | | | | | | | 14,73 | |
| 1.5 QV (905.A2N, 905.A2V) (77 kW) Eng.AR 30146, AR 30508, AR 30588 6/84-12/89 | | | | | | | | | | | | | | | | | | | | |
| 19-1602 | | | R | | | | | | | 17,46 | 50,29 | | | | | | | | 14,73 | |
| 1.7 (87 kW) Eng.AR 30550 1/86-6/90 | | | | | | | | | | | | | | | | | | | | |
| 19-1602 | | | R | | | | | | | 17,46 | 50,29 | | | | | | | | 14,73 | |
| 1.7 (95 kW) Eng.AR 30550 1/86-12/89 | | | | | | | | | | | | | | | | | | | | |
| 19-1602 | | | R | | | | | | | 17,46 | 50,29 | | | | | | | | 14,73 | |
| 1.7 i.e. (905.A3D) (77 kW) Eng.AR 30558 9/88-12/89 | | | | | | | | | | | | | | | | | | | | |
| 19-1602 | | | R | | | | | | | 17,46 | 50,29 | | | | | | | | 14,73 | |
| 1.7 QV (905.A3) (84 kW) Eng.AR 30550 3/88-12/89 | | | | | | | | | | | | | | | | | | | | |
| 19-1602 | | | R | | | | | | | 17,46 | 50,29 | | | | | | | | 14,73 | |
| 1.8 TD (54 kW) Eng.VM 82 A 1/86-6/90 | | | | | | | | | | | | | | | | | | | | |
| 19-1602 | | -12/89 | R | | | | | | | 17,46 | 50,29 | | | | | | | | 14,73 | |
| 33 I Sportwagon (905_) 1/84-12/90 | | | | | | | | | | | | | | | | | | | | |
| 1.4 (66 kW) Eng.AR 30587 1/84-12/88 | | | | | | | | | | | | | | | | | | | | |
| 19-1602 | | | R | | | | | | | 17,46 | 50,29 | | | | | | | | 14,73 | |
| 1.5 (66 kW) Eng.AR 30520 9/84-12/86 | | | | | | | | | | | | | | | | | | | | |
| 19-1602 | | | R | | | | | | | 17,46 | 50,29 | | | | | | | | 14,73 | |
| 1.5 (70 kW) Eng.AR 30514 9/84-12/87 | | | | | | | | | | | | | | | | | | | | |
| 19-1602 | | | R | | | | | | | 17,46 | 50,29 | | | | | | | | 14,73 | |

ALFA ROMEO

| METELLI ref | Spare Parts | F/R | L/R | ABS | A | B | C | D | E | F | G | H | I | L | M | Fig | NOTE |
|--|-------------|-----|-----|-----|---|---|-------|-------|---|---|---|---|---|-------|---|-----|------|
| 1.5 (75 kW) Eng.AR 30588 12/86-12/89 | | | | | | | | | | | | | | | | | |
| 19-1602 | | R | | | | | 17,46 | 50,29 | | | | | | 14,73 | | | |
| 1.5 (77 kW) Eng.AR 30146, AR 30508, AR 30588 12/86-12/89 | | | | | | | | | | | | | | | | | |
| 19-1602 | | R | | | | | 17,46 | 50,29 | | | | | | 14,73 | | | |
| 1.7 (87 kW) Eng.AR 30550 3/88-12/89 | | | | | | | | | | | | | | | | | |
| 19-1602 | | R | | | | | 17,46 | 50,29 | | | | | | 14,73 | | | |
| 1.7 i.e. (77 kW) Eng.AR 30558 9/88-12/89 | | | | | | | | | | | | | | | | | |
| 19-1602 | | R | | | | | 17,46 | 50,29 | | | | | | 14,73 | | | |
| 1.8 TD (62 kW) Eng.VM 96 A 1/86-12/89 | | | | | | | | | | | | | | | | | |
| 19-1602 | | R | | | | | 17,46 | 50,29 | | | | | | 14,73 | | | |
| 33 II (907_) 1/90-9/94 | | | | | | | | | | | | | | | | | |
| 1.4 i.e. (907.A3A, 907.A3B) (65 kW) Eng.AR 30753, AR 30755 6/91-9/94 | | | | | | | | | | | | | | | | | |
| 19-1602 | | R | | | | | 17,46 | 50,29 | | | | | | 14,73 | | | -ABS |
| 1.4 i.e. (907.A3A, 907.A3B) (66 kW) Eng.AR 30753, AR 30755 6/91-9/94 | | | | | | | | | | | | | | | | | |
| 19-1602 | | R | | | | | 17,46 | 50,29 | | | | | | 14,73 | | | -ABS |
| 1.5 (77 kW) Eng.AR 30734 1/90-4/93 | | | | | | | | | | | | | | | | | |
| 19-1602 | | R | | | | | 17,46 | 50,29 | | | | | | 14,73 | | | -ABS |
| 1.5 i.e (71 kW) Eng.AR 30751 1/90-9/94 | | | | | | | | | | | | | | | | | |
| 19-1602 | | R | | | | | 17,46 | 50,29 | | | | | | 14,73 | | | -ABS |
| 1.5 i.e. (907A2A) (74 kW) Eng.AR 30750 7/90-8/91 | | | | | | | | | | | | | | | | | |
| 19-1602 | | R | | | | | 17,46 | 50,29 | | | | | | 14,73 | | | -ABS |
| 1.7 16V (907.A1B) (101 kW) Eng.AR 30746 1/90-3/92 | | | | | | | | | | | | | | | | | |
| 19-1602 | | R | | | | | 17,46 | 50,29 | | | | | | 14,73 | | | -ABS |
| 1.7 16V (907.A1C) (95 kW) Eng.AR 30747 1/90-9/94 | | | | | | | | | | | | | | | | | |
| 19-1602 | | R | | | | | 17,46 | 50,29 | | | | | | 14,73 | | | -ABS |
| 1.7 16V (907.A1C) (97 kW) Eng.AR 30747 1/90-3/92 | | | | | | | | | | | | | | | | | |
| 19-1602 | | R | | | | | 17,46 | 50,29 | | | | | | 14,73 | | | -ABS |

ALFA ROMEO

| METELLI ref | Spare Parts | | F/R | L/R | | | ABS | A | B | C | D | E | F | G | H | I | L | M | Fig | NOTE |
|---|-------------|--------|-----|-----|--|--|-----|---|---|-------|-------|---|---|---|---|---|-------|---|-----|------|
| 1.7 i.e. (907.A1A) (77 kW) Eng.AR 30737 A 4/92-9/94 | | | | | | | | | | | | | | | | | | | | |
| 19-1602 | | | R | | | | | | | 17,46 | 50,29 | | | | | | 14,73 | | | -ABS |
| 1.7 i.e. (907.A1A) (79 kW) Eng.AR 30736, AR 30737 1/90-9/94 | | | | | | | | | | | | | | | | | | | | |
| 19-1602 | | | R | | | | | | | 17,46 | 50,29 | | | | | | 14,73 | | | -ABS |
| 1.8 TD (907A5) (62 kW) Eng.VM 96 A 7/90-9/94 | | | | | | | | | | | | | | | | | | | | |
| 19-1602 | | | R | | | | | | | 17,46 | 50,29 | | | | | | 14,73 | | | |
| 33 II Sportwagon (907_) 1/90-9/94 | | | | | | | | | | | | | | | | | | | | |
| 1.4 i.e. (65 kW) Eng.AR 30753, AR 30755 6/91-9/94 | | | | | | | | | | | | | | | | | | | | |
| 19-1602 | | | R | | | | | | | 17,46 | 50,29 | | | | | | 14,73 | | | -ABS |
| 1.4 i.e. (66 kW) Eng.AR 30755 6/91-9/94 | | | | | | | | | | | | | | | | | | | | |
| 19-1602 | | | R | | | | | | | 17,46 | 50,29 | | | | | | 14,73 | | | -ABS |
| 1.5 i.e (71 kW) Eng.AR 30751 1/90-9/94 | | | | | | | | | | | | | | | | | | | | |
| 19-1602 | | | R | | | | | | | 17,46 | 50,29 | | | | | | 14,73 | | | -ABS |
| 1.7 16V (101 kW) Eng.AR 30746 7/90-9/94 | | | | | | | | | | | | | | | | | | | | |
| 19-1602 | | | R | | | | | | | 17,46 | 50,29 | | | | | | 14,73 | | | -ABS |
| 1.7 16V (907.B1G) (95 kW) Eng.AR 30747 1/90-9/94 | | | | | | | | | | | | | | | | | | | | |
| 19-1602 | | | R | | | | | | | 17,46 | 50,29 | | | | | | 14,73 | | | -ABS |
| 1.7 16V (907.B1G) (97 kW) Eng.AR 30747 1/90-9/94 | | | | | | | | | | | | | | | | | | | | |
| 19-1602 | | | R | | | | | | | 17,46 | 50,29 | | | | | | 14,73 | | | -ABS |
| 1.7 i.e. (907.B1A) (77 kW) Eng.AR 30737 4/92-9/94 | | | | | | | | | | | | | | | | | | | | |
| 19-1602 | | | R | | | | | | | 17,46 | 50,29 | | | | | | 14,73 | | | -ABS |
| 1.7 i.e. (907.B1A) (79 kW) Eng.AR 30736, AR 30737 1/90-3/92 | | | | | | | | | | | | | | | | | | | | |
| 19-1602 | | | R | | | | | | | 17,46 | 50,29 | | | | | | 14,73 | | | -ABS |
| 75 (162_) 1/83-12/92 | | | | | | | | | | | | | | | | | | | | |
| 1.6 (76 kW) Eng.AR 61101 5/85-9/89 | | | | | | | | | | | | | | | | | | | | |
| 19-1544 | | | F | | | | | | | 17,46 | 50,29 | | | | | | 14,73 | | | |
| 19-1599 | | 10/85- | R | L | | | | | | 42 | 75 | | | | | | 37 | | | |

ALFA ROMEO

| METELLI ref | Spare Parts | | F/R | L/R | | | ABS | A | B | C | D | E | F | G | H | I | L | M | Fig | NOTE |
|--|-------------|--------|-----|-----|--|--|-----|---|---|-------|-------|---|---|---|---|---|-------|---|-----|------|
| 19-1600 | | 10/85- | R | R | | | | | | 42 | 75 | | | | | | 37 | | | |
| 1.6 (162.B2B, 162.B2C) (81 kW) Eng.AR 06100 5/85-9/89 | | | | | | | | | | | | | | | | | | | | |
| 19-1544 | | | F | | | | | | | 17,46 | 50,29 | | | | | | 14,73 | | | |
| 19-1599 | | 10/85- | R | L | | | | | | 42 | 75 | | | | | | 37 | | | |
| 19-1600 | | 10/85- | R | R | | | | | | 42 | 75 | | | | | | 37 | | | |
| 1.6 Cat (162.B2B, 162.B2C) (81 kW) Eng.AR 61101 5/89-2/92 | | | | | | | | | | | | | | | | | | | | |
| 19-1544 | | | F | | | | | | | 17,46 | 50,29 | | | | | | 14,73 | | | |
| 19-1599 | | | R | L | | | | | | 42 | 75 | | | | | | 37 | | | |
| 19-1600 | | | R | R | | | | | | 42 | 75 | | | | | | 37 | | | |
| 1.8 (95 kW) Eng.AR 61202 5/89-12/92 | | | | | | | | | | | | | | | | | | | | |
| 19-1544 | | | F | | | | | | | 17,46 | 50,29 | | | | | | 14,73 | | | |
| 19-1599 | | | R | L | | | | | | 42 | 75 | | | | | | 37 | | | |
| 19-1600 | | | R | R | | | | | | 42 | 75 | | | | | | 37 | | | |
| 1.8 (162.B1A, 162.B1B) (85 kW) Eng.AR 06202 9/85-6/89 | | | | | | | | | | | | | | | | | | | | |
| 19-1544 | | | F | | | | | | | 17,46 | 50,29 | | | | | | 14,73 | | | |
| 19-1599 | | 10/85- | R | L | | | | | | 42 | 75 | | | | | | 37 | | | |
| 19-1600 | | 10/85- | R | R | | | | | | 42 | 75 | | | | | | 37 | | | |
| 1.8 (162.B1H) (90 kW) Eng.AR 61201 8/89-2/92 | | | | | | | | | | | | | | | | | | | | |
| 19-1544 | | | F | | | | | | | 17,46 | 50,29 | | | | | | 14,73 | | | |
| 19-1599 | | | R | L | | | | | | 42 | 75 | | | | | | 37 | | | |
| 19-1600 | | | R | R | | | | | | 42 | 75 | | | | | | 37 | | | |
| 1.8 (162.B1H) (95 kW) Eng.AR 67101 8/89-2/92 | | | | | | | | | | | | | | | | | | | | |
| 19-1544 | | | F | | | | | | | 17,46 | 50,29 | | | | | | 14,73 | | | |
| 1.8 (162.B1L, 162.B1F) (88 kW) Eng.AR 06168, AR 61202 9/88-2/92 | | | | | | | | | | | | | | | | | | | | |
| 19-1544 | | | F | | | | | | | 17,46 | 50,29 | | | | | | 14,73 | | | |
| 19-1599 | | | R | L | | | | | | 42 | 75 | | | | | | 37 | | | |
| 19-1600 | | | R | R | | | | | | 42 | 75 | | | | | | 37 | | | |
| 1.8 Turbo (162.B1C, 162.B1D, 162.B1G) (110 kW) Eng.AR 06134 9/86-2/92 | | | | | | | | | | | | | | | | | | | | |
| 19-1544 | | | F | | | | | | | 17,46 | 50,29 | | | | | | 14,73 | | | |

ALFA ROMEO

| METELLI ref | Spare Parts | | F/R | L/R | | | ABS | A | B | C | D | E | F | G | H | I | L | M | Fig | NOTE |
|--|-------------|--------|-----|-----|--|--|-----|---|---|-------|-------|---|---|---|---|---|-------|---|-----|------|
| 19-1599 | | | R | L | | | | | | 42 | 75 | | | | | | 37 | | | |
| 19-1600 | | | R | R | | | | | | 42 | 75 | | | | | | 37 | | | |
| 1.8 Turbo i.e. (162.B1E) (114 kW) Eng.AR 06134, AR 06158 2/86-1/90 | | | | | | | | | | | | | | | | | | | | |
| 19-1544 | | | F | | | | | | | 17,46 | 50,29 | | | | | | 14,73 | | | |
| 19-1599 | | | R | L | | | | | | 42 | 75 | | | | | | 37 | | | |
| 19-1600 | | | R | R | | | | | | 42 | 75 | | | | | | 37 | | | |
| 2.0 (162.BA) (94 kW) Eng.AR 06212 5/85-10/88 | | | | | | | | | | | | | | | | | | | | |
| 19-1544 | | | F | | | | | | | 17,46 | 50,29 | | | | | | 14,73 | | | |
| 19-1599 | | 10/85- | R | L | | | | | | 42 | 75 | | | | | | 37 | | | |
| 19-1600 | | 10/85- | R | R | | | | | | 42 | 75 | | | | | | 37 | | | |
| 2.0 T.S Cat (162.B4A) (109 kW) Eng.AR 06224 5/85-2/92 | | | | | | | | | | | | | | | | | | | | |
| 19-1544 | | | F | | | | | | | 17,46 | 50,29 | | | | | | 14,73 | | | |
| 19-1599 | | 10/85- | R | L | | | | | | 42 | 75 | | | | | | 37 | | | |
| 19-1600 | | 10/85- | R | R | | | | | | 42 | 75 | | | | | | 37 | | | |
| 2.0 T.S. (162.4CB, 162.B4, 162.B4A) (107 kW) Eng.AR 06166, AR 06224 1/87-2/92 | | | | | | | | | | | | | | | | | | | | |
| 19-1544 | | | F | | | | | | | 17,46 | 50,29 | | | | | | 14,73 | | | |
| 19-1599 | | | R | L | | | | | | 42 | 75 | | | | | | 37 | | | |
| 19-1600 | | | R | R | | | | | | 42 | 75 | | | | | | 37 | | | |
| 2.0 TD (162.BD, 162.BG) (70 kW) Eng.VM 80 A 5/85-9/92 | | | | | | | | | | | | | | | | | | | | |
| 19-1544 | | | F | | | | | | | 17,46 | 50,29 | | | | | | 14,73 | | | |
| 19-1599 | | 10/85- | R | L | | | | | | 42 | 75 | | | | | | 37 | | | |
| 19-1600 | | 10/85- | R | R | | | | | | 42 | 75 | | | | | | 37 | | | |
| 2.4 TD (82 kW) Eng.VM 81 A 1/89-2/92 | | | | | | | | | | | | | | | | | | | | |
| 19-1544 | | | F | | | | | | | 17,46 | 50,29 | | | | | | 14,73 | | | |
| 19-1599 | | | R | L | | | | | | 42 | 75 | | | | | | 37 | | | |
| 19-1600 | | | R | R | | | | | | 42 | 75 | | | | | | 37 | | | |
| 2.5 V6 (118 kW) Eng.AR 01648 6/86-5/90 | | | | | | | | | | | | | | | | | | | | |
| 19-1544 | | | F | | | | | | | 17,46 | 50,29 | | | | | | 14,73 | | | |

ALFA ROMEO

| METELLI ref | Spare Parts | | F/R | L/R | | | ABS | A | B | C | D | E | F | G | H | I | L | M | Fig | NOTE |
|---|-------------|--------|-----|-----|--|--|-----|---|---|-------|-------|---|---|---|---|---|-------|---|-----|------|
| 2.5 V6 (162.B3) (110 kW) Eng.AR 01646, AR 01648, AR 01911 5/85-8/86 | | | | | | | | | | | | | | | | | | | | |
| 19-1544 | | | F | | | | | | | 17,46 | 50,29 | | | | | | 14,73 | | | |
| 19-1599 | | 10/85- | R | L | | | | | | 42 | 75 | | | | | | 37 | | | |
| 19-1600 | | 10/85- | R | R | | | | | | 42 | 75 | | | | | | 37 | | | |
| 3.0 V6 (162.B6C) (141 kW) Eng.AR 61503 2/90-2/92 | | | | | | | | | | | | | | | | | | | | |
| 19-1544 | | | F | | | | | | | 17,46 | 50,29 | | | | | | 14,73 | | | |
| 19-1599 | | | R | L | | | | | | 42 | 75 | | | | | | 37 | | | |
| 19-1600 | | | R | R | | | | | | 42 | 75 | | | | | | 37 | | | |
| 3.0 V6 Cat (162.B6A) (136 kW) Eng.AR 06124 1/87-2/92 | | | | | | | | | | | | | | | | | | | | |
| 19-1544 | | | F | | | | | | | 17,46 | 50,29 | | | | | | 14,73 | | | |
| 19-1599 | | | R | L | | | | | | 42 | 75 | | | | | | 37 | | | |
| 19-1600 | | | R | R | | | | | | 42 | 75 | | | | | | 37 | | | |
| 90 (162_) 9/84-11/87 | | | | | | | | | | | | | | | | | | | | |
| 1.8 (89 kW) Eng.AR 06202 10/84-7/87 | | | | | | | | | | | | | | | | | | | | |
| 19-1544 | | | F | | | | | | | 17,46 | 50,29 | | | | | | 14,73 | | | |
| 19-1599 | | 10/85- | R | L | | | | | | 42 | 75 | | | | | | 37 | | | |
| 19-1600 | | 10/85- | R | R | | | | | | 42 | 75 | | | | | | 37 | | | |
| 1.8 (162.A1A) (85 kW) Eng.AR 06202 10/84-7/87 | | | | | | | | | | | | | | | | | | | | |
| 19-1544 | | | F | | | | | | | 17,46 | 50,29 | | | | | | 14,73 | | | |
| 19-1599 | | 10/85- | R | L | | | | | | 42 | 75 | | | | | | 37 | | | |
| 19-1600 | | 10/85- | R | R | | | | | | 42 | 75 | | | | | | 37 | | | |
| 2.0 i.e. (97 kW) Eng.AR 06210 10/84-7/87 | | | | | | | | | | | | | | | | | | | | |
| 19-1544 | | | F | | | | | | | 17,46 | 50,29 | | | | | | 14,73 | | | |
| 2.0 i.e. (162.A2A, 162.A2E) (94 kW) Eng.AR 01713, AR 06212 10/84-7/87 | | | | | | | | | | | | | | | | | | | | |
| 19-1544 | | | F | | | | | | | 17,46 | 50,29 | | | | | | 14,73 | | | |
| 19-1599 | | 10/85- | R | L | | | | | | 42 | 75 | | | | | | 37 | | | |
| 19-1600 | | 10/85- | R | R | | | | | | 42 | 75 | | | | | | 37 | | | |

ALFA ROMEO

| METELLI ref | Spare Parts | | F/R | L/R | | | ABS | A | B | C | D | E | F | G | H | I | L | M | Fig | NOTE |
|---|-------------|--------|-----|-----|--|--|-----|---|---|-------|-------|---|---|---|---|---|---|---|-------|------|
| 2.4 TD (162.B5) (81 kW) Eng.VM 81 A 10/84-7/87 | | | | | | | | | | | | | | | | | | | | |
| 19-1544 | | | F | | | | | | | 17,46 | 50,29 | | | | | | | | 14,73 | |
| 19-1599 | | 10/85- | R | L | | | | | | 42 | 75 | | | | | | | | 37 | |
| 2.5 i.e. V6 (162.A, 162.AA) (110 kW) Eng.AR 01646, AR 01911 10/84-7/87 | | | | | | | | | | | | | | | | | | | | |
| 19-1544 | | | F | | | | | | | 17,46 | 50,29 | | | | | | | | 14,73 | |
| 19-1599 | | 10/85- | R | L | | | | | | 42 | 75 | | | | | | | | 37 | |
| 19-1600 | | 10/85- | R | R | | | | | | 42 | 75 | | | | | | | | 37 | |
| 2.5 i.e. V6 (162A) (114 kW) Eng.AR 01646 9/84-11/87 | | | | | | | | | | | | | | | | | | | | |
| 19-1544 | | | F | | | | | | | 17,46 | 50,29 | | | | | | | | 14,73 | |
| Alfasud (901_) 6/72-12/84 | | | | | | | | | | | | | | | | | | | | |
| 1.2 (901.D0, 901.D1) (46 kW) Eng.AR 30102 6/72-9/84 | | | | | | | | | | | | | | | | | | | | |
| 19-1602 | | | R | | | | | | | 17,46 | 50,29 | | | | | | | | 14,73 | |
| 1.2 (901.D5) (44 kW) Eng.AR 30102 S 3/80-9/84 | | | | | | | | | | | | | | | | | | | | |
| 19-1602 | | | R | | | | | | | 17,46 | 50,29 | | | | | | | | 14,73 | |
| 1.2 ti (50 kW) Eng.AR 30104 11/73-9/84 | | | | | | | | | | | | | | | | | | | | |
| 19-1602 | | | R | | | | | | | 17,46 | 50,29 | | | | | | | | 14,73 | |
| 1.3 (901.F0) (50 kW) Eng.AR 30180 5/78-4/80 | | | | | | | | | | | | | | | | | | | | |
| 19-1602 | | | R | | | | | | | 17,46 | 50,29 | | | | | | | | 14,73 | |
| 1.3 SC/ti Super (55 kW) Eng.AR 30164 9/77-9/84 | | | | | | | | | | | | | | | | | | | | |
| 19-1602 | | | R | | | | | | | 17,46 | 50,29 | | | | | | | | 14,73 | |
| 1.3 Super (901.F2) (51 kW) Eng.AR 30160 1/79-9/84 | | | | | | | | | | | | | | | | | | | | |
| 19-1602 | | | R | | | | | | | 17,46 | 50,29 | | | | | | | | 14,73 | |
| 1.3 ti (901.G0) (55 kW) Eng.AR 30184 9/77-9/84 | | | | | | | | | | | | | | | | | | | | |
| 19-1602 | | | R | | | | | | | 17,46 | 50,29 | | | | | | | | 14,73 | |
| 1.3 ti (901.G4) (63 kW) Eng.AR 30168 3/80-12/84 | | | | | | | | | | | | | | | | | | | | |
| 19-1602 | | | R | | | | | | | 17,46 | 50,29 | | | | | | | | 14,73 | |
| 1.5 ti (70 kW) Eng.AR 30128 5/80-6/84 | | | | | | | | | | | | | | | | | | | | |
| 19-1602 | | | R | | | | | | | 17,46 | 50,29 | | | | | | | | 14,73 | |

ALFA ROMEO

| METELLI ref | Spare Parts | | F/R | L/R | | | ABS | A | B | C | D | E | F | G | H | I | L | M | Fig | NOTE |
|--|-------------|--|-----|-----|--|--|-----|---|---|-------|-------|---|---|---|---|---|-------|---|-----|------|
| 1.5 ti (901.F1, 901.F4, 901.G1) (61 kW) Eng.AR 30124 1/79-9/84 | | | | | | | | | | | | | | | | | | | | |
| 19-1602 | | | R | | | | | | | 17,46 | 50,29 | | | | | | 14,73 | | | |
| 1.5 ti Sprint (77 kW) Eng.AR 30146 1/83-12/84 | | | | | | | | | | | | | | | | | | | | |
| 19-1602 | | | R | | | | | | | 17,46 | 50,29 | | | | | | 14,73 | | | |
| Alfasud Giardinetta (904_) 1/78-12/81 | | | | | | | | | | | | | | | | | | | | |
| 1.2 (46 kW) Eng.AR 30102 1/78-12/81 | | | | | | | | | | | | | | | | | | | | |
| 19-1602 | | | R | | | | | | | 17,46 | 50,29 | | | | | | 14,73 | | | |
| 1.3 (48 kW) Eng.AR 30180 1/78-7/79 | | | | | | | | | | | | | | | | | | | | |
| 19-1602 | | | R | | | | | | | 17,46 | 50,29 | | | | | | 14,73 | | | |
| 1.3 (51 kW) Eng.AR 30160 3/80-12/81 | | | | | | | | | | | | | | | | | | | | |
| 19-1602 | | | R | | | | | | | 17,46 | 50,29 | | | | | | 14,73 | | | |
| Alfasud Sprint (902_) 9/76-12/89 | | | | | | | | | | | | | | | | | | | | |
| 1.3 (902.A0) (55 kW) Eng.AR 30184 9/76-12/81 | | | | | | | | | | | | | | | | | | | | |
| 19-1602 | | | R | | | | | | | 17,46 | 50,29 | | | | | | 14,73 | | | |
| 1.4 (55 kW) Eng.AR 30164 5/78-2/80 | | | | | | | | | | | | | | | | | | | | |
| 19-1602 | | | R | | | | | | | 17,46 | 50,29 | | | | | | 14,73 | | | |
| 1.4 (58 kW) Eng.- 5/78-12/79 | | | | | | | | | | | | | | | | | | | | |
| 19-1602 | | | R | | | | | | | 17,46 | 50,29 | | | | | | 14,73 | | | |
| 1.4 (63 kW) Eng.AR 30168 7/79-12/89 | | | | | | | | | | | | | | | | | | | | |
| 19-1602 | | | R | | | | | | | 17,46 | 50,29 | | | | | | 14,73 | | | |
| 1.5 (75 kW) Eng.AR 30146 1/80-12/89 | | | | | | | | | | | | | | | | | | | | |
| 19-1602 | | | R | | | | | | | 17,46 | 50,29 | | | | | | 14,73 | | | |
| 1.5 (902.A1) (61 kW) Eng.AR 30124 5/78-12/81 | | | | | | | | | | | | | | | | | | | | |
| 19-1602 | | | R | | | | | | | 17,46 | 50,29 | | | | | | 14,73 | | | |
| 1.5 (902.A5) (70 kW) Eng.AR 30128 7/79-1/87 | | | | | | | | | | | | | | | | | | | | |
| 19-1602 | | | R | | | | | | | 17,46 | 50,29 | | | | | | 14,73 | | | |

ALFA ROMEO

| METELLI ref | Spare Parts | | F/R | L/R | | | ABS | A | B | C | D | E | F | G | H | I | L | M | Fig | NOTE |
|--|-------------|--------|-----|-----|--|--|-----|---|---|-------|-------|---|---|---|---|---|---|---|-------|------|
| 1.5 (902C) (77 kW) Eng.AR 30146 3/82-12/88 | | | | | | | | | | | | | | | | | | | | |
| 19-1602 | | | R | | | | | | | 17,46 | 50,29 | | | | | | | | 14,73 | |
| 1.7 (87 kW) Eng.AR 30550 3/87-12/89 | | | | | | | | | | | | | | | | | | | | |
| 19-1602 | | | R | | | | | | | 17,46 | 50,29 | | | | | | | | 14,73 | |
| 1.7 i.e. (77 kW) Eng.AR 30558 10/87-12/89 | | | | | | | | | | | | | | | | | | | | |
| 19-1602 | | | R | | | | | | | 17,46 | 50,29 | | | | | | | | 14,73 | |
| Alfetta (116_) 7/74-1/86 | | | | | | | | | | | | | | | | | | | | |
| 1.6 (116.B1A) (79 kW) Eng.AR 01600 1/75-12/84 | | | | | | | | | | | | | | | | | | | | |
| 19-1542 | | -02/80 | F | | | | | | | 17,46 | 50,29 | | | | | | | | 14,73 | |
| 19-1544 | | 03/80- | F | | | | | | | 17,46 | 50,29 | | | | | | | | 14,73 | |
| 1.8 (85 kW) Eng.AR 01608 X 7/74-4/82 | | | | | | | | | | | | | | | | | | | | |
| 19-1542 | | -02/80 | F | | | | | | | 17,46 | 50,29 | | | | | | | | 14,73 | |
| 1.8 (89 kW) Eng.AR 01608 10/79-12/84 | | | | | | | | | | | | | | | | | | | | |
| 19-1542 | | -02/80 | F | | | | | | | 17,46 | 50,29 | | | | | | | | 14,73 | |
| 19-1544 | | 03/80- | F | | | | | | | 17,46 | 50,29 | | | | | | | | 14,73 | |
| 1.8 (116.B2) (90 kW) Eng.AR 01678 10/79-12/84 | | | | | | | | | | | | | | | | | | | | |
| 19-1542 | | -02/80 | F | | | | | | | 17,46 | 50,29 | | | | | | | | 14,73 | |
| 19-1544 | | 03/80- | F | | | | | | | 17,46 | 50,29 | | | | | | | | 14,73 | |
| 2.0 (116.55F, 116.56F, 116.55N, 116.56N) (97 kW) Eng.AR 01655, AR 01713, AR 10520 7/78-12/84 | | | | | | | | | | | | | | | | | | | | |
| 19-1542 | | -02/80 | F | | | | | | | 17,46 | 50,29 | | | | | | | | 14,73 | |
| 19-1544 | | 03/80- | F | | | | | | | 17,46 | 50,29 | | | | | | | | 14,73 | |
| 2.0 (116.55G, 116.56G) (89 kW) Eng.AR 01623 3/77-2/80 | | | | | | | | | | | | | | | | | | | | |
| 19-1542 | | | F | | | | | | | 17,46 | 50,29 | | | | | | | | 14,73 | |
| 2.0 TD (116.BA) (60 kW) Eng.VM4HT/2 10/79-3/83 | | | | | | | | | | | | | | | | | | | | |
| 19-1542 | | -02/80 | F | | | | | | | 17,46 | 50,29 | | | | | | | | 14,73 | |
| 19-1544 | | 03/80- | F | | | | | | | 17,46 | 50,29 | | | | | | | | 14,73 | |

ALFA ROMEO

| METELLI ref | Spare Parts | | F/R | L/R | | | ABS | A | B | C | D | E | F | G | H | I | L | M | Fig | NOTE |
|--|-------------|--------|-----|-----|--|--|-----|----|---|-------|-------|---|-----|---|---|---|---|-------|-----|------|
| 2.4 TD (116.B3) (70 kW) Eng.VM4HT 2.4 4/83-12/84 | | | | | | | | | | | | | | | | | | | | |
| 19-1544 | | | F | | | | | | | 17,46 | 50,29 | | | | | | | 14,73 | | |
| Alfetta GT (116_) 1/74-1/86 | | | | | | | | | | | | | | | | | | | | |
| 1.6 (79 kW) Eng.AR 01600 1/76-9/82 | | | | | | | | | | | | | | | | | | | | |
| 19-1542 | | -02/80 | F | | | | | | | 17,46 | 50,29 | | | | | | | 14,73 | | |
| 19-1544 | | 03/80- | F | | | | | | | 17,46 | 50,29 | | | | | | | 14,73 | | |
| 2.0 (89 kW) Eng.AR 01623 7/78-1/86 | | | | | | | | | | | | | | | | | | | | |
| 19-1542 | | -02/80 | F | | | | | | | 17,46 | 50,29 | | | | | | | 14,73 | | |
| 19-1544 | | 03/80- | F | | | | | | | 17,46 | 50,29 | | | | | | | 14,73 | | |
| 2.0 (96 kW) Eng.AR 01655 6/77-12/84 | | | | | | | | | | | | | | | | | | | | |
| 19-1542 | | -02/80 | F | | | | | | | 17,46 | 50,29 | | | | | | | 14,73 | | |
| 19-1544 | | 03/80- | F | | | | | | | 17,46 | 50,29 | | | | | | | 14,73 | | |
| Brera (939_) 1/06-5/11 | | | | | | | | | | | | | | | | | | | | |
| 1.8 TBi (147 kW) Eng.939 B1.000 5/09-6/10 | | | | | | | | | | | | | | | | | | | | |
| 19-2784 | | | F | | | | | | | | | | 135 | | | | | | | |
| 19-2881 | | | R | | | | | 36 | | 82 | 135 | | | | | | | | | |
| 2.0 JTDM (120 kW) Eng.844 A2.000 3/08-6/10 | | | | | | | | | | | | | | | | | | | | |
| 19-2784 | | | F | | | | | | | | | | 135 | | | | | | | |
| 19-2881 | | | R | | | | | 36 | | 82 | 135 | | | | | | | | | |
| 2.0 JTDM (125 kW) Eng.939 B3.000 5/09-6/10 | | | | | | | | | | | | | | | | | | | | |
| 19-2784 | | | F | | | | | | | | | | 135 | | | | | | | |
| 19-2881 | | | R | | | | | 36 | | 82 | 135 | | | | | | | | | |
| 2.2 JTS (939.DXB11) (136 kW) Eng.939 A5.000 1/06-5/11 | | | | | | | | | | | | | | | | | | | | |
| 19-2784 | | 02/06- | F | | | | | | | | | | 135 | | | | | | | |
| 19-2881 | | 02/06- | R | | | | | 36 | | 82 | 135 | | | | | | | | | |
| 2.4 JTDM 20V (147 kW) Eng.939 A3.000 1/06-3/11 | | | | | | | | | | | | | | | | | | | | |
| 19-2784 | | 02/06- | F | | | | | | | | | | 135 | | | | | | | |

ALFA ROMEO

| METELLI ref | Spare Parts | | F/R | L/R | | ABS | A | B | C | D | E | F | G | H | I | L | M | Fig | NOTE |
|--|-------------|--------|-----|-----|--|-----|---|----|-------|-------|-----|---|---|---|---|---|-------|-----|------|
| 19-2881 | | 02/06- | R | | | | | 36 | | 82 | 135 | | | | | | | | |
| 2.4 JTDM 20V (154 kW) Eng.939 A9.000 5/07-3/11 | | | | | | | | | | | | | | | | | | | |
| 19-2784 | | | F | | | | | | | | 135 | | | | | | | | |
| 19-2881 | | | R | | | | | 36 | | 82 | 135 | | | | | | | | |
| 3.2 JTS (191 kW) Eng.939 A.000 3/08-6/10 | | | | | | | | | | | | | | | | | | | |
| 19-2784 | | | F | | | | | | | | 135 | | | | | | | | |
| 19-2881 | | | R | | | | | 36 | | 82 | 135 | | | | | | | | |
| 3.2 JTS Q4 (939.DXG22) (191 kW) Eng.939 A.000 1/06-5/11 | | | | | | | | | | | | | | | | | | | |
| 19-2784 | | 02/06- | F/R | | | | | | | | 135 | | | | | | | | |
| Giulietta II (116_) 10/77-12/85 | | | | | | | | | | | | | | | | | | | |
| 1.3 (116.44A) (66 kW) Eng.AR 01644 10/77-6/83 | | | | | | | | | | | | | | | | | | | |
| 19-1542 | | -02/80 | F | | | | | | 17,46 | 50,29 | | | | | | | 14,73 | | |
| 19-1544 | | 03/80- | F | | | | | | 17,46 | 50,29 | | | | | | | 14,73 | | |
| 1.6 (116.50B) (79 kW) Eng.AR 01600 10/77-4/85 | | | | | | | | | | | | | | | | | | | |
| 19-1542 | | -02/80 | F | | | | | | 17,46 | 50,29 | | | | | | | 14,73 | | |
| 19-1544 | | 03/80- | F | | | | | | 17,46 | 50,29 | | | | | | | 14,73 | | |
| 1.8 (116.AA, 116.AB) (90 kW) Eng.AR 01678 4/79-4/85 | | | | | | | | | | | | | | | | | | | |
| 19-1542 | | -02/80 | F | | | | | | 17,46 | 50,29 | | | | | | | 14,73 | | |
| 19-1544 | | 03/80- | F | | | | | | 17,46 | 50,29 | | | | | | | 14,73 | | |
| 1.8 Turbo (110 kW) Eng.AR 01354 1/84-12/85 | | | | | | | | | | | | | | | | | | | |
| 19-1544 | | | F | | | | | | 17,46 | 50,29 | | | | | | | 14,73 | | |
| 2.0 (116.A1A) (96 kW) Eng.AR 01655, AR 11671 6/80-4/85 | | | | | | | | | | | | | | | | | | | |
| 19-1544 | | | F | | | | | | 17,46 | 50,29 | | | | | | | 14,73 | | |
| 2.0 TD (61 kW) Eng.VM 4 HT 1/83-12/85 | | | | | | | | | | | | | | | | | | | |
| 19-1544 | | | F | | | | | | 17,46 | 50,29 | | | | | | | 14,73 | | |

ALFA ROMEO

| METELLI ref | Spare Parts | F/R | L/R | ABS | A | B | C | D | E | F | G | H | I | L | M | Fig | NOTE |
|--|-------------|-----|-----|-----|---|---|-------|-------|-------|---|---|---|---|-------|---|-----|------|
| 2.0 Turbo (125 kW) Eng.AR 01699 4/83-6/85 | | | | | | | | | | | | | | | | | |
| 19-1544 | | F | | | | | 17,46 | 50,29 | | | | | | 14,73 | | | |
| Giulietta III (940_) 4/10-1/70 | | | | | | | | | | | | | | | | | |
| 1.4 BiFuel (88 kW) Eng.198 A4.000 12/11-2/17 | | | | | | | | | | | | | | | | | |
| 19-8187 | | R | | | | | 30 | | 130 | | | | | 64,3 | | | |
| 19-8190 | | F | | | | | 42 | 83,4 | 125,5 | | | | | 37,5 | | | |
| 1.4 TB (77 kW) Eng.940 B1.000, 940 B8.000 4/11-2/17 | | | | | | | | | | | | | | | | | |
| 19-8187 | | R | | | | | 30 | | 130 | | | | | 64,3 | | | |
| 19-8190 | | F | | | | | 42 | 83,4 | 125,5 | | | | | 37,5 | | | |
| 1.4 TB (85 kW) Eng.940 A6.000 4/10-2/16 | | | | | | | | | | | | | | | | | |
| 19-8187 | | R | | | | | 30 | | 130 | | | | | 64,3 | | | |
| 19-8190 | | F | | | | | 42 | 83,4 | 125,5 | | | | | 37,5 | | | |
| 1.4 TB (110 kW) Eng.940 C2.000 9/14-10/18 | | | | | | | | | | | | | | | | | |
| 19-8187 | | R | | | | | 30 | | 130 | | | | | 64,3 | | | |
| 19-8190 | | F | | | | | 42 | 83,4 | 125,5 | | | | | 37,5 | | | |
| 1.4 TB (120 kW) Eng.955 A8.000 4/10-10/18 | | | | | | | | | | | | | | | | | |
| 19-8187 | | R | | | | | 30 | | 130 | | | | | 64,3 | | | |
| 19-8190 | | F | | | | | 42 | 83,4 | 125,5 | | | | | 37,5 | | | |
| 1.4 TB (940FXA1A) (88 kW) Eng.198 A4.000, 940 B7.000 4/10-12/20 | | | | | | | | | | | | | | | | | |
| 19-8187 | | R | | | | | 30 | | 130 | | | | | 64,3 | | | |
| 19-8190 | | F | | | | | 42 | 83,4 | 125,5 | | | | | 37,5 | | | |
| 1.4 TB (940FXB1A) (125 kW) Eng.940 A2.000 4/10-10/18 | | | | | | | | | | | | | | | | | |
| 19-8187 | | R | | | | | 30 | | 130 | | | | | 64,3 | | | |
| 19-8190 | | F | | | | | 42 | 83,4 | 125,5 | | | | | 37,5 | | | |
| 1.6 JTDM (940.FYB1_) (88 kW) Eng.552 80 444, 940 C1.000, 940 C5.000 2/15-12/20 | | | | | | | | | | | | | | | | | |
| 19-1564 | | F | | | | | 42 | 83,4 | 125,5 | | | | | 37,5 | | | |
| 19-8187 | | R | | | | | 30 | | 130 | | | | | 64,3 | | | |
| 19-8190 | | F | | | | | 42 | 83,4 | 125,5 | | | | | 37,5 | | | |

ALFA ROMEO

| METELLI ref | Spare Parts | | F/R | L/R | | | ABS | A | B | C | D | E | F | G | H | I | L | M | Fig | NOTE |
|---|-------------|--------|-----|-----|--|--|-----|---|----|----|-------|-------|---|---|---|---|---|---|------|------|
| 2.0 JTDM (940.FXV11) (129 kW) Eng.940 B4.000 11/13-10/18 | | | | | | | | | | | | | | | | | | | | |
| 19-8187 | | | R | | | | | | | 30 | | 130 | | | | | | | 64,3 | |
| 19-8190 | | | F | | | | | | | 42 | 83,4 | 125,5 | | | | | | | 37,5 | |
| 2.0 JTDM (940.FYC1A, 940.FXQ1A) (110 kW) Eng.940 B5.000, 940 C3.000 8/13-10/18 | | | | | | | | | | | | | | | | | | | | |
| 19-8187 | | | R | | | | | | | 30 | | 130 | | | | | | | 64,3 | |
| 19-8190 | | | F | | | | | | | 42 | 83,4 | 125,5 | | | | | | | 37,5 | |
| GT II (937_) 11/03-9/10 | | | | | | | | | | | | | | | | | | | | |
| 1.8 TS (103 kW) Eng.AR 32205 11/03-9/10 | | | | | | | | | | | | | | | | | | | | |
| 19-1564 | | | F | | | | | | | 42 | 83,4 | 125,5 | | | | | | | 37,5 | |
| 19-2533 | | -10/04 | R | | | | | | 36 | 35 | 116,2 | 116 | | | | | | | 63,1 | |
| 19-2761 | | 10/04- | R | | | | | | | 30 | | 117 | | | | | | | 61,6 | |
| 1.9 JTD (110 kW) Eng.937 A5.000 11/03-9/10 | | | | | | | | | | | | | | | | | | | | |
| 19-1564 | | | F | | | | | | | 42 | 83,4 | 125,5 | | | | | | | 37,5 | |
| 19-2533 | | -10/04 | R | | | | | | 36 | 35 | 116,2 | 116 | | | | | | | 63,1 | |
| 19-2761 | | 10/04- | R | | | | | | | 30 | | 117 | | | | | | | 61,6 | |
| 1.9 JTD (125 kW) Eng.937 A6.000 5/08-9/10 | | | | | | | | | | | | | | | | | | | | |
| 19-1564 | | | F | | | | | | | 42 | 83,4 | 125,5 | | | | | | | 37,5 | |
| 19-2761 | | | R | | | | | | | 30 | | 117 | | | | | | | 61,6 | |
| 2.0 JTS (119 kW) Eng.932 A2.000 12/06-9/10 | | | | | | | | | | | | | | | | | | | | |
| 19-1564 | | | F | | | | | | | 42 | 83,4 | 125,5 | | | | | | | 37,5 | |
| 19-2761 | | | R | | | | | | | 30 | | 117 | | | | | | | 61,6 | |
| 2.0 JTS (937CXH1A, 937CXH11) (121 kW) Eng.932 A2.000, 937 A1.000 11/03-9/10 | | | | | | | | | | | | | | | | | | | | |
| 19-1564 | | | F | | | | | | | 42 | 83,4 | 125,5 | | | | | | | 37,5 | |
| 19-2533 | | -10/04 | R | | | | | | 36 | 35 | 116,2 | 116 | | | | | | | 63,1 | |
| 19-2761 | | 10/04- | R | | | | | | | 30 | | 117 | | | | | | | 61,6 | |
| 3.2 GTA (176 kW) Eng.936 A.000 11/03-9/10 | | | | | | | | | | | | | | | | | | | | |
| 19-1564 | | | F | | | | | | | 42 | 83,4 | 125,5 | | | | | | | 37,5 | |
| 19-2533 | | -10/04 | R | | | | | | 36 | 35 | 116,2 | 116 | | | | | | | 63,1 | |

ALFA ROMEO

| METELLI ref | Spare Parts | | F/R | L/R | | | ABS | A | B | C | D | E | F | G | H | I | L | M | Fig | NOTE |
|---|-------------|--------|-----|-----|--|--|-----|---|---|-------|-------|-----|---|---|---|---|-------|---|-----|------|
| 19-2761 | | 10/04- | R | | | | | | | 30 | | 117 | | | | | 61,6 | | | |
| GTV (116_) 1/71-2/87 | | | | | | | | | | | | | | | | | | | | |
| 2.0 (96 kW) Eng.AR 01655, AR 06212 7/78-1/86 | | | | | | | | | | | | | | | | | | | | |
| 19-1544 | | | F | | | | | | | 17,46 | 50,29 | | | | | | 14,73 | | | |
| 19-1599 | | | R | L | | | | | | 42 | 75 | | | | | | 37 | | | |
| 19-1600 | | | R | R | | | | | | 42 | 75 | | | | | | 37 | | | |
| 2.0 (116.36 E) (94 kW) Eng.AR 06212 1/85-12/85 | | | | | | | | | | | | | | | | | | | | |
| 19-1544 | | | F | | | | | | | 17,46 | 50,29 | | | | | | 14,73 | | | |
| 19-1599 | | | R | L | | | | | | 42 | 75 | | | | | | 37 | | | |
| 19-1600 | | | R | R | | | | | | 42 | 75 | | | | | | 37 | | | |
| 2.0 Turbodelta (111 kW) Eng.AR 11642 1/78-12/80 | | | | | | | | | | | | | | | | | | | | |
| 19-1544 | | | F | | | | | | | 17,46 | 50,29 | | | | | | 14,73 | | | |
| 6 2.5 (116.CA) (116 kW) Eng.AR 01646 11/80-2/87 | | | | | | | | | | | | | | | | | | | | |
| 19-1544 | | | F | | | | | | | 17,46 | 50,29 | | | | | | 14,73 | | | |
| 19-1599 | | | R | L | | | | | | 42 | 75 | | | | | | 37 | | | |
| 19-1600 | | | R | R | | | | | | 42 | 75 | | | | | | 37 | | | |
| GTV (916_) 6/95-10/05 | | | | | | | | | | | | | | | | | | | | |
| 1.8 16V (916C3) (106 kW) Eng.AR 32201 (05.98-.) 5/98-10/05 | | | | | | | | | | | | | | | | | | | | |
| 19-1575 | | -04/00 | F | | | | | | | 37 | 72 | | | | | | 37 | | | |
| 19-8127 | | 04/00- | F | | | | | | | 37 | 72 | | | | | | 37 | | | |
| 2.0 JTS (121 kW) Eng.937 A1.000 4/03-10/05 | | | | | | | | | | | | | | | | | | | | |
| 19-8127 | | | F | | | | | | | 37 | 72 | | | | | | 37 | | | |
| 2.0 T.SPARK 16V (916.C2__, 916C2C00) (110 kW) Eng.AR 16201, AR 32310 (10.00-.) 6/95-10/05 | | | | | | | | | | | | | | | | | | | | |
| 19-1575 | | -04/00 | F | | | | | | | 37 | 72 | | | | | | 37 | | | |
| 19-8127 | | | F | | | | | | | 37 | 72 | | | | | | 37 | | | |
| 2.0 T.SPARK 16V (916C2C) (114 kW) Eng.AR 32301 (05.98-.) 9/97-3/03 | | | | | | | | | | | | | | | | | | | | |
| 19-1575 | | -04/00 | F | | | | | | | 37 | 72 | | | | | | 37 | | | |

ALFA ROMEO

| METELLI ref | Spare Parts | | F/R | L/R | | ABS | A | B | C | D | E | F | G | H | I | L | M | Fig | NOTE |
|--|-------------|--------|-----|-----|--|-----|---|----|----|----|-----|---|---|---|---|------|---|-----|------|
| 19-8127 | | | F | | | | | | 37 | 72 | | | | | | 37 | | | |
| 2.0 V6 Turbo (916.C2A) (148 kW) Eng.AR 16202 6/95-9/98 | | | | | | | | | | | | | | | | | | | |
| 19-1548 | | | F | | | | | | 42 | 80 | | | | | | 37 | | | |
| 3.0 V6 24V (916.C1) (162 kW) Eng.AR 16102 (10.96-.) 10/96-10/00 | | | | | | | | | | | | | | | | | | | |
| 19-1548 | | -04/00 | F | | | | | | 42 | 80 | | | | | | 37 | | | |
| 19-1580 | | 04/00- | F | | | | | | 42 | 80 | | | | | | 37 | | | |
| 3.0 V6 24V (916.C1B_) (160 kW) Eng.AR 16105 10/00-10/05 | | | | | | | | | | | | | | | | | | | |
| 19-1580 | | | F | | | | | | 42 | 80 | | | | | | 37 | | | |
| 3.2 V6 24V (176 kW) Eng.936 A6.000 4/03-10/05 | | | | | | | | | | | | | | | | | | | |
| 19-1580 | | | F | | | | | | 42 | 80 | | | | | | 37 | | | |
| Mito (955_) 8/08-1/70 | | | | | | | | | | | | | | | | | | | |
| 0.9 (74 kW) Eng.199 B6.000 12/13-8/18 | | | | | | | | | | | | | | | | | | | |
| 19-1617 | | | R | | | | | | 30 | | 117 | | | | | 60,6 | | | -ABS |
| 19-2536 | | | R | | | | | 33 | 30 | | 117 | | | | | 62 | | | +ABS |
| 19-8158 | | | F | | | | | | 35 | 72 | | | | | | 33 | | | |
| 0.9 TwinAir (63 kW) Eng.312 A2.000 7/11-12/13 | | | | | | | | | | | | | | | | | | | |
| 19-2536 | | | R | | | | | 33 | 30 | | 117 | | | | | 62 | | | |
| 19-8158 | | | F | | | | | | 35 | 72 | | | | | | 33 | | | |
| 0.9 TwinAir (955AXY1B) (77 kW) Eng.199 B6.000 4/13-8/18 | | | | | | | | | | | | | | | | | | | |
| 19-1617 | | | R | | | | | | 30 | | 117 | | | | | 60,6 | | | -ABS |
| 19-2536 | | | R | | | | | 33 | 30 | | 117 | | | | | 62 | | | +ABS |
| 19-8158 | | | F | | | | | | 35 | 72 | | | | | | 33 | | | |
| 1.3 MultiJet (59 kW) Eng.199 B8.000 12/13-12/15 | | | | | | | | | | | | | | | | | | | |
| 19-1617 | | | R | | | | | | 30 | | 117 | | | | | 60,6 | | | -ABS |
| 19-2536 | | | R | | | | | 33 | 30 | | 117 | | | | | 62 | | | +ABS |
| 19-8127 | | | F | | | | | | 37 | 72 | | | | | | 37 | | | |
| 1.3 MultiJet (62 kW) Eng.199 B4.000 1/11-12/15 | | | | | | | | | | | | | | | | | | | |
| 19-2536 | | | R | | | | | 33 | 30 | | 117 | | | | | 62 | | | |

ALFA ROMEO

| METELLI ref | Spare Parts | F/R | L/R | ABS | A | B | C | D | E | F | G | H | I | L | M | Fig | NOTE |
|--|-------------|-----|-----|-----|---|----|----|----|-----|---|---|---|---|------|---|-----|------|
| 19-8127 | | F | | | | | 37 | 72 | | | | | | 37 | | | |
| 1.3 MultiJet (66 kW) Eng.199 A3.000, 955 B2.000 8/08-8/10 | | | | | | | | | | | | | | | | | |
| 19-2536 | | R | | | | 33 | 30 | | 117 | | | | | 62 | | | |
| 19-8127 | | F | | | | | 37 | 72 | | | | | | 37 | | | |
| 1.3 MultiJet (70 kW) Eng.199 B1.000, 330 A1.000 9/09-10/18 | | | | | | | | | | | | | | | | | |
| 19-2536 | | R | | | | 33 | 30 | | 117 | | | | | 62 | | | |
| 19-8127 | | F | | | | | 37 | 72 | | | | | | 37 | | | |
| 1.4 (51 kW) Eng.955 A9.000 5/11-10/18 | | | | | | | | | | | | | | | | | |
| 19-2536 | | R | | | | 33 | 30 | | 117 | | | | | 62 | | | |
| 19-8158 | | F | | | | | 35 | 72 | | | | | | 33 | | | |
| 1.4 (70 kW) Eng.199 A6.000 9/08-8/13 | | | | | | | | | | | | | | | | | |
| 19-2536 | | R | | | | 33 | 30 | | 117 | | | | | 62 | | | |
| 19-8158 | | F | | | | | 35 | 72 | | | | | | 33 | | | |
| 1.4 (955.AXB1B, 955.AXU1A) (57 kW) Eng.350 A1.000 3/11-10/18 | | | | | | | | | | | | | | | | | |
| 19-2536 | | R | | | | 33 | 30 | | 117 | | | | | 62 | | | |
| 19-8158 | | F | | | | | 35 | 72 | | | | | | 33 | | | |
| 1.4 (955.AXB1B) (58 kW) Eng.955 A1.000 8/08-8/13 | | | | | | | | | | | | | | | | | |
| 19-2536 | | R | | | | 33 | 30 | | 117 | | | | | 62 | | | |
| 19-8158 | | F | | | | | 35 | 72 | | | | | | 33 | | | |
| 1.4 Bifuel (88 kW) Eng.198 A4.000 1/09-8/16 | | | | | | | | | | | | | | | | | |
| 19-2536 | | R | | | | 33 | 30 | | 117 | | | | | 62 | | | |
| 19-8127 | | F | | | | | 37 | 72 | | | | | | 37 | | | |
| 1.4 Bifuel (955.AXG1A) (88 kW) Eng.198 A4.000 4/16-10/18 | | | | | | | | | | | | | | | | | |
| 19-1617 | | R | | | | | 30 | | 117 | | | | | 60,6 | | | -ABS |
| 19-2536 | | R | | | | 33 | 30 | | 117 | | | | | 62 | | | +ABS |
| 19-8158 | | F | | | | | 35 | 72 | | | | | | 33 | | | |
| 1.4 MultiAir (955.AXL1B) (77 kW) Eng.955 A6.000 9/09-8/13 | | | | | | | | | | | | | | | | | |
| 19-2536 | | R | | | | 33 | 30 | | 117 | | | | | 62 | | | |
| 19-8158 | | F | | | | | 35 | 72 | | | | | | 33 | | | |

ALFA ROMEO

| METELLI ref | Spare Parts | | F/R | L/R | | | ABS | A | B | C | D | E | F | G | H | I | L | M | Fig | NOTE |
|--|-------------|--|-----|-----|--|--|-----|---|----|----|----|-----|---|---|---|---|---|---|-----|------|
| 1.4 MultiAir (955AXN1B) (125 kW) Eng.940 A2.000 9/09-10/18 | | | | | | | | | | | | | | | | | | | | |
| 19-2536 | | | R | | | | | | 33 | 30 | | 117 | | | | | | | 62 | |
| 19-8127 | | | F | | | | | | | 37 | 72 | | | | | | | | 37 | |
| 1.4 TB (103 kW) Eng.955 B1.000 12/13-10/18 | | | | | | | | | | | | | | | | | | | | |
| 19-2536 | | | R | | | | | | 33 | 30 | | 117 | | | | | | | 62 | |
| 19-8127 | | | F | | | | | | | 37 | 72 | | | | | | | | 37 | |
| 1.4 TJet (110 kW) Eng.198 A1.000 9/08-6/11 | | | | | | | | | | | | | | | | | | | | |
| 19-2536 | | | R | | | | | | 33 | 30 | | 117 | | | | | | | 62 | |
| 19-8127 | | | F | | | | | | | 37 | 72 | | | | | | | | 37 | |
| 1.4 TJet (955AXA1B) (114 kW) Eng.199 A8.000 8/08-6/11 | | | | | | | | | | | | | | | | | | | | |
| 19-2536 | | | R | | | | | | 33 | 30 | | 117 | | | | | | | 62 | |
| 19-8127 | | | F | | | | | | | 37 | 72 | | | | | | | | 37 | |
| 1.4 TJet (955AXG1A) (88 kW) Eng.198 A4.000 8/08-8/13 | | | | | | | | | | | | | | | | | | | | |
| 19-2536 | | | R | | | | | | 33 | 30 | | 117 | | | | | | | 62 | |
| 19-8158 | | | F | | | | | | | 35 | 72 | | | | | | | | 33 | |
| 1.4 Turbo MultiAir (120 kW) Eng.955 A8.000 10/09-10/18 | | | | | | | | | | | | | | | | | | | | |
| 19-2536 | | | R | | | | | | 33 | 30 | | 117 | | | | | | | 62 | |
| 19-8127 | | | F | | | | | | | 37 | 72 | | | | | | | | 37 | |
| 1.4 Turbo MultiAir (955AXM1A, 955AXR11) (99 kW) Eng.955 A2.000, 955 A7.000 10/09-12/14 | | | | | | | | | | | | | | | | | | | | |
| 19-2536 | | | R | | | | | | 33 | 30 | | 117 | | | | | | | 62 | |
| 19-8127 | | | F | | | | | | | 37 | 72 | | | | | | | | 37 | |
| 1.6 JTDM (85 kW) Eng.955 A4.000 8/08-8/15 | | | | | | | | | | | | | | | | | | | | |
| 19-2536 | | | R | | | | | | 33 | 30 | | 117 | | | | | | | 62 | |
| 19-8127 | | | F | | | | | | | 37 | 72 | | | | | | | | 37 | |
| 1.6 JTDM (955AXC1B) (88 kW) Eng.198 A2.000, 955 A3.000 8/08-8/15 | | | | | | | | | | | | | | | | | | | | |
| 19-2536 | | | R | | | | | | 33 | 30 | | 117 | | | | | | | 62 | |
| 19-8127 | | | F | | | | | | | 37 | 72 | | | | | | | | 37 | |

ALFA ROMEO

| METELLI ref | Spare Parts | | F/R | L/R | | | ABS | A | B | C | D | E | F | G | H | I | L | M | Fig | NOTE |
|--|-------------|--|-----|-----|--|--|-----|---|----|---|----|-----|---|---|---|---|---|---|-----|------|
| 19-2881 | | | R | | | | | | 36 | | 82 | 135 | | | | | | | | |
| 2.0 JTDM (120 kW) Eng.844 A2.000 4/09-3/11 | | | | | | | | | | | | | | | | | | | | |
| 19-2784 | | | F | | | | | | | | | 135 | | | | | | | | |
| 19-2881 | | | R | | | | | | 36 | | 82 | 135 | | | | | | | | |
| 2.0 JTDM (125 kW) Eng.939 B3.000 5/09-6/10 | | | | | | | | | | | | | | | | | | | | |
| 19-2784 | | | F | | | | | | | | | 135 | | | | | | | | |
| 19-2881 | | | R | | | | | | 36 | | 82 | 135 | | | | | | | | |
| 2.2 JTS (136 kW) Eng.939 A5.000 3/06-3/11 | | | | | | | | | | | | | | | | | | | | |
| 19-2784 | | | F | | | | | | | | | 135 | | | | | | | | |
| 19-2881 | | | R | | | | | | 36 | | 82 | 135 | | | | | | | | |
| 2.4 JTDM (147 kW) Eng.939 A3.000 3/06-3/11 | | | | | | | | | | | | | | | | | | | | |
| 19-2784 | | | F | | | | | | | | | 135 | | | | | | | | |
| 19-2881 | | | R | | | | | | 36 | | 82 | 135 | | | | | | | | |
| 2.4 JTDM (154 kW) Eng.939 A9.000 3/08-3/11 | | | | | | | | | | | | | | | | | | | | |
| 19-2784 | | | F | | | | | | | | | 135 | | | | | | | | |
| 19-2881 | | | R | | | | | | 36 | | 82 | 135 | | | | | | | | |
| 3.2 JTS (939EXG2B) (191 kW) Eng.939 A.000 3/08-3/11 | | | | | | | | | | | | | | | | | | | | |
| 19-2784 | | | F | | | | | | | | | 135 | | | | | | | | |
| 19-2881 | | | R | | | | | | 36 | | 82 | 135 | | | | | | | | |
| 3.2 JTS Q4 (191 kW) Eng.939 A.000 3/06-3/11 | | | | | | | | | | | | | | | | | | | | |
| 19-2784 | | | F/R | | | | | | | | | 135 | | | | | | | | |

ALFA ROMEO LCV

Giulietta Van (940_) 4/11-1/70

1.4 (940FXA1A) (88 kW) Eng.198 A4.000 4/11-2/16

| | | | | | | | | | | | | | | | | | | | | |
|---------|--|--|---|--|--|--|--|--|--|----|------|-------|--|--|--|--|--|--|------|--|
| 19-8187 | | | R | | | | | | | 30 | | 130 | | | | | | | 64,3 | |
| 19-8190 | | | F | | | | | | | 42 | 83,4 | 125,5 | | | | | | | 37,5 | |

ALFA ROMEO LCV

| METELLI ref | Spare Parts | | F/R | L/R | | | ABS | A | B | C | D | E | F | G | H | I | L | M | Fig | NOTE |
|---|-------------|--|-----|-----|--|--|-----|---|---|----|------|-------|---|---|---|---|---|---|------|------|
| 1.4 (940FXB1A) (125 kW) Eng.940 A2.000 4/11-12/20 | | | | | | | | | | | | | | | | | | | | |
| 19-8187 | | | R | | | | | | | 30 | | 130 | | | | | | | 64,3 | |
| 19-8190 | | | F | | | | | | | 42 | 83,4 | 125,5 | | | | | | | 37,5 | |
| 1.6 JTDM (940FXD1A) (77 kW) Eng.940 A3.000 4/11-2/16 | | | | | | | | | | | | | | | | | | | | |
| 19-8187 | | | R | | | | | | | 30 | | 130 | | | | | | | 64,3 | |
| 19-8190 | | | F | | | | | | | 42 | 83,4 | 125,5 | | | | | | | 37,5 | |
| 1.8 (940FXC1A) (173 kW) Eng.940 A1.000 4/11-2/16 | | | | | | | | | | | | | | | | | | | | |
| 19-8187 | | | R | | | | | | | 30 | | 130 | | | | | | | 64,3 | |
| 19-8190 | | | F | | | | | | | 42 | 83,4 | 125,5 | | | | | | | 37,5 | |
| 2.0 JTDM (940FXE1A) (125 kW) Eng.940 A4.000 4/11-2/16 | | | | | | | | | | | | | | | | | | | | |
| 19-8187 | | | R | | | | | | | 30 | | 130 | | | | | | | 64,3 | |
| 19-8190 | | | F | | | | | | | 42 | 83,4 | 125,5 | | | | | | | 37,5 | |
| 2.0 JTDM (940FXL1A) (103 kW) Eng.940 A5.000 7/13-2/16 | | | | | | | | | | | | | | | | | | | | |
| 19-8187 | | | R | | | | | | | 30 | | 130 | | | | | | | 64,3 | |
| 19-8190 | | | F | | | | | | | 42 | 83,4 | 125,5 | | | | | | | 37,5 | |
| 2.0 JTDM (940FXQ1A) (110 kW) Eng.940 B5.000 8/13-2/16 | | | | | | | | | | | | | | | | | | | | |
| 19-8187 | | | R | | | | | | | 30 | | 130 | | | | | | | 64,3 | |
| 19-8190 | | | F | | | | | | | 42 | 83,4 | 125,5 | | | | | | | 37,5 | |
| 2.0 JTDM (940FXV11) (129 kW) Eng.940 B4.000 5/15-12/20 | | | | | | | | | | | | | | | | | | | | |
| 19-8187 | | | R | | | | | | | 30 | | 130 | | | | | | | 64,3 | |
| 19-8190 | | | F | | | | | | | 42 | 83,4 | 125,5 | | | | | | | 37,5 | |

AUDI

100 I (8_, C1) 11/68-7/76

1.6 (63 kW) Eng.YM 1/75-7/76

| | | | | | | | | | | | | | | | | | | | | |
|--|--|--|---|--|--|--|--|--|--|-------|-------|--|--|--|--|--|--|--|-------|--|
| 19-2500 | | | R | | | | | | | 17,46 | 50,29 | | | | | | | | 14,73 | |
| 1.8 (59 kW) Eng.ZV 11/68-11/71 | | | | | | | | | | | | | | | | | | | | |
| 19-2500 | | | R | | | | | | | 17,46 | 50,29 | | | | | | | | 14,73 | |

AUDI

| METELLI ref | Spare Parts | | F/R | L/R | | | ABS | A | B | C | D | E | F | G | H | I | L | M | Fig | NOTE |
|---|-------------|--------|-----|-----|--|--|-----|---|---|-------|-------|---|---|---|---|---|-------|---|-----|------|
| 1.8 (63 kW) Eng.ZU 9/71-7/74 | | | | | | | | | | | | | | | | | | | | |
| 19-2500 | | | R | | | | | | | 17,46 | 50,29 | | | | | | 14,73 | | | |
| 1.8 (66 kW) Eng.ZX 11/68-11/71 | | | | | | | | | | | | | | | | | | | | |
| 19-2500 | | | R | | | | | | | 17,46 | 50,29 | | | | | | 14,73 | | | |
| 1.8 (74 kW) Eng.ZS, ZZ 10/70-7/76 | | | | | | | | | | | | | | | | | | | | |
| 19-2500 | | | R | | | | | | | 17,46 | 50,29 | | | | | | 14,73 | | | |
| 1.9 (82 kW) Eng.ZJ 9/71-7/76 | | | | | | | | | | | | | | | | | | | | |
| 19-2500 | | | R | | | | | | | 17,46 | 50,29 | | | | | | 14,73 | | | |
| 100 I Coupe (817, C1) 7/70-12/76 | | | | | | | | | | | | | | | | | | | | |
| 1.9 (82 kW) Eng.ZJ 8/71-12/76 | | | | | | | | | | | | | | | | | | | | |
| 19-2500 | | | R | | | | | | | 17,46 | 50,29 | | | | | | 14,73 | | | |
| 1.9 (85 kW) Eng.ZP 7/70-7/71 | | | | | | | | | | | | | | | | | | | | |
| 19-2500 | | | R | | | | | | | 17,46 | 50,29 | | | | | | 14,73 | | | |
| 100 II (43, C2) 6/76-7/83 | | | | | | | | | | | | | | | | | | | | |
| 1.6 (63 kW) Eng.YV 8/76-7/82 | | | | | | | | | | | | | | | | | | | | |
| 19-2500 | | -12/76 | R | | | | | | | 17,46 | 50,29 | | | | | | 14,73 | | | |
| 19-2501 | | 01/77- | R | | | | | | | 19,05 | 50,29 | | | | | | 15,49 | | | |
| 1.9 (74 kW) Eng.WH 8/80-8/84 | | | | | | | | | | | | | | | | | | | | |
| 19-2501 | | | R | | | | | | | 19,05 | 50,29 | | | | | | 15,49 | | | |
| 2.0 (85 kW) Eng.WA 6/76-8/78 | | | | | | | | | | | | | | | | | | | | |
| 19-2500 | | -12/76 | R | | | | | | | 17,46 | 50,29 | | | | | | 14,73 | | | |
| 19-2501 | | 01/77- | R | | | | | | | 19,05 | 50,29 | | | | | | 15,49 | | | |
| 2.0 D (51 kW) Eng.CN 8/78-7/82 | | | | | | | | | | | | | | | | | | | | |
| 19-2501 | | | R | | | | | | | 19,05 | 50,29 | | | | | | 15,49 | | | |
| 2.1 (85 kW) Eng.WB, WE 10/77-7/82 | | | | | | | | | | | | | | | | | | | | |
| 19-2501 | | | R | | | | | | | 19,05 | 50,29 | | | | | | 15,49 | | | |

AUDI

| METELLI ref | Spare Parts | | F/R | L/R | | ABS | A | B | C | D | E | F | G | H | I | L | M | Fig | NOTE |
|--|-------------|--------|-----|-----|--|-----|---|---|-------|-------|---|---|---|---|---|---|---|-------|---------|
| 2.1 (100 kW) Eng.WC (10.79-07.82), WG, WK 3/77-7/82 | | | | | | | | | | | | | | | | | | | |
| 19-2501 | | | R | | | | | | 19,05 | 50,29 | | | | | | | | 15,49 | |
| 100 II Avant (43, C2) 7/77-7/83 | | | | | | | | | | | | | | | | | | | |
| 1.6 (63 kW) Eng.YV 7/77-2/83 | | | | | | | | | | | | | | | | | | | |
| 19-2501 | | | R | | | | | | 19,05 | 50,29 | | | | | | | | 15,49 | |
| 1.9 (74 kW) Eng.WH (02.83-.) 8/80-7/82 | | | | | | | | | | | | | | | | | | | |
| 19-2501 | | | R | | | | | | 19,05 | 50,29 | | | | | | | | 15,49 | |
| 2.0 (85 kW) Eng.WA 8/77-7/80 | | | | | | | | | | | | | | | | | | | |
| 19-2501 | | | R | | | | | | 19,05 | 50,29 | | | | | | | | 15,49 | |
| 2.0 D (51 kW) Eng.CN 8/78-2/83 | | | | | | | | | | | | | | | | | | | |
| 19-2501 | | | R | | | | | | 19,05 | 50,29 | | | | | | | | 15,49 | |
| 2.1 (85 kW) Eng.WB, WE (07.77-.) 7/77-2/83 | | | | | | | | | | | | | | | | | | | |
| 19-2501 | | | R | | | | | | 19,05 | 50,29 | | | | | | | | 15,49 | |
| 2.1 (100 kW) Eng.WC (10.79-02.83), WG 7/77-2/83 | | | | | | | | | | | | | | | | | | | |
| 19-2501 | | | R | | | | | | 19,05 | 50,29 | | | | | | | | 15,49 | |
| 100 III (44, 44Q, C3) 8/82-7/91 | | | | | | | | | | | | | | | | | | | |
| 1.8 (55 kW) Eng.DR, RS 8/82-12/87 | | | | | | | | | | | | | | | | | | | |
| 19-2501 | | | R | | | | | | 19,05 | 50,29 | | | | | | | | 15,49 | |
| 1.8 (65 kW) Eng.SH (08.86-07.88) 2/86-7/88 | | | | | | | | | | | | | | | | | | | |
| 19-2105 | | 01/88- | F | | | | | | 43 | 82 | | | | | | | | 37 | M/T |
| 19-2501 | | | R | | | | | | 19,05 | 50,29 | | | | | | | | 15,49 | |
| 1.8 (66 kW) Eng.DS (08.83-07.89), JW (08.83-07.89), NP (01.88-.) 8/83-7/89 | | | | | | | | | | | | | | | | | | | |
| 19-2105 | | 01/88- | F | | | | | | 43 | 82 | | | | | | | | 37 | M/T |
| 19-2501 | | | R | | | | | | 19,05 | 50,29 | | | | | | | | 15,49 | |
| 1.8 Cat (66 kW) Eng.4B (01.88-.), PH (-12.87) 3/85-11/90 | | | | | | | | | | | | | | | | | | | |
| 19-2105 | | 01/88- | F | | | | | | 43 | 82 | | | | | | | | 37 | M/T+A/T |
| 19-2501 | | | R | | | | | | 19,05 | 50,29 | | | | | | | | 15,49 | |

AUDI

| METELLI ref | Spare Parts | | F/R | L/R | | | ABS | A | B | C | D | E | F | G | H | I | L | M | Fig | NOTE |
|---|-------------|--------|-----|-----|--|--|-----|---|---|-------|-------|---|---|---|---|---|---|-------|-----|---------|
| 1.8 Cat quattro (66 kW) Eng.4B (08.88-), PH (-07.88) 8/85-11/90 | | | | | | | | | | | | | | | | | | | | |
| 19-2105 | | 01/88- | F/R | | | | | | | 43 | 82 | | | | | | | 37 | | |
| 1.8 quattro (65 kW) Eng.SH (08.86-07.90) 8/86-7/90 | | | | | | | | | | | | | | | | | | | | |
| 19-2105 | | 01/88- | F/R | | | | | | | 43 | 82 | | | | | | | 37 | | |
| 1.8 quattro (66 kW) Eng.JW (10.84-07.88), NP 10/84-7/88 | | | | | | | | | | | | | | | | | | | | |
| 19-2105 | | 01/88- | F/R | | | | | | | 43 | 82 | | | | | | | 37 | | |
| 1.9 (74 kW) Eng.WH (02.83-) 8/82-7/84 | | | | | | | | | | | | | | | | | | | | |
| 19-2501 | | | R | | | | | | | 19,05 | 50,29 | | | | | | | 15,49 | | |
| 2.0 (83 kW) Eng.SL (08.86-11.87) 8/86-11/87 | | | | | | | | | | | | | | | | | | | | |
| 19-2501 | | | R | | | | | | | 19,05 | 50,29 | | | | | | | 15,49 | | |
| 2.0 (85 kW) Eng.KP (08.84-12.87) 8/84-12/87 | | | | | | | | | | | | | | | | | | | | |
| 19-2501 | | | R | | | | | | | 19,05 | 50,29 | | | | | | | 15,49 | | |
| 2.0 Cat (85 kW) Eng.RT (01.88-11.90) 1/88-11/90 | | | | | | | | | | | | | | | | | | | | |
| 19-2105 | | 01/90- | F | | | | | | | 43 | 82 | | | | | | | 37 | | M/T+A/T |
| 19-2501 | | | R | | | | | | | 19,05 | 50,29 | | | | | | | 15,49 | | |
| 2.0 D (51 kW) Eng.CN 8/82-7/88 | | | | | | | | | | | | | | | | | | | | |
| 19-2105 | | 01/88- | F | | | | | | | 43 | 82 | | | | | | | 37 | | M/T |
| 19-2501 | | | R | | | | | | | 19,05 | 50,29 | | | | | | | 15,49 | | |
| 2.0 D Turbo (64 kW) Eng.DE 8/82-2/88 | | | | | | | | | | | | | | | | | | | | |
| 19-2105 | | 01/88- | F | | | | | | | 43 | 82 | | | | | | | 37 | | M/T |
| 19-2501 | | | R | | | | | | | 19,05 | 50,29 | | | | | | | 15,49 | | |
| 2.0 D Turbo (74 kW) Eng.NC 3/88-11/90 | | | | | | | | | | | | | | | | | | | | |
| 19-2105 | | 01/90- | F | | | | | | | 43 | 82 | | | | | | | 37 | | M/T+A/T |
| 19-2501 | | | R | | | | | | | 19,05 | 50,29 | | | | | | | 15,49 | | |
| 2.1 (100 kW) Eng.WC (08.82-07.84) 8/82-7/84 | | | | | | | | | | | | | | | | | | | | |
| 19-2501 | | | R | | | | | | | 19,05 | 50,29 | | | | | | | 15,49 | | |
| 2.2 (79 kW) Eng.WU 8/82-7/84 | | | | | | | | | | | | | | | | | | | | |
| 19-2501 | | | R | | | | | | | 19,05 | 50,29 | | | | | | | 15,49 | | |

AUDI

| METELLI ref | Spare Parts | | F/R | L/R | | | ABS | A | B | C | D | E | F | G | H | I | L | M | Fig | NOTE |
|---|-------------|-------------|-----|-----|--|--|-----|---|---|-------|-------|---|---|---|---|---|---|-------|-----|---------|
| 2.4 D (60 kW) Eng.3D (08.89-07.91) 8/89-7/91 | | | | | | | | | | | | | | | | | | | | |
| 19-2105 | | 01/90-11/90 | F | | | | | | | 43 | 82 | | | | | | | 37 | | M/T+A/T |
| 19-2501 | | -11/90 | R | | | | | | | 19,05 | 50,29 | | | | | | | 15,49 | | |
| 2.5 TDI (88 kW) Eng.1T (01.90-10.90) 1/90-11/90 | | | | | | | | | | | | | | | | | | | | |
| 19-2105 | | | F | | | | | | | 43 | 82 | | | | | | | 37 | | M/T+A/T |
| 19-2501 | | | R | | | | | | | 19,05 | 50,29 | | | | | | | 15,49 | | |
| 100 III Avant (44, 44Q, C3) 8/82-11/90 | | | | | | | | | | | | | | | | | | | | |
| 1.8 (55 kW) Eng.DR, RS 8/82-12/87 | | | | | | | | | | | | | | | | | | | | |
| 19-2501 | | | R | | | | | | | 19,05 | 50,29 | | | | | | | 15,49 | | |
| 1.8 (65 kW) Eng.SH (08.86-07.90) 2/86-7/90 | | | | | | | | | | | | | | | | | | | | |
| 19-2105 | | 01/88- | F | | | | | | | 43 | 82 | | | | | | | 37 | | M/T+A/T |
| 19-2501 | | | R | | | | | | | 19,05 | 50,29 | | | | | | | 15,49 | | |
| 1.8 (66 kW) Eng.DS, JW (08.83-07.89), NP 8/83-7/89 | | | | | | | | | | | | | | | | | | | | |
| 19-2105 | | 01/88- | F | | | | | | | 43 | 82 | | | | | | | 37 | | M/T |
| 19-2501 | | | R | | | | | | | 19,05 | 50,29 | | | | | | | 15,49 | | |
| 1.8 Cat (66 kW) Eng.4B (01.88-), PH (-12.87) 3/85-11/90 | | | | | | | | | | | | | | | | | | | | |
| 19-2105 | | 01/88- | F | | | | | | | 43 | 82 | | | | | | | 37 | | M/T+A/T |
| 19-2501 | | | R | | | | | | | 19,05 | 50,29 | | | | | | | 15,49 | | |
| 1.8 Cat quattro (66 kW) Eng.4B (08.88-), PH (-07.88) 8/85-10/90 | | | | | | | | | | | | | | | | | | | | |
| 19-2105 | | 01/88- | F/R | | | | | | | 43 | 82 | | | | | | | 37 | | |
| 1.8 quattro (65 kW) Eng.SH (08.86-07.90) 8/86-7/90 | | | | | | | | | | | | | | | | | | | | |
| 19-2105 | | 01/88- | F/R | | | | | | | 43 | 82 | | | | | | | 37 | | |
| 1.8 quattro (66 kW) Eng.JW (10.84-07.88), NP 10/84-7/88 | | | | | | | | | | | | | | | | | | | | |
| 19-2105 | | 01/88- | F/R | | | | | | | 43 | 82 | | | | | | | 37 | | |
| 1.9 (74 kW) Eng.WH (02.83-) 2/83-7/84 | | | | | | | | | | | | | | | | | | | | |
| 19-2501 | | | R | | | | | | | 19,05 | 50,29 | | | | | | | 15,49 | | |
| 2.0 (83 kW) Eng.SL (09.86-11.87) 9/86-11/87 | | | | | | | | | | | | | | | | | | | | |
| 19-2501 | | | R | | | | | | | 19,05 | 50,29 | | | | | | | 15,49 | | |

AUDI

| METELLI ref | Spare Parts | | F/R | L/R | | | ABS | A | B | C | D | E | F | G | H | I | L | M | Fig | NOTE |
|---|-------------|--------|-----|-----|--|--|-----|---|---|-------|-------|---|---|---|---|---|---|-------|-----|---------|
| 2.0 D (51 kW) Eng.CN 3/83-11/90 | | | | | | | | | | | | | | | | | | | | |
| 19-2105 | | 01/88- | F | | | | | | | 43 | 82 | | | | | | | 37 | | M/T+A/T |
| 19-2501 | | | R | | | | | | | 19,05 | 50,29 | | | | | | | 15,49 | | |
| 2.0 E (85 kW) Eng.KP (01.85-12.87) 1/85-12/87 | | | | | | | | | | | | | | | | | | | | |
| 19-2501 | | | R | | | | | | | 19,05 | 50,29 | | | | | | | 15,49 | | |
| 2.0 E Cat (85 kW) Eng.RT (01.88-11.90) 1/88-11/90 | | | | | | | | | | | | | | | | | | | | |
| 19-2105 | | 01/90- | F | | | | | | | 43 | 82 | | | | | | | 37 | | M/T+A/T |
| 19-2501 | | | R | | | | | | | 19,05 | 50,29 | | | | | | | 15,49 | | |
| 2.0 TD (64 kW) Eng.DE 3/83-10/87 | | | | | | | | | | | | | | | | | | | | |
| 19-2501 | | | R | | | | | | | 19,05 | 50,29 | | | | | | | 15,49 | | |
| 2.0 TD (74 kW) Eng.NC 3/88-11/90 | | | | | | | | | | | | | | | | | | | | |
| 19-2105 | | 01/90- | F | | | | | | | 43 | 82 | | | | | | | 37 | | M/T+A/T |
| 19-2501 | | | R | | | | | | | 19,05 | 50,29 | | | | | | | 15,49 | | |
| 2.1 (96 kW) Eng.KF 8/82-7/84 | | | | | | | | | | | | | | | | | | | | |
| 19-2501 | | | R | | | | | | | 19,05 | 50,29 | | | | | | | 15,49 | | |
| 2.1 (100 kW) Eng.WC (08.82-07.84) 8/82-7/84 | | | | | | | | | | | | | | | | | | | | |
| 19-2501 | | | R | | | | | | | 19,05 | 50,29 | | | | | | | 15,49 | | |
| 2.2 (85 kW) Eng.KZ (10.84-09.86) 10/84-9/86 | | | | | | | | | | | | | | | | | | | | |
| 19-2501 | | | R | | | | | | | 19,05 | 50,29 | | | | | | | 15,49 | | |
| 2.2 (101 kW) Eng.KU 8/84-12/88 | | | | | | | | | | | | | | | | | | | | |
| 19-2105 | | 01/88- | F | | | | | | | 43 | 82 | | | | | | | 37 | | M/T |
| 19-2501 | | | R | | | | | | | 19,05 | 50,29 | | | | | | | 15,49 | | |
| 2.2 Cat (101 kW) Eng.HX, KU (06.89-11.90) 6/89-11/90 | | | | | | | | | | | | | | | | | | | | |
| 19-2105 | | 01/90- | F | | | | | | | 43 | 82 | | | | | | | 37 | | M/T+A/T |
| 19-2501 | | | R | | | | | | | 19,05 | 50,29 | | | | | | | 15,49 | | |
| 2.2 Cat quattro (101 kW) Eng.HX, KU (06.89-11.90) 6/89-11/90 | | | | | | | | | | | | | | | | | | | | |
| 19-2105 | | | F/R | | | | | | | 43 | 82 | | | | | | | 37 | | |
| 2.2 quattro (101 kW) Eng.KU 8/84-12/88 | | | | | | | | | | | | | | | | | | | | |
| 19-2105 | | 01/88- | F/R | | | | | | | 43 | 82 | | | | | | | 37 | | |

AUDI

| METELLI ref | Spare Parts | | F/R | L/R | | | ABS | A | B | C | D | E | F | G | H | I | L | M | Fig | NOTE |
|---|-------------|--------|-----|-----|--|--|-----|---|---|-------|-------|---|---|---|---|---|---|---|-------|---------|
| 2.2 Turbo (121 kW) Eng.MC (08.86-11.90) 8/86-11/90 | | | | | | | | | | | | | | | | | | | | |
| 19-2105 | | 01/88- | F | | | | | | | 43 | 82 | | | | | | | | 37 | M/T+A/T |
| 19-2501 | | | R | | | | | | | 19,05 | 50,29 | | | | | | | | 15,49 | |
| 2.2 Turbo quattro (121 kW) Eng.MC (08.86-11.90) 8/86-11/90 | | | | | | | | | | | | | | | | | | | | |
| 19-2105 | | 01/88- | F/R | | | | | | | 43 | 82 | | | | | | | | 37 | |
| 2.3 (98 kW) Eng.NF 3/90-11/90 | | | | | | | | | | | | | | | | | | | | |
| 19-2105 | | | F | | | | | | | 43 | 82 | | | | | | | | 37 | M/T+A/T |
| 19-2501 | | | R | | | | | | | 19,05 | 50,29 | | | | | | | | 15,49 | |
| 2.3 (100 kW) Eng.NF (11.86-11.90) 8/86-11/90 | | | | | | | | | | | | | | | | | | | | |
| 19-2105 | | 01/88- | F | | | | | | | 43 | 82 | | | | | | | | 37 | M/T+A/T |
| 19-2501 | | | R | | | | | | | 19,05 | 50,29 | | | | | | | | 15,49 | |
| 2.3 E quattro (100 kW) Eng.NF (11.86-11.90) 8/86-11/90 | | | | | | | | | | | | | | | | | | | | |
| 19-2105 | | 01/88- | F/R | | | | | | | 43 | 82 | | | | | | | | 37 | |
| 2.3 quattro (98 kW) Eng.NF 1/90-11/90 | | | | | | | | | | | | | | | | | | | | |
| 19-2105 | | | F/R | | | | | | | 43 | 82 | | | | | | | | 37 | |
| 2.4 D (60 kW) Eng.3D (08.89-11.90) 8/89-11/90 | | | | | | | | | | | | | | | | | | | | |
| 19-2105 | | 01/90- | F | | | | | | | 43 | 82 | | | | | | | | 37 | M/T+A/T |
| 19-2501 | | | R | | | | | | | 19,05 | 50,29 | | | | | | | | 15,49 | |
| 2.5 TDI (88 kW) Eng.1T (01.90-10.90) 1/90-11/90 | | | | | | | | | | | | | | | | | | | | |
| 19-2105 | | | F | | | | | | | 43 | 82 | | | | | | | | 37 | M/T+A/T |
| 19-2501 | | | R | | | | | | | 19,05 | 50,29 | | | | | | | | 15,49 | |
| 100 IV (4A2, C4) 12/90-12/94 | | | | | | | | | | | | | | | | | | | | |
| 2.0 (74 kW) Eng.AAE (12.90-.) 12/90-7/94 | | | | | | | | | | | | | | | | | | | | |
| 19-2105 | | | F | | | | | | | 43 | 82 | | | | | | | | 37 | |
| 19-2501 | | | R | | | | | | | 19,05 | 50,29 | | | | | | | | 15,49 | |
| 2.0 E (85 kW) Eng.AAD (12.90-12.92), ABK (01.93-06.94) 12/90-7/94 | | | | | | | | | | | | | | | | | | | | |
| 19-2105 | | | F | | | | | | | 43 | 82 | | | | | | | | 37 | |
| 19-2501 | | | R | | | | | | | 19,05 | 50,29 | | | | | | | | 15,49 | |

AUDI

| METELLI ref | Spare Parts | F/R | L/R | ABS | A | B | C | D | E | F | G | H | I | L | M | Fig | NOTE |
|--|-------------|-----|-----|-----|---|---|-------|-------|---|---|---|---|---|---|---|-------|------|
| 2.8 E (128 kW) Eng.AAH 12/90-7/94 | | | | | | | | | | | | | | | | | |
| 19-2105 | | F | | | | | 43 | 82 | | | | | | | | 37 | |
| 19-2501 | | R | | | | | 19,05 | 50,29 | | | | | | | | 15,49 | |
| 2.8 E quattro (128 kW) Eng.AAH (09.91-.) 12/90-7/94 | | | | | | | | | | | | | | | | | |
| 19-2105 | | F/R | | | | | 43 | 82 | | | | | | | | 37 | |
| S4 Turbo quattro (169 kW) Eng.AAN (09.91-.) 8/91-7/94 | | | | | | | | | | | | | | | | | |
| 19-2105 | | F/R | | | | | 43 | 82 | | | | | | | | 37 | |
| S4 V8 quattro (206 kW) Eng.ABH (10.92-02.94) 10/92-7/94 | | | | | | | | | | | | | | | | | |
| 19-2105 | | F/R | | | | | 43 | 82 | | | | | | | | 37 | |
| 100 IV Avant (4A5, C4) 12/90-12/94 | | | | | | | | | | | | | | | | | |
| 2.0 E (74 kW) Eng.AAE (09.91-.) 9/91-7/94 | | | | | | | | | | | | | | | | | |
| 19-2105 | | F | | | | | 43 | 82 | | | | | | | | 37 | |
| 19-2501 | | R | | | | | 19,05 | 50,29 | | | | | | | | 15,49 | |
| 2.0 E (85 kW) Eng.AAD (09.91-12.92), ABK (01.93-06.94) 9/91-7/94 | | | | | | | | | | | | | | | | | |
| 19-2105 | | F | | | | | 43 | 82 | | | | | | | | 37 | |
| 19-2501 | | R | | | | | 19,05 | 50,29 | | | | | | | | 15,49 | |
| 2.0 E 16V (103 kW) Eng.ACE 7/92-7/94 | | | | | | | | | | | | | | | | | |
| 19-2105 | | F | | | | | 43 | 82 | | | | | | | | 37 | |
| 19-2501 | | R | | | | | 19,05 | 50,29 | | | | | | | | 15,49 | |
| 2.0 E 16V quattro (103 kW) Eng.ACE 7/92-7/94 | | | | | | | | | | | | | | | | | |
| 19-2105 | | F/R | | | | | 43 | 82 | | | | | | | | 37 | |
| 2.0 E quattro (85 kW) Eng.AAD (12.90-07.92) 12/90-7/92 | | | | | | | | | | | | | | | | | |
| 19-2105 | | F/R | | | | | 43 | 82 | | | | | | | | 37 | |
| 2.3 E (98 kW) Eng.AAR (09.91-.) 9/91-7/94 | | | | | | | | | | | | | | | | | |
| 19-2105 | | F | | | | | 43 | 82 | | | | | | | | 37 | |
| 19-2501 | | R | | | | | 19,05 | 50,29 | | | | | | | | 15,49 | |
| 2.3 E quattro (98 kW) Eng.AAR (09.91-.) 9/91-7/94 | | | | | | | | | | | | | | | | | |
| 19-2105 | | F/R | | | | | 43 | 82 | | | | | | | | 37 | |

| AUDI | | | | | | | | | | | | | | | | | | | | |
|---|-------------|--|-----|-----|--|--|-----|---|---|-------|-------|---|---|---|---|---|---|---|-------|------|
| METELLI ref | Spare Parts | | F/R | L/R | | | ABS | A | B | C | D | E | F | G | H | I | L | M | Fig | NOTE |
| 2.4 D (60 kW) Eng.AAS (09.91-06.94) 12/90-7/94 | | | | | | | | | | | | | | | | | | | | |
| 19-2105 | | | F | | | | | | | 43 | 82 | | | | | | | | 37 | |
| 19-2501 | | | R | | | | | | | 19,05 | 50,29 | | | | | | | | 15,49 | |
| 2.5 TDI (85 kW) Eng.AAT (09.91-06.94), ABP (09.91-07.92) 12/90-7/94 | | | | | | | | | | | | | | | | | | | | |
| 19-2105 | | | F | | | | | | | 43 | 82 | | | | | | | | 37 | |
| 19-2501 | | | R | | | | | | | 19,05 | 50,29 | | | | | | | | 15,49 | |
| 2.6 (102 kW) Eng.ACZ 7/93-7/94 | | | | | | | | | | | | | | | | | | | | |
| 19-2105 | | | F | | | | | | | 43 | 82 | | | | | | | | 37 | |
| 19-2501 | | | R | | | | | | | 19,05 | 50,29 | | | | | | | | 15,49 | |
| 2.6 (110 kW) Eng.ABC (03.92-.) 3/92-7/94 | | | | | | | | | | | | | | | | | | | | |
| 19-2105 | | | F | | | | | | | 43 | 82 | | | | | | | | 37 | |
| 19-2501 | | | R | | | | | | | 19,05 | 50,29 | | | | | | | | 15,49 | |
| 2.6 E quattro (102 kW) Eng.ACZ 8/93-7/94 | | | | | | | | | | | | | | | | | | | | |
| 19-2105 | | | F/R | | | | | | | 43 | 82 | | | | | | | | 37 | |
| 2.6 quattro (110 kW) Eng.ABC (07.92-.) 7/92-7/94 | | | | | | | | | | | | | | | | | | | | |
| 19-2105 | | | F/R | | | | | | | 43 | 82 | | | | | | | | 37 | |
| 2.8 E (128 kW) Eng.AAH (09.91-.) 9/91-7/94 | | | | | | | | | | | | | | | | | | | | |
| 19-2105 | | | F | | | | | | | 43 | 82 | | | | | | | | 37 | |
| 19-2501 | | | R | | | | | | | 19,05 | 50,29 | | | | | | | | 15,49 | |
| 2.8 E quattro (128 kW) Eng.AAH (09.91-.) 9/91-7/94 | | | | | | | | | | | | | | | | | | | | |
| 19-2105 | | | F/R | | | | | | | 43 | 82 | | | | | | | | 37 | |
| S4 Turbo quattro (169 kW) Eng.AAN (09.91-.) 9/91-7/94 | | | | | | | | | | | | | | | | | | | | |
| 19-2105 | | | F/R | | | | | | | 43 | 82 | | | | | | | | 37 | |
| S4 V8 quattro (206 kW) Eng.ABH (10.92-02.94) 10/92-7/94 | | | | | | | | | | | | | | | | | | | | |
| 19-2105 | | | F/R | | | | | | | 43 | 82 | | | | | | | | 37 | |
| 200 I (43, C2) 10/79-9/82 | | | | | | | | | | | | | | | | | | | | |
| 2.1 5E (100 kW) Eng.WC (10.79-09.82) 10/79-9/82 | | | | | | | | | | | | | | | | | | | | |
| 19-2501 | | | R | | | | | | | 19,05 | 50,29 | | | | | | | | 15,49 | |

AUDI

| METELLI ref | Spare Parts | | F/R | L/R | | | ABS | A | B | C | D | E | F | G | H | I | L | M | Fig | NOTE |
|---|-------------|--|-----|-----|--|--|-----|---|---|-------|-------|---|---|---|---|---|---|-------|-----|------|
| 2.1 5T (100 kW) Eng.WK 10/79-9/82 | | | | | | | | | | | | | | | | | | | | |
| 19-2501 | | | R | | | | | | | 19,05 | 50,29 | | | | | | | 15,49 | | |
| 2.1 5T (125 kW) Eng.WJ 10/79-8/82 | | | | | | | | | | | | | | | | | | | | |
| 19-2501 | | | R | | | | | | | 19,05 | 50,29 | | | | | | | 15,49 | | |
| 200 II Avant (44, 44Q, C3) 9/83-12/91 | | | | | | | | | | | | | | | | | | | | |
| 2.2 20V Turbo quattro (162 kW) Eng.3B (07.89-12.90) 7/89-12/90 | | | | | | | | | | | | | | | | | | | | |
| 19-2105 | | | F/R | | | | | | | 43 | 82 | | | | | | | 37 | | |
| 2.2 Turbo (121 kW) Eng.MC (08.85-09.91) 8/85-9/91 | | | | | | | | | | | | | | | | | | | | |
| 19-2105 | | | F | | | | | | | 43 | 82 | | | | | | | 37 | | M/T |
| 19-2501 | | | R | | | | | | | 19,05 | 50,29 | | | | | | | 15,49 | | |
| 2.2 Turbo quattro (121 kW) Eng.MC (08.85-12.90) 9/83-12/90 | | | | | | | | | | | | | | | | | | | | |
| 19-2105 | | | F/R | | | | | | | 43 | 82 | | | | | | | 37 | | |
| 2.2 Turbo quattro (147 kW) Eng.1B (02.88-12.90) 2/88-12/91 | | | | | | | | | | | | | | | | | | | | |
| 19-2105 | | | F/R | | | | | | | 43 | 82 | | | | | | | 37 | | |
| 2.3 (100 kW) Eng.NF (11.86-09.91) 11/86-9/91 | | | | | | | | | | | | | | | | | | | | |
| 19-2105 | | | F | | | | | | | 43 | 82 | | | | | | | 37 | | M/T |
| 19-2501 | | | R | | | | | | | 19,05 | 50,29 | | | | | | | 15,49 | | |
| 200 II (44, 44Q, C3) 8/83-12/91 | | | | | | | | | | | | | | | | | | | | |
| 2.1 5E (100 kW) Eng.KH, WC (08.83-07.84) 8/83-7/84 | | | | | | | | | | | | | | | | | | | | |
| 19-2501 | | | R | | | | | | | 19,05 | 50,29 | | | | | | | 15,49 | | |
| 2.1 Turbo (134 kW) Eng.KG 8/83-1/88 | | | | | | | | | | | | | | | | | | | | |
| 19-2501 | | | R | | | | | | | 19,05 | 50,29 | | | | | | | 15,49 | | |
| 2.2 (101 kW) Eng.KU 8/84-7/85 | | | | | | | | | | | | | | | | | | | | |
| 19-2501 | | | R | | | | | | | 19,05 | 50,29 | | | | | | | 15,49 | | |
| 2.2 20V Turbo quattro (162 kW) Eng.3B (03.89-12.90) 3/89-12/90 | | | | | | | | | | | | | | | | | | | | |
| 19-2105 | | | F/R | | | | | | | 43 | 82 | | | | | | | 37 | | |

AUDI

| METELLI ref | Spare Parts | | F/R | L/R | | | ABS | A | B | C | D | E | F | G | H | I | L | M | Fig | NOTE |
|---|-------------|--------|-----|-----|--|--|-----|---|---|-------|-------|---|---|---|---|---|---|-------|-----|------|
| 2.2 Turbo (121 kW) Eng.MC (08.85-09.91) 8/85-9/91 | | | | | | | | | | | | | | | | | | | | |
| 19-2105 | | 02/88- | F | | | | | | | 43 | 82 | | | | | | | 37 | | M/T |
| 19-2501 | | | R | | | | | | | 19,05 | 50,29 | | | | | | | 15,49 | | |
| 2.2 Turbo (140 kW) Eng.2B (02.88-12.90) 2/88-12/90 | | | | | | | | | | | | | | | | | | | | |
| 19-2105 | | | F | | | | | | | 43 | 82 | | | | | | | 37 | | M/T |
| 19-2501 | | | R | | | | | | | 19,05 | 50,29 | | | | | | | 15,49 | | |
| 2.2 Turbo (147 kW) Eng.1B (02.88-12.90) 2/88-12/90 | | | | | | | | | | | | | | | | | | | | |
| 19-2105 | | | F | | | | | | | 43 | 82 | | | | | | | 37 | | M/T |
| 19-2501 | | | R | | | | | | | 19,05 | 50,29 | | | | | | | 15,49 | | |
| 2.2 Turbo quattro (121 kW) Eng.MC (08.85-12.91) 1/85-12/91 | | | | | | | | | | | | | | | | | | | | |
| 19-2105 | | 02/88- | F/R | | | | | | | 43 | 82 | | | | | | | 37 | | |
| 2.2 Turbo quattro (147 kW) Eng.1B (02.88-11.90) 2/88-11/90 | | | | | | | | | | | | | | | | | | | | |
| 19-2105 | | | F/R | | | | | | | 43 | 82 | | | | | | | 37 | | |
| 2.3 (100 kW) Eng.NF (11.86-09.91) 11/86-9/91 | | | | | | | | | | | | | | | | | | | | |
| 19-2105 | | 02/88- | F | | | | | | | 43 | 82 | | | | | | | 37 | | M/T |
| 19-2501 | | | R | | | | | | | 19,05 | 50,29 | | | | | | | 15,49 | | |
| 50 (86) 8/74-7/78 | | | | | | | | | | | | | | | | | | | | |
| 0.8 (25 kW) Eng.HE 1/76-7/78 | | | | | | | | | | | | | | | | | | | | |
| 19-2100 | | | F | | | | | | | 34 | 62 | | | | | | | 37 | | |
| 19-2500 | | | R | | | | | | | 17,46 | 50,29 | | | | | | | 14,73 | | |
| 1.1 (37 kW) Eng.HB 8/74-7/78 | | | | | | | | | | | | | | | | | | | | |
| 19-2100 | | | F | | | | | | | 34 | 62 | | | | | | | 37 | | |
| 19-2500 | | | R | | | | | | | 17,46 | 50,29 | | | | | | | 14,73 | | |
| 1.1 (44 kW) Eng.HC 8/74-7/77 | | | | | | | | | | | | | | | | | | | | |
| 19-2100 | | | F | | | | | | | 34 | 62 | | | | | | | 37 | | |
| 19-2500 | | | R | | | | | | | 17,46 | 50,29 | | | | | | | 14,73 | | |
| 1.3 (43 kW) Eng.HJ 1/77-7/78 | | | | | | | | | | | | | | | | | | | | |
| 19-2100 | | | F | | | | | | | 34 | 62 | | | | | | | 37 | | |

AUDI

| METELLI ref | Spare Parts | | F/R | L/R | | | ABS | A | B | C | D | E | F | G | H | I | L | M | Fig | NOTE |
|--|-------------|--------|-----|-----|--|--|-----|---|---|-------|-------|---|---|---|---|---|-------|---|-----|------|
| 19-2500 | | | R | | | | | | | 17,46 | 50,29 | | | | | | 14,73 | | | |
| 1.3 (44 kW) Eng.HH 8/77-7/78 | | | | | | | | | | | | | | | | | | | | |
| 19-2100 | | | F | | | | | | | 34 | 62 | | | | | | 37 | | | |
| 19-2500 | | | R | | | | | | | 17,46 | 50,29 | | | | | | 14,73 | | | |
| 60 (613, 615) 9/68-8/72 | | | | | | | | | | | | | | | | | | | | |
| 1.5 (40 kW) Eng.10, 8910 9/68-8/72 | | | | | | | | | | | | | | | | | | | | |
| 19-2500 | | | R | | | | | | | 17,46 | 50,29 | | | | | | 14,73 | | | |
| 1.5 (48 kW) Eng.10, 8910 9/68-8/72 | | | | | | | | | | | | | | | | | | | | |
| 19-2500 | | | R | | | | | | | 17,46 | 50,29 | | | | | | 14,73 | | | |
| 75 (613, 615) 9/68-8/72 | | | | | | | | | | | | | | | | | | | | |
| 1.7 (55 kW) Eng.ZG 9/68-8/72 | | | | | | | | | | | | | | | | | | | | |
| 19-2500 | | 01/69- | R | | | | | | | 17,46 | 50,29 | | | | | | 14,73 | | | |
| 80 II (80, 82, B1) 5/72-7/78 | | | | | | | | | | | | | | | | | | | | |
| 1.3 (40 kW) Eng.ZA 5/72-7/78 | | | | | | | | | | | | | | | | | | | | |
| 19-2102 | | 01/74- | F | | | | | | | 39 | 68 | | | | | | 37 | | | |
| 19-2500 | | | R | | | | | | | 17,46 | 50,29 | | | | | | 14,73 | | | |
| 1.3 (44 kW) Eng.ZF 5/72-7/78 | | | | | | | | | | | | | | | | | | | | |
| 19-2102 | | 01/74- | F | | | | | | | 39 | 68 | | | | | | 37 | | | |
| 19-2500 | | | R | | | | | | | 17,46 | 50,29 | | | | | | 14,73 | | | |
| 1.5 (55 kW) Eng.YJ (09.74-08.75), ZB (05.72-07.74) 5/72-8/75 | | | | | | | | | | | | | | | | | | | | |
| 19-2102 | | 01/74- | F | | | | | | | 39 | 68 | | | | | | 37 | | | |
| 19-2500 | | | R | | | | | | | 17,46 | 50,29 | | | | | | 14,73 | | | |
| 1.5 (63 kW) Eng.ZC 5/72-7/76 | | | | | | | | | | | | | | | | | | | | |
| 19-2102 | | 01/74- | F | | | | | | | 39 | 68 | | | | | | 37 | | | |
| 19-2500 | | | R | | | | | | | 17,46 | 50,29 | | | | | | 14,73 | | | |

AUDI

| METELLI ref | Spare Parts | | F/R | L/R | | | ABS | A | B | C | D | E | F | G | H | I | L | M | Fig | NOTE |
|--|-------------|--------|-----|-----|--|--|-----|---|---|-------|-------|---|---|---|---|---|-------|---|-----|------------|
| 19-2500 | | | R | | | | | | | 17,46 | 50,29 | | | | | | 14,73 | | | |
| 1.6 (51 kW) Eng.YT (-01.79), YY (02.79-.) 8/78-7/81 | | | | | | | | | | | | | | | | | | | | |
| 19-2102 | | | F | | | | | | | 39 | 68 | | | | | | 37 | | | |
| 19-2500 | | | R | | | | | | | 17,46 | 50,29 | | | | | | 14,73 | | | |
| 1.6 (54 kW) Eng.SA 2/86-7/86 | | | | | | | | | | | | | | | | | | | | |
| 19-2102 | | | F | | | | | | | 39 | 68 | | | | | | 37 | | | |
| 19-2500 | | | R | | | | | | | 17,46 | 50,29 | | | | | | 14,73 | | | Brake drum |
| 19-2501 | | | R | | | | | | | 19,05 | 50,29 | | | | | | 15,49 | | | Brake disc |
| 1.6 (55 kW) Eng.DT, JU 8/78-3/87 | | | | | | | | | | | | | | | | | | | | |
| 19-2102 | | | F | | | | | | | 39 | 68 | | | | | | 37 | | | |
| 19-2500 | | | R | | | | | | | 17,46 | 50,29 | | | | | | 14,73 | | | Brake drum |
| 19-2501 | | 01/85- | R | | | | | | | 19,05 | 50,29 | | | | | | 15,49 | | | Brake disc |
| 1.6 (55 kW) Eng.WV, WY, YN 8/78-7/86 | | | | | | | | | | | | | | | | | | | | |
| 19-2102 | | | F | | | | | | | 39 | 68 | | | | | | 37 | | | |
| 19-2500 | | | R | | | | | | | 17,46 | 50,29 | | | | | | 14,73 | | | Brake drum |
| 19-2501 | | 01/85- | R | | | | | | | 19,05 | 50,29 | | | | | | 15,49 | | | Brake disc |
| 1.6 (63 kW) Eng.YP 8/78-2/83 | | | | | | | | | | | | | | | | | | | | |
| 19-2102 | | | F | | | | | | | 39 | 68 | | | | | | 37 | | | |
| 19-2500 | | | R | | | | | | | 17,46 | 50,29 | | | | | | 14,73 | | | |
| 1.6 D (40 kW) Eng.CR (08.80-07.82), JK (08.82-08.86) 8/80-8/86 | | | | | | | | | | | | | | | | | | | | |
| 19-2102 | | | F | | | | | | | 39 | 68 | | | | | | 37 | | | |
| 19-2500 | | | R | | | | | | | 17,46 | 50,29 | | | | | | 14,73 | | | Brake drum |
| 19-2501 | | 01/85- | R | | | | | | | 19,05 | 50,29 | | | | | | 15,49 | | | Brake disc |
| 1.6 GLE (81 kW) Eng.YZ 8/78-7/82 | | | | | | | | | | | | | | | | | | | | |
| 19-2102 | | | F | | | | | | | 39 | 68 | | | | | | 37 | | | |
| 19-2500 | | | R | | | | | | | 17,46 | 50,29 | | | | | | 14,73 | | | |
| 1.6 TD (51 kW) Eng.CY 8/81-5/86 | | | | | | | | | | | | | | | | | | | | |
| 19-2102 | | | F | | | | | | | 39 | 68 | | | | | | 37 | | | |
| 19-2500 | | | R | | | | | | | 17,46 | 50,29 | | | | | | 14,73 | | | Brake drum |

AUDI

| METELLI ref | Spare Parts | | F/R | L/R | | ABS | A | B | C | D | E | F | G | H | I | L | M | Fig | NOTE |
|--|-------------|--------|-----|-----|--|-----|---|---|-------|-------|---|---|---|---|---|-------|-------|-----|------------|
| 19-2501 | | 01/85- | R | | | | | | 19,05 | 50,29 | | | | | | 15,49 | | | Brake disc |
| 1.8 (65 kW) Eng.SF (02.86-07.86) 2/86-7/86 | | | | | | | | | | | | | | | | | | | |
| 19-2102 | | | F | | | | | | 39 | 68 | | | | | | | 37 | | |
| 19-2500 | | | R | | | | | | 17,46 | 50,29 | | | | | | | 14,73 | | Brake drum |
| 19-2501 | | | R | | | | | | 19,05 | 50,29 | | | | | | | 15,49 | | Brake disc |
| 1.8 (66 kW) Eng.DS (08.83-08.86), JN (-.07.84), JV 1/83-8/86 | | | | | | | | | | | | | | | | | | | |
| 19-2102 | | | F | | | | | | 39 | 68 | | | | | | | 37 | | |
| 19-2500 | | | R | | | | | | 17,46 | 50,29 | | | | | | | 14,73 | | Brake drum |
| 19-2501 | | 01/85- | R | | | | | | 19,05 | 50,29 | | | | | | | 15,49 | | Brake disc |
| 1.8 (68 kW) Eng.JN 8/83-8/86 | | | | | | | | | | | | | | | | | | | |
| 19-2102 | | | F | | | | | | 39 | 68 | | | | | | | 37 | | |
| 19-2500 | | | R | | | | | | 17,46 | 50,29 | | | | | | | 14,73 | | Brake drum |
| 19-2501 | | 01/85- | R | | | | | | 19,05 | 50,29 | | | | | | | 15,49 | | Brake disc |
| 1.8 CC quattro (85Q) (66 kW) Eng.JV, NE 8/84-8/86 | | | | | | | | | | | | | | | | | | | |
| 19-2102 | | | F | | | | | | 39 | 68 | | | | | | | 37 | | |
| 1.8 CC quattro (85Q) (68 kW) Eng.JN 8/85-8/86 | | | | | | | | | | | | | | | | | | | |
| 19-2102 | | | F | | | | | | 39 | 68 | | | | | | | 37 | | |
| 1.8 GTE (81 kW) Eng.PV 8/85-7/86 | | | | | | | | | | | | | | | | | | | |
| 19-2102 | | | F | | | | | | 39 | 68 | | | | | | | 37 | | |
| 19-2500 | | | R | | | | | | 17,46 | 50,29 | | | | | | | 14,73 | | Brake drum |
| 19-2501 | | | R | | | | | | 19,05 | 50,29 | | | | | | | 15,49 | | Brake disc |
| 1.8 GTE (82 kW) Eng.DZ, MU 10/84-8/86 | | | | | | | | | | | | | | | | | | | |
| 19-2102 | | | F | | | | | | 39 | 68 | | | | | | | 37 | | |
| 19-2500 | | | R | | | | | | 17,46 | 50,29 | | | | | | | 14,73 | | Brake drum |
| 19-2501 | | 01/85- | R | | | | | | 19,05 | 50,29 | | | | | | | 15,49 | | Brake disc |
| 1.8 GTE quattro (85Q) (81 kW) Eng.PV 3/85-8/86 | | | | | | | | | | | | | | | | | | | |
| 19-2102 | | | F | | | | | | 39 | 68 | | | | | | | 37 | | |
| 1.8 GTE quattro (85Q) (82 kW) Eng.DZ 8/84-8/86 | | | | | | | | | | | | | | | | | | | |
| 19-2102 | | | F | | | | | | 39 | 68 | | | | | | | 37 | | |

AUDI

| METELLI ref | Spare Parts | | F/R | L/R | | | ABS | A | B | C | D | E | F | G | H | I | L | M | Fig | NOTE |
|---|-------------|--------|-----|-----|--|--|-----|---|---|-------|-------|---|---|---|---|---|---|---|-------|------------|
| 1.9 CD-5S (85 kW) Eng.WN 9/81-7/83 | | | | | | | | | | | | | | | | | | | | |
| 19-2102 | | | F | | | | | | | 39 | 68 | | | | | | | | 37 | |
| 19-2500 | | | R | | | | | | | 17,46 | 50,29 | | | | | | | | 14,73 | |
| 2.0 (85 kW) Eng.HP, JS (10.83-09.84) 10/83-9/84 | | | | | | | | | | | | | | | | | | | | |
| 19-2102 | | | F | | | | | | | 39 | 68 | | | | | | | | 37 | |
| 19-2500 | | | R | | | | | | | 17,46 | 50,29 | | | | | | | | 14,73 | |
| 2.0 quattro (85Q) (85 kW) Eng.JS (10.83-09.84) 10/83-9/84 | | | | | | | | | | | | | | | | | | | | |
| 19-2102 | | | F | | | | | | | 39 | 68 | | | | | | | | 37 | |
| 2.2 (85 kW) Eng.WE (10.80-.) 10/80-7/83 | | | | | | | | | | | | | | | | | | | | |
| 19-2102 | | | F | | | | | | | 39 | 68 | | | | | | | | 37 | |
| 19-2500 | | | R | | | | | | | 17,46 | 50,29 | | | | | | | | 14,73 | |
| 2.2 quattro (96 kW) Eng.KL 8/82-7/84 | | | | | | | | | | | | | | | | | | | | |
| 19-2102 | | | F | | | | | | | 39 | 68 | | | | | | | | 37 | |
| 2.2 quattro (100 kW) Eng.HY 8/82-7/84 | | | | | | | | | | | | | | | | | | | | |
| 19-2102 | | | F | | | | | | | 39 | 68 | | | | | | | | 37 | |
| 2.2 quattro (85Q) (100 kW) Eng.KK (08.82-07.84) 8/82-7/84 | | | | | | | | | | | | | | | | | | | | |
| 19-2102 | | | F | | | | | | | 39 | 68 | | | | | | | | 37 | |
| 80 IV (89, 89Q, 8A, B3) 1/86-12/91 | | | | | | | | | | | | | | | | | | | | |
| 1.4 (48 kW) Eng.SE 8/86-7/88 | | | | | | | | | | | | | | | | | | | | |
| 19-2102 | | -04/88 | F | | | | | | | 39 | 68 | | | | | | | | 37 | |
| 19-2106 | | 05/88- | F | | | | | | | 39 | 75 | | | | | | | | 37 | |
| 19-2500 | | | R | | | | | | | 17,46 | 50,29 | | | | | | | | 14,73 | Brake drum |
| 19-2501 | | | R | | | | | | | 19,05 | 50,29 | | | | | | | | 15,49 | Brake disc |
| 1.6 (51 kW) Eng.PP (08.87-09.91) 8/87-9/91 | | | | | | | | | | | | | | | | | | | | |
| 19-2102 | | -04/88 | F | | | | | | | 39 | 68 | | | | | | | | 37 | |
| 19-2106 | | 05/88- | F | | | | | | | 39 | 75 | | | | | | | | 37 | |
| 19-2500 | | | R | | | | | | | 17,46 | 50,29 | | | | | | | | 14,73 | Brake drum |
| 19-2501 | | | R | | | | | | | 19,05 | 50,29 | | | | | | | | 15,49 | Brake disc |

AUDI

| METELLI ref | Spare Parts | | F/R | L/R | | ABS | A | B | C | D | E | F | G | H | I | L | M | Fig | NOTE |
|---|-------------|--------|-----|-----|--|-----|---|---|-------|-------|---|---|---|---|---|---|---|-------|------------|
| 1.6 (55 kW) Eng.RN (09.86-08.91) 9/86-8/91 | | | | | | | | | | | | | | | | | | | |
| 19-2102 | | -04/88 | F | | | | | | 39 | 68 | | | | | | | | 37 | |
| 19-2106 | | 05/88- | F | | | | | | 39 | 75 | | | | | | | | 37 | |
| 19-2500 | | | R | | | | | | 17,46 | 50,29 | | | | | | | | 14,73 | Brake drum |
| 19-2501 | | | R | | | | | | 19,05 | 50,29 | | | | | | | | 15,49 | Brake disc |
| 1.6 (75 kW) Eng.ABB 8/90-10/91 | | | | | | | | | | | | | | | | | | | |
| 19-2106 | | | F | | | | | | 39 | 75 | | | | | | | | 37 | |
| 19-2500 | | | R | | | | | | 17,46 | 50,29 | | | | | | | | 14,73 | Brake drum |
| 19-2501 | | | R | | | | | | 19,05 | 50,29 | | | | | | | | 15,49 | Brake disc |
| 1.6 D (40 kW) Eng.JK 2/87-7/89 | | | | | | | | | | | | | | | | | | | |
| 19-2102 | | -04/88 | F | | | | | | 39 | 68 | | | | | | | | 37 | |
| 19-2106 | | 05/88- | F | | | | | | 39 | 75 | | | | | | | | 37 | |
| 19-2500 | | | R | | | | | | 17,46 | 50,29 | | | | | | | | 14,73 | Brake drum |
| 19-2501 | | | R | | | | | | 19,05 | 50,29 | | | | | | | | 15,49 | Brake disc |
| 1.6 TD (59 kW) Eng.RA (09.86-07.89), SB (08.89-08.91) 9/86-8/91 | | | | | | | | | | | | | | | | | | | |
| 19-2102 | | -04/88 | F | | | | | | 39 | 68 | | | | | | | | 37 | |
| 19-2106 | | 05/88- | F | | | | | | 39 | 75 | | | | | | | | 37 | |
| 19-2500 | | | R | | | | | | 17,46 | 50,29 | | | | | | | | 14,73 | Brake drum |
| 19-2501 | | | R | | | | | | 19,05 | 50,29 | | | | | | | | 15,49 | Brake disc |
| 1.8 (55 kW) Eng.RU (10.86-01.90) 10/86-1/90 | | | | | | | | | | | | | | | | | | | |
| 19-2102 | | -04/88 | F | | | | | | 39 | 68 | | | | | | | | 37 | |
| 19-2106 | | 05/88- | F | | | | | | 39 | 75 | | | | | | | | 37 | |
| 19-2500 | | | R | | | | | | 17,46 | 50,29 | | | | | | | | 14,73 | Brake drum |
| 19-2501 | | | R | | | | | | 19,05 | 50,29 | | | | | | | | 15,49 | Brake disc |
| 1.8 (83 kW) Eng.SD (09.86-07.88) 9/86-7/88 | | | | | | | | | | | | | | | | | | | |
| 19-2102 | | -04/88 | F | | | | | | 39 | 68 | | | | | | | | 37 | |
| 19-2106 | | 05/88- | F | | | | | | 39 | 75 | | | | | | | | 37 | |
| 19-2500 | | | R | | | | | | 17,46 | 50,29 | | | | | | | | 14,73 | Brake drum |
| 19-2501 | | | R | | | | | | 19,05 | 50,29 | | | | | | | | 15,49 | Brake disc |

AUDI

| METELLI ref | Spare Parts | | F/R | L/R | | | ABS | A | B | C | D | E | F | G | H | I | L | M | Fig | NOTE |
|---|-------------|--------|-----|-----|--|--|-----|---|---|-------|-------|---|---|---|---|---|---|---|-------|------------|
| 1.8 E (82 kW) Eng.DZ (09.86-08.91) 6/86-8/91 | | | | | | | | | | | | | | | | | | | | |
| 19-2102 | | -04/88 | F | | | | | | | 39 | 68 | | | | | | | | 37 | |
| 19-2106 | | 05/88- | F | | | | | | | 39 | 75 | | | | | | | | 37 | |
| 19-2500 | | | R | | | | | | | 17,46 | 50,29 | | | | | | | | 14,73 | Brake drum |
| 19-2501 | | | R | | | | | | | 19,05 | 50,29 | | | | | | | | 15,49 | Brake disc |
| 1.8 E quattro (82 kW) Eng.DZ (09.86-08.91) 9/86-8/91 | | | | | | | | | | | | | | | | | | | | |
| 19-2102 | | -05/88 | F | | | | | | | 39 | 68 | | | | | | | | 37 | |
| 19-2106 | | 05/88- | F/R | | | | | | | 39 | 75 | | | | | | | | 37 | |
| 1.8 quattro (83 kW) Eng.SD (09.86-08.90) 9/86-8/90 | | | | | | | | | | | | | | | | | | | | |
| 19-2102 | | -05/88 | F | | | | | | | 39 | 68 | | | | | | | | 37 | |
| 19-2106 | | 05/88- | F/R | | | | | | | 39 | 75 | | | | | | | | 37 | |
| 1.8 S (65 kW) Eng.SF 8/86-1/90 | | | | | | | | | | | | | | | | | | | | |
| 19-2102 | | -04/88 | F | | | | | | | 39 | 68 | | | | | | | | 37 | |
| 19-2106 | | 05/88- | F | | | | | | | 39 | 75 | | | | | | | | 37 | |
| 19-2500 | | | R | | | | | | | 17,46 | 50,29 | | | | | | | | 14,73 | Brake drum |
| 19-2501 | | | R | | | | | | | 19,05 | 50,29 | | | | | | | | 15,49 | Brake disc |
| 1.8 S (66 kW) Eng.JN (09.86-06.88), JV, NE (09.86-10.91), PM (03.88- 9/86-10/91) | | | | | | | | | | | | | | | | | | | | |
| 19-2102 | | -04/88 | F | | | | | | | 39 | 68 | | | | | | | | 37 | |
| 19-2106 | | 05/88- | F | | | | | | | 39 | 75 | | | | | | | | 37 | |
| 19-2500 | | | R | | | | | | | 17,46 | 50,29 | | | | | | | | 14,73 | Brake drum |
| 19-2501 | | | R | | | | | | | 19,05 | 50,29 | | | | | | | | 15,49 | Brake disc |
| 1.8 S quattro (65 kW) Eng.SF (09.86-07.90) 9/86-7/90 | | | | | | | | | | | | | | | | | | | | |
| 19-2102 | | -05/88 | F | | | | | | | 39 | 68 | | | | | | | | 37 | |
| 19-2106 | | 05/88- | F/R | | | | | | | 39 | 75 | | | | | | | | 37 | |
| 1.8 S quattro (66 kW) Eng.JN (09.86-07.90), NE (09.86-07.88), PM (08.90-09.9 9/86-9/91) | | | | | | | | | | | | | | | | | | | | |
| 19-2102 | | -05/88 | F | | | | | | | 39 | 68 | | | | | | | | 37 | |
| 19-2106 | | 05/88- | F/R | | | | | | | 39 | 75 | | | | | | | | 37 | |
| 1.9 D (50 kW) Eng.1Y (08.89-08.91) 8/89-8/91 | | | | | | | | | | | | | | | | | | | | |
| 19-2106 | | | F | | | | | | | 39 | 75 | | | | | | | | 37 | |

AUDI

| METELLI ref | Spare Parts | | F/R | L/R | | | ABS | A | B | C | D | E | F | G | H | I | L | M | Fig | NOTE |
|--|-------------|--|-----|-----|--|--|-----|---|---|-------|-------|---|---|---|---|---|---|---|-------|------------|
| 19-2500 | | | R | | | | | | | 17,46 | 50,29 | | | | | | | | 14,73 | Brake drum |
| 19-2501 | | | R | | | | | | | 19,05 | 50,29 | | | | | | | | 15,49 | Brake disc |
| 2.0 (82 kW) Eng.AAD (12.90-08.91) 10/90-8/91 | | | | | | | | | | | | | | | | | | | | |
| 19-2106 | | | F | | | | | | | 39 | 75 | | | | | | | | 37 | |
| 19-2500 | | | R | | | | | | | 17,46 | 50,29 | | | | | | | | 14,73 | Brake drum |
| 19-2501 | | | R | | | | | | | 19,05 | 50,29 | | | | | | | | 15,49 | Brake disc |
| 2.0 E (83 kW) Eng.3A (08.88-10.90) 8/88-10/90 | | | | | | | | | | | | | | | | | | | | |
| 19-2106 | | | F | | | | | | | 39 | 75 | | | | | | | | 37 | |
| 19-2500 | | | R | | | | | | | 17,46 | 50,29 | | | | | | | | 14,73 | Brake drum |
| 19-2501 | | | R | | | | | | | 19,05 | 50,29 | | | | | | | | 15,49 | Brake disc |
| 2.0 E 16V (101 kW) Eng.6A (03.90-08.91) 3/90-9/91 | | | | | | | | | | | | | | | | | | | | |
| 19-2106 | | | F | | | | | | | 39 | 75 | | | | | | | | 37 | |
| 19-2500 | | | R | | | | | | | 17,46 | 50,29 | | | | | | | | 14,73 | Brake drum |
| 19-2501 | | | R | | | | | | | 19,05 | 50,29 | | | | | | | | 15,49 | Brake disc |
| 2.0 E 16V quattro (101 kW) Eng.6A (03.90-08.91) 3/90-8/91 | | | | | | | | | | | | | | | | | | | | |
| 19-2106 | | | F/R | | | | | | | 39 | 75 | | | | | | | | 37 | |
| 2.0 E quattro (83 kW) Eng.3A (08.88-09.90) 8/88-9/90 | | | | | | | | | | | | | | | | | | | | |
| 19-2106 | | | F/R | | | | | | | 39 | 75 | | | | | | | | 37 | |
| 2.0 quattro (82 kW) Eng.3A 8/88-7/90 | | | | | | | | | | | | | | | | | | | | |
| 19-2106 | | | F/R | | | | | | | 39 | 75 | | | | | | | | 37 | |
| 2.0 quattro (85 kW) Eng.AAD (12.90-08.91) 10/90-8/91 | | | | | | | | | | | | | | | | | | | | |
| 19-2106 | | | F/R | | | | | | | 39 | 75 | | | | | | | | 37 | |
| 2.3 quattro (98 kW) Eng.NG (11.87-07.89) 10/87-7/89 | | | | | | | | | | | | | | | | | | | | |
| 19-2106 | | | F/R | | | | | | | 39 | 75 | | | | | | | | 37 | |
| 80 V (8C2, B4) 9/91-12/94 | | | | | | | | | | | | | | | | | | | | |
| 1.6 (52 kW) Eng.ABM (09.91-12.94) 9/91-12/94 | | | | | | | | | | | | | | | | | | | | |
| 19-2106 | | | F | | | | | | | 39 | 75 | | | | | | | | 37 | |
| 19-2500 | | | R | | | | | | | 17,46 | 50,29 | | | | | | | | 14,73 | Brake drum |

AUDI

| METELLI ref | Spare Parts | | F/R | L/R | | | ABS | A | B | C | D | E | F | G | H | I | L | M | Fig | NOTE |
|--|-------------|-------------|-----|-----|--|--|-----|---|---|-------|-------|---|---|---|---|---|-------|---|-----|------------|
| 19-2501 | | | R | | | | | | | 19,05 | 50,29 | | | | | | 15,49 | | | Brake disc |
| 1.6 E (74 kW) Eng.ADA (06.93-.) 6/93-12/94 | | | | | | | | | | | | | | | | | | | | |
| 19-2106 | | | F | | | | | | | 39 | 75 | | | | | | 37 | | | |
| 19-2501 | | | R | | | | | | | 19,05 | 50,29 | | | | | | 15,49 | | | |
| 1.9 TD (55 kW) Eng.AAZ (09.91-12.94) 9/91-12/94 | | | | | | | | | | | | | | | | | | | | |
| 19-2106 | | | F | | | | | | | 39 | 75 | | | | | | 37 | | | |
| 19-2500 | | -12/92 | R | | | | | | | 17,46 | 50,29 | | | | | | 14,73 | | | Brake drum |
| 19-2501 | | 01/92-12/92 | R | | | | | | | 19,05 | 50,29 | | | | | | 15,49 | | | Brake disc |
| 1.9 TDI (66 kW) Eng.1Z (09.91-.) 9/91-12/94 | | | | | | | | | | | | | | | | | | | | |
| 19-2106 | | | F | | | | | | | 39 | 75 | | | | | | 37 | | | |
| 19-2500 | | -12/92 | R | | | | | | | 17,46 | 50,29 | | | | | | 14,73 | | | Brake drum |
| 19-2501 | | 01/92-12/92 | R | | | | | | | 19,05 | 50,29 | | | | | | 15,49 | | | Brake disc |
| 2.0 (66 kW) Eng.ABT (09.91-12.94) 9/91-12/94 | | | | | | | | | | | | | | | | | | | | |
| 19-2106 | | | F | | | | | | | 39 | 75 | | | | | | 37 | | | |
| 19-2500 | | -12/92 | R | | | | | | | 17,46 | 50,29 | | | | | | 14,73 | | | Brake drum |
| 19-2501 | | 01/92-12/92 | R | | | | | | | 19,05 | 50,29 | | | | | | 15,49 | | | Brake disc |
| 2.0 E (85 kW) Eng.ABK (09.91-.) 9/91-12/94 | | | | | | | | | | | | | | | | | | | | |
| 19-2106 | | | F | | | | | | | 39 | 75 | | | | | | 37 | | | |
| 19-2500 | | -12/92 | R | | | | | | | 17,46 | 50,29 | | | | | | 14,73 | | | Brake drum |
| 19-2501 | | 01/92-12/92 | R | | | | | | | 19,05 | 50,29 | | | | | | 15,49 | | | Brake disc |
| 2.0 E 16V (101 kW) Eng.6A 9/91-7/92 | | | | | | | | | | | | | | | | | | | | |
| 19-2106 | | | F | | | | | | | 39 | 75 | | | | | | 37 | | | |
| 2.0 E 16V (103 kW) Eng.ACE (08.92-.) 8/92-12/94 | | | | | | | | | | | | | | | | | | | | |
| 19-2106 | | | F | | | | | | | 39 | 75 | | | | | | 37 | | | |
| 19-2500 | | -12/92 | R | | | | | | | 17,46 | 50,29 | | | | | | 14,73 | | | Brake drum |
| 19-2501 | | -12/92 | R | | | | | | | 19,05 | 50,29 | | | | | | 15,49 | | | Brake disc |
| 2.0 E 16V quattro (103 kW) Eng.ACE (04.92-.) 4/92-12/94 | | | | | | | | | | | | | | | | | | | | |
| 19-2106 | | | F/R | | | | | | | 39 | 75 | | | | | | 37 | | | |

AUDI

| METELLI ref | Spare Parts | | F/R | L/R | | | ABS | A | B | C | D | E | F | G | H | I | L | M | Fig | NOTE |
|--|-------------|--|-----|-----|--|--|-----|---|---|-------|-------|---|---|---|---|---|---|---|-------|---------------|
| 2.0 E quattro (85 kW) Eng.ABK (09.91-.) 9/91-12/94 | | | | | | | | | | | | | | | | | | | | |
| 19-2106 | | | F/R | | | | | | | 39 | 75 | | | | | | | | 37 | |
| 2.0 quattro (79 kW) Eng.ADW 11/93-7/94 | | | | | | | | | | | | | | | | | | | | |
| 19-2106 | | | F/R | | | | | | | 39 | 75 | | | | | | | | 37 | |
| 2.3 E (98 kW) Eng.NG (09.91-.) 9/91-12/94 | | | | | | | | | | | | | | | | | | | | |
| 19-2106 | | | F | | | | | | | 39 | 75 | | | | | | | | 37 | |
| 19-2501 | | | R | | | | | | | 19,05 | 50,29 | | | | | | | | 15,49 | |
| 2.3 E quattro (98 kW) Eng.NG (09.91-.) 9/91-12/94 | | | | | | | | | | | | | | | | | | | | |
| 19-2105 | | | F | | | | | | | 43 | 82 | | | | | | | | 37 | 16Inch Wheels |
| 19-2106 | | | F/R | | | | | | | 39 | 75 | | | | | | | | 37 | 15Inch Wheels |
| 2.6 (110 kW) Eng.ABC (07.92-.) 7/92-12/94 | | | | | | | | | | | | | | | | | | | | |
| 19-2105 | | | F | | | | | | | 43 | 82 | | | | | | | | 37 | |
| 19-2501 | | | R | | | | | | | 19,05 | 50,29 | | | | | | | | 15,49 | |
| 2.6 quattro (110 kW) Eng.ABC (06.92-.) 6/92-12/94 | | | | | | | | | | | | | | | | | | | | |
| 19-2105 | | | F | | | | | | | 43 | 82 | | | | | | | | 37 | |
| 19-2106 | | | R | | | | | | | 39 | 75 | | | | | | | | 37 | |
| 2.8 (128 kW) Eng.AAH (09.91-.), AFC 9/91-12/94 | | | | | | | | | | | | | | | | | | | | |
| 19-2105 | | | F | | | | | | | 43 | 82 | | | | | | | | 37 | |
| 19-2501 | | | R | | | | | | | 19,05 | 50,29 | | | | | | | | 15,49 | |
| 2.8 quattro (128 kW) Eng.AAH (09.91-.), AFC 9/91-12/94 | | | | | | | | | | | | | | | | | | | | |
| 19-2105 | | | F | | | | | | | 43 | 82 | | | | | | | | 37 | |
| 19-2106 | | | R | | | | | | | 39 | 75 | | | | | | | | 37 | |
| S2 quattro (169 kW) Eng.ABY (02.93-.) 2/93-12/94 | | | | | | | | | | | | | | | | | | | | |
| 19-2105 | | | F/R | | | | | | | 43 | 82 | | | | | | | | 37 | |
| 80 V Avant (8C5, B4) 9/91-7/96 | | | | | | | | | | | | | | | | | | | | |
| 1.6 E (74 kW) Eng.ADA (06.93-.) 6/93-1/96 | | | | | | | | | | | | | | | | | | | | |
| 19-2106 | | | F | | | | | | | 39 | 75 | | | | | | | | 37 | |
| 19-2501 | | | R | | | | | | | 19,05 | 50,29 | | | | | | | | 15,49 | |

AUDI

| METELLI ref | Spare Parts | | F/R | L/R | | | ABS | A | B | C | D | E | F | G | H | I | L | M | Fig | NOTE |
|--|-------------|-------------|-----|-----|--|--|-----|---|---|-------|-------|---|---|---|---|---|---|---|-------|---------------|
| 1.9 TD (55 kW) Eng.AAZ 9/91-12/94 | | | | | | | | | | | | | | | | | | | | |
| 19-2106 | | | F | | | | | | | 39 | 75 | | | | | | | | 37 | |
| 19-2500 | | -12/92 | R | | | | | | | 17,46 | 50,29 | | | | | | | | 14,73 | Brake drum |
| 19-2501 | | 01/92-12/92 | R | | | | | | | 19,05 | 50,29 | | | | | | | | 15,49 | Brake disc |
| 1.9 TDI (66 kW) Eng.1Z (07.92-.) 7/92-1/96 | | | | | | | | | | | | | | | | | | | | |
| 19-2106 | | | F | | | | | | | 39 | 75 | | | | | | | | 37 | |
| 19-2501 | | | R | | | | | | | 19,05 | 50,29 | | | | | | | | 15,49 | |
| 2.0 (66 kW) Eng.ABT (07.92-12.94) 7/92-1/96 | | | | | | | | | | | | | | | | | | | | |
| 19-2106 | | | F | | | | | | | 39 | 75 | | | | | | | | 37 | |
| 19-2501 | | | R | | | | | | | 19,05 | 50,29 | | | | | | | | 15,49 | |
| 2.0 E (85 kW) Eng.ABK (07.92-.) 7/92-1/96 | | | | | | | | | | | | | | | | | | | | |
| 19-2106 | | | F | | | | | | | 39 | 75 | | | | | | | | 37 | |
| 19-2501 | | | R | | | | | | | 19,05 | 50,29 | | | | | | | | 15,49 | |
| 2.0 E 16V (103 kW) Eng.ACE (02.93-.) 2/93-1/96 | | | | | | | | | | | | | | | | | | | | |
| 19-2106 | | | F | | | | | | | 39 | 75 | | | | | | | | 37 | |
| 19-2501 | | | R | | | | | | | 19,05 | 50,29 | | | | | | | | 15,49 | |
| 2.0 E 16V quattro (103 kW) Eng.ACE (12.92-.) 12/92-7/95 | | | | | | | | | | | | | | | | | | | | |
| 19-2105 | | | F/R | | | | | | | 43 | 82 | | | | | | | | 37 | |
| 2.0 quattro (79 kW) Eng.ADW 11/93-1/96 | | | | | | | | | | | | | | | | | | | | |
| 19-2105 | | | F/R | | | | | | | 43 | 82 | | | | | | | | 37 | |
| 2.3 E (98 kW) Eng.NG (07.92-.) 7/92-1/96 | | | | | | | | | | | | | | | | | | | | |
| 19-2106 | | | F | | | | | | | 39 | 75 | | | | | | | | 37 | |
| 19-2501 | | | R | | | | | | | 19,05 | 50,29 | | | | | | | | 15,49 | |
| 2.3 E quattro (98 kW) Eng.NG (09.91-.) 9/91-11/94 | | | | | | | | | | | | | | | | | | | | |
| 19-2105 | | | F/R | | | | | | | 43 | 82 | | | | | | | | 37 | 16Inch Wheels |
| 19-2106 | | | F | | | | | | | 39 | 75 | | | | | | | | 37 | 15Inch Wheels |
| 2.6 (110 kW) Eng.ABC (07.92-.) 7/92-1/96 | | | | | | | | | | | | | | | | | | | | |
| 19-2105 | | | F | | | | | | | 43 | 82 | | | | | | | | 37 | |
| 19-2501 | | | R | | | | | | | 19,05 | 50,29 | | | | | | | | 15,49 | |

AUDI

| METELLI ref | Spare Parts | | F/R | L/R | | | ABS | A | B | C | D | E | F | G | H | I | L | M | Fig | NOTE |
|---|-------------|--------|-----|-----|--|--|-----|---|---|-------|-------|---|---|---|---|---|---|---|-------|------------|
| 2.6 quattro (110 kW) Eng.ABC (07.92-) 7/92-7/95 | | | | | | | | | | | | | | | | | | | | |
| 19-2105 | | | F/R | | | | | | | 43 | 82 | | | | | | | | 37 | |
| 2.8 (128 kW) Eng.AAH (09.91-) 9/91-1/96 | | | | | | | | | | | | | | | | | | | | |
| 19-2105 | | | F | | | | | | | 43 | 82 | | | | | | | | 37 | |
| 19-2501 | | | R | | | | | | | 19,05 | 50,29 | | | | | | | | 15,49 | |
| 2.8 quattro (128 kW) Eng.AAH (08.92-) 8/92-7/95 | | | | | | | | | | | | | | | | | | | | |
| 19-2105 | | | F/R | | | | | | | 43 | 82 | | | | | | | | 37 | |
| RS2 quattro (232 kW) Eng.ADU (03.94-) 3/94-5/95 | | | | | | | | | | | | | | | | | | | | |
| 19-2105 | | | F/R | | | | | | | 43 | 82 | | | | | | | | 37 | |
| S2 quattro (169 kW) Eng.ABY (02.93-) 2/93-7/95 | | | | | | | | | | | | | | | | | | | | |
| 19-2105 | | | F/R | | | | | | | 43 | 82 | | | | | | | | 37 | |
| 90 I (81, 85, B2) 8/84-3/87 | | | | | | | | | | | | | | | | | | | | |
| 1.6 TD (51 kW) Eng.CY 10/85-1/87 | | | | | | | | | | | | | | | | | | | | |
| 19-2102 | | | F | | | | | | | 39 | 68 | | | | | | | | 37 | |
| 19-2106 | | 01/87- | F | | | | | | | 39 | 75 | | | | | | | | 37 | |
| 19-2500 | | | R | | | | | | | 17,46 | 50,29 | | | | | | | | 14,73 | Brake drum |
| 19-2501 | | | R | | | | | | | 19,05 | 50,29 | | | | | | | | 15,49 | Brake disc |
| 2.0 (83 kW) Eng.SK (03.87-03.87) 3/86-3/87 | | | | | | | | | | | | | | | | | | | | |
| 19-2102 | | | F | | | | | | | 39 | 68 | | | | | | | | 37 | |
| 19-2106 | | 01/87- | F | | | | | | | 39 | 75 | | | | | | | | 37 | |
| 19-2500 | | | R | | | | | | | 17,46 | 50,29 | | | | | | | | 14,73 | Brake drum |
| 19-2501 | | | R | | | | | | | 19,05 | 50,29 | | | | | | | | 15,49 | Brake disc |
| 2.0 (85 kW) Eng.HP, JS (10.84-03.87) 10/84-3/87 | | | | | | | | | | | | | | | | | | | | |
| 19-2102 | | | F | | | | | | | 39 | 68 | | | | | | | | 37 | |
| 19-2106 | | 01/87- | F | | | | | | | 39 | 75 | | | | | | | | 37 | |
| 19-2500 | | | R | | | | | | | 17,46 | 50,29 | | | | | | | | 14,73 | Brake drum |
| 19-2501 | | | R | | | | | | | 19,05 | 50,29 | | | | | | | | 15,49 | Brake disc |

AUDI

| METELLI ref | Spare Parts | | F/R | L/R | | | ABS | A | B | C | D | E | F | G | H | I | L | M | Fig | NOTE |
|--|-------------|--------|-----|-----|--|--|-----|---|---|-------|-------|---|---|---|---|---|---|---|-------|------------|
| 2.0 quattro (85 kW) Eng.JS (08.84-08.86) 8/84-8/86 | | | | | | | | | | | | | | | | | | | | |
| 19-2102 | | | F | | | | | | | 39 | 68 | | | | | | | | 37 | |
| 2.2 (85 kW) Eng.KX (01.85-03.87) 1/85-3/87 | | | | | | | | | | | | | | | | | | | | |
| 19-2102 | | | F | | | | | | | 39 | 68 | | | | | | | | 37 | |
| 19-2106 | | 01/87- | F | | | | | | | 39 | 75 | | | | | | | | 37 | |
| 19-2500 | | | R | | | | | | | 17,46 | 50,29 | | | | | | | | 14,73 | Brake drum |
| 19-2501 | | | R | | | | | | | 19,05 | 50,29 | | | | | | | | 15,49 | Brake disc |
| 2.2 (100 kW) Eng.HY, KV (10.84-03.87) 10/84-3/87 | | | | | | | | | | | | | | | | | | | | |
| 19-2102 | | | F | | | | | | | 39 | 68 | | | | | | | | 37 | |
| 19-2106 | | 01/87- | F | | | | | | | 39 | 75 | | | | | | | | 37 | |
| 19-2500 | | | R | | | | | | | 17,46 | 50,29 | | | | | | | | 14,73 | Brake drum |
| 19-2501 | | | R | | | | | | | 19,05 | 50,29 | | | | | | | | 15,49 | Brake disc |
| 2.2 E quattro (88 kW) Eng.JT (08.85-03.87) 8/85-3/87 | | | | | | | | | | | | | | | | | | | | |
| 19-2102 | | | F | | | | | | | 39 | 68 | | | | | | | | 37 | |
| 2.2 E quattro (100 kW) Eng.KV (11.84-03.87) 11/84-3/87 | | | | | | | | | | | | | | | | | | | | |
| 19-2102 | | | F | | | | | | | 39 | 68 | | | | | | | | 37 | |
| 90 II (89, 89Q, 8A, B3) 4/87-9/91 | | | | | | | | | | | | | | | | | | | | |
| 1.6 TD (59 kW) Eng.RA (-.06.89), SB (06.89-.) 4/87-9/91 | | | | | | | | | | | | | | | | | | | | |
| 19-2102 | | -04/88 | F | | | | | | | 39 | 68 | | | | | | | | 37 | |
| 19-2106 | | 05/88- | F | | | | | | | 39 | 75 | | | | | | | | 37 | |
| 19-2500 | | | R | | | | | | | 17,46 | 50,29 | | | | | | | | 14,73 | Brake drum |
| 19-2501 | | | R | | | | | | | 19,05 | 50,29 | | | | | | | | 15,49 | Brake disc |
| 2.0 (85 kW) Eng.PS 7/88-9/91 | | | | | | | | | | | | | | | | | | | | |
| 19-2106 | | | F | | | | | | | 39 | 75 | | | | | | | | 37 | |
| 19-2500 | | | R | | | | | | | 17,46 | 50,29 | | | | | | | | 14,73 | Brake drum |
| 19-2501 | | | R | | | | | | | 19,05 | 50,29 | | | | | | | | 15,49 | Brake disc |
| 2.0 20 V (118 kW) Eng.NM 8/89-7/91 | | | | | | | | | | | | | | | | | | | | |
| 19-2106 | | | F | | | | | | | 39 | 75 | | | | | | | | 37 | |

AUDI

| METELLI ref | Spare Parts | | F/R | L/R | | ABS | A | B | C | D | E | F | G | H | I | L | M | Fig | NOTE |
|--|-------------|--------|-----|-----|--|-----|---|---|-------|-------|---|---|---|---|---|-------|----|-----|------------|
| 19-2500 | | | R | | | | | | 17,46 | 50,29 | | | | | | 14,73 | | | Brake drum |
| 19-2501 | | | R | | | | | | 19,05 | 50,29 | | | | | | 15,49 | | | Brake disc |
| 2.0 20 V quattro (118 kW) Eng.NM 8/88-9/91 | | | | | | | | | | | | | | | | | | | |
| 19-2106 | | | F/R | | | | | | 39 | 75 | | | | | | | 37 | | |
| 2.0 quattro (101 kW) Eng.6A (03.90-07.90) 8/89-7/90 | | | | | | | | | | | | | | | | | | | |
| 19-2106 | | | F/R | | | | | | 39 | 75 | | | | | | | 37 | | |
| 2.2 E (100 kW) Eng.KV (04.87-07.91) 4/87-7/91 | | | | | | | | | | | | | | | | | | | |
| 19-2102 | | -04/88 | F | | | | | | 39 | 68 | | | | | | | 37 | | |
| 19-2106 | | 05/88- | F | | | | | | 39 | 75 | | | | | | | 37 | | |
| 19-2500 | | | R | | | | | | 17,46 | 50,29 | | | | | | 14,73 | | | Brake drum |
| 19-2501 | | | R | | | | | | 19,05 | 50,29 | | | | | | 15,49 | | | Brake disc |
| 2.2 E quattro (100 kW) Eng.KV (04.87-07.91) 4/87-9/91 | | | | | | | | | | | | | | | | | | | |
| 19-2106 | | 05/88- | F/R | | | | | | 39 | 75 | | | | | | | 37 | | |
| 2.3 E (98 kW) Eng.NG (03.90-.) 4/87-9/91 | | | | | | | | | | | | | | | | | | | |
| 19-2102 | | -04/88 | F | | | | | | 39 | 68 | | | | | | | 37 | | |
| 19-2106 | | 05/88- | F | | | | | | 39 | 75 | | | | | | | 37 | | |
| 19-2501 | | | R | | | | | | 19,05 | 50,29 | | | | | | 15,49 | | | |
| 2.3 E (100 kW) Eng.NG 4/87-7/91 | | | | | | | | | | | | | | | | | | | |
| 19-2102 | | -04/88 | F | | | | | | 39 | 68 | | | | | | | 37 | | |
| 19-2106 | | 05/88- | F | | | | | | 39 | 75 | | | | | | | 37 | | |
| 19-2501 | | | R | | | | | | 19,05 | 50,29 | | | | | | 15,49 | | | |
| 2.3 E 20V (123 kW) Eng.7A (04.90-07.91) 4/90-7/91 | | | | | | | | | | | | | | | | | | | |
| 19-2105 | | | F | | | | | | 43 | 82 | | | | | | | 37 | | |
| 19-2501 | | | R | | | | | | 19,05 | 50,29 | | | | | | 15,49 | | | |
| 2.3 E 20V (125 kW) Eng.7A (08.88-07.91) 8/88-7/91 | | | | | | | | | | | | | | | | | | | |
| 19-2105 | | | F | | | | | | 43 | 82 | | | | | | | 37 | | |
| 19-2501 | | | R | | | | | | 19,05 | 50,29 | | | | | | 15,49 | | | |
| 2.3 E 20V quattro (123 kW) Eng.7A (04.90-09.91) 4/90-9/91 | | | | | | | | | | | | | | | | | | | |
| 19-2105 | | | F | | | | | | 43 | 82 | | | | | | | 37 | | |

AUDI

| METELLI ref | Spare Parts | | F/R | L/R | | | ABS | A | B | C | D | E | F | G | H | I | L | M | Fig | NOTE |
|--|-------------|--------|-----|-----|--|--|-----|---|----|----|----|-------|---|---|---|---|------|---|-----|------|
| 19-2106 | | | R | | | | | | | 39 | 75 | | | | | | 37 | | | |
| 2.3 E 20V quattro (125 kW) Eng.7A (06.88-09.91) 6/88-9/91 | | | | | | | | | | | | | | | | | | | | |
| 19-2105 | | | F | | | | | | | 43 | 82 | | | | | | 37 | | | |
| 19-2106 | | | R | | | | | | | 39 | 75 | | | | | | 37 | | | |
| 2.3 E quattro (98 kW) Eng.NG (04.90-.) 4/87-9/91 | | | | | | | | | | | | | | | | | | | | |
| 19-2106 | | 05/88- | F/R | | | | | | | 39 | 75 | | | | | | 37 | | | |
| 2.3 E quattro (100 kW) Eng.NG (08.89-.) 4/87-7/91 | | | | | | | | | | | | | | | | | | | | |
| 19-2106 | | 05/88- | F/R | | | | | | | 39 | 75 | | | | | | 37 | | | |
| A1 I (8X1, 8XK) 5/10-10/18 | | | | | | | | | | | | | | | | | | | | |
| 1.0 TFSI (60 kW) Eng.CHZE 1/16-10/18 | | | | | | | | | | | | | | | | | | | | |
| 19-1587 | | | F | | | | | | 36 | | 72 | 126,5 | | | | | 82,6 | | | |
| 19-2558 | | | R | | | | | | 30 | 28 | | 120 | | | | | 63 | | | |
| 1.0 TFSI (70 kW) Eng.CHZB, DKLD 3/15-10/18 | | | | | | | | | | | | | | | | | | | | |
| 19-1587 | | | F | | | | | | 36 | | 72 | 126,5 | | | | | 82,6 | | | |
| 19-2558 | | | R | | | | | | 30 | 28 | | 120 | | | | | 63 | | | |
| 1.2 TFSI (63 kW) Eng.CBZA 5/10-4/15 | | | | | | | | | | | | | | | | | | | | |
| 19-1587 | | | F | | | | | | 36 | | 72 | 126,5 | | | | | 82,6 | | | |
| 19-2558 | | | R | | | | | | 30 | 28 | | 120 | | | | | 63 | | | |
| 1.4 TDI (66 kW) Eng.CUSB 11/14-10/18 | | | | | | | | | | | | | | | | | | | | |
| 19-1587 | | | F | | | | | | 36 | | 72 | 126,5 | | | | | 82,6 | | | |
| 19-2558 | | | R | | | | | | 30 | 28 | | 120 | | | | | 63 | | | |
| 1.4 TFSI (90 kW) Eng.CAXA, CNVA 5/10-4/15 | | | | | | | | | | | | | | | | | | | | |
| 19-1587 | | | F | | | | | | 36 | | 72 | 126,5 | | | | | 82,6 | | | |
| 19-2558 | | | R | | | | | | 30 | 28 | | 120 | | | | | 63 | | | |
| 1.4 TFSI (92 kW) Eng.CZCA, CZDD 11/14-10/18 | | | | | | | | | | | | | | | | | | | | |
| 19-1587 | | | F | | | | | | 36 | | 72 | 126,5 | | | | | 82,6 | | | |
| 19-2558 | | | R | | | | | | 30 | 28 | | 120 | | | | | 63 | | | |

AUDI

| METELLI ref | Spare Parts | | F/R | L/R | | | ABS | A | B | C | D | E | F | G | H | I | L | M | Fig | NOTE |
|---|-------------|--|-----|-----|--|--|-----|---|----|----|----|-------|---|---|---|---|---|---|------|------|
| S1 quattro (170 kW) Eng.CWZA 3/14-10/18 | | | | | | | | | | | | | | | | | | | | |
| 19-1587 | | | F | | | | | | 36 | | 72 | 126,5 | | | | | | | 82,6 | |
| 19-2317 | | | R | | | | | | | | | 137 | | | | | | | 84 | |
| A1 I Sportback (8XA, 8XF) 9/11-10/18 | | | | | | | | | | | | | | | | | | | | |
| 1.0 TFSI (60 kW) Eng.CHZE 1/16-10/18 | | | | | | | | | | | | | | | | | | | | |
| 19-1587 | | | F | | | | | | 36 | | 72 | 126,5 | | | | | | | 82,6 | |
| 19-2558 | | | R | | | | | | 30 | 28 | | 120 | | | | | | | 63 | |
| 1.0 TFSI (70 kW) Eng.CHZB, DKLD 3/15-10/18 | | | | | | | | | | | | | | | | | | | | |
| 19-1587 | | | F | | | | | | 36 | | 72 | 126,5 | | | | | | | 82,6 | |
| 19-2558 | | | R | | | | | | 30 | 28 | | 120 | | | | | | | 63 | |
| 1.2 TFSI (63 kW) Eng.CBZA 1/12-4/15 | | | | | | | | | | | | | | | | | | | | |
| 19-1587 | | | F | | | | | | 36 | | 72 | 126,5 | | | | | | | 82,6 | |
| 19-2558 | | | R | | | | | | 30 | 28 | | 120 | | | | | | | 63 | |
| 1.4 TDI (66 kW) Eng.CUSB 11/14-10/18 | | | | | | | | | | | | | | | | | | | | |
| 19-1587 | | | F | | | | | | 36 | | 72 | 126,5 | | | | | | | 82,6 | |
| 19-2558 | | | R | | | | | | 30 | 28 | | 120 | | | | | | | 63 | |
| 1.4 TFSI (90 kW) Eng.CAXA, CNVA 11/11-4/15 | | | | | | | | | | | | | | | | | | | | |
| 19-1587 | | | F | | | | | | 36 | | 72 | 126,5 | | | | | | | 82,6 | |
| 19-2558 | | | R | | | | | | 30 | 28 | | 120 | | | | | | | 63 | |
| 1.4 TFSI (92 kW) Eng.CZCA, CZDD 11/14-10/18 | | | | | | | | | | | | | | | | | | | | |
| 19-1587 | | | F | | | | | | 36 | | 72 | 126,5 | | | | | | | 82,6 | |
| 19-2558 | | | R | | | | | | 30 | 28 | | 120 | | | | | | | 63 | |
| 1.4 TFSI (103 kW) Eng.CPTA 4/12-4/15 | | | | | | | | | | | | | | | | | | | | |
| 19-1587 | | | F | | | | | | 36 | | 72 | 126,5 | | | | | | | 82,6 | |
| 19-2558 | | | R | | | | | | 30 | 28 | | 120 | | | | | | | 63 | |
| 1.4 TFSI (136 kW) Eng.CAVG, CTHG 11/11-4/15 | | | | | | | | | | | | | | | | | | | | |
| 19-1587 | | | F | | | | | | 36 | | 72 | 126,5 | | | | | | | 82,6 | |
| 19-2558 | | | R | | | | | | 30 | 28 | | 120 | | | | | | | 63 | |

AUDI

| METELLI ref | Spare Parts | | F/R | L/R | | | ABS | A | B | C | D | E | F | G | H | I | L | M | Fig | NOTE |
|--|-------------|--|-----|-----|--|--|-----|---|----|----|----|-------|---|---|---|---|---|---|------|------------|
| 1.4 TSI (110 kW) Eng.CZEA 11/14-10/18 | | | | | | | | | | | | | | | | | | | | |
| 19-1587 | | | F | | | | | | 36 | | 72 | 126,5 | | | | | | | 82,6 | |
| 19-2558 | | | R | | | | | | 30 | 28 | | 120 | | | | | | | 63 | |
| 1.6 TDI (66 kW) Eng.CAYB 11/11-4/15 | | | | | | | | | | | | | | | | | | | | |
| 19-1587 | | | F | | | | | | 36 | | 72 | 126,5 | | | | | | | 82,6 | |
| 19-2558 | | | R | | | | | | 30 | 28 | | 120 | | | | | | | 63 | |
| 1.6 TDI (77 kW) Eng.CAYC 11/11-4/15 | | | | | | | | | | | | | | | | | | | | |
| 19-1587 | | | F | | | | | | 36 | | 72 | 126,5 | | | | | | | 82,6 | |
| 19-2558 | | | R | | | | | | 30 | 28 | | 120 | | | | | | | 63 | |
| 1.6 TDI (85 kW) Eng.CXMA 11/14-10/18 | | | | | | | | | | | | | | | | | | | | |
| 19-1587 | | | F | | | | | | 36 | | 72 | 126,5 | | | | | | | 82,6 | |
| 19-2558 | | | R | | | | | | 30 | 28 | | 120 | | | | | | | 63 | |
| 1.8 TFSI (141 kW) Eng.DAJB 2/15-10/18 | | | | | | | | | | | | | | | | | | | | |
| 19-1587 | | | F | | | | | | 36 | | 72 | 126,5 | | | | | | | 82,6 | |
| 19-2558 | | | R | | | | | | 30 | 28 | | 120 | | | | | | | 63 | |
| 2.0 TDI (100 kW) Eng.CFHB 5/12-4/15 | | | | | | | | | | | | | | | | | | | | |
| 19-2558 | | | R | | | | | | 30 | 28 | | 120 | | | | | | | 63 | |
| 2.0 TDI (105 kW) Eng.CFHD 9/11-4/15 | | | | | | | | | | | | | | | | | | | | |
| 19-1587 | | | F | | | | | | 36 | | 72 | 126,5 | | | | | | | 82,6 | |
| 19-2558 | | | R | | | | | | 30 | 28 | | 120 | | | | | | | 63 | |
| S1 quattro (170 kW) Eng.CWZA 3/14-10/18 | | | | | | | | | | | | | | | | | | | | |
| 19-1587 | | | F | | | | | | 36 | | 72 | 126,5 | | | | | | | 82,6 | |
| 19-2317 | | | R | | | | | | | | | 137 | | | | | | | 84 | |
| A1 II City Carver (GBH) 7/19-1/70 | | | | | | | | | | | | | | | | | | | | |
| 25 TFSI (70 kW) Eng.DKLA 7/19-1/70 | | | | | | | | | | | | | | | | | | | | |
| 19-1587 | | | F | | | | | | 36 | | 72 | 126,5 | | | | | | | 82,6 | Disc 256mm |
| 30 TFSI (81 kW) Eng.DLAA 9/20-1/70 | | | | | | | | | | | | | | | | | | | | |
| 19-1587 | | | F | | | | | | 36 | | 72 | 126,5 | | | | | | | 82,6 | Disc 256mm |

AUDI

| METELLI ref | Spare Parts | | F/R | L/R | | ABS | A | B | C | D | E | F | G | H | I | L | M | Fig | NOTE |
|---|-------------|--|-----|-----|--|-----|---|----|----|----|-------|---|---|---|---|---|---|------|------------|
| 30 TFSI (85 kW) Eng.DKJA, DKRF 7/19-1/70 | | | | | | | | | | | | | | | | | | | |
| 19-1587 | | | F | | | | | 36 | | 72 | 126,5 | | | | | | | 82,6 | Disc 256mm |
| 35 TFSI (110 kW) Eng.DPCA 7/19-1/70 | | | | | | | | | | | | | | | | | | | |
| 19-1587 | | | F | | | | | 36 | | 72 | 126,5 | | | | | | | 82,6 | Disc 256mm |
| A1 II Sportback (GBA) 9/18-1/70 | | | | | | | | | | | | | | | | | | | |
| 25 TFSI (70 kW) Eng.DKLA (11.18-), DLAC (09.20-) 11/18-1/70 | | | | | | | | | | | | | | | | | | | |
| 19-1587 | | | F | | | | | 36 | | 72 | 126,5 | | | | | | | 82,6 | Disc 256mm |
| 30 TFSI (81 kW) Eng.DLAA 9/20-1/70 | | | | | | | | | | | | | | | | | | | |
| 19-1587 | | | F | | | | | 36 | | 72 | 126,5 | | | | | | | 82,6 | Disc 256mm |
| 30 TFSI (85 kW) Eng.DKJA (11.18-), DKRF (07.18-) 7/18-1/70 | | | | | | | | | | | | | | | | | | | |
| 19-1587 | | | F | | | | | 36 | | 72 | 126,5 | | | | | | | 82,6 | Disc 256mm |
| 35 TFSI (110 kW) Eng.DADA, DPCA 9/18-1/70 | | | | | | | | | | | | | | | | | | | |
| 19-1587 | | | F | | | | | 36 | | 72 | 126,5 | | | | | | | 82,6 | Disc 256mm |
| 40 TFSI (147 kW) Eng.CZPC, DKZC 9/18-1/70 | | | | | | | | | | | | | | | | | | | |
| 19-1587 | | | F | | | | | 36 | | 72 | 126,5 | | | | | | | 82,6 | Disc 256mm |
| A2 (8Z0) 2/00-8/05 | | | | | | | | | | | | | | | | | | | |
| 1.2 TDI (45 kW) Eng.ANY 3/01-8/05 | | | | | | | | | | | | | | | | | | | |
| 19-2310 | | | F | | | | | 20 | 14 | | 118 | | | | | | | 80 | |
| 19-2567 | | | R | | | | | | 25 | | 120 | | | | | | | 62 | |
| 1.4 (55 kW) Eng.AUA (-11.01), BBY (11.01-) 2/00-8/05 | | | | | | | | | | | | | | | | | | | |
| 19-1587 | | | F | | | | | 36 | | 72 | 126,5 | | | | | | | 82,6 | |
| 19-2558 | | | R | | | | | 30 | 28 | | 120 | | | | | | | 63 | |
| 1.4 TDI (55 kW) Eng.AMF, BHC 2/00-8/05 | | | | | | | | | | | | | | | | | | | |
| 19-1587 | | | F | | | | | 36 | | 72 | 126,5 | | | | | | | 82,6 | |
| 19-2558 | | | R | | | | | 30 | 28 | | 120 | | | | | | | 63 | |
| 1.4 TDI (66 kW) Eng.ATL (11.03-) 11/03-8/05 | | | | | | | | | | | | | | | | | | | |
| 19-1587 | | | F | | | | | 36 | | 72 | 126,5 | | | | | | | 82,6 | |

AUDI

| METELLI ref | Spare Parts | | F/R | L/R | | ABS | A | B | C | D | E | F | G | H | I | L | M | Fig | NOTE |
|---|-------------|--|-----|-----|--|-----|---|----|----|----|-------|---|---|---|---|------|---|-----|------|
| 19-2558 | | | R | | | | | 30 | 28 | | 120 | | | | | 63 | | | |
| 1.6 FSI (81 kW) Eng.BAD 5/02-8/05 | | | | | | | | | | | | | | | | | | | |
| 19-1587 | | | F | | | | | 36 | | 72 | 126,5 | | | | | 82,6 | | | |
| 19-2558 | | | R | | | | | 30 | 28 | | 120 | | | | | 63 | | | |
| A3 I (8L1) 9/96-5/03 | | | | | | | | | | | | | | | | | | | |
| 1.6 (74 kW) Eng.AEH, AKL (08.97-), APF (08.98-) 9/96-5/03 | | | | | | | | | | | | | | | | | | | |
| 19-1595 | | | F | | | | | | 40 | 74 | | | | | | 40 | | | |
| 19-2499 | | | R | | | 43 | | | 30 | | 120 | | | | | 63,5 | | | |
| 1.6 (75 kW) Eng.AVU, BFQ 8/00-5/03 | | | | | | | | | | | | | | | | | | | |
| 19-1595 | | | F | | | | | | 40 | 74 | | | | | | 40 | | | |
| 19-2499 | | | R | | | 43 | | | 30 | | 120 | | | | | 63,5 | | | |
| 1.8 (92 kW) Eng.AGN, APG (08.98-) 9/96-5/03 | | | | | | | | | | | | | | | | | | | |
| 19-1595 | | | F | | | | | | 40 | 74 | | | | | | 40 | | | |
| 19-2499 | | | R | | | 43 | | | 30 | | 120 | | | | | 63,5 | | | |
| 1.8 T (110 kW) Eng.AGU, AQA (08.98-), ARZ (08.98-), AUM 12/96-5/03 | | | | | | | | | | | | | | | | | | | |
| 19-1595 | | | F | | | | | | 40 | 74 | | | | | | 40 | | | |
| 19-2499 | | | R | | | 43 | | | 30 | | 120 | | | | | 63,5 | | | |
| 1.8 T (132 kW) Eng.AJQ, APP (12.98-), ARY, AUQ 12/98-5/03 | | | | | | | | | | | | | | | | | | | |
| 19-1595 | | | F | | | | | | 40 | 74 | | | | | | 40 | | | |
| 19-2499 | | | R | | | 43 | | | 30 | | 120 | | | | | 63,5 | | | |
| 1.8 T quattro (110 kW) Eng.AGU, AQA (08.98-), ARX 12/96-5/03 | | | | | | | | | | | | | | | | | | | |
| 19-1595 | | | F/R | | | | | | 40 | 74 | | | | | | 40 | | | |
| 1.8 T quattro (132 kW) Eng.AJQ, ARY 10/98-5/03 | | | | | | | | | | | | | | | | | | | |
| 19-1595 | | | F/R | | | | | | 40 | 74 | | | | | | 40 | | | |
| 1.9 TDI (66 kW) Eng.AGR, ALH (08.97-07.98) 9/96-7/01 | | | | | | | | | | | | | | | | | | | |
| 19-1595 | | | F | | | | | | 40 | 74 | | | | | | 40 | | | |
| 19-2499 | | | R | | | 43 | | | 30 | | 120 | | | | | 63,5 | | | |

AUDI

| METELLI ref | Spare Parts | | F/R | L/R | | | ABS | A | B | C | D | E | F | G | H | I | L | M | Fig | NOTE |
|---|-------------|--------|-----|-----|--|--|-----|---|----|----|----|-------|---|---|---|---|---|------|-----|------|
| 1.9 TDI (74 kW) Eng.ATD, AXR (11.01-.) 10/00-5/03 | | | | | | | | | | | | | | | | | | | | |
| 19-1595 | | | F | | | | | | | 40 | 74 | | | | | | | 40 | | |
| 19-2499 | | | R | | | | 43 | | | 30 | | 120 | | | | | | 63,5 | | |
| 1.9 TDI (81 kW) Eng.AHF (08.97-), ASV 8/97-7/01 | | | | | | | | | | | | | | | | | | | | |
| 19-1595 | | | F | | | | | | | 40 | 74 | | | | | | | 40 | | |
| 19-2499 | | | R | | | | 43 | | | 30 | | 120 | | | | | | 63,5 | | |
| 1.9 TDI (96 kW) Eng.ASZ 8/00-5/03 | | | | | | | | | | | | | | | | | | | | |
| 19-1595 | | | F | | | | | | | 40 | 74 | | | | | | | 40 | | |
| 19-2499 | | | R | | | | 43 | | | 30 | | 120 | | | | | | 63,5 | | |
| 1.9 TDI quattro (96 kW) Eng.ASZ 8/00-5/03 | | | | | | | | | | | | | | | | | | | | |
| 19-1595 | | | F/R | | | | | | | 40 | 74 | | | | | | | 40 | | |
| S3 quattro (154 kW) Eng.AMK, APY, AUL 3/99-4/02 | | | | | | | | | | | | | | | | | | | | |
| 19-1595 | | -06/01 | F/R | | | | | | | 40 | 74 | | | | | | | 40 | | |
| 19-2318 | | 06/01- | F | | | | | | | 40 | 74 | | | | | | | 40 | | |
| S3 quattro (165 kW) Eng.BAM 10/01-5/03 | | | | | | | | | | | | | | | | | | | | |
| 19-1595 | | | R | | | | | | | 40 | 74 | | | | | | | 40 | | |
| 19-2318 | | | F | | | | | | | 40 | 74 | | | | | | | 40 | | |
| A3 II (8P1) 5/03-8/12 | | | | | | | | | | | | | | | | | | | | |
| 1.2 TSI (77 kW) Eng.CBZB 4/10-8/12 | | | | | | | | | | | | | | | | | | | | |
| 19-2317 | | | F | | | | | | | | | 137 | | | | | | 84 | | |
| 19-2704 | | | R | | | | | | | | | 136,9 | | | | | | | | |
| 19-2705 | | | R | | | | | | 30 | | | 136,5 | | | | | | | | |
| 19-2780 | | | F | | | | | | | | | 136 | | | | | | 84 | | |
| 1.4 TFSI (92 kW) Eng.CAXC, CMSA 9/07-8/12 | | | | | | | | | | | | | | | | | | | | |
| 19-2317 | | | F | | | | | | | | | 137 | | | | | | 84 | | |
| 19-2704 | | 07/08- | R | | | | | | | | | 136,9 | | | | | | | | |
| 19-2705 | | | R | | | | | | 30 | | | 136,5 | | | | | | | | |
| 19-2780 | | | F | | | | | | | | | 136 | | | | | | 84 | | |

AUDI

| METELLI ref | Spare Parts | | F/R | L/R | | | ABS | A | B | C | D | E | F | G | H | I | L | M | Fig | NOTE |
|--|-------------|--------|-----|-----|--|--|-----|---|----|---|---|-------|---|---|---|---|----|---|-----|----------|
| 19-2705 | | | R | | | | | | 30 | | | 136,5 | | | | | | | | |
| 19-2780 | | | F | | | | | | | | | 136 | | | | | 84 | | | |
| 1.8 TFSI quattro (118 kW) Eng.CDAA 7/08-8/12 | | | | | | | | | | | | | | | | | | | | |
| 19-2317 | | | F/R | | | | | | | | | 137 | | | | | 84 | | | |
| 1.9 TDI (77 kW) Eng.BKC (05.03-), BLS, BXE 5/03-5/10 | | | | | | | | | | | | | | | | | | | | |
| 19-2317 | | -05/05 | F | | | | | | | | | 137 | | | | | 84 | | | Exc. 1ZF |
| 19-2704 | | | R | | | | | | | | | 136,9 | | | | | | | | |
| 19-2705 | | 04/04- | R | | | | | | 30 | | | 136,5 | | | | | | | | |
| 19-2780 | | 06/05- | F | | | | | | | | | 136 | | | | | 84 | | | |
| 2.0 FSI (110 kW) Eng.AXW (05.03-), BLR, BLX (06.04-), BLY (06.04-), 5/03-6/08 | | | | | | | | | | | | | | | | | | | | |
| 19-2317 | | -05/05 | F | | | | | | | | | 137 | | | | | 84 | | | Exc. 1ZF |
| 19-2704 | | -04/04 | R | | | | | | | | | 136,9 | | | | | | | | |
| 19-2705 | | 04/04- | R | | | | | | 30 | | | 136,5 | | | | | | | | |
| 19-2780 | | 06/05- | F | | | | | | | | | 136 | | | | | 84 | | | |
| 2.0 TDI (100 kW) Eng.AZV (05.03-), CBAA, CFFA 5/03-8/12 | | | | | | | | | | | | | | | | | | | | |
| 19-2317 | | -05/05 | F | | | | | | | | | 137 | | | | | 84 | | | Exc. 1ZF |
| 19-2704 | | | R | | | | | | | | | 136,9 | | | | | | | | |
| 19-2705 | | 04/04- | R | | | | | | 30 | | | 136,5 | | | | | | | | |
| 19-2780 | | 06/05- | F | | | | | | | | | 136 | | | | | 84 | | | |
| 2.0 TDI (103 kW) Eng.BMM 6/05-6/08 | | | | | | | | | | | | | | | | | | | | |
| 19-2317 | | | F | | | | | | | | | 137 | | | | | 84 | | | Exc. 1ZF |
| 19-2705 | | | R | | | | | | 30 | | | 136,5 | | | | | | | | |
| 19-2780 | | | F | | | | | | | | | 136 | | | | | 84 | | | |
| 2.0 TDI (120 kW) Eng.BUY 6/06-6/08 | | | | | | | | | | | | | | | | | | | | |
| 19-2317 | | | F | | | | | | | | | 137 | | | | | 84 | | | |
| 19-2705 | | | R | | | | | | 30 | | | 136,5 | | | | | | | | |
| 19-2780 | | | F | | | | | | | | | 136 | | | | | 84 | | | |
| 2.0 TDI (125 kW) Eng.BMN, CBBB, CFGB 3/06-8/12 | | | | | | | | | | | | | | | | | | | | |
| 19-2317 | | | F | | | | | | | | | 137 | | | | | 84 | | | |

AUDI

| METELLI ref | Spare Parts | | F/R | L/R | | ABS | A | B | C | D | E | F | G | H | I | L | M | Fig | NOTE |
|--|-------------|--------|-----|-----|--|-----|---|----|---|---|-------|---|---|---|---|----|---|-----|----------|
| 19-2704 | | 07/08- | R | | | | | | | | 136,9 | | | | | | | | |
| 19-2705 | | | R | | | | | 30 | | | 136,5 | | | | | | | | |
| 19-2780 | | | F | | | | | | | | 136 | | | | | 84 | | | |
| 2.0 TDI 16V (103 kW) Eng.BKD (05.03-), CBAB, CBEA, CFFB, CLJA 5/03-8/12 | | | | | | | | | | | | | | | | | | | |
| 19-2317 | | -05/05 | F | | | | | | | | 137 | | | | | 84 | | | Exc. 1ZF |
| 19-2704 | | | R | | | | | | | | 136,9 | | | | | | | | |
| 19-2705 | | 04/04- | R | | | | | 30 | | | 136,5 | | | | | | | | |
| 19-2780 | | 06/05- | F | | | | | | | | 136 | | | | | 84 | | | |
| 2.0 TDI 16V quattro (103 kW) Eng.BKD, CBAB, CFFB 8/04-8/12 | | | | | | | | | | | | | | | | | | | |
| 19-2317 | | | F/R | | | | | | | | 137 | | | | | 84 | | | |
| 2.0 TDI quattro (100 kW) Eng.AZV 5/03-6/08 | | | | | | | | | | | | | | | | | | | |
| 19-2317 | | | F/R | | | | | | | | 137 | | | | | 84 | | | |
| 2.0 TDI quattro (103 kW) Eng.BMM 1/06-6/08 | | | | | | | | | | | | | | | | | | | |
| 19-2317 | | | F/R | | | | | | | | 137 | | | | | 84 | | | |
| 2.0 TDI quattro (125 kW) Eng.BMN, CBBB, CFGB 3/06-8/12 | | | | | | | | | | | | | | | | | | | |
| 19-2317 | | | F/R | | | | | | | | 137 | | | | | 84 | | | |
| 2.0 TFSI (147 kW) Eng.AXX, BWA, CAWB, CCZA 9/04-8/12 | | | | | | | | | | | | | | | | | | | |
| 19-2317 | | -05/05 | F | | | | | | | | 137 | | | | | 84 | | | Exc. 1ZF |
| 19-2704 | | 07/08- | R | | | | | | | | 136,9 | | | | | | | | |
| 19-2705 | | | R | | | | | 30 | | | 136,5 | | | | | | | | |
| 19-2780 | | 06/05- | F | | | | | | | | 136 | | | | | 84 | | | |
| 2.0 TFSI quattro (147 kW) Eng.AXX, BWA, CBFA, CCTA, CCZA 9/04-8/12 | | | | | | | | | | | | | | | | | | | |
| 19-2317 | | | F/R | | | | | | | | 137 | | | | | 84 | | | |
| 3.2 V6 quattro (184 kW) Eng.BDB (07.03-), BMJ (09.04-), BUB 7/03-5/09 | | | | | | | | | | | | | | | | | | | |
| 19-2317 | | | F/R | | | | | | | | 137 | | | | | 84 | | | |
| S3 quattro (188 kW) Eng.BZC, CDLC 2/07-8/12 | | | | | | | | | | | | | | | | | | | |
| 19-2317 | | | F/R | | | | | | | | 137 | | | | | 84 | | | |

AUDI

| METELLI ref | Spare Parts | | F/R | L/R | | | ABS | A | B | C | D | E | F | G | H | I | L | M | Fig | NOTE |
|---|-------------|--|-----|-----|--|--|-----|----|---|---|---|-------|---|---|---|---|---|----|-----|------|
| S3 quattro (195 kW) Eng.BHZ, CDLA 11/06-8/12 | | | | | | | | | | | | | | | | | | | | |
| 19-2317 | | | F/R | | | | | | | | | 137 | | | | | | 84 | | |
| A3 II Cabrio (8P7) 4/08-5/13 | | | | | | | | | | | | | | | | | | | | |
| 1.2 TFSI (77 kW) Eng.CBZB 3/10-5/13 | | | | | | | | | | | | | | | | | | | | |
| 19-2317 | | | F | | | | | | | | | 137 | | | | | | 84 | | |
| 19-2705 | | | R | | | | | 30 | | | | 136,5 | | | | | | | | |
| 19-2780 | | | F | | | | | | | | | 136 | | | | | | 84 | | |
| 1.4 TFSI (92 kW) Eng.CAXC 2/11-5/13 | | | | | | | | | | | | | | | | | | | | |
| 19-2317 | | | F | | | | | | | | | 137 | | | | | | 84 | | |
| 19-2705 | | | R | | | | | 30 | | | | 136,5 | | | | | | | | |
| 19-2780 | | | F | | | | | | | | | 136 | | | | | | 84 | | |
| 1.6 (75 kW) Eng.BSE 9/08-5/10 | | | | | | | | | | | | | | | | | | | | |
| 19-2317 | | | F | | | | | | | | | 137 | | | | | | 84 | | |
| 19-2705 | | | R | | | | | 30 | | | | 136,5 | | | | | | | | |
| 19-2780 | | | F | | | | | | | | | 136 | | | | | | 84 | | |
| 1.6 TDI (77 kW) Eng.CAYC 5/09-5/13 | | | | | | | | | | | | | | | | | | | | |
| 19-2317 | | | F | | | | | | | | | 137 | | | | | | 84 | | |
| 19-2705 | | | R | | | | | 30 | | | | 136,5 | | | | | | | | |
| 19-2780 | | | F | | | | | | | | | 136 | | | | | | 84 | | |
| 1.8 TFSI (118 kW) Eng.BZB, CDAA 4/08-5/13 | | | | | | | | | | | | | | | | | | | | |
| 19-2317 | | | F | | | | | | | | | 137 | | | | | | 84 | | |
| 19-2705 | | | R | | | | | 30 | | | | 136,5 | | | | | | | | |
| 19-2780 | | | F | | | | | | | | | 136 | | | | | | 84 | | |
| 1.9 TDI (77 kW) Eng.BLS 4/08-10/09 | | | | | | | | | | | | | | | | | | | | |
| 19-2317 | | | F | | | | | | | | | 137 | | | | | | 84 | | |
| 19-2705 | | | R | | | | | 30 | | | | 136,5 | | | | | | | | |
| 19-2780 | | | F | | | | | | | | | 136 | | | | | | 84 | | |

AUDI

| METELLI ref | Spare Parts | | F/R | L/R | | ABS | A | B | C | D | E | F | G | H | I | L | M | Fig | NOTE |
|---|-------------|--------|-----|-----|--|-----|---|----|---|---|-------|---|---|---|---|----|---|-----|------------|
| 2.0 TDI (100 kW) Eng.CBAA, CFFA 4/08-5/13 | | | | | | | | | | | | | | | | | | | |
| 19-2317 | | | F | | | | | | | | 137 | | | | | 84 | | | Disc 288mm |
| 19-2705 | | | R | | | | | 30 | | | 136,5 | | | | | | | | |
| 19-2780 | | | F | | | | | | | | 136 | | | | | 84 | | | Disc 280mm |
| 2.0 TDI (103 kW) Eng.CBAB, CFFB 4/08-5/13 | | | | | | | | | | | | | | | | | | | |
| 19-2317 | | | F | | | | | | | | 137 | | | | | 84 | | | |
| 19-2705 | | | R | | | | | 30 | | | 136,5 | | | | | | | | |
| 19-2780 | | | F | | | | | | | | 136 | | | | | 84 | | | |
| 2.0 TFSI (147 kW) Eng.CAWB, CCZA 4/08-5/13 | | | | | | | | | | | | | | | | | | | |
| 19-2317 | | | F | | | | | | | | 137 | | | | | 84 | | | |
| 19-2705 | | | R | | | | | 30 | | | 136,5 | | | | | | | | |
| 19-2780 | | | F | | | | | | | | 136 | | | | | 84 | | | |
| A3 II Sportback (8PA) 9/04-3/13 | | | | | | | | | | | | | | | | | | | |
| 1.2 TSI (77 kW) Eng.CBZB 4/10-3/13 | | | | | | | | | | | | | | | | | | | |
| 19-2317 | | | F | | | | | | | | 137 | | | | | 84 | | | |
| 19-2704 | | | R | | | | | | | | 136,9 | | | | | | | | |
| 19-2705 | | | R | | | | | 30 | | | 136,5 | | | | | | | | |
| 19-2780 | | | F | | | | | | | | 136 | | | | | 84 | | | |
| 1.4 TFSI (92 kW) Eng.CAXC, CMSA 9/07-3/13 | | | | | | | | | | | | | | | | | | | |
| 19-2317 | | | F | | | | | | | | 137 | | | | | 84 | | | |
| 19-2704 | | | R | | | | | | | | 136,9 | | | | | | | | |
| 19-2705 | | | R | | | | | 30 | | | 136,5 | | | | | | | | |
| 19-2780 | | | F | | | | | | | | 136 | | | | | 84 | | | |
| 1.6 (75 kW) Eng.BGU (09.04-), BSE, BSF, CCSA (05.08-) 9/04-3/13 | | | | | | | | | | | | | | | | | | | |
| 19-2317 | | -05/05 | F | | | | | | | | 137 | | | | | 84 | | | Exc. 1ZF |
| 19-2704 | | 07/08- | R | | | | | | | | 136,9 | | | | | | | | |
| 19-2705 | | | R | | | | | 30 | | | 136,5 | | | | | | | | |
| 19-2780 | | 06/05- | F | | | | | | | | 136 | | | | | 84 | | | |

AUDI

| METELLI ref | Spare Parts | | F/R | L/R | | | ABS | A | B | C | D | E | F | G | H | I | L | M | Fig | NOTE |
|--|-------------|--------|-----|-----|--|--|-----|---|----|---|---|-------|---|---|---|---|----|---|-----|------------|
| 1.6 E-Power (75 kW) Eng.CCSA, CMXA 1/11-3/13 | | | | | | | | | | | | | | | | | | | | |
| 19-2317 | | | F | | | | | | | | | 137 | | | | | 84 | | | Disc 288mm |
| 19-2780 | | | F | | | | | | | | | 136 | | | | | 84 | | | Disc 280mm |
| 1.6 FSI (85 kW) Eng.BLF, BLP (09.04-.) 9/04-9/07 | | | | | | | | | | | | | | | | | | | | |
| 19-2317 | | -05/05 | F | | | | | | | | | 137 | | | | | 84 | | | Exc. 1ZF |
| 19-2705 | | | R | | | | | | 30 | | | 136,5 | | | | | | | | |
| 19-2780 | | 06/05- | F | | | | | | | | | 136 | | | | | 84 | | | |
| 1.6 TDI (66 kW) Eng.CAYB 5/09-3/13 | | | | | | | | | | | | | | | | | | | | |
| 19-2317 | | | F | | | | | | | | | 137 | | | | | 84 | | | |
| 19-2704 | | | R | | | | | | | | | 136,9 | | | | | | | | |
| 19-2705 | | | R | | | | | | 30 | | | 136,5 | | | | | | | | |
| 19-2780 | | | F | | | | | | | | | 136 | | | | | 84 | | | |
| 1.6 TDI (77 kW) Eng.CAYC 5/09-3/13 | | | | | | | | | | | | | | | | | | | | |
| 19-2317 | | | F | | | | | | | | | 137 | | | | | 84 | | | |
| 19-2704 | | | R | | | | | | | | | 136,9 | | | | | | | | |
| 19-2705 | | | R | | | | | | 30 | | | 136,5 | | | | | | | | |
| 19-2780 | | | F | | | | | | | | | 136 | | | | | 84 | | | |
| 1.8 FSI (110 kW) Eng.BPU 8/06-6/08 | | | | | | | | | | | | | | | | | | | | |
| 19-2317 | | | F | | | | | | | | | 137 | | | | | 84 | | | Disc 288mm |
| 19-2780 | | | F | | | | | | | | | 136 | | | | | 84 | | | Disc 280mm |
| 1.8 TFSI (118 kW) Eng.BYT, BZB, CDAA 11/06-3/13 | | | | | | | | | | | | | | | | | | | | |
| 19-2317 | | | F | | | | | | | | | 137 | | | | | 84 | | | |
| 19-2704 | | 07/08- | R | | | | | | | | | 136,9 | | | | | | | | |
| 19-2705 | | | R | | | | | | 30 | | | 136,5 | | | | | | | | |
| 19-2780 | | | F | | | | | | | | | 136 | | | | | 84 | | | |
| 1.8 TFSI quattro (118 kW) Eng.CDAA 7/08-3/13 | | | | | | | | | | | | | | | | | | | | |
| 19-2317 | | | F/R | | | | | | | | | 137 | | | | | 84 | | | |
| 1.9 TDI (77 kW) Eng.BKC (09.04-.), BLS, BXE 9/04-5/10 | | | | | | | | | | | | | | | | | | | | |
| 19-2317 | | -05/05 | F | | | | | | | | | 137 | | | | | 84 | | | Exc. 1ZF |

AUDI

| METELLI ref | Spare Parts | | F/R | L/R | | ABS | A | B | C | D | E | F | G | H | I | L | M | Fig | NOTE |
|---|-------------|--------|-----|-----|--|-----|---|----|---|---|-------|---|---|---|---|---|----|-----|------------|
| 19-2704 | | 07/08- | R | | | | | | | | 136,9 | | | | | | | | |
| 19-2705 | | | R | | | | | 30 | | | 136,5 | | | | | | | | |
| 19-2780 | | 06/05- | F | | | | | | | | 136 | | | | | | 84 | | |
| 2.0 FSI (110 kW) Eng.AXW, BLR, BLX (09.04-.), BLY (09.04-.), BMB, BVY, 9/04-6/08 | | | | | | | | | | | | | | | | | | | |
| 19-2317 | | -05/05 | F | | | | | | | | 137 | | | | | | 84 | | Exc. 1ZF |
| 19-2705 | | | R | | | | | 30 | | | 136,5 | | | | | | | | |
| 19-2780 | | 06/05- | F | | | | | | | | 136 | | | | | | 84 | | |
| 2.0 TDI (100 kW) Eng.AZV, CBAA, CFFA 9/04-3/13 | | | | | | | | | | | | | | | | | | | |
| 19-2317 | | | F | | | | | | | | 137 | | | | | | 84 | | Disc 288mm |
| 19-2780 | | | F | | | | | | | | 136 | | | | | | 84 | | Disc 280mm |
| 2.0 TDI (103 kW) Eng.BMM 6/05-6/08 | | | | | | | | | | | | | | | | | | | |
| 19-2317 | | | F | | | | | | | | 137 | | | | | | 84 | | |
| 19-2705 | | | R | | | | | 30 | | | 136,5 | | | | | | | | |
| 19-2780 | | | F | | | | | | | | 136 | | | | | | 84 | | |
| 2.0 TDI (120 kW) Eng.BUY 6/06-6/08 | | | | | | | | | | | | | | | | | | | |
| 19-2317 | | | F | | | | | | | | 137 | | | | | | 84 | | |
| 19-2705 | | | R | | | | | 30 | | | 136,5 | | | | | | | | |
| 19-2780 | | | F | | | | | | | | 136 | | | | | | 84 | | |
| 2.0 TDI (125 kW) Eng.BMN, CBBB, CFGB 3/06-3/13 | | | | | | | | | | | | | | | | | | | |
| 19-2317 | | | F | | | | | | | | 137 | | | | | | 84 | | |
| 19-2704 | | 07/08- | R | | | | | | | | 136,9 | | | | | | | | |
| 19-2705 | | 07/08- | R | | | | | 30 | | | 136,5 | | | | | | | | |
| 19-2780 | | | F | | | | | | | | 136 | | | | | | 84 | | |
| 2.0 TDI 16V (103 kW) Eng.BKD (09.04-.), CBAB, CBEA, CFFB, CLJA 9/04-3/13 | | | | | | | | | | | | | | | | | | | |
| 19-2317 | | -05/05 | F | | | | | | | | 137 | | | | | | 84 | | Exc. 1ZF |
| 19-2704 | | 07/08- | R | | | | | | | | 136,9 | | | | | | | | |
| 19-2705 | | | R | | | | | 30 | | | 136,5 | | | | | | | | |
| 19-2780 | | 06/05- | F | | | | | | | | 136 | | | | | | 84 | | |

AUDI

| METELLI ref | Spare Parts | | F/R | L/R | | | ABS | A | B | C | D | E | F | G | H | I | L | M | Fig | NOTE |
|---|-------------|--------|-----|-----|--|--|-----|---|----|---|---|-------|---|---|---|---|---|---|-----|------------|
| 2.0 TDI 16V quattro (103 kW) Eng.BKD, CBAB, CFFB 11/05-3/13 | | | | | | | | | | | | | | | | | | | | |
| 19-2317 | | | F/R | | | | | | | | | 137 | | | | | | | 84 | |
| 2.0 TDI quattro (103 kW) Eng.BMM 1/06-6/08 | | | | | | | | | | | | | | | | | | | | |
| 19-2317 | | | F/R | | | | | | | | | 137 | | | | | | | 84 | |
| 2.0 TDI quattro (125 kW) Eng.BMN, CBBB, CFGB 3/06-3/13 | | | | | | | | | | | | | | | | | | | | |
| 19-2317 | | | F/R | | | | | | | | | 137 | | | | | | | 84 | |
| 2.0 TFSI (147 kW) Eng.AXX (09.04-), BPY, BWA, CAWB, CBFA, CCTA, CCZA 9/04-3/13 | | | | | | | | | | | | | | | | | | | | |
| 19-2317 | | -05/05 | F | | | | | | | | | 137 | | | | | | | 84 | Exc. 1ZF |
| 19-2704 | | 07/08- | R | | | | | | | | | 136,9 | | | | | | | | |
| 19-2705 | | | R | | | | | | 30 | | | 136,5 | | | | | | | | |
| 19-2780 | | 06/05- | F | | | | | | | | | 136 | | | | | | | 84 | |
| 2.0 TFSI quattro (147 kW) Eng.AXX (09.04-), BPY, BWA, CBFA, CCTA, CCZA 9/04-3/13 | | | | | | | | | | | | | | | | | | | | |
| 19-2317 | | | F/R | | | | | | | | | 137 | | | | | | | 84 | |
| 3.2 V6 quattro (184 kW) Eng.BDB, BMJ (09.04-), BUB 9/04-5/09 | | | | | | | | | | | | | | | | | | | | |
| 19-2317 | | | F/R | | | | | | | | | 137 | | | | | | | 84 | |
| RS3 quattro (250 kW) Eng.CEPA 1/11-12/12 | | | | | | | | | | | | | | | | | | | | |
| 19-2317 | | | R | | | | | | | | | 137 | | | | | | | 84 | |
| S3 quattro (188 kW) Eng.CDLC 7/08-3/13 | | | | | | | | | | | | | | | | | | | | |
| 19-2317 | | | F/R | | | | | | | | | 137 | | | | | | | 84 | |
| S3 quattro (195 kW) Eng.BHZ, CDLA 6/08-3/13 | | | | | | | | | | | | | | | | | | | | |
| 19-2317 | | | F/R | | | | | | | | | 137 | | | | | | | 84 | |
| A3 III (8V1, 8VK) 4/12-1/70 | | | | | | | | | | | | | | | | | | | | |
| 1.0 TFSI (85 kW) Eng.CHZD 7/16-12/17 | | | | | | | | | | | | | | | | | | | | |
| 19-2364 | | | F | | | | | | 36 | | | 136,4 | | | | | | | 84 | Disc 312mm |
| 19-2705 | | | R | | | | | | 30 | | | 136,5 | | | | | | | | |
| 19-2780 | | | F | | | | | | | | | 136 | | | | | | | 84 | Disc 288mm |
| 1.2 TFSI (77 kW) Eng.CJZA 2/13-5/15 | | | | | | | | | | | | | | | | | | | | |
| 19-2364 | | | F | | | | | | 36 | | | 136,4 | | | | | | | 84 | PR 1ZA |

AUDI

| METELLI ref | Spare Parts | | F/R | L/R | | | ABS | A | B | C | D | E | F | G | H | I | L | M | Fig | NOTE |
|---|-------------|--|-----|-----|--|--|-----|---|----|---|---|-------|---|---|---|---|----|---|-----|------------|
| 19-2780 | | | F | | | | | | | | | 136 | | | | | 84 | | | Disc 288mm |
| 1.8 TFSI (132 kW) Eng.CJSA 4/12-8/16 | | | | | | | | | | | | | | | | | | | | |
| 19-2364 | | | F | | | | | | 36 | | | 136,4 | | | | | 84 | | | PR 1ZA |
| 19-2705 | | | R | | | | | | 30 | | | 136,5 | | | | | | | | |
| 1.8 TFSI quattro (132 kW) Eng.CJSB 8/12-8/16 | | | | | | | | | | | | | | | | | | | | |
| 19-2364 | | | F | | | | | | 36 | | | 136,4 | | | | | 84 | | | PR 1ZA |
| 19-2780 | | | F | | | | | | | | | 136 | | | | | 84 | | | Disc 288mm |
| 2.0 TDI (81 kW) Eng.CRFA 1/13-8/16 | | | | | | | | | | | | | | | | | | | | |
| 19-2364 | | | F | | | | | | 36 | | | 136,4 | | | | | 84 | | | PR 1ZA |
| 19-2705 | | | R | | | | | | 30 | | | 136,5 | | | | | | | | |
| 2.0 TDI (100 kW) Eng.CRBD, CRLC 5/13-8/16 | | | | | | | | | | | | | | | | | | | | |
| 19-2364 | | | F | | | | | | 36 | | | 136,4 | | | | | 84 | | | |
| 19-2705 | | | R | | | | | | 30 | | | 136,5 | | | | | | | | |
| 2.0 TDI (105 kW) Eng.CRFC 9/12-10/20 | | | | | | | | | | | | | | | | | | | | |
| 19-2364 | | | F | | | | | | 36 | | | 136,4 | | | | | 84 | | | PR 1ZA |
| 19-2705 | | | R | | | | | | 30 | | | 136,5 | | | | | | | | |
| 2.0 TDI (110 kW) Eng.CRBC, CRLB, CRUA, DBGA, DCYA, DEJA 4/12-12/17 | | | | | | | | | | | | | | | | | | | | |
| 19-2364 | | | F | | | | | | 36 | | | 136,4 | | | | | 84 | | | PR 1ZA |
| 19-2705 | | | R | | | | | | 30 | | | 136,5 | | | | | | | | |
| 2.0 TDI (135 kW) Eng.CUNA 5/13-8/16 | | | | | | | | | | | | | | | | | | | | |
| 19-2364 | | | F | | | | | | 36 | | | 136,4 | | | | | 84 | | | PR 1ZA |
| 19-2705 | | | R | | | | | | 30 | | | 136,5 | | | | | | | | |
| 2.0 TDI quattro (110 kW) Eng.CRBC, CRLB, DCYA 10/12-12/17 | | | | | | | | | | | | | | | | | | | | |
| 19-2364 | | | F | | | | | | 36 | | | 136,4 | | | | | 84 | | | PR 1ZA |
| 19-2780 | | | F | | | | | | | | | 136 | | | | | 84 | | | Disc 288mm |
| 2.0 TDI quattro (135 kW) Eng.CUNA, DGCA 12/12-12/17 | | | | | | | | | | | | | | | | | | | | |
| 19-2364 | | | F | | | | | | 36 | | | 136,4 | | | | | 84 | | | PR 1ZA |
| 19-2780 | | | F | | | | | | | | | 136 | | | | | 84 | | | Disc 288mm |

AUDI

| METELLI ref | Spare Parts | | F/R | L/R | | | ABS | A | B | C | D | E | F | G | H | I | L | M | Fig | NOTE |
|--|-------------|--|-----|-----|--|--|-----|---|----|---|---|-------|---|---|---|---|---|----|-----|------------|
| 2.0 TFSI (140 kW) Eng.CZPB 5/16-12/17 | | | | | | | | | | | | | | | | | | | | |
| 19-2364 | | | F | | | | | | 36 | | | 136,4 | | | | | | 84 | | Disc 312mm |
| 19-2705 | | | R | | | | | | 30 | | | 136,5 | | | | | | | | |
| 19-2780 | | | F | | | | | | | | | 136 | | | | | | 84 | | Disc 288mm |
| 2.0 TFSI quattro (140 kW) Eng.CZPB 5/16-12/17 | | | | | | | | | | | | | | | | | | | | |
| 19-2364 | | | F | | | | | | 36 | | | 136,4 | | | | | | 84 | | Disc 312mm |
| 19-2780 | | | F | | | | | | | | | 136 | | | | | | 84 | | Disc 288mm |
| S3 quattro (206 kW) Eng.CJXB 2/13-7/14 | | | | | | | | | | | | | | | | | | | | |
| 19-2364 | | | F | | | | | | 36 | | | 136,4 | | | | | | 84 | | |
| 19-2780 | | | F | | | | | | | | | 136 | | | | | | 84 | | Disc 288mm |
| S3 quattro (210 kW) Eng.CJXF 5/14-8/16 | | | | | | | | | | | | | | | | | | | | |
| 19-2364 | | | F | | | | | | 36 | | | 136,4 | | | | | | 84 | | |
| 19-2780 | | | F | | | | | | | | | 136 | | | | | | 84 | | Disc 288mm |
| S3 quattro (213 kW) Eng.CJXD, DJHB 7/16-12/17 | | | | | | | | | | | | | | | | | | | | |
| 19-2364 | | | F | | | | | | 36 | | | 136,4 | | | | | | 84 | | Disc 312mm |
| 19-2780 | | | F | | | | | | | | | 136 | | | | | | 84 | | Disc 288mm |
| S3 quattro (221 kW) Eng.CJXC 11/12-8/16 | | | | | | | | | | | | | | | | | | | | |
| 19-2364 | | | F | | | | | | 36 | | | 136,4 | | | | | | 84 | | Disc 312mm |
| 19-2780 | | | F | | | | | | | | | 136 | | | | | | 84 | | Disc 288mm |
| S3 quattro (228 kW) Eng.CJXG, DJHA 6/16-12/17 | | | | | | | | | | | | | | | | | | | | |
| 19-2364 | | | F | | | | | | 36 | | | 136,4 | | | | | | 84 | | Disc 312mm |
| 19-2780 | | | F | | | | | | | | | 136 | | | | | | 84 | | Disc 288mm |
| A3 III Cabrio (8V7, 8VE) 10/13-1/70 | | | | | | | | | | | | | | | | | | | | |
| 1.4 TFSI (85 kW) Eng.CZCC 2/16-10/20 | | | | | | | | | | | | | | | | | | | | |
| 19-2364 | | | F | | | | | | 36 | | | 136,4 | | | | | | 84 | | Disc 312mm |
| 19-2705 | | | R | | | | | | 30 | | | 136,5 | | | | | | | | |
| 19-2780 | | | F | | | | | | | | | 136 | | | | | | 84 | | Disc 288mm |

AUDI

| METELLI ref | Spare Parts | | F/R | L/R | | | ABS | A | B | C | D | E | F | G | H | I | L | M | Fig | NOTE |
|---|-------------|--|-----|-----|--|--|-----|---|----|---|---|-------|---|---|---|---|---|----|-----|------------|
| 1.4 TFSI (92 kW) Eng.CXSB, CZCA 2/14-1/70 | | | | | | | | | | | | | | | | | | | | |
| 19-2364 | | | F | | | | | | 36 | | | 136,4 | | | | | | 84 | | Disc 312mm |
| 19-2705 | | | R | | | | | | 30 | | | 136,5 | | | | | | | | |
| 19-2780 | | | F | | | | | | | | | 136 | | | | | | 84 | | Disc 288mm |
| 1.4 TFSI (103 kW) Eng.CPTA 10/13-1/70 | | | | | | | | | | | | | | | | | | | | |
| 19-2364 | | | F | | | | | | 36 | | | 136,4 | | | | | | 84 | | Disc 312mm |
| 19-2705 | | | R | | | | | | 30 | | | 136,5 | | | | | | | | |
| 19-2780 | | | F | | | | | | | | | 136 | | | | | | 84 | | Disc 288mm |
| 1.4 TSI (110 kW) Eng.CZEA 5/14-10/20 | | | | | | | | | | | | | | | | | | | | |
| 19-2364 | | | F | | | | | | 36 | | | 136,4 | | | | | | 84 | | Disc 312mm |
| 19-2705 | | | R | | | | | | 30 | | | 136,5 | | | | | | | | |
| 19-2780 | | | F | | | | | | | | | 136 | | | | | | 84 | | Disc 288mm |
| 1.5 TFSI (110 kW) Eng.DADA 5/17-10/18 | | | | | | | | | | | | | | | | | | | | |
| 19-2364 | | | F | | | | | | 36 | | | 136,4 | | | | | | 84 | | Disc 312mm |
| 19-2705 | | | R | | | | | | 30 | | | 136,5 | | | | | | | | |
| 19-2780 | | | F | | | | | | | | | 136 | | | | | | 84 | | Disc 288mm |
| 1.6 TDI (81 kW) Eng.CRKB, CXXB 2/14-10/20 | | | | | | | | | | | | | | | | | | | | |
| 19-2364 | | | F | | | | | | 36 | | | 136,4 | | | | | | 84 | | Disc 312mm |
| 19-2705 | | | R | | | | | | 30 | | | 136,5 | | | | | | | | |
| 19-2780 | | | F | | | | | | | | | 136 | | | | | | 84 | | Disc 288mm |
| 1.6 TDI (85 kW) Eng.DDYA 4/17-10/20 | | | | | | | | | | | | | | | | | | | | |
| 19-2364 | | | F | | | | | | 36 | | | 136,4 | | | | | | 84 | | Disc 312mm |
| 19-2705 | | | R | | | | | | 30 | | | 136,5 | | | | | | | | |
| 19-2780 | | | F | | | | | | | | | 136 | | | | | | 84 | | Disc 288mm |
| 1.8 TFSI (125 kW) Eng.CNSB 5/14-10/20 | | | | | | | | | | | | | | | | | | | | |
| 19-2364 | | | F | | | | | | 36 | | | 136,4 | | | | | | 84 | | Disc 312mm |
| 19-2705 | | | R | | | | | | 30 | | | 136,5 | | | | | | | | |
| 19-2780 | | | F | | | | | | | | | 136 | | | | | | 84 | | Disc 288mm |

AUDI

| METELLI ref | Spare Parts | | F/R | L/R | | | ABS | A | B | C | D | E | F | G | H | I | L | M | Fig | NOTE |
|---|-------------|--|-----|-----|--|--|-----|---|----|---|---|-------|---|---|---|---|---|----|-----|------------|
| 1.8 TFSI (132 kW) Eng.CJSA, CJSB 10/13-7/16 | | | | | | | | | | | | | | | | | | | | |
| 19-2364 | | | F | | | | | | 36 | | | 136,4 | | | | | | 84 | | Disc 312mm |
| 19-2705 | | | R | | | | | | 30 | | | 136,5 | | | | | | | | |
| 19-2780 | | | F | | | | | | | | | 136 | | | | | | 84 | | Disc 288mm |
| 1.8 TFSI quattro (132 kW) Eng.CJSB 3/14-1/70 | | | | | | | | | | | | | | | | | | | | |
| 19-2364 | | | F | | | | | | 36 | | | 136,4 | | | | | | 84 | | Disc 312mm |
| 19-2780 | | | F | | | | | | | | | 136 | | | | | | 84 | | Disc 288mm |
| 2.0 40 TFSI (140 kW) Eng.DKZA 11/18-10/20 | | | | | | | | | | | | | | | | | | | | |
| 19-2364 | | | F | | | | | | 36 | | | 136,4 | | | | | | 84 | | Disc 312mm |
| 19-2705 | | | R | | | | | | 30 | | | 136,5 | | | | | | | | |
| 19-2780 | | | F | | | | | | | | | 136 | | | | | | 84 | | Disc 288mm |
| 2.0 TDI (100 kW) Eng.CRLC 10/13-1/70 | | | | | | | | | | | | | | | | | | | | |
| 19-2364 | | | F | | | | | | 36 | | | 136,4 | | | | | | 84 | | Disc 312mm |
| 19-2705 | | | R | | | | | | 30 | | | 136,5 | | | | | | | | |
| 19-2780 | | | F | | | | | | | | | 136 | | | | | | 84 | | Disc 288mm |
| 2.0 TDI (110 kW) Eng.CRLB, DCYA 10/13-10/20 | | | | | | | | | | | | | | | | | | | | |
| 19-2364 | | | F | | | | | | 36 | | | 136,4 | | | | | | 84 | | Disc 312mm |
| 19-2705 | | | R | | | | | | 30 | | | 136,5 | | | | | | | | |
| 19-2780 | | | F | | | | | | | | | 136 | | | | | | 84 | | Disc 288mm |
| 2.0 TDI (135 kW) Eng.CUNA, DGCA 5/14-1/70 | | | | | | | | | | | | | | | | | | | | |
| 19-2364 | | | F | | | | | | 36 | | | 136,4 | | | | | | 84 | | Disc 312mm |
| 19-2705 | | | R | | | | | | 30 | | | 136,5 | | | | | | | | |
| 19-2780 | | | F | | | | | | | | | 136 | | | | | | 84 | | Disc 288mm |
| 2.0 TDI quattro (110 kW) Eng.CRLB, DCYA 3/14-10/20 | | | | | | | | | | | | | | | | | | | | |
| 19-2364 | | | F | | | | | | 36 | | | 136,4 | | | | | | 84 | | Disc 312mm |
| 19-2780 | | | F | | | | | | | | | 136 | | | | | | 84 | | Disc 288mm |
| 2.0 TDI quattro (135 kW) Eng.CUNA, DGCA 5/14-10/20 | | | | | | | | | | | | | | | | | | | | |
| 19-2364 | | | F | | | | | | 36 | | | 136,4 | | | | | | 84 | | Disc 312mm |
| 19-2780 | | | F | | | | | | | | | 136 | | | | | | 84 | | Disc 288mm |

AUDI

| METELLI ref | Spare Parts | | F/R | L/R | | | ABS | A | B | C | D | E | F | G | H | I | L | M | Fig | NOTE |
|---|-------------|--|-----|-----|--|--|-----|---|----|---|---|-------|---|---|---|---|---|----|-----|------------|
| 2.0 TFSI (140 kW) Eng.CZPB 5/16-10/20 | | | | | | | | | | | | | | | | | | | | |
| 19-2364 | | | F | | | | | | 36 | | | 136,4 | | | | | | 84 | | Disc 312mm |
| 19-2705 | | | R | | | | | | 30 | | | 136,5 | | | | | | | | |
| 19-2780 | | | F | | | | | | | | | 136 | | | | | | 84 | | Disc 288mm |
| 2.0 TFSI quattro (140 kW) Eng.CZPB 5/16-10/20 | | | | | | | | | | | | | | | | | | | | |
| 19-2364 | | | F | | | | | | 36 | | | 136,4 | | | | | | 84 | | Disc 312mm |
| 19-2780 | | | F | | | | | | | | | 136 | | | | | | 84 | | Disc 288mm |
| 2.0 TFSI quattro (162 kW) Eng.CNTC 5/14-10/20 | | | | | | | | | | | | | | | | | | | | |
| 19-2364 | | | F | | | | | | 36 | | | 136,4 | | | | | | 84 | | Disc 312mm |
| 19-2780 | | | F | | | | | | | | | 136 | | | | | | 84 | | Disc 288mm |
| 35 TFSI (110 kW) Eng.DADA, DPCA 10/18-10/20 | | | | | | | | | | | | | | | | | | | | |
| 19-2364 | | | F | | | | | | 36 | | | 136,4 | | | | | | 84 | | Disc 312mm |
| 19-2705 | | | R | | | | | | 30 | | | 136,5 | | | | | | | | |
| 19-2780 | | | F | | | | | | | | | 136 | | | | | | 84 | | Disc 288mm |
| 40 TFSI quattro (140 kW) Eng.DKZA 11/18-10/20 | | | | | | | | | | | | | | | | | | | | |
| 19-2780 | | | R | | | | | | | | | 136 | | | | | | 84 | | |
| S3 quattro (210 kW) Eng.CJXF 3/14-1/70 | | | | | | | | | | | | | | | | | | | | |
| 19-2364 | | | F | | | | | | 36 | | | 136,4 | | | | | | 84 | | Disc 312mm |
| 19-2780 | | | F | | | | | | | | | 136 | | | | | | 84 | | Disc 288mm |
| S3 quattro (213 kW) Eng.DJHB 7/16-10/20 | | | | | | | | | | | | | | | | | | | | |
| 19-2364 | | | F | | | | | | 36 | | | 136,4 | | | | | | 84 | | Disc 312mm |
| 19-2780 | | | F | | | | | | | | | 136 | | | | | | 84 | | Disc 288mm |
| S3 quattro (221 kW) Eng.CJXC, DNUE (09.18-) 4/14-10/20 | | | | | | | | | | | | | | | | | | | | |
| 19-2364 | | | F | | | | | | 36 | | | 136,4 | | | | | | 84 | | Disc 312mm |
| 19-2780 | | | F | | | | | | | | | 136 | | | | | | 84 | | Disc 288mm |
| S3 quattro (228 kW) Eng.DJHA 7/16-10/20 | | | | | | | | | | | | | | | | | | | | |
| 19-2364 | | | F | | | | | | 36 | | | 136,4 | | | | | | 84 | | Disc 312mm |

AUDI

| METELLI ref | Spare Parts | | F/R | L/R | | ABS | A | B | C | D | E | F | G | H | I | L | M | Fig | NOTE |
|---|-------------|--|-----|-----|--|-----|---|----|---|---|-------|---|---|---|---|----|---|-----|------------------------|
| 19-2780 | | | F | | | | | | | | 136 | | | | | 84 | | | Disc 288mm |
| A3 III Limousine (8VS, 8VM) 5/13-1/70 | | | | | | | | | | | | | | | | | | | |
| 1.0 TFSI (85 kW) Eng.CHZD 7/16-10/20 | | | | | | | | | | | | | | | | | | | |
| 19-2705 | | | R | | | | | 30 | | | 136,5 | | | | | | | | |
| 19-2780 | | | F | | | | | | | | 136 | | | | | 84 | | | Disc 288mm |
| 1.2 TFSI (77 kW) Eng.CJZA 10/13-1/70 | | | | | | | | | | | | | | | | | | | |
| 19-2364 | | | F | | | | | 36 | | | 136,4 | | | | | 84 | | | |
| 19-2705 | | | R | | | | | 30 | | | 136,5 | | | | | | | | Eng. CJZA |
| 1.2 TFSI (81 kW) Eng.CYVB 5/14-1/70 | | | | | | | | | | | | | | | | | | | |
| 19-2364 | | | F | | | | | 36 | | | 136,4 | | | | | 84 | | | |
| 19-2705 | | | R | | | | | 30 | | | 136,5 | | | | | | | | |
| 1.4 TFSI (90 kW) Eng.CXSA 9/13-10/20 | | | | | | | | | | | | | | | | | | | |
| 19-2364 | | | F | | | | | 36 | | | 136,4 | | | | | 84 | | | |
| 19-2705 | | | R | | | | | 30 | | | 136,5 | | | | | | | | Eng. CMBA Eng. CXSA |
| 1.4 TFSI (92 kW) Eng.CXSB, CZCA 9/13-1/70 | | | | | | | | | | | | | | | | | | | |
| 19-2364 | | | F | | | | | 36 | | | 136,4 | | | | | 84 | | | |
| 19-2705 | | | R | | | | | 30 | | | 136,5 | | | | | | | | Eng. CMBA Eng. CXSA |
| 1.4 TFSI (103 kW) Eng.CPTA 5/13-1/70 | | | | | | | | | | | | | | | | | | | |
| 19-2364 | | | F | | | | | 36 | | | 136,4 | | | | | 84 | | | |
| 19-2705 | | | R | | | | | 30 | | | 136,5 | | | | | | | | |
| 1.4 TSI (110 kW) Eng.CZEA 5/14-10/20 | | | | | | | | | | | | | | | | | | | |
| 19-2364 | | | F | | | | | 36 | | | 136,4 | | | | | 84 | | | |
| 19-2705 | | | R | | | | | 30 | | | 136,5 | | | | | | | | |
| 1.5 TFSI (110 kW) Eng.DADA 5/17-10/18 | | | | | | | | | | | | | | | | | | | |
| 19-2364 | | | F | | | | | 36 | | | 136,4 | | | | | 84 | | | Disc 340mm, Disc 312mm |
| 19-2705 | | | R | | | | | 30 | | | 136,5 | | | | | | | | |
| 19-2780 | | | F | | | | | | | | 136 | | | | | 84 | | | Disc 288mm |

AUDI

| METELLI ref | Spare Parts | | F/R | L/R | | | ABS | A | B | C | D | E | F | G | H | I | L | M | Fig | NOTE |
|---|-------------|--|-----|-----|--|--|-----|---|----|---|---|-------|---|---|---|---|---|----|-----|------------------------|
| 1.6 TDI (77 kW) Eng.CLHA 9/13-1/70 | | | | | | | | | | | | | | | | | | | | |
| 19-2364 | | | F | | | | | | 36 | | | 136,4 | | | | | | 84 | | |
| 19-2705 | | | R | | | | | | 30 | | | 136,5 | | | | | | | | Eng. CLHA |
| 1.6 TDI (81 kW) Eng.CRKB, CXXB, DBKA 5/14-10/20 | | | | | | | | | | | | | | | | | | | | |
| 19-2364 | | | F | | | | | | 36 | | | 136,4 | | | | | | 84 | | |
| 19-2705 | | | R | | | | | | 30 | | | 136,5 | | | | | | | | |
| 1.6 TDI (85 kW) Eng.DDYA 3/17-10/20 | | | | | | | | | | | | | | | | | | | | |
| 19-2364 | | | F | | | | | | 36 | | | 136,4 | | | | | | 84 | | Disc 340mm, Disc 312mm |
| 19-2705 | | | R | | | | | | 30 | | | 136,5 | | | | | | | | |
| 19-2780 | | | F | | | | | | | | | 136 | | | | | | 84 | | Disc 288mm |
| 1.6 TDI quattro (81 kW) Eng.CXXB 5/15-1/70 | | | | | | | | | | | | | | | | | | | | |
| 19-2364 | | | F | | | | | | 36 | | | 136,4 | | | | | | 84 | | Disc 312mm |
| 19-2780 | | | F | | | | | | | | | 136 | | | | | | 84 | | Disc 288mm |
| 1.8 TFSI (125 kW) Eng.CNSB 11/13-10/20 | | | | | | | | | | | | | | | | | | | | |
| 19-2364 | | | F | | | | | | 36 | | | 136,4 | | | | | | 84 | | |
| 19-2705 | | | R | | | | | | 30 | | | 136,5 | | | | | | | | Ch. 8V-D-000 001- |
| 1.8 TFSI (132 kW) Eng.CJSA, CJSB 5/13-1/70 | | | | | | | | | | | | | | | | | | | | |
| 19-2364 | | | F | | | | | | 36 | | | 136,4 | | | | | | 84 | | |
| 19-2705 | | | R | | | | | | 30 | | | 136,5 | | | | | | | | |
| 1.8 TFSI quattro (132 kW) Eng.CJSB 11/13-1/70 | | | | | | | | | | | | | | | | | | | | |
| 19-2364 | | | F | | | | | | 36 | | | 136,4 | | | | | | 84 | | Disc 312mm |
| 19-2780 | | | F | | | | | | | | | 136 | | | | | | 84 | | Disc 288mm |
| 2.0 35 TDI (110 kW) Eng.DFGA 7/18-10/20 | | | | | | | | | | | | | | | | | | | | |
| 19-2364 | | | F | | | | | | 36 | | | 136,4 | | | | | | 84 | | Disc 312mm |
| 19-2705 | | | R | | | | | | 30 | | | 136,5 | | | | | | | | Ch. 8V-D-000 001- |
| 19-2780 | | | F | | | | | | | | | 136 | | | | | | 84 | | Disc 288mm |
| 2.0 40 TFSI (140 kW) Eng.DKZA 7/18-10/20 | | | | | | | | | | | | | | | | | | | | |
| 19-2364 | | | F | | | | | | 36 | | | 136,4 | | | | | | 84 | | Disc 312mm |
| 19-2780 | | | F | | | | | | | | | 136 | | | | | | 84 | | Disc 288mm |

| AUDI | | | | | | | | | | | | | | | | | | | |
|--|-------------|--|-----|-----|--|-----|---|----|---|---|-------|---|---|---|---|----|---|-----|------------------------|
| METELLI ref | Spare Parts | | F/R | L/R | | ABS | A | B | C | D | E | F | G | H | I | L | M | Fig | NOTE |
| 2.0 TDI (81 kW) Eng.CRFA, DEJB 5/13-10/20 | | | | | | | | | | | | | | | | | | | |
| 19-2364 | | | F | | | | | 36 | | | 136,4 | | | | | 84 | | | |
| 19-2705 | | | R | | | | | 30 | | | 136,5 | | | | | | | | |
| 2.0 TDI (100 kW) Eng.CRBD, CRLC 9/13-1/70 | | | | | | | | | | | | | | | | | | | |
| 19-2364 | | | F | | | | | 36 | | | 136,4 | | | | | 84 | | | |
| 19-2705 | | | R | | | | | 30 | | | 136,5 | | | | | | | | |
| 2.0 TDI (105 kW) Eng.CRFC 10/13-10/20 | | | | | | | | | | | | | | | | | | | |
| 19-2364 | | | F | | | | | 36 | | | 136,4 | | | | | 84 | | | |
| 19-2705 | | | R | | | | | 30 | | | 136,5 | | | | | | | | Eng. CRFC |
| 2.0 TDI (110 kW) Eng.CRBC, CRLB, CRUA, DBGA, DCYA, DEJA, DFGA (07.18-.) 5/13-10/20 | | | | | | | | | | | | | | | | | | | |
| 19-2364 | | | F | | | | | 36 | | | 136,4 | | | | | 84 | | | |
| 19-2705 | | | R | | | | | 30 | | | 136,5 | | | | | | | | |
| 2.0 TDI (135 kW) Eng.CUNA 5/14-10/20 | | | | | | | | | | | | | | | | | | | |
| 19-2364 | | | F | | | | | 36 | | | 136,4 | | | | | 84 | | | |
| 19-2705 | | | R | | | | | 30 | | | 136,5 | | | | | | | | |
| 2.0 TDI quattro (110 kW) Eng.CRBC, CRLB, DCYA 10/13-10/20 | | | | | | | | | | | | | | | | | | | |
| 19-2364 | | | F | | | | | 36 | | | 136,4 | | | | | 84 | | | |
| 19-2780 | | | F | | | | | | | | 136 | | | | | 84 | | | Disc 288mm |
| 2.0 TDI quattro (135 kW) Eng.CUNA, DGCA 5/14-7/18 | | | | | | | | | | | | | | | | | | | |
| 19-2364 | | | F | | | | | 36 | | | 136,4 | | | | | 84 | | | |
| 19-2780 | | | F | | | | | | | | 136 | | | | | 84 | | | Disc 288mm |
| 2.0 TFSI (140 kW) Eng.CZPB, DKZA (07.18-.) 5/16-10/20 | | | | | | | | | | | | | | | | | | | |
| 19-2364 | | | F | | | | | 36 | | | 136,4 | | | | | 84 | | | Disc 340mm, Disc 312mm |
| 19-2705 | | | R | | | | | 30 | | | 136,5 | | | | | | | | |
| 19-2780 | | | F | | | | | | | | 136 | | | | | 84 | | | Disc 288mm |
| 2.0 TFSI (162 kW) Eng.CHHB, CNTC 11/15-10/20 | | | | | | | | | | | | | | | | | | | |
| 19-2364 | | | F | | | | | 36 | | | 136,4 | | | | | 84 | | | Disc 312mm |
| 19-2705 | | | R | | | | | 30 | | | 136,5 | | | | | | | | |
| 19-2780 | | | F | | | | | | | | 136 | | | | | 84 | | | Disc 288mm |

AUDI

| METELLI ref | Spare Parts | | F/R | L/R | | | ABS | A | B | C | D | E | F | G | H | I | L | M | Fig | NOTE |
|--|-------------|--|-----|-----|--|--|-----|---|----|---|---|-------|---|---|---|---|---|----|-----|------------------------|
| 2.0 TFSI quattro (140 kW) Eng.CZPB, DKZA (07.18-.) 5/16-10/20 | | | | | | | | | | | | | | | | | | | | |
| 19-2364 | | | F | | | | | | 36 | | | 136,4 | | | | | | 84 | | Disc 340mm, Disc 312mm |
| 19-2705 | | | R | | | | | | 30 | | | 136,5 | | | | | | | | |
| 19-2780 | | | F | | | | | | | | | 136 | | | | | | 84 | | Disc 288mm |
| 30 TDI (85 kW) Eng.DGTE 7/18-10/20 | | | | | | | | | | | | | | | | | | | | |
| 19-2364 | | | F | | | | | | 36 | | | 136,4 | | | | | | 84 | | Disc 340mm, Disc 312mm |
| 19-2705 | | | R | | | | | | 30 | | | 136,5 | | | | | | | | |
| 19-2780 | | | F | | | | | | | | | 136 | | | | | | 84 | | Disc 288mm |
| 30 TFSI (85 kW) Eng.DKRF 7/18-10/20 | | | | | | | | | | | | | | | | | | | | |
| 19-2705 | | | R | | | | | | 30 | | | 136,5 | | | | | | | | Ch. 8V-D-000 001- |
| 19-2780 | | | F | | | | | | | | | 136 | | | | | | 84 | | Disc 288mm |
| 35 TFSI (110 kW) Eng.DADA, DPCA 10/18-10/20 | | | | | | | | | | | | | | | | | | | | |
| 19-2364 | | | F | | | | | | 36 | | | 136,4 | | | | | | 84 | | Disc 340mm, Disc 312mm |
| 19-2705 | | | R | | | | | | 30 | | | 136,5 | | | | | | | | |
| 19-2780 | | | F | | | | | | | | | 136 | | | | | | 84 | | Disc 288mm |
| 40 TDI quattro (135 kW) Eng.DJGA 7/18-7/19 | | | | | | | | | | | | | | | | | | | | |
| 19-2364 | | | F | | | | | | 36 | | | 136,4 | | | | | | 84 | | Disc 312mm |
| 19-2780 | | | F | | | | | | | | | 136 | | | | | | 84 | | Disc 288mm |
| 40 TFSI quattro (140 kW) Eng.DKZA 7/18-10/20 | | | | | | | | | | | | | | | | | | | | |
| 19-2364 | | | F | | | | | | 36 | | | 136,4 | | | | | | 84 | | Disc 312mm |
| 19-2705 | | | R | | | | | | 30 | | | 136,5 | | | | | | | | Ch. 8V-D-000 001- |
| 19-2780 | | | F | | | | | | | | | 136 | | | | | | 84 | | Disc 288mm |
| RS3 quattro (294 kW) Eng.DAZA, DNWA (02.19-.) 4/17-10/20 | | | | | | | | | | | | | | | | | | | | |
| 19-2364 | | | F | | | | | | 36 | | | 136,4 | | | | | | 84 | | Disc 312mm |
| 19-2780 | | | F | | | | | | | | | 136 | | | | | | 84 | | Disc 288mm |
| S3 quattro (206 kW) Eng.CJXB 10/13-1/70 | | | | | | | | | | | | | | | | | | | | |
| 19-2364 | | | F | | | | | | 36 | | | 136,4 | | | | | | 84 | | |
| 19-2780 | | | F | | | | | | | | | 136 | | | | | | 84 | | Disc 288mm |

AUDI

| METELLI ref | Spare Parts | | F/R | L/R | | | ABS | A | B | C | D | E | F | G | H | I | L | M | Fig | NOTE |
|--|-------------|--|-----|-----|--|--|-----|---|----|---|---|-------|---|---|---|---|---|----|-----|------------|
| S3 quattro (210 kW) Eng.CJXF 5/14-1/70 | | | | | | | | | | | | | | | | | | | | |
| 19-2364 | | | F | | | | | | 36 | | | 136,4 | | | | | | 84 | | |
| 19-2780 | | | F | | | | | | | | | 136 | | | | | | 84 | | Disc 288mm |
| S3 quattro (213 kW) Eng.CJXD, DJHB 8/16-10/20 | | | | | | | | | | | | | | | | | | | | |
| 19-2364 | | | F | | | | | | 36 | | | 136,4 | | | | | | 84 | | Disc 312mm |
| 19-2780 | | | F | | | | | | | | | 136 | | | | | | 84 | | Disc 288mm |
| S3 quattro (215 kW) Eng.CYFB, DJJA, DLRA 5/14-10/20 | | | | | | | | | | | | | | | | | | | | |
| 19-2364 | | | F | | | | | | 36 | | | 136,4 | | | | | | 84 | | Disc 312mm |
| 19-2780 | | | F | | | | | | | | | 136 | | | | | | 84 | | Disc 288mm |
| S3 quattro (221 kW) Eng.CJXC, DNUE (09.18-) 10/13-10/20 | | | | | | | | | | | | | | | | | | | | |
| 19-2364 | | | F | | | | | | 36 | | | 136,4 | | | | | | 84 | | |
| 19-2780 | | | F | | | | | | | | | 136 | | | | | | 84 | | Disc 288mm |
| S3 quattro (228 kW) Eng.CJXG, DJHA 6/16-10/20 | | | | | | | | | | | | | | | | | | | | |
| 19-2364 | | | F | | | | | | 36 | | | 136,4 | | | | | | 84 | | Disc 312mm |
| 19-2780 | | | F | | | | | | | | | 136 | | | | | | 84 | | Disc 288mm |
| A3 III Sportback (8VA, 8VF) 9/12-1/70 | | | | | | | | | | | | | | | | | | | | |
| 1.0 TFSI (85 kW) Eng.CHZD, DKRF 7/16-10/20 | | | | | | | | | | | | | | | | | | | | |
| 19-2364 | | | F | | | | | | 36 | | | 136,4 | | | | | | 84 | | Disc 312mm |
| 19-2705 | | | R | | | | | | 30 | | | 136,5 | | | | | | | | |
| 19-2780 | | | F | | | | | | | | | 136 | | | | | | 84 | | Disc 288mm |
| 1.2 TFSI (77 kW) Eng.CJZA 5/13-1/70 | | | | | | | | | | | | | | | | | | | | |
| 19-2364 | | | F | | | | | | 36 | | | 136,4 | | | | | | 84 | | PR 1ZA |
| 19-2705 | | | R | | | | | | 30 | | | 136,5 | | | | | | | | |
| 1.2 TFSI (81 kW) Eng.CYVB 5/14-8/16 | | | | | | | | | | | | | | | | | | | | |
| 19-2364 | | | F | | | | | | 36 | | | 136,4 | | | | | | 84 | | |
| 19-2705 | | | R | | | | | | 30 | | | 136,5 | | | | | | | | |
| 1.4 TFSI (90 kW) Eng.CMBA, CXSA 9/12-10/20 | | | | | | | | | | | | | | | | | | | | |
| 19-2364 | | | F | | | | | | 36 | | | 136,4 | | | | | | 84 | | PR 1ZA |

AUDI

| METELLI ref | Spare Parts | | F/R | L/R | | | ABS | A | B | C | D | E | F | G | H | I | L | M | Fig | NOTE |
|---|-------------|--|-----|-----|--|--|-----|---|----|---|---|-------|---|---|---|---|----|---|-----|------------|
| 19-2705 | | | R | | | | | | 30 | | | 136,5 | | | | | | | | |
| 1.4 TFSI (92 kW) Eng.CXSB, CZCA 5/14-8/16 | | | | | | | | | | | | | | | | | | | | |
| 19-2364 | | | F | | | | | | 36 | | | 136,4 | | | | | 84 | | | |
| 19-2705 | | | R | | | | | | 30 | | | 136,5 | | | | | | | | |
| 1.4 TFSI (103 kW) Eng.CPTA 3/13-1/70 | | | | | | | | | | | | | | | | | | | | |
| 19-2364 | | | F | | | | | | 36 | | | 136,4 | | | | | 84 | | | PR 1ZA |
| 19-2705 | | | R | | | | | | 30 | | | 136,5 | | | | | | | | |
| 1.4 TFSI e-tron (110 kW) Eng.CUKB, CXUA, DGEA (07.16-.) 5/14-10/20 | | | | | | | | | | | | | | | | | | | | |
| 19-2364 | | | F | | | | | | 36 | | | 136,4 | | | | | 84 | | | |
| 19-2705 | | | R | | | | | | 30 | | | 136,5 | | | | | | | | |
| 1.4 TFSI e-tron (150 kW) Eng.CXUA 5/14-10/20 | | | | | | | | | | | | | | | | | | | | |
| 19-2364 | | | F | | | | | | 36 | | | 136,4 | | | | | 84 | | | Disc 312mm |
| 19-2705 | | | R | | | | | | 30 | | | 136,5 | | | | | | | | |
| 19-2780 | | | F | | | | | | | | | 136 | | | | | 84 | | | Disc 288mm |
| 1.4 TFSI g-tron (81 kW) Eng.CPWA 11/13-10/20 | | | | | | | | | | | | | | | | | | | | |
| 19-2364 | | | F | | | | | | 36 | | | 136,4 | | | | | 84 | | | |
| 19-2705 | | | R | | | | | | 30 | | | 136,5 | | | | | | | | |
| 1.4 TSI (110 kW) Eng.CZEA 5/14-10/20 | | | | | | | | | | | | | | | | | | | | |
| 19-2364 | | | F | | | | | | 36 | | | 136,4 | | | | | 84 | | | |
| 19-2705 | | | R | | | | | | 30 | | | 136,5 | | | | | | | | |
| 1.5 TFSI (110 kW) Eng.DADA 5/17-10/18 | | | | | | | | | | | | | | | | | | | | |
| 19-2364 | | | F | | | | | | 36 | | | 136,4 | | | | | 84 | | | Disc 312mm |
| 19-2705 | | | R | | | | | | 30 | | | 136,5 | | | | | | | | |
| 19-2780 | | | F | | | | | | | | | 136 | | | | | 84 | | | Disc 288mm |
| 1.6 TDI (77 kW) Eng.CLHA 10/12-1/70 | | | | | | | | | | | | | | | | | | | | |
| 19-2364 | | | F | | | | | | 36 | | | 136,4 | | | | | 84 | | | PR 1ZA |
| 19-2705 | | | R | | | | | | 30 | | | 136,5 | | | | | | | | |
| 1.6 TDI (81 kW) Eng.CRKB, CXXB, DBKA 9/13-10/20 | | | | | | | | | | | | | | | | | | | | |
| 19-2364 | | | F | | | | | | 36 | | | 136,4 | | | | | 84 | | | |

AUDI

| METELLI ref | Spare Parts | | F/R | L/R | | | ABS | A | B | C | D | E | F | G | H | I | L | M | Fig | NOTE |
|--|-------------|--|-----|-----|--|--|-----|---|----|---|---|-------|---|---|---|---|---|----|-----|------------|
| 2.0 TDI (105 kW) Eng.CRFC 3/13-10/20 | | | | | | | | | | | | | | | | | | | | |
| 19-2364 | | | F | | | | | | 36 | | | 136,4 | | | | | | 84 | | PR 1ZA |
| 19-2705 | | | R | | | | | | 30 | | | 136,5 | | | | | | | | |
| 2.0 TDI (110 kW) Eng.CRBC, CRLB, CRUA, DBGA, DCYA, DEJA, DFGA (07.18-.) 9/12-10/20 | | | | | | | | | | | | | | | | | | | | |
| 19-2364 | | | F | | | | | | 36 | | | 136,4 | | | | | | 84 | | PR 1ZA |
| 19-2705 | | | R | | | | | | 30 | | | 136,5 | | | | | | | | |
| 2.0 TDI (135 kW) Eng.CUNA 5/13-8/16 | | | | | | | | | | | | | | | | | | | | |
| 19-2364 | | | F | | | | | | 36 | | | 136,4 | | | | | | 84 | | PR 1ZA |
| 19-2705 | | | R | | | | | | 30 | | | 136,5 | | | | | | | | |
| 2.0 TDI quattro (110 kW) Eng.CRBC, CRLB, DCYA 2/13-10/20 | | | | | | | | | | | | | | | | | | | | |
| 19-2364 | | | F | | | | | | 36 | | | 136,4 | | | | | | 84 | | PR 1ZA |
| 19-2780 | | | F | | | | | | | | | 136 | | | | | | 84 | | Disc 288mm |
| 2.0 TDI quattro (135 kW) Eng.CUNA, DGCA 5/13-7/18 | | | | | | | | | | | | | | | | | | | | |
| 19-2364 | | | F | | | | | | 36 | | | 136,4 | | | | | | 84 | | Disc 312mm |
| 19-2705 | | | R | | | | | | 30 | | | 136,5 | | | | | | | | |
| 19-2780 | | | F | | | | | | | | | 136 | | | | | | 84 | | Disc 288mm |
| 2.0 TFSI (140 kW) Eng.CZPB, DKZA (07.18-.) 5/16-10/20 | | | | | | | | | | | | | | | | | | | | |
| 19-2364 | | | F | | | | | | 36 | | | 136,4 | | | | | | 84 | | Disc 312mm |
| 19-2705 | | | R | | | | | | 30 | | | 136,5 | | | | | | | | |
| 19-2780 | | | F | | | | | | | | | 136 | | | | | | 84 | | Disc 288mm |
| 2.0 TFSI (162 kW) Eng.CHHB 2/15-8/16 | | | | | | | | | | | | | | | | | | | | |
| 19-2364 | | | F | | | | | | 36 | | | 136,4 | | | | | | 84 | | Disc 312mm |
| 19-2705 | | | R | | | | | | 30 | | | 136,5 | | | | | | | | |
| 19-2780 | | | F | | | | | | | | | 136 | | | | | | 84 | | Disc 288mm |
| 2.0 TFSI quattro (140 kW) Eng.CZPB, DKZA (07.18-.) 5/16-10/20 | | | | | | | | | | | | | | | | | | | | |
| 19-2364 | | | F | | | | | | 36 | | | 136,4 | | | | | | 84 | | Disc 312mm |
| 19-2780 | | | F | | | | | | | | | 136 | | | | | | 84 | | Disc 288mm |
| 30 g-tron (96 kW) Eng.DHFA 11/18-10/20 | | | | | | | | | | | | | | | | | | | | |
| 19-2364 | | | F | | | | | | 36 | | | 136,4 | | | | | | 84 | | Disc 312mm |

AUDI

| METELLI ref | Spare Parts | | F/R | L/R | | ABS | A | B | C | D | E | F | G | H | I | L | M | Fig | NOTE |
|--|-------------|--|-----|-----|--|-----|---|----|---|---|-------|---|---|---|---|----|---|-----|------------|
| 19-2705 | | | R | | | | | 30 | | | 136,5 | | | | | | | | |
| 19-2780 | | | F | | | | | | | | 136 | | | | | 84 | | | Disc 288mm |
| 30 TDI (85 kW) Eng.DGTE 7/18-10/20 | | | | | | | | | | | | | | | | | | | |
| 19-2364 | | | F | | | | | 36 | | | 136,4 | | | | | 84 | | | Disc 312mm |
| 19-2705 | | | R | | | | | 30 | | | 136,5 | | | | | | | | |
| 19-2780 | | | F | | | | | | | | 136 | | | | | 84 | | | Disc 288mm |
| 30 TFSI (85 kW) Eng.DKRF 7/18-10/20 | | | | | | | | | | | | | | | | | | | |
| 19-2364 | | | F | | | | | 36 | | | 136,4 | | | | | 84 | | | Disc 312mm |
| 19-2705 | | | R | | | | | 30 | | | 136,5 | | | | | | | | |
| 19-2780 | | | F | | | | | | | | 136 | | | | | 84 | | | Disc 288mm |
| 35 TFSI (110 kW) Eng.DADA, DPCA 10/18-10/20 | | | | | | | | | | | | | | | | | | | |
| 19-2364 | | | F | | | | | 36 | | | 136,4 | | | | | 84 | | | Disc 312mm |
| 19-2705 | | | R | | | | | 30 | | | 136,5 | | | | | | | | |
| 19-2780 | | | F | | | | | | | | 136 | | | | | 84 | | | Disc 288mm |
| 40 TDI quattro (135 kW) Eng.DJGA 7/18-10/20 | | | | | | | | | | | | | | | | | | | |
| 19-2364 | | | F | | | | | 36 | | | 136,4 | | | | | 84 | | | Disc 312mm |
| 19-2705 | | | R | | | | | 30 | | | 136,5 | | | | | | | | |
| 19-2780 | | | F | | | | | | | | 136 | | | | | 84 | | | Disc 288mm |
| 40 TFSI quattro (140 kW) Eng.DKZA 7/18-10/20 | | | | | | | | | | | | | | | | | | | |
| 19-2364 | | | F | | | | | 36 | | | 136,4 | | | | | 84 | | | Disc 312mm |
| 19-2780 | | | F | | | | | | | | 136 | | | | | 84 | | | Disc 288mm |
| RS3 quattro (270 kW) Eng.CZGB 3/15-1/70 | | | | | | | | | | | | | | | | | | | |
| 19-2364 | | | F | | | | | 36 | | | 136,4 | | | | | 84 | | | Disc 312mm |
| 19-2780 | | | F | | | | | | | | 136 | | | | | 84 | | | Disc 288mm |
| RS3 quattro (294 kW) Eng.DAZA, DNWA (02.19-.) 4/17-10/20 | | | | | | | | | | | | | | | | | | | |
| 19-2364 | | | F | | | | | 36 | | | 136,4 | | | | | 84 | | | Disc 312mm |
| 19-2780 | | | F | | | | | | | | 136 | | | | | 84 | | | Disc 288mm |
| S3 quattro (206 kW) Eng.CJXB 5/13-1/70 | | | | | | | | | | | | | | | | | | | |
| 19-2364 | | | F | | | | | 36 | | | 136,4 | | | | | 84 | | | |

AUDI

| METELLI ref | Spare Parts | | F/R | LR | | ABS | A | B | C | D | E | F | G | H | I | L | M | Fig | NOTE |
|--|-------------|--|-----|----|--|-----|---|----|---|---|-------|---|---|---|---|----|---|-----|------------|
| 19-2780 | | | F | | | | | | | | 136 | | | | | 84 | | | Disc 288mm |
| S3 quattro (210 kW) Eng.CJXF 5/14-8/16 | | | | | | | | | | | | | | | | | | | |
| 19-2364 | | | F | | | | | 36 | | | 136,4 | | | | | 84 | | | |
| 19-2780 | | | F | | | | | | | | 136 | | | | | 84 | | | Disc 288mm |
| S3 quattro (213 kW) Eng.CJXD, DJHB 7/16-10/20 | | | | | | | | | | | | | | | | | | | |
| 19-2364 | | | F | | | | | 36 | | | 136,4 | | | | | 84 | | | Disc 312mm |
| 19-2780 | | | F | | | | | | | | 136 | | | | | 84 | | | Disc 288mm |
| S3 quattro (221 kW) Eng.CJXC, DNUE (09.18-) 11/12-10/20 | | | | | | | | | | | | | | | | | | | |
| 19-2364 | | | F | | | | | 36 | | | 136,4 | | | | | 84 | | | PR 1ZA |
| 19-2780 | | | F | | | | | | | | 136 | | | | | 84 | | | Disc 288mm |
| S3 quattro (228 kW) Eng.CJXG, DJHA 6/16-10/20 | | | | | | | | | | | | | | | | | | | |
| 19-2364 | | | F | | | | | 36 | | | 136,4 | | | | | 84 | | | Disc 312mm |
| 19-2780 | | | F | | | | | | | | 136 | | | | | 84 | | | Disc 288mm |
| A3 IV Limousine (8YS) 4/20-1/70 | | | | | | | | | | | | | | | | | | | |
| 30 TDI (85 kW) Eng.DSUD (-11.20), DTRB (11.20-), DTRD (11.20-) 6/20-1/70 | | | | | | | | | | | | | | | | | | | |
| 19-2364 | | | F | | | | | 36 | | | 136,4 | | | | | 84 | | | |
| 30 TFSI (81 kW) Eng.DLAA 6/20-1/70 | | | | | | | | | | | | | | | | | | | |
| 19-2364 | | | F | | | | | 36 | | | 136,4 | | | | | 84 | | | |
| 30 TFSI Mild Hybrid (81 kW) Eng.DLAA 6/20-1/70 | | | | | | | | | | | | | | | | | | | |
| 19-2364 | | | F | | | | | 36 | | | 136,4 | | | | | 84 | | | |
| 35 TDI (110 kW) Eng.DSRB, DTSA (02.21-), DTSB (11.20-) 4/20-1/70 | | | | | | | | | | | | | | | | | | | |
| 19-2364 | | | F | | | | | 36 | | | 136,4 | | | | | 84 | | | |
| 35 TFSI (110 kW) Eng.DPCA 4/20-1/70 | | | | | | | | | | | | | | | | | | | |
| 19-2364 | | | F | | | | | 36 | | | 136,4 | | | | | 84 | | | |
| 35 TFSI Mild Hybrid (110 kW) Eng.DFYA 4/20-1/70 | | | | | | | | | | | | | | | | | | | |
| 19-2364 | | | F | | | | | 36 | | | 136,4 | | | | | 84 | | | |
| 40 TDI quattro (147 kW) Eng.DTUA 12/20-1/70 | | | | | | | | | | | | | | | | | | | |
| 19-2364 | | | F | | | | | 36 | | | 136,4 | | | | | 84 | | | |

AUDI

| METELLI ref | Spare Parts | | F/R | L/R | | | ABS | A | B | C | D | E | F | G | H | I | L | M | Fig | NOTE |
|--|-------------|--------|-----|-----|--|--|-----|---|----|-------|-------|-------|---|---|---|---|---|---|-------|------|
| S3 quattro (228 kW) Eng.DNFB, DSFA (06.21-) 6/20-1/70 | | | | | | | | | | | | | | | | | | | | |
| 19-2364 | | | F | | | | | | 36 | | | 136,4 | | | | | | | 84 | |
| A3 IV Sportback (8YA) 3/20-1/70 | | | | | | | | | | | | | | | | | | | | |
| 30 g-tron (96 kW) Eng.DHFA 7/20-1/70 | | | | | | | | | | | | | | | | | | | | |
| 19-2364 | | | F | | | | | | 36 | | | 136,4 | | | | | | | 84 | |
| 30 TDI (85 kW) Eng.DSUD (-.11.20), DTRB (11.20-), DTRD (11.20-) 11/19-1/70 | | | | | | | | | | | | | | | | | | | | |
| 19-2364 | | | F | | | | | | 36 | | | 136,4 | | | | | | | 84 | |
| 30 TFSI (81 kW) Eng.DLAA 6/20-1/70 | | | | | | | | | | | | | | | | | | | | |
| 19-2364 | | | F | | | | | | 36 | | | 136,4 | | | | | | | 84 | |
| 30 TFSI Mild Hybrid (81 kW) Eng.DLAA 6/20-1/70 | | | | | | | | | | | | | | | | | | | | |
| 19-2364 | | | F | | | | | | 36 | | | 136,4 | | | | | | | 84 | |
| 35 TDI (110 kW) Eng.DSRB, DTSA, DTSB (11.20-) 11/19-1/70 | | | | | | | | | | | | | | | | | | | | |
| 19-2364 | | | F | | | | | | 36 | | | 136,4 | | | | | | | 84 | |
| 35 TFSI (110 kW) Eng.DPCA 11/19-1/70 | | | | | | | | | | | | | | | | | | | | |
| 19-2364 | | | F | | | | | | 36 | | | 136,4 | | | | | | | 84 | |
| 35 TFSI Mild Hybrid (110 kW) Eng.DFYA 4/20-1/70 | | | | | | | | | | | | | | | | | | | | |
| 19-2364 | | | F | | | | | | 36 | | | 136,4 | | | | | | | 84 | |
| 40 TDI quattro (147 kW) Eng.DTUA 12/20-1/70 | | | | | | | | | | | | | | | | | | | | |
| 19-2364 | | | F | | | | | | 36 | | | 136,4 | | | | | | | 84 | |
| 40 TFSIe (110 kW) Eng.DGEA 6/20-1/70 | | | | | | | | | | | | | | | | | | | | |
| 19-2364 | | | F | | | | | | 36 | | | 136,4 | | | | | | | 84 | |
| S3 quattro (228 kW) Eng.DNFB 6/20-1/70 | | | | | | | | | | | | | | | | | | | | |
| 19-2364 | | | F | | | | | | 36 | | | 136,4 | | | | | | | 84 | |
| A4 I (8D2, B5) 11/94-12/01 | | | | | | | | | | | | | | | | | | | | |
| 1.6 (74 kW) Eng.ADP (-.10.96), AHL (10.96-), ANA (08.98-), ARM (11/94-10/00 | | | | | | | | | | | | | | | | | | | | |
| 19-2106 | | | F | | | | | | | 39 | 75 | | | | | | | | 37 | |
| 19-2501 | | -02/97 | R | | | | | | | 19,05 | 50,29 | | | | | | | | 15,49 | |

AUDI

| METELLI ref | Spare Parts | | F/R | L/R | | | ABS | A | B | C | D | E | F | G | H | I | L | M | Fig | NOTE |
|---|-------------|--------|-----|-----|--|--|-----|---|---|-------|-------|---|---|---|---|---|-------|---|-----|------|
| 19-2548 | | 02/97- | R | | | | | | | 19,05 | 50,29 | | | | | | 16,64 | | | |
| 1.6 (75 kW) Eng.ALZ 7/00-11/00 | | | | | | | | | | | | | | | | | | | | |
| 19-2106 | | | F | | | | | | | 39 | 75 | | | | | | 37 | | | |
| 19-2548 | | | R | | | | | | | 19,05 | 50,29 | | | | | | 16,64 | | | |
| 1.8 (85 kW) Eng.AFY 4/95-11/00 | | | | | | | | | | | | | | | | | | | | |
| 19-2106 | | | F | | | | | | | 39 | 75 | | | | | | 37 | | | |
| 1.8 (92 kW) Eng.ADR, APT, ARG, AVV 11/94-11/00 | | | | | | | | | | | | | | | | | | | | |
| 19-2106 | | | F | | | | | | | 39 | 75 | | | | | | 37 | | | |
| 19-2501 | | -02/97 | R | | | | | | | 19,05 | 50,29 | | | | | | 15,49 | | | |
| 19-2548 | | 02/97- | R | | | | | | | 19,05 | 50,29 | | | | | | 16,64 | | | |
| 1.8 quattro (85 kW) Eng.AFY 7/95-11/00 | | | | | | | | | | | | | | | | | | | | |
| 19-2106 | | | F/R | | | | | | | 39 | 75 | | | | | | 37 | | | |
| 1.8 quattro (92 kW) Eng.ADR (12.95-), APT (02.99-), ARG (07.98-) 1/95-11/00 | | | | | | | | | | | | | | | | | | | | |
| 19-2106 | | | F/R | | | | | | | 39 | 75 | | | | | | 37 | | | |
| 1.8 T (110 kW) Eng.AEB (01.95-12.98), ANB (07.99-), APU (02.99-), A 1/95-11/00 | | | | | | | | | | | | | | | | | | | | |
| 19-2106 | | | F | | | | | | | 39 | 75 | | | | | | 37 | | | |
| 19-2501 | | -02/97 | R | | | | | | | 19,05 | 50,29 | | | | | | 15,49 | | | |
| 19-2548 | | 02/97- | R | | | | | | | 19,05 | 50,29 | | | | | | 16,64 | | | |
| 1.8 T (125 kW) Eng.AMB 5/00-9/00 | | | | | | | | | | | | | | | | | | | | |
| 19-2106 | | | F | | | | | | | 39 | 75 | | | | | | 37 | | | |
| 19-2548 | | | R | | | | | | | 19,05 | 50,29 | | | | | | 16,64 | | | |
| 1.8 T (132 kW) Eng.AJL 12/97-11/00 | | | | | | | | | | | | | | | | | | | | |
| 19-2105 | | | F | | | | | | | 43 | 82 | | | | | | 37 | | | |
| 19-2548 | | | R | | | | | | | 19,05 | 50,29 | | | | | | 16,64 | | | |
| 1.8 T quattro (110 kW) Eng.AEB (12.95-12.98), ANB (07.99-), APU (02.99-), A 1/95-11/00 | | | | | | | | | | | | | | | | | | | | |
| 19-2106 | | | F/R | | | | | | | 39 | 75 | | | | | | 37 | | | |
| 1.8 T quattro (132 kW) Eng.AJL 12/97-11/00 | | | | | | | | | | | | | | | | | | | | |
| 19-2105 | | | F | | | | | | | 43 | 82 | | | | | | 37 | | | |
| 19-2106 | | | R | | | | | | | 39 | 75 | | | | | | 37 | | | |

AUDI

| METELLI ref | Spare Parts | | F/R | L/R | | | ABS | A | B | C | D | E | F | G | H | I | L | M | Fig | NOTE |
|---|-------------|--------|-----|-----|--|--|-----|---|---|-------|-------|---|---|---|---|---|---|---|-------|------|
| 1.9 TDI (55 kW) Eng.AFF 12/95-11/00 | | | | | | | | | | | | | | | | | | | | |
| 19-2106 | | | F | | | | | | | 39 | 75 | | | | | | | | 37 | |
| 19-2501 | | -02/97 | R | | | | | | | 19,05 | 50,29 | | | | | | | | 15,49 | |
| 19-2548 | | 02/97- | R | | | | | | | 19,05 | 50,29 | | | | | | | | 16,64 | |
| 1.9 TDI (66 kW) Eng.1Z (01.95-07.96), AHH, AHU (08.96-.) 1/95-11/00 | | | | | | | | | | | | | | | | | | | | |
| 19-2106 | | | F | | | | | | | 39 | 75 | | | | | | | | 37 | |
| 19-2501 | | -02/97 | R | | | | | | | 19,05 | 50,29 | | | | | | | | 15,49 | |
| 19-2548 | | 02/97- | R | | | | | | | 19,05 | 50,29 | | | | | | | | 16,64 | |
| 1.9 TDI (81 kW) Eng.AFN (-.07.99), AVG (08.99-.) 10/95-11/00 | | | | | | | | | | | | | | | | | | | | |
| 19-2106 | | | F | | | | | | | 39 | 75 | | | | | | | | 37 | |
| 19-2501 | | -02/97 | R | | | | | | | 19,05 | 50,29 | | | | | | | | 15,49 | |
| 19-2548 | | 02/97- | R | | | | | | | 19,05 | 50,29 | | | | | | | | 16,64 | |
| 1.9 TDI (85 kW) Eng.AJM 3/00-11/00 | | | | | | | | | | | | | | | | | | | | |
| 19-2106 | | | F | | | | | | | 39 | 75 | | | | | | | | 37 | |
| 19-2548 | | | R | | | | | | | 19,05 | 50,29 | | | | | | | | 16,64 | |
| 1.9 TDI quattro (81 kW) Eng.AFN (-.07.99), AVG (08.99-.) 9/96-11/00 | | | | | | | | | | | | | | | | | | | | |
| 19-2106 | | | F/R | | | | | | | 39 | 75 | | | | | | | | 37 | |
| 1.9 TDI quattro (85 kW) Eng.AJM, ATJ 3/00-11/00 | | | | | | | | | | | | | | | | | | | | |
| 19-2106 | | | F/R | | | | | | | 39 | 75 | | | | | | | | 37 | |
| 2.4 (110 kW) Eng.AFM 7/95-7/97 | | | | | | | | | | | | | | | | | | | | |
| 19-2105 | | | F | | | | | | | 43 | 82 | | | | | | | | 37 | |
| 2.4 (120 kW) Eng.AJG, AMM, APZ 8/97-11/00 | | | | | | | | | | | | | | | | | | | | |
| 19-2105 | | | F | | | | | | | 43 | 82 | | | | | | | | 37 | |
| 19-2548 | | | R | | | | | | | 19,05 | 50,29 | | | | | | | | 16,64 | |
| 2.4 (121 kW) Eng.AGA (-.07.98), ALF (08.97-07.98), AML (08.98-.), A 3/97-11/00 | | | | | | | | | | | | | | | | | | | | |
| 19-2105 | | | F | | | | | | | 43 | 82 | | | | | | | | 37 | |
| 19-2501 | | | R | | | | | | | 19,05 | 50,29 | | | | | | | | 15,49 | |
| 19-2548 | | | R | | | | | | | 19,05 | 50,29 | | | | | | | | 16,64 | |

AUDI

| METELLI ref | Spare Parts | | F/R | L/R | | | ABS | A | B | C | D | E | F | G | H | I | L | M | Fig | NOTE |
|---|-------------|--------|-----|-----|--|--|-----|---|---|-------|-------|---|---|---|---|---|---|---|-------|------|
| 2.4 quattro (120 kW) Eng.AJG, APZ 8/97-11/00 | | | | | | | | | | | | | | | | | | | | |
| 19-2105 | | | F | | | | | | | 43 | 82 | | | | | | | | 37 | |
| 19-2106 | | | R | | | | | | | 39 | 75 | | | | | | | | 37 | |
| 2.4 quattro (121 kW) Eng.AGA (-07.98), ALF (08.97-07.98), AML (08.98-), A 3/97-11/00 | | | | | | | | | | | | | | | | | | | | |
| 19-2105 | | | F | | | | | | | 43 | 82 | | | | | | | | 37 | |
| 19-2106 | | | R | | | | | | | 39 | 75 | | | | | | | | 37 | |
| 2.5 TDI (110 kW) Eng.AFB (09.97-), AKN (07.98-) 9/97-11/00 | | | | | | | | | | | | | | | | | | | | |
| 19-2105 | | | F | | | | | | | 43 | 82 | | | | | | | | 37 | |
| 19-2548 | | | R | | | | | | | 19,05 | 50,29 | | | | | | | | 16,64 | |
| 2.5 TDI quattro (110 kW) Eng.AFB (09.97-), AKN (07.98-) 9/97-11/00 | | | | | | | | | | | | | | | | | | | | |
| 19-2105 | | | F | | | | | | | 43 | 82 | | | | | | | | 37 | |
| 19-2106 | | | R | | | | | | | 39 | 75 | | | | | | | | 37 | |
| 2.6 (102 kW) Eng.ACZ 1/96-7/97 | | | | | | | | | | | | | | | | | | | | |
| 19-2105 | | | F | | | | | | | 43 | 82 | | | | | | | | 37 | |
| 2.6 (110 kW) Eng.ABC (01.95-) 1/95-11/00 | | | | | | | | | | | | | | | | | | | | |
| 19-2105 | | | F | | | | | | | 43 | 82 | | | | | | | | 37 | |
| 19-2501 | | -02/97 | R | | | | | | | 19,05 | 50,29 | | | | | | | | 15,49 | |
| 19-2548 | | 02/97- | R | | | | | | | 19,05 | 50,29 | | | | | | | | 16,64 | |
| 2.6 quattro (110 kW) Eng.ABC (01.95-) 1/95-11/00 | | | | | | | | | | | | | | | | | | | | |
| 19-2106 | | | R | | | | | | | 39 | 75 | | | | | | | | 37 | |
| 2.8 (128 kW) Eng.AAH (09.95-), AFC 9/95-7/97 | | | | | | | | | | | | | | | | | | | | |
| 19-2105 | | | F | | | | | | | 43 | 82 | | | | | | | | 37 | |
| 19-2501 | | -02/97 | R | | | | | | | 19,05 | 50,29 | | | | | | | | 15,49 | |
| 19-2548 | | 02/97- | R | | | | | | | 19,05 | 50,29 | | | | | | | | 16,64 | |
| 2.8 (140 kW) Eng.ATX 9/99-10/00 | | | | | | | | | | | | | | | | | | | | |
| 19-2105 | | | F | | | | | | | 43 | 82 | | | | | | | | 37 | |
| 19-2548 | | | R | | | | | | | 19,05 | 50,29 | | | | | | | | 16,64 | |
| 2.8 (142 kW) Eng.ACK (10.96-07.98), AHA, ALG (08.97-), AMX (08.98- 10/96-11/00 | | | | | | | | | | | | | | | | | | | | |
| 19-2105 | | | F | | | | | | | 43 | 82 | | | | | | | | 37 | |

AUDI

| METELLI ref | Spare Parts | | F/R | L/R | | ABS | A | B | C | D | E | F | G | H | I | L | M | Fig | NOTE |
|--|-------------|--------|-----|-----|--|-----|---|---|-------|-------|---|---|---|---|---|-------|---|-----|------|
| 19-2501 | | -02/97 | R | | | | | | 19,05 | 50,29 | | | | | | 15,49 | | | |
| 19-2548 | | 02/97- | R | | | | | | 19,05 | 50,29 | | | | | | 16,64 | | | |
| 2.8 quattro (128 kW) Eng.AAH (01.95-), AFC 1/95-7/97 | | | | | | | | | | | | | | | | | | | |
| 19-2105 | | | F | | | | | | 43 | 82 | | | | | | 37 | | | |
| 19-2106 | | | R | | | | | | 39 | 75 | | | | | | 37 | | | |
| 2.8 quattro (140 kW) Eng.ATX 9/99-10/00 | | | | | | | | | | | | | | | | | | | |
| 19-2105 | | | F | | | | | | 43 | 82 | | | | | | 37 | | | |
| 19-2106 | | | R | | | | | | 39 | 75 | | | | | | 37 | | | |
| 2.8 quattro (142 kW) Eng.ACK (10.96-07.98), AHA, ALG (08.97-), AMX (08.98- 10/96-8/01 | | | | | | | | | | | | | | | | | | | |
| 19-2105 | | | F | | | | | | 43 | 82 | | | | | | 37 | | | |
| 19-2106 | | | R | | | | | | 39 | 75 | | | | | | 37 | | | |
| S4 quattro (195 kW) Eng.AGB, AZB 9/97-9/01 | | | | | | | | | | | | | | | | | | | |
| 19-2105 | | | F | | | | | | 43 | 82 | | | | | | 37 | | | |
| A4 I Avant (8D5, B5) 11/94-5/03 | | | | | | | | | | | | | | | | | | | |
| 1.6 (74 kW) Eng.ADP (-10.96), AHL (10.96-), ANA, ARM 11/94-9/01 | | | | | | | | | | | | | | | | | | | |
| 19-2106 | | | F | | | | | | 39 | 75 | | | | | | 37 | | | |
| 19-2501 | | -02/97 | R | | | | | | 19,05 | 50,29 | | | | | | 15,49 | | | |
| 19-2548 | | 02/97- | R | | | | | | 19,05 | 50,29 | | | | | | 16,64 | | | |
| 1.6 (75 kW) Eng.ALZ 7/00-9/01 | | | | | | | | | | | | | | | | | | | |
| 19-2106 | | | F | | | | | | 39 | 75 | | | | | | 37 | | | |
| 19-2548 | | | R | | | | | | 19,05 | 50,29 | | | | | | 16,64 | | | |
| 1.8 (85 kW) Eng.AFY 7/95-9/01 | | | | | | | | | | | | | | | | | | | |
| 19-2106 | | | F | | | | | | 39 | 75 | | | | | | 37 | | | |
| 1.8 (92 kW) Eng.ADR (02.96-), APT (02.99-), ARG (07.98-), AVV 2/96-9/01 | | | | | | | | | | | | | | | | | | | |
| 19-2106 | | | F | | | | | | 39 | 75 | | | | | | 37 | | | |
| 19-2548 | | 02/97- | R | | | | | | 19,05 | 50,29 | | | | | | 16,64 | | | |
| 1.8 quattro (85 kW) Eng.AFY 7/95-9/01 | | | | | | | | | | | | | | | | | | | |
| 19-2106 | | | F/R | | | | | | 39 | 75 | | | | | | 37 | | | |

AUDI

| METELLI ref | Spare Parts | | F/R | L/R | | | ABS | A | B | C | D | E | F | G | H | I | L | M | Fig | NOTE |
|--|-------------|--------|-----|-----|--|--|-----|---|---|-------|-------|---|---|---|---|---|---|---|-------|------|
| 1.8 quattro (92 kW) Eng.ADR (01.96-), APT (02.99-), ARG (07.98-) 1/96-9/01 | | | | | | | | | | | | | | | | | | | | |
| 19-2106 | | | F/R | | | | | | | 39 | 75 | | | | | | | | 37 | |
| 1.8 T (110 kW) Eng.AEB (03.96-12.98), ANB (07.99-), APU (02.99-), A 3/96-9/01 | | | | | | | | | | | | | | | | | | | | |
| 19-2106 | | | F | | | | | | | 39 | 75 | | | | | | | | 37 | |
| 19-2501 | | -02/97 | R | | | | | | | 19,05 | 50,29 | | | | | | | | 15,49 | |
| 19-2548 | | 02/97- | R | | | | | | | 19,05 | 50,29 | | | | | | | | 16,64 | |
| 1.8 T (132 kW) Eng.AJL 12/97-9/01 | | | | | | | | | | | | | | | | | | | | |
| 19-2105 | | | F | | | | | | | 43 | 82 | | | | | | | | 37 | |
| 19-2548 | | | R | | | | | | | 19,05 | 50,29 | | | | | | | | 16,64 | |
| 1.8 T quattro (110 kW) Eng.AEB (01.96-12.98), ANB (07.99-), APU (02.99-), A 1/96-9/01 | | | | | | | | | | | | | | | | | | | | |
| 19-2106 | | | F/R | | | | | | | 39 | 75 | | | | | | | | 37 | |
| 1.8 T quattro (132 kW) Eng.AJL 12/97-9/01 | | | | | | | | | | | | | | | | | | | | |
| 19-2105 | | | F | | | | | | | 43 | 82 | | | | | | | | 37 | |
| 19-2106 | | | R | | | | | | | 39 | 75 | | | | | | | | 37 | |
| 1.9 DUO (66 kW) Eng.AHU 3/98-6/00 | | | | | | | | | | | | | | | | | | | | |
| 19-2106 | | | F | | | | | | | 39 | 75 | | | | | | | | 37 | |
| 19-2548 | | | R | | | | | | | 19,05 | 50,29 | | | | | | | | 16,64 | |
| 1.9 TDI (55 kW) Eng.AFF 3/96-9/01 | | | | | | | | | | | | | | | | | | | | |
| 19-2106 | | | F | | | | | | | 39 | 75 | | | | | | | | 37 | |
| 19-2501 | | -02/97 | R | | | | | | | 19,05 | 50,29 | | | | | | | | 15,49 | |
| 19-2548 | | 02/97- | R | | | | | | | 19,05 | 50,29 | | | | | | | | 16,64 | |
| 1.9 TDI (66 kW) Eng.1Z (02.96-07.96), AHH, AHU (08.96-) 2/96-9/01 | | | | | | | | | | | | | | | | | | | | |
| 19-2106 | | | F | | | | | | | 39 | 75 | | | | | | | | 37 | |
| 19-2501 | | -02/97 | R | | | | | | | 19,05 | 50,29 | | | | | | | | 15,49 | |
| 19-2548 | | 02/97- | R | | | | | | | 19,05 | 50,29 | | | | | | | | 16,64 | |
| 1.9 TDI (81 kW) Eng.AFN (-.07.99), AVG (08.99-) 2/96-9/01 | | | | | | | | | | | | | | | | | | | | |
| 19-2106 | | | F | | | | | | | 39 | 75 | | | | | | | | 37 | |
| 19-2501 | | -02/97 | R | | | | | | | 19,05 | 50,29 | | | | | | | | 15,49 | |
| 19-2548 | | 02/97- | R | | | | | | | 19,05 | 50,29 | | | | | | | | 16,64 | |

AUDI

| METELLI ref | Spare Parts | | F/R | L/R | | | ABS | A | B | C | D | E | F | G | H | I | L | M | Fig | NOTE |
|--|-------------|--------|-----|-----|--|--|-----|---|---|-------|-------|-----|---|---|---|---|---|---|-------|------|
| 2.6 (110 kW) Eng.ABC (02.96-) 2/96-9/01 | | | | | | | | | | | | | | | | | | | | |
| 19-2105 | | | F | | | | | | | 43 | 82 | | | | | | | | 37 | |
| 19-2501 | | -02/97 | R | | | | | | | 19,05 | 50,29 | | | | | | | | 15,49 | |
| 19-2548 | | 02/97- | R | | | | | | | 19,05 | 50,29 | | | | | | | | 16,64 | |
| 2.6 quattro (110 kW) Eng.ABC (01.96-) 1/96-9/01 | | | | | | | | | | | | | | | | | | | | |
| 19-2105 | | | F | | | | | | | 43 | 82 | | | | | | | | 37 | |
| 19-2106 | | | R | | | | | | | 39 | 75 | | | | | | | | 37 | |
| 2.8 (128 kW) Eng.AAH (03.96-) 3/96-9/96 | | | | | | | | | | | | | | | | | | | | |
| 19-2105 | | | F | | | | | | | 43 | 82 | | | | | | | | 37 | |
| 19-2501 | | | R | | | | | | | 19,05 | 50,29 | | | | | | | | 15,49 | |
| 19-2548 | | | R | | | | | | | 19,05 | 50,29 | | | | | | | | 16,64 | |
| 2.8 (140 kW) Eng.ATX 3/99-9/00 | | | | | | | | | | | | | | | | | | | | |
| 19-2105 | | | F | | | | | | | 43 | 82 | | | | | | | | 37 | |
| 19-2548 | | | R | | | | | | | 19,05 | 50,29 | | | | | | | | 16,64 | |
| 2.8 (142 kW) Eng.ACK (10.96-07.98), AHA, ALG (08.97-), APR (08.98- 10/96-9/01 | | | | | | | | | | | | | | | | | | | | |
| 19-2105 | | | F | | | | | | | 43 | 82 | | | | | | | | 37 | |
| 19-2501 | | -02/97 | R | | | | | | | 19,05 | 50,29 | | | | | | | | 15,49 | |
| 19-2548 | | 02/97- | R | | | | | | | 19,05 | 50,29 | | | | | | | | 16,64 | |
| 2.8 quattro (128 kW) Eng.AAH (01.96-) 1/96-9/96 | | | | | | | | | | | | | | | | | | | | |
| 19-2105 | | | F | | | | | | | 43 | 82 | | | | | | | | 37 | |
| 19-2106 | | | R | | | | | | | 39 | 75 | | | | | | | | 37 | |
| 2.8 quattro (140 kW) Eng.ATX 3/99-9/00 | | | | | | | | | | | | | | | | | | | | |
| 19-2105 | | | F | | | | | | | 43 | 82 | | | | | | | | 37 | |
| 19-2106 | | | R | | | | | | | 39 | 75 | | | | | | | | 37 | |
| 2.8 quattro (142 kW) Eng.ACK (10.96-07.98), AHA, ALG (08.97-), AMX (08.98- 10/96-9/01 | | | | | | | | | | | | | | | | | | | | |
| 19-2105 | | | F | | | | | | | 43 | 82 | | | | | | | | 37 | |
| 19-2106 | | | R | | | | | | | 39 | 75 | | | | | | | | 37 | |
| RS4 quattro (280 kW) Eng.ASJ, AZR 5/00-9/01 | | | | | | | | | | | | | | | | | | | | |
| 19-1581 | | | F | | | | | | | 43 | 84 | 127 | | | | | | | 40,25 | |

AUDI

| METELLI ref | Spare Parts | | F/R | L/R | | ABS | A | B | C | D | E | F | G | H | I | L | M | Fig | NOTE |
|--|-------------|--|-----|-----|--|-----|---|---|----|----|-----|---|---|---|---|-------|---|-----|------|
| 19-2106 | | | R | | | | | | 39 | 75 | | | | | | 37 | | | |
| S4 quattro (195 kW) Eng.AGB, AZB 9/97-9/01 | | | | | | | | | | | | | | | | | | | |
| 19-2105 | | | F | | | | | | 43 | 82 | | | | | | 37 | | | |
| 19-2106 | | | R | | | | | | 39 | 75 | | | | | | 37 | | | |
| A4 II (8E2, B6) 11/00-12/04 | | | | | | | | | | | | | | | | | | | |
| 1.6 (75 kW) Eng.ALZ 11/00-12/04 | | | | | | | | | | | | | | | | | | | |
| 19-1581 | | | F | | | | | | 43 | 84 | 127 | | | | | 40,25 | | | |
| 19-2703 | | | R | | | 96 | | | 32 | | 130 | | | | | 69,6 | | | |
| 1.8 T (110 kW) Eng.AVJ 11/00-7/02 | | | | | | | | | | | | | | | | | | | |
| 19-1581 | | | F | | | | | | 43 | 84 | 127 | | | | | 40,25 | | | |
| 19-2703 | | | R | | | 96 | | | 32 | | 130 | | | | | 69,6 | | | |
| 1.8 T (120 kW) Eng.BFB (07.02-.) 7/02-12/04 | | | | | | | | | | | | | | | | | | | |
| 19-1581 | | | F | | | | | | 43 | 84 | 127 | | | | | 40,25 | | | |
| 19-2703 | | | R | | | 96 | | | 32 | | 130 | | | | | 69,6 | | | |
| 1.8 T (125 kW) Eng.AMB 7/01-12/04 | | | | | | | | | | | | | | | | | | | |
| 19-1581 | | | F | | | | | | 43 | 84 | 127 | | | | | 40,25 | | | |
| 19-2703 | | | R | | | 96 | | | 32 | | 130 | | | | | 69,6 | | | |
| 1.8 T (140 kW) Eng.BEX 11/02-12/04 | | | | | | | | | | | | | | | | | | | |
| 19-1581 | | | F | | | | | | 43 | 84 | 127 | | | | | 40,25 | | | |
| 19-2703 | | | R | | | 96 | | | 32 | | 130 | | | | | 69,6 | | | |
| 1.8 T quattro (110 kW) Eng.AVJ 11/00-7/02 | | | | | | | | | | | | | | | | | | | |
| 19-1581 | | | F/R | | | | | | 43 | 84 | 127 | | | | | 40,25 | | | |
| 19-2702 | | | R | | | | | | 43 | 82 | | | | | | 37 | | | |
| 1.8 T quattro (120 kW) Eng.BFB (07.02-.) 7/02-12/04 | | | | | | | | | | | | | | | | | | | |
| 19-1581 | | | F/R | | | | | | 43 | 84 | 127 | | | | | 40,25 | | | |
| 19-2702 | | | R | | | | | | 43 | 82 | | | | | | 37 | | | |
| 1.8 T quattro (125 kW) Eng.AMB, AWM 7/01-12/04 | | | | | | | | | | | | | | | | | | | |
| 19-1581 | | | F/R | | | | | | 43 | 84 | 127 | | | | | 40,25 | | | |

AUDI

| METELLI ref | Spare Parts | | F/R | L/R | | | ABS | A | B | C | D | E | F | G | H | I | L | M | Fig | NOTE |
|--|-------------|--|-----|-----|--|--|-----|---|---|----|----|-----|---|---|---|---|---|---|-------|------|
| 1.8 T quattro (140 kW) Eng.BEX 11/02-12/04 | | | | | | | | | | | | | | | | | | | | |
| 19-1581 | | | F/R | | | | | | | 43 | 84 | 127 | | | | | | | 40,25 | |
| 19-2702 | | | R | | | | | | | 43 | 82 | | | | | | | | 37 | |
| 1.9 TDI (74 kW) Eng.AVB 5/01-12/04 | | | | | | | | | | | | | | | | | | | | |
| 19-1581 | | | F | | | | | | | 43 | 84 | 127 | | | | | | | 40,25 | |
| 19-2703 | | | R | | | | 96 | | | 32 | | 130 | | | | | | | 69,6 | |
| 1.9 TDI (85 kW) Eng.BKE 6/04-12/04 | | | | | | | | | | | | | | | | | | | | |
| 19-1581 | | | F | | | | | | | 43 | 84 | 127 | | | | | | | 40,25 | |
| 19-2703 | | | R | | | | 96 | | | 32 | | 130 | | | | | | | 69,6 | |
| 1.9 TDI (96 kW) Eng.AVF, AWX 11/00-12/04 | | | | | | | | | | | | | | | | | | | | |
| 19-1581 | | | F | | | | | | | 43 | 84 | 127 | | | | | | | 40,25 | |
| 19-2703 | | | R | | | | 96 | | | 32 | | 130 | | | | | | | 69,6 | |
| 1.9 TDI quattro (96 kW) Eng.AVF 11/01-12/04 | | | | | | | | | | | | | | | | | | | | |
| 19-1581 | | | F/R | | | | | | | 43 | 84 | 127 | | | | | | | 40,25 | |
| 19-2702 | | | R | | | | | | | 43 | 82 | | | | | | | | 37 | |
| 2.0 (96 kW) Eng.ALT 11/00-12/04 | | | | | | | | | | | | | | | | | | | | |
| 19-1581 | | | F | | | | | | | 43 | 84 | 127 | | | | | | | 40,25 | |
| 19-2703 | | | R | | | | 96 | | | 32 | | 130 | | | | | | | 69,6 | |
| 2.0 FSI (110 kW) Eng.AWA (07.02-.) 7/02-12/04 | | | | | | | | | | | | | | | | | | | | |
| 19-1581 | | | F | | | | | | | 43 | 84 | 127 | | | | | | | 40,25 | |
| 19-2703 | | | R | | | | 96 | | | 32 | | 130 | | | | | | | 69,6 | |
| 2.4 (120 kW) Eng.AMM 9/01-12/04 | | | | | | | | | | | | | | | | | | | | |
| 19-1581 | | | F | | | | | | | 43 | 84 | 127 | | | | | | | 40,25 | |
| 19-2703 | | | R | | | | 96 | | | 32 | | 130 | | | | | | | 69,6 | |
| 2.4 (125 kW) Eng.BDV 9/01-12/04 | | | | | | | | | | | | | | | | | | | | |
| 19-1581 | | | F | | | | | | | 43 | 84 | 127 | | | | | | | 40,25 | |
| 19-2703 | | | R | | | | 96 | | | 32 | | 130 | | | | | | | 69,6 | |
| 2.5 TDI (114 kW) Eng.AYM 8/01-7/02 | | | | | | | | | | | | | | | | | | | | |
| 19-1581 | | | F | | | | | | | 43 | 84 | 127 | | | | | | | 40,25 | |

AUDI

| METELLI ref | Spare Parts | | F/R | L/R | | ABS | A | B | C | D | E | F | G | H | I | L | M | Fig | NOTE |
|---|-------------|--|-----|-----|--|-----|---|---|----|----|-----|---|---|---|---|-------|---|-----|------|
| 19-2703 | | | R | | | 96 | | | 32 | | 130 | | | | | 69,6 | | | |
| 2.5 TDI (120 kW) Eng.BCZ (06.03-), BDG (06.03-), BFC (07.02-) 7/02-12/04 | | | | | | | | | | | | | | | | | | | |
| 19-1581 | | | F | | | | | | 43 | 84 | 127 | | | | | 40,25 | | | |
| 19-2703 | | | R | | | 96 | | | 32 | | 130 | | | | | 69,6 | | | |
| 2.5 TDI quattro (132 kW) Eng.AKE, BAU (06.03-), BDH 11/00-12/04 | | | | | | | | | | | | | | | | | | | |
| 19-1581 | | | F/R | | | | | | 43 | 84 | 127 | | | | | 40,25 | | | |
| 19-2702 | | | R | | | | | | 43 | 82 | | | | | | 37 | | | |
| 3.0 (160 kW) Eng.BBJ 4/01-12/04 | | | | | | | | | | | | | | | | | | | |
| 19-1581 | | | F | | | | | | 43 | 84 | 127 | | | | | 40,25 | | | |
| 19-2703 | | | R | | | 96 | | | 32 | | 130 | | | | | 69,6 | | | |
| 3.0 (162 kW) Eng.ASN, AVK 11/00-12/04 | | | | | | | | | | | | | | | | | | | |
| 19-1581 | | | F | | | | | | 43 | 84 | 127 | | | | | 40,25 | | | |
| 19-2703 | | | R | | | 96 | | | 32 | | 130 | | | | | 69,6 | | | |
| 3.0 quattro (160 kW) Eng.BBJ 4/01-12/04 | | | | | | | | | | | | | | | | | | | |
| 19-1581 | | | F/R | | | | | | 43 | 84 | 127 | | | | | 40,25 | | | |
| 19-2702 | | | R | | | | | | 43 | 82 | | | | | | 37 | | | |
| 3.0 quattro (162 kW) Eng.ASN, AVK 11/00-12/04 | | | | | | | | | | | | | | | | | | | |
| 19-1581 | | | F/R | | | | | | 43 | 84 | 127 | | | | | 40,25 | | | |
| 19-2702 | | | R | | | | | | 43 | 82 | | | | | | 37 | | | |
| S4 quattro (253 kW) Eng.BBK, BHF 3/03-12/04 | | | | | | | | | | | | | | | | | | | |
| 19-1581 | | | F/R | | | | | | 43 | 84 | 127 | | | | | 40,25 | | | |
| 19-2702 | | | R | | | | | | 43 | 82 | | | | | | 37 | | | |
| A4 II Avant (8E5, B6) 4/01-12/04 | | | | | | | | | | | | | | | | | | | |
| 1.6 (75 kW) Eng.ALZ (09.01-) 9/01-12/04 | | | | | | | | | | | | | | | | | | | |
| 19-1581 | | | F | | | | | | 43 | 84 | 127 | | | | | 40,25 | | | |
| 19-2703 | | | R | | | 96 | | | 32 | | 130 | | | | | 69,6 | | | |
| 1.8 T (110 kW) Eng.AVJ (09.01-) 9/01-7/02 | | | | | | | | | | | | | | | | | | | |
| 19-1581 | | | F | | | | | | 43 | 84 | 127 | | | | | 40,25 | | | |

AUDI

| METELLI ref | Spare Parts | | F/R | L/R | | ABS | A | B | C | D | E | F | G | H | I | L | M | Fig | NOTE |
|--|-------------|--|-----|-----|--|-----|---|---|----|----|-----|---|---|---|---|-------|---|-----|------|
| 19-2703 | | | R | | | 96 | | | 32 | | 130 | | | | | 69,6 | | | |
| 1.8 T (120 kW) Eng.BFB (07.02.-) 7/02-12/04 | | | | | | | | | | | | | | | | | | | |
| 19-1581 | | | F | | | | | | 43 | 84 | 127 | | | | | 40,25 | | | |
| 19-2703 | | | R | | | 96 | | | 32 | | 130 | | | | | 69,6 | | | |
| 1.8 T (140 kW) Eng.BEX 11/02-12/04 | | | | | | | | | | | | | | | | | | | |
| 19-1581 | | | F | | | | | | 43 | 84 | 127 | | | | | 40,25 | | | |
| 19-2703 | | | R | | | 96 | | | 32 | | 130 | | | | | 69,6 | | | |
| 1.8 T quattro (110 kW) Eng.AVJ (09.01.-) 9/01-7/02 | | | | | | | | | | | | | | | | | | | |
| 19-1581 | | | F/R | | | | | | 43 | 84 | 127 | | | | | 40,25 | | | |
| 19-2702 | | | R | | | | | | 43 | 82 | | | | | | 37 | | | |
| 1.8 T quattro (120 kW) Eng.BFB (07.02.-) 7/02-12/04 | | | | | | | | | | | | | | | | | | | |
| 19-1581 | | | F/R | | | | | | 43 | 84 | 127 | | | | | 40,25 | | | |
| 19-2702 | | | R | | | | | | 43 | 82 | | | | | | 37 | | | |
| 1.8 T quattro (125 kW) Eng.AMB 9/01-12/04 | | | | | | | | | | | | | | | | | | | |
| 19-1581 | | | F/R | | | | | | 43 | 84 | 127 | | | | | 40,25 | | | |
| 1.8 T quattro (140 kW) Eng.BEX 11/02-12/04 | | | | | | | | | | | | | | | | | | | |
| 19-1581 | | | F/R | | | | | | 43 | 84 | 127 | | | | | 40,25 | | | |
| 19-2702 | | | R | | | | | | 43 | 82 | | | | | | 37 | | | |
| 1.9 TDI (74 kW) Eng.AVB 11/01-12/04 | | | | | | | | | | | | | | | | | | | |
| 19-1581 | | | F | | | | | | 43 | 84 | 127 | | | | | 40,25 | | | |
| 19-2703 | | | R | | | 96 | | | 32 | | 130 | | | | | 69,6 | | | |
| 1.9 TDI (85 kW) Eng.BKE 6/04-12/04 | | | | | | | | | | | | | | | | | | | |
| 19-1581 | | | F | | | | | | 43 | 84 | 127 | | | | | 40,25 | | | |
| 19-2703 | | | R | | | 96 | | | 32 | | 130 | | | | | 69,6 | | | |
| 1.9 TDI (96 kW) Eng.AVF (09.01.-), AWX 9/01-12/04 | | | | | | | | | | | | | | | | | | | |
| 19-1581 | | | F | | | | | | 43 | 84 | 127 | | | | | 40,25 | | | |
| 19-2703 | | | R | | | 96 | | | 32 | | 130 | | | | | 69,6 | | | |
| 1.9 TDI quattro (96 kW) Eng.AVF 11/01-12/04 | | | | | | | | | | | | | | | | | | | |
| 19-1581 | | | F/R | | | | | | 43 | 84 | 127 | | | | | 40,25 | | | |

AUDI

| METELLI ref | Spare Parts | | F/R | L/R | | ABS | A | B | C | D | E | F | G | H | I | L | M | Fig | NOTE |
|--|-------------|--|-----|-----|--|-----|---|---|----|----|-----|---|---|---|---|-------|---|-----|------|
| 19-2702 | | | R | | | | | | 43 | 82 | | | | | | 37 | | | |
| 2.0 (96 kW) Eng.ALT (09.01-.) 9/01-12/04 | | | | | | | | | | | | | | | | | | | |
| 19-1581 | | | F | | | | | | 43 | 84 | 127 | | | | | 40,25 | | | |
| 19-2703 | | | R | | | 96 | | | 32 | | 130 | | | | | 69,6 | | | |
| 2.0 FSI (110 kW) Eng.AWA (06.03-.) 7/02-12/04 | | | | | | | | | | | | | | | | | | | |
| 19-1581 | | | F | | | | | | 43 | 84 | 127 | | | | | 40,25 | | | |
| 19-2703 | | | R | | | 96 | | | 32 | | 130 | | | | | 69,6 | | | |
| 2.4 (120 kW) Eng.AMM 9/01-12/04 | | | | | | | | | | | | | | | | | | | |
| 19-1581 | | | F | | | | | | 43 | 84 | 127 | | | | | 40,25 | | | |
| 19-2703 | | | R | | | 96 | | | 32 | | 130 | | | | | 69,6 | | | |
| 2.4 (125 kW) Eng.BDV 9/01-12/04 | | | | | | | | | | | | | | | | | | | |
| 19-1581 | | | F | | | | | | 43 | 84 | 127 | | | | | 40,25 | | | |
| 19-2703 | | | R | | | 96 | | | 32 | | 130 | | | | | 69,6 | | | |
| 2.5 TDI (114 kW) Eng.AYM 9/01-7/02 | | | | | | | | | | | | | | | | | | | |
| 19-1581 | | | F | | | | | | 43 | 84 | 127 | | | | | 40,25 | | | |
| 19-2703 | | | R | | | 96 | | | 32 | | 130 | | | | | 69,6 | | | |
| 2.5 TDI (120 kW) Eng.BCZ (06.03-.), BDG (06.03-.), BFC (07.02-.) 7/02-12/04 | | | | | | | | | | | | | | | | | | | |
| 19-1581 | | | F | | | | | | 43 | 84 | 127 | | | | | 40,25 | | | |
| 19-2703 | | | R | | | 96 | | | 32 | | 130 | | | | | 69,6 | | | |
| 2.5 TDI quattro (132 kW) Eng.AKE (09.01-.), BAU (06.03-.), BDH (06.03-.) 9/01-12/04 | | | | | | | | | | | | | | | | | | | |
| 19-1581 | | | F/R | | | | | | 43 | 84 | 127 | | | | | 40,25 | | | |
| 19-2702 | | | R | | | | | | 43 | 82 | | | | | | 37 | | | |
| 3.0 (160 kW) Eng.BBJ 4/01-12/04 | | | | | | | | | | | | | | | | | | | |
| 19-1581 | | | F | | | | | | 43 | 84 | 127 | | | | | 40,25 | | | |
| 19-2703 | | | R | | | 96 | | | 32 | | 130 | | | | | 69,6 | | | |
| 3.0 (162 kW) Eng.ASN (09.01-.) 9/01-12/04 | | | | | | | | | | | | | | | | | | | |
| 19-1581 | | | F | | | | | | 43 | 84 | 127 | | | | | 40,25 | | | |
| 19-2703 | | | R | | | 96 | | | 32 | | 130 | | | | | 69,6 | | | |

AUDI

| METELLI ref | Spare Parts | | F/R | L/R | | | ABS | A | B | C | D | E | F | G | H | I | L | M | Fig | NOTE |
|---|-------------|--|-----|-----|--|--|-----|---|---|----|----|-----|---|---|---|---|---|---|-------|------|
| 3.0 quattro (160 kW) Eng.BBJ 4/01-12/04 | | | | | | | | | | | | | | | | | | | | |
| 19-1581 | | | F/R | | | | | | | 43 | 84 | 127 | | | | | | | 40,25 | |
| 19-2702 | | | R | | | | | | | 43 | 82 | | | | | | | | 37 | |
| 3.0 quattro (162 kW) Eng.ASN, AVK 9/01-12/04 | | | | | | | | | | | | | | | | | | | | |
| 19-1581 | | | F/R | | | | | | | 43 | 84 | 127 | | | | | | | 40,25 | |
| 19-2702 | | | R | | | | | | | 43 | 82 | | | | | | | | 37 | |
| S4 quattro (253 kW) Eng.BBK, BHF 3/03-12/04 | | | | | | | | | | | | | | | | | | | | |
| 19-1581 | | | F/R | | | | | | | 43 | 84 | 127 | | | | | | | 40,25 | |
| 19-2702 | | | R | | | | | | | 43 | 82 | | | | | | | | 37 | |
| A4 III (8EC, B7) 11/04-6/08 | | | | | | | | | | | | | | | | | | | | |
| 1.6 (75 kW) Eng.ALZ 11/04-6/08 | | | | | | | | | | | | | | | | | | | | |
| 19-1581 | | | F | | | | | | | 43 | 84 | 127 | | | | | | | 40,25 | |
| 19-2703 | | | R | | | | 96 | | | 32 | | 130 | | | | | | | 69,6 | |
| 1.8 T (120 kW) Eng.BFB 11/04-6/08 | | | | | | | | | | | | | | | | | | | | |
| 19-1581 | | | F | | | | | | | 43 | 84 | 127 | | | | | | | 40,25 | |
| 19-2703 | | | R | | | | 96 | | | 32 | | 130 | | | | | | | 69,6 | |
| 1.8 T quattro (120 kW) Eng.BFB 11/04-6/08 | | | | | | | | | | | | | | | | | | | | |
| 19-1581 | | | F/R | | | | | | | 43 | 84 | 127 | | | | | | | 40,25 | |
| 19-2702 | | | R | | | | | | | 43 | 82 | | | | | | | | 37 | |
| 1.9 TDI (85 kW) Eng.BKE, BRB 11/04-6/08 | | | | | | | | | | | | | | | | | | | | |
| 19-1581 | | | F | | | | | | | 43 | 84 | 127 | | | | | | | 40,25 | |
| 19-2703 | | | R | | | | 96 | | | 32 | | 130 | | | | | | | 69,6 | |
| 2.0 (96 kW) Eng.ALT 11/04-6/08 | | | | | | | | | | | | | | | | | | | | |
| 19-1581 | | | F | | | | | | | 43 | 84 | 127 | | | | | | | 40,25 | |
| 19-2703 | | | R | | | | 96 | | | 32 | | 130 | | | | | | | 69,6 | |
| 2.0 TDI (89 kW) Eng.BVG 9/05-9/06 | | | | | | | | | | | | | | | | | | | | |
| 19-1581 | | | F | | | | | | | 43 | 84 | 127 | | | | | | | 40,25 | |
| 19-2703 | | | R | | | | 96 | | | 32 | | 130 | | | | | | | 69,6 | |

AUDI

| METELLI ref | Spare Parts | | F/R | L/R | | | ABS | A | B | C | D | E | F | G | H | I | L | M | Fig | NOTE |
|--|-------------|--|-----|-----|--|--|-----|---|---|----|----|-----|---|---|---|---|---|---|-------|------|
| 2.0 TFSI (147 kW) Eng.BGB, BPG, BWE, BWT 11/04-6/08 | | | | | | | | | | | | | | | | | | | | |
| 19-1581 | | | F | | | | | | | 43 | 84 | 127 | | | | | | | 40,25 | |
| 19-2703 | | | R | | | | 96 | | | 32 | | 130 | | | | | | | 69,6 | |
| 2.0 TFSI (162 kW) Eng.BUL 6/05-6/08 | | | | | | | | | | | | | | | | | | | | |
| 19-1581 | | | F | | | | | | | 43 | 84 | 127 | | | | | | | 40,25 | |
| 19-2703 | | | R | | | | 96 | | | 32 | | 130 | | | | | | | 69,6 | |
| 2.0 TFSI quattro (147 kW) Eng.BGB, BPG, BWE, BWT 11/04-6/08 | | | | | | | | | | | | | | | | | | | | |
| 19-1581 | | | F/R | | | | | | | 43 | 84 | 127 | | | | | | | 40,25 | |
| 19-2702 | | | R | | | | | | | 43 | 82 | | | | | | | | 37 | |
| 2.0 TFSI quattro (162 kW) Eng.BUL 6/05-6/08 | | | | | | | | | | | | | | | | | | | | |
| 19-1581 | | | F/R | | | | | | | 43 | 84 | 127 | | | | | | | 40,25 | |
| 19-2702 | | | R | | | | | | | 43 | 82 | | | | | | | | 37 | |
| 2.5 TDI (120 kW) Eng.BDG 11/04-5/06 | | | | | | | | | | | | | | | | | | | | |
| 19-1581 | | | F | | | | | | | 43 | 84 | 127 | | | | | | | 40,25 | |
| 19-2703 | | | R | | | | 96 | | | 32 | | 130 | | | | | | | 69,6 | |
| 2.7 TDI (120 kW) Eng.BSG 11/05-6/08 | | | | | | | | | | | | | | | | | | | | |
| 19-1581 | | | F | | | | | | | 43 | 84 | 127 | | | | | | | 40,25 | |
| 19-2703 | | | R | | | | 96 | | | 32 | | 130 | | | | | | | 69,6 | |
| 2.7 TDI (132 kW) Eng.BPP 1/06-6/08 | | | | | | | | | | | | | | | | | | | | |
| 19-1581 | | | F | | | | | | | 43 | 84 | 127 | | | | | | | 40,25 | |
| 19-2703 | | | R | | | | 96 | | | 32 | | 130 | | | | | | | 69,6 | |
| 3.0 (160 kW) Eng.BBJ 11/04-5/06 | | | | | | | | | | | | | | | | | | | | |
| 19-1581 | | | F | | | | | | | 43 | 84 | 127 | | | | | | | 40,25 | |
| 19-2703 | | | R | | | | 96 | | | 32 | | 130 | | | | | | | 69,6 | |
| 3.0 quattro (160 kW) Eng.BBJ 11/04-7/06 | | | | | | | | | | | | | | | | | | | | |
| 19-1581 | | | F/R | | | | | | | 43 | 84 | 127 | | | | | | | 40,25 | |
| 19-2702 | | | R | | | | | | | 43 | 82 | | | | | | | | 37 | |
| 3.0 TDI quattro (150 kW) Eng.BKN 11/04-6/08 | | | | | | | | | | | | | | | | | | | | |
| 19-1581 | | | F/R | | | | | | | 43 | 84 | 127 | | | | | | | 40,25 | |

AUDI

| METELLI ref | Spare Parts | | F/R | L/R | | ABS | A | B | C | D | E | F | G | H | I | L | M | Fig | NOTE |
|--|-------------|--|-----|-----|--|-----|---|---|----|----|-----|---|---|---|---|-------|---|-----|------|
| 19-2702 | | | R | | | | | | 43 | 82 | | | | | | 37 | | | |
| 3.0 TDI quattro (171 kW) Eng.ASB 1/06-6/08 | | | | | | | | | | | | | | | | | | | |
| 19-1581 | | | F/R | | | | | | 43 | 84 | 127 | | | | | 40,25 | | | |
| 19-2702 | | | R | | | | | | 43 | 82 | | | | | | 37 | | | |
| 3.2 FSI (188 kW) Eng.AUK 1/05-6/08 | | | | | | | | | | | | | | | | | | | |
| 19-1581 | | | F | | | | | | 43 | 84 | 127 | | | | | 40,25 | | | |
| 19-2703 | | | R | | | 96 | | | 32 | | 130 | | | | | 69,6 | | | |
| 3.2 FSI quattro (188 kW) Eng.AUK, BKH 1/05-6/08 | | | | | | | | | | | | | | | | | | | |
| 19-1581 | | | F/R | | | | | | 43 | 84 | 127 | | | | | 40,25 | | | |
| 19-2702 | | | R | | | | | | 43 | 82 | | | | | | 37 | | | |
| RS4 quattro (309 kW) Eng.BNS 9/05-6/08 | | | | | | | | | | | | | | | | | | | |
| 19-1581 | | | F/R | | | | | | 43 | 84 | 127 | | | | | 40,25 | | | |
| S4 quattro (253 kW) Eng.BBK, BHF 11/04-6/08 | | | | | | | | | | | | | | | | | | | |
| 19-1581 | | | F/R | | | | | | 43 | 84 | 127 | | | | | 40,25 | | | |
| 19-2702 | | | R | | | | | | 43 | 82 | | | | | | 37 | | | |
| A4 III Avant (8ED, B7) 11/04-6/08 | | | | | | | | | | | | | | | | | | | |
| 1.6 (75 kW) Eng.ALZ 11/04-6/08 | | | | | | | | | | | | | | | | | | | |
| 19-1581 | | | F | | | | | | 43 | 84 | 127 | | | | | 40,25 | | | |
| 19-2703 | | | R | | | 96 | | | 32 | | 130 | | | | | 69,6 | | | |
| 1.8 T (120 kW) Eng.BFB 11/04-6/08 | | | | | | | | | | | | | | | | | | | |
| 19-1581 | | | F | | | | | | 43 | 84 | 127 | | | | | 40,25 | | | |
| 19-2703 | | | R | | | 96 | | | 32 | | 130 | | | | | 69,6 | | | |
| 1.8 T quattro (120 kW) Eng.BFB 11/04-6/08 | | | | | | | | | | | | | | | | | | | |
| 19-1581 | | | F/R | | | | | | 43 | 84 | 127 | | | | | 40,25 | | | |
| 19-2702 | | | R | | | | | | 43 | 82 | | | | | | 37 | | | |
| 1.9 TDI (85 kW) Eng.BKE, BRB 11/04-6/08 | | | | | | | | | | | | | | | | | | | |
| 19-1581 | | | F | | | | | | 43 | 84 | 127 | | | | | 40,25 | | | |
| 19-2703 | | | R | | | 96 | | | 32 | | 130 | | | | | 69,6 | | | |

AUDI

| METELLI ref | Spare Parts | | F/R | L/R | | | ABS | A | B | C | D | E | F | G | H | I | L | M | Fig | NOTE |
|---|-------------|--|-----|-----|--|--|-----|---|---|----|----|-----|---|---|---|---|---|---|-------|------|
| 2.0 (96 kW) Eng.ALT 11/04-6/08 | | | | | | | | | | | | | | | | | | | | |
| 19-1581 | | | F | | | | | | | 43 | 84 | 127 | | | | | | | 40,25 | |
| 19-2703 | | | R | | | | 96 | | | 32 | | 130 | | | | | | | 69,6 | |
| 2.0 TDI (89 kW) Eng.BVG 9/05-9/06 | | | | | | | | | | | | | | | | | | | | |
| 19-1581 | | | F | | | | | | | 43 | 84 | 127 | | | | | | | 40,25 | |
| 19-2703 | | | R | | | | 96 | | | 32 | | 130 | | | | | | | 69,6 | |
| 2.0 TDI (93 kW) Eng.BVF 11/05-11/06 | | | | | | | | | | | | | | | | | | | | |
| 19-1581 | | | F | | | | | | | 43 | 84 | 127 | | | | | | | 40,25 | |
| 19-2703 | | | R | | | | 96 | | | 32 | | 130 | | | | | | | 69,6 | |
| 2.0 TDI (100 kW) Eng.BNA, BRF 11/04-6/08 | | | | | | | | | | | | | | | | | | | | |
| 19-1581 | | | F | | | | | | | 43 | 84 | 127 | | | | | | | 40,25 | |
| 19-2703 | | | R | | | | 96 | | | 32 | | 130 | | | | | | | 69,6 | |
| 2.0 TDI (103 kW) Eng.BPW 11/04-6/08 | | | | | | | | | | | | | | | | | | | | |
| 19-1581 | | | F | | | | | | | 43 | 84 | 127 | | | | | | | 40,25 | |
| 19-2703 | | | R | | | | 96 | | | 32 | | 130 | | | | | | | 69,6 | |
| 2.0 TDI (120 kW) Eng.BVA 6/06-6/08 | | | | | | | | | | | | | | | | | | | | |
| 19-1581 | | | F | | | | | | | 43 | 84 | 127 | | | | | | | 40,25 | |
| 19-2703 | | | R | | | | 96 | | | 32 | | 130 | | | | | | | 69,6 | |
| 2.0 TDI (125 kW) Eng.BRD 6/06-6/08 | | | | | | | | | | | | | | | | | | | | |
| 19-1581 | | | F | | | | | | | 43 | 84 | 127 | | | | | | | 40,25 | |
| 19-2703 | | | R | | | | 96 | | | 32 | | 130 | | | | | | | 69,6 | |
| 2.0 TDI 16V (103 kW) Eng.BLB, BRE 11/04-6/08 | | | | | | | | | | | | | | | | | | | | |
| 19-1581 | | | F | | | | | | | 43 | 84 | 127 | | | | | | | 40,25 | |
| 19-2703 | | | R | | | | 96 | | | 32 | | 130 | | | | | | | 69,6 | |
| 2.0 TDI quattro (103 kW) Eng.BPW 1/06-6/08 | | | | | | | | | | | | | | | | | | | | |
| 19-1581 | | | F/R | | | | | | | 43 | 84 | 127 | | | | | | | 40,25 | |
| 19-2702 | | | R | | | | | | | 43 | 82 | | | | | | | | 37 | |
| 2.0 TDI quattro (120 kW) Eng.BVA 6/06-6/08 | | | | | | | | | | | | | | | | | | | | |
| 19-1581 | | | F/R | | | | | | | 43 | 84 | 127 | | | | | | | 40,25 | |

AUDI

| METELLI ref | Spare Parts | | F/R | L/R | | ABS | A | B | C | D | E | F | G | H | I | L | M | Fig | NOTE |
|--|-------------|--|-----|-----|--|-----|---|---|----|----|-----|---|---|---|---|---|---|-------|------|
| 2.0 TDI quattro (125 kW) Eng.BRD 6/06-6/08 | | | | | | | | | | | | | | | | | | | |
| 19-1581 | | | F/R | | | | | | 43 | 84 | 127 | | | | | | | 40,25 | |
| 19-2702 | | | R | | | | | | 43 | 82 | | | | | | | | 37 | |
| 2.0 TFSI (125 kW) Eng.BPJ, BYK 10/06-6/08 | | | | | | | | | | | | | | | | | | | |
| 19-1581 | | | F | | | | | | 43 | 84 | 127 | | | | | | | 40,25 | |
| 19-2703 | | | R | | | 96 | | | 32 | | 130 | | | | | | | 69,6 | |
| 2.0 TFSI (147 kW) Eng.BGB, BPG, BWE 11/04-6/08 | | | | | | | | | | | | | | | | | | | |
| 19-1581 | | | F | | | | | | 43 | 84 | 127 | | | | | | | 40,25 | |
| 19-2703 | | | R | | | 96 | | | 32 | | 130 | | | | | | | 69,6 | |
| 2.0 TFSI (162 kW) Eng.BUL 6/05-6/08 | | | | | | | | | | | | | | | | | | | |
| 19-1581 | | | F | | | | | | 43 | 84 | 127 | | | | | | | 40,25 | |
| 19-2703 | | | R | | | 96 | | | 32 | | 130 | | | | | | | 69,6 | |
| 2.0 TFSI quattro (147 kW) Eng.BGB, BPG, BWE, BWT 11/04-6/08 | | | | | | | | | | | | | | | | | | | |
| 19-1581 | | | F/R | | | | | | 43 | 84 | 127 | | | | | | | 40,25 | |
| 19-2702 | | | R | | | | | | 43 | 82 | | | | | | | | 37 | |
| 2.0 TFSI quattro (162 kW) Eng.BUL 6/05-6/08 | | | | | | | | | | | | | | | | | | | |
| 19-1581 | | | F/R | | | | | | 43 | 84 | 127 | | | | | | | 40,25 | |
| 19-2702 | | | R | | | | | | 43 | 82 | | | | | | | | 37 | |
| 2.5 TDI (120 kW) Eng.BDG 11/04-5/06 | | | | | | | | | | | | | | | | | | | |
| 19-1581 | | | F | | | | | | 43 | 84 | 127 | | | | | | | 40,25 | |
| 19-2703 | | | R | | | 96 | | | 32 | | 130 | | | | | | | 69,6 | |
| 2.7 TDi (120 kW) Eng.BSG 11/05-3/08 | | | | | | | | | | | | | | | | | | | |
| 19-1581 | | | F | | | | | | 43 | 84 | 127 | | | | | | | 40,25 | |
| 19-2703 | | | R | | | 96 | | | 32 | | 130 | | | | | | | 69,6 | |
| 2.7 TDI (132 kW) Eng.BPP 1/06-6/08 | | | | | | | | | | | | | | | | | | | |
| 19-1581 | | | F | | | | | | 43 | 84 | 127 | | | | | | | 40,25 | |
| 19-2703 | | | R | | | 96 | | | 32 | | 130 | | | | | | | 69,6 | |
| 3.0 (160 kW) Eng.BBJ 11/04-5/06 | | | | | | | | | | | | | | | | | | | |
| 19-1581 | | | F | | | | | | 43 | 84 | 127 | | | | | | | 40,25 | |

AUDI

| METELLI ref | Spare Parts | | F/R | L/R | | | ABS | A | B | C | D | E | F | G | H | I | L | M | Fig | NOTE |
|--|-------------|--|-----|-----|--|--|-----|---|---|----|----|-----|---|---|---|---|-------|---|-----|------|
| 19-2703 | | | R | | | | 96 | | | 32 | | 130 | | | | | 69,6 | | | |
| 3.0 quattro (160 kW) Eng.BBJ 11/04-7/06 | | | | | | | | | | | | | | | | | | | | |
| 19-1581 | | | F/R | | | | | | | 43 | 84 | 127 | | | | | 40,25 | | | |
| 19-2702 | | | R | | | | | | | 43 | 82 | | | | | | 37 | | | |
| 3.0 TDI quattro (150 kW) Eng.BKN 11/04-6/08 | | | | | | | | | | | | | | | | | | | | |
| 19-1581 | | | F/R | | | | | | | 43 | 84 | 127 | | | | | 40,25 | | | |
| 19-2702 | | | R | | | | | | | 43 | 82 | | | | | | 37 | | | |
| 3.0 TDI quattro (171 kW) Eng.ASB 1/06-6/08 | | | | | | | | | | | | | | | | | | | | |
| 19-1581 | | | F/R | | | | | | | 43 | 84 | 127 | | | | | 40,25 | | | |
| 19-2702 | | | R | | | | | | | 43 | 82 | | | | | | 37 | | | |
| 3.2 FSI (188 kW) Eng.AUK 1/05-6/08 | | | | | | | | | | | | | | | | | | | | |
| 19-1581 | | | F | | | | | | | 43 | 84 | 127 | | | | | 40,25 | | | |
| 19-2703 | | | R | | | | 96 | | | 32 | | 130 | | | | | 69,6 | | | |
| 3.2 FSI quattro (188 kW) Eng.AUK, BKH 1/05-6/08 | | | | | | | | | | | | | | | | | | | | |
| 19-1581 | | | F/R | | | | | | | 43 | 84 | 127 | | | | | 40,25 | | | |
| 19-2702 | | | R | | | | | | | 43 | 82 | | | | | | 37 | | | |
| RS4 quattro (309 kW) Eng.BNS 9/05-6/08 | | | | | | | | | | | | | | | | | | | | |
| 19-1581 | | | F/R | | | | | | | 43 | 84 | 127 | | | | | 40,25 | | | |
| S4 quattro (253 kW) Eng.BBK, BHF 11/04-6/08 | | | | | | | | | | | | | | | | | | | | |
| 19-1581 | | | F/R | | | | | | | 43 | 84 | 127 | | | | | 40,25 | | | |
| 19-2702 | | | R | | | | | | | 43 | 82 | | | | | | 37 | | | |
| A4 III Cabrio (8H7, B6, 8HE, B7) 4/02-3/09 | | | | | | | | | | | | | | | | | | | | |
| 1.8 T (120 kW) Eng.BFB 1/06-3/09 | | | | | | | | | | | | | | | | | | | | |
| 19-1581 | | | F | | | | | | | 43 | 84 | 127 | | | | | 40,25 | | | |
| 19-2703 | | | R | | | | 96 | | | 32 | | 130 | | | | | 69,6 | | | |
| 19-1581 | | | F | | | | | | | 43 | 84 | 127 | | | | | 40,25 | | | |
| 19-2703 | | | R | | | | 96 | | | 32 | | 130 | | | | | 69,6 | | | |

AUDI

| METELLI ref | Spare Parts | | F/R | L/R | | ABS | A | B | C | D | E | F | G | H | I | L | M | Fig | NOTE |
|--|-------------|--|-----|-----|--|-----|---|---|----|----|-----|---|---|---|---|---|---|-------|------|
| 1.8 T (125 kW) Eng.AMB 10/02-10/05 | | | | | | | | | | | | | | | | | | | |
| 19-1581 | | | F | | | | | | 43 | 84 | 127 | | | | | | | 40,25 | |
| 19-2703 | | | R | | | 96 | | | 32 | | 130 | | | | | | | 69,6 | |
| 1.8 T quattro (120 kW) Eng.BFB (05.03-.) 5/03-12/05 | | | | | | | | | | | | | | | | | | | |
| 19-1581 | | | F/R | | | | | | 43 | 84 | 127 | | | | | | | 40,25 | |
| 19-2702 | | | R | | | | | | 43 | 82 | | | | | | | | 37 | |
| 2.0 (96 kW) Eng.ALT 9/04-12/05 | | | | | | | | | | | | | | | | | | | |
| 19-1581 | | | F | | | | | | 43 | 84 | 127 | | | | | | | 40,25 | |
| 19-2703 | | | R | | | 96 | | | 32 | | 130 | | | | | | | 69,6 | |
| 2.0 TDI (100 kW) Eng.BRC 1/06-3/09 | | | | | | | | | | | | | | | | | | | |
| 19-1581 | | | F | | | | | | 43 | 84 | 127 | | | | | | | 40,25 | |
| 19-2703 | | | R | | | 96 | | | 32 | | 130 | | | | | | | 69,6 | |
| 2.0 TDI (103 kW) Eng.BPW 1/06-3/09 | | | | | | | | | | | | | | | | | | | |
| 19-1581 | | | F | | | | | | 43 | 84 | 127 | | | | | | | 40,25 | |
| 19-2703 | | | R | | | 96 | | | 32 | | 130 | | | | | | | 69,6 | |
| 2.0 TFSI 16V (147 kW) Eng.BWE, BWT 1/06-3/09 | | | | | | | | | | | | | | | | | | | |
| 19-1581 | | | F | | | | | | 43 | 84 | 127 | | | | | | | 40,25 | |
| 19-2703 | | | R | | | 96 | | | 32 | | 130 | | | | | | | 69,6 | |
| 2.4 (120 kW) Eng.AMM 4/02-12/05 | | | | | | | | | | | | | | | | | | | |
| 19-1581 | | | F | | | | | | 43 | 84 | 127 | | | | | | | 40,25 | |
| 19-2703 | | | R | | | 96 | | | 32 | | 130 | | | | | | | 69,6 | |
| 2.4 (125 kW) Eng.BDV 4/02-12/05 | | | | | | | | | | | | | | | | | | | |
| 19-1581 | | | F | | | | | | 43 | 84 | 127 | | | | | | | 40,25 | |
| 19-2703 | | | R | | | 96 | | | 32 | | 130 | | | | | | | 69,6 | |
| 2.5 TDI (120 kW) Eng.BCZ (08.02-.), BDG (08.02-.), BFC (08.02-.) 8/02-12/05 | | | | | | | | | | | | | | | | | | | |
| 19-1581 | | | F | | | | | | 43 | 84 | 127 | | | | | | | 40,25 | |
| 19-2703 | | | R | | | 96 | | | 32 | | 130 | | | | | | | 69,6 | |
| 2.7 TDI (132 kW) Eng.BPP 6/06-3/09 | | | | | | | | | | | | | | | | | | | |
| 19-1581 | | | F | | | | | | 43 | 84 | 127 | | | | | | | 40,25 | |

AUDI

| METELLI ref | Spare Parts | | F/R | L/R | | | ABS | A | B | C | D | E | F | G | H | I | L | M | Fig | NOTE |
|---|-------------|--|-----|-----|--|--|-----|---|---|----|----|-----|---|---|---|---|---|---|-------|------|
| 3.0 (160 kW) Eng.BBJ 4/02-12/05 | | | | | | | | | | | | | | | | | | | | |
| 19-1581 | | | F | | | | | | | 43 | 84 | 127 | | | | | | | 40,25 | |
| 19-2703 | | | R | | | | 96 | | | 32 | | 130 | | | | | | | 69,6 | |
| 3.0 (162 kW) Eng.ASN, AVK, BGN 4/02-12/05 | | | | | | | | | | | | | | | | | | | | |
| 19-1581 | | | F | | | | | | | 43 | 84 | 127 | | | | | | | 40,25 | |
| 19-2703 | | | R | | | | 96 | | | 32 | | 130 | | | | | | | 69,6 | |
| 3.0 quattro (162 kW) Eng.ASN (05.03-), AVK, BGN 5/03-12/05 | | | | | | | | | | | | | | | | | | | | |
| 19-1581 | | | F/R | | | | | | | 43 | 84 | 127 | | | | | | | 40,25 | |
| 19-2702 | | | R | | | | | | | 43 | 82 | | | | | | | | 37 | |
| 3.0 TDI quattro (150 kW) Eng.BKN 1/06-3/09 | | | | | | | | | | | | | | | | | | | | |
| 19-1581 | | | F/R | | | | | | | 43 | 84 | 127 | | | | | | | 40,25 | |
| 19-2702 | | | R | | | | | | | 43 | 82 | | | | | | | | 37 | |
| 3.0 TDI quattro (171 kW) Eng.ASB 1/06-3/09 | | | | | | | | | | | | | | | | | | | | |
| 19-1581 | | | F/R | | | | | | | 43 | 84 | 127 | | | | | | | 40,25 | |
| 19-2702 | | | R | | | | | | | 43 | 82 | | | | | | | | 37 | |
| 3.2 FSI (188 kW) Eng.AUK 1/06-3/09 | | | | | | | | | | | | | | | | | | | | |
| 19-1581 | | | F | | | | | | | 43 | 84 | 127 | | | | | | | 40,25 | |
| 19-2703 | | | R | | | | 96 | | | 32 | | 130 | | | | | | | 69,6 | |
| 3.2 FSI quattro (188 kW) Eng.AUK, BKH 1/06-3/09 | | | | | | | | | | | | | | | | | | | | |
| 19-1581 | | | F/R | | | | | | | 43 | 84 | 127 | | | | | | | 40,25 | |
| 19-2702 | | | R | | | | | | | 43 | 82 | | | | | | | | 37 | |
| RS4 quattro (309 kW) Eng.BNS 2/06-12/08 | | | | | | | | | | | | | | | | | | | | |
| 19-1581 | | | F/R | | | | | | | 43 | 84 | 127 | | | | | | | 40,25 | |
| S4 quattro (253 kW) Eng.BBK, BHF 3/04-12/05 | | | | | | | | | | | | | | | | | | | | |
| 19-1581 | | | F/R | | | | | | | 43 | 84 | 127 | | | | | | | 40,25 | |
| 19-2702 | | | R | | | | | | | 43 | 82 | | | | | | | | 37 | |

AUDI

| METELLI ref | Spare Parts | | F/R | L/R | | | ABS | A | B | C | D | E | F | G | H | I | L | M | Fig | NOTE |
|--|-------------|--------|-----|-----|--|--|-----|---|---|----|-----|-------|---|---|---|---|---|---|------|----------------|
| A4 IV (8K2, B8) 11/07-1/70 | | | | | | | | | | | | | | | | | | | | |
| 1.8 TFSI (88 kW) Eng.CABA, CDHA 1/08-12/15 | | | | | | | | | | | | | | | | | | | | |
| 19-2779 | | | F | | | | | | | 61 | 100 | 151,5 | | | | | | | 40,5 | |
| 19-2883 | | | R | | | | | | | 32 | | 142 | | | | | | | 70 | |
| 1.8 TFSI (118 kW) Eng.CABB, CDHB 11/07-3/12 | | | | | | | | | | | | | | | | | | | | |
| 19-2779 | | | F | | | | | | | 61 | 100 | 151,5 | | | | | | | 40,5 | |
| 19-2883 | | | R | | | | | | | 32 | | 142 | | | | | | | 70 | |
| 1.8 TFSI (125 kW) Eng.CJEB 11/11-12/15 | | | | | | | | | | | | | | | | | | | | |
| 19-2779 | | | F | | | | | | | 61 | 100 | 151,5 | | | | | | | 40,5 | |
| 19-2883 | | | R | | | | | | | 32 | | 142 | | | | | | | 70 | |
| 1.8 TFSI quattro (118 kW) Eng.CDHB 9/08-3/12 | | | | | | | | | | | | | | | | | | | | |
| 19-2779 | | | F/R | | | | | | | 61 | 100 | 151,5 | | | | | | | 40,5 | |
| 1.8 TFSI quattro (125 kW) Eng.CJEB 11/11-12/15 | | | | | | | | | | | | | | | | | | | | |
| 19-2779 | | | F/R | | | | | | | 61 | 100 | 151,5 | | | | | | | 40,5 | |
| 2.0 TDI (88 kW) Eng.CAGC, CJCC 6/08-12/15 | | | | | | | | | | | | | | | | | | | | |
| 19-2779 | | | F/R | | | | | | | 61 | 100 | 151,5 | | | | | | | 40,5 | Eng. CAGC, M/T |
| 19-2883 | | 01/09- | R | | | | | | | 32 | | 142 | | | | | | | 70 | |
| 2.0 TDI (100 kW) Eng.CAGB, CJCB, CSUB 11/07-12/15 | | | | | | | | | | | | | | | | | | | | |
| 19-2779 | | | F/R | | | | | | | 61 | 100 | 151,5 | | | | | | | 40,5 | Eng. CAGB, M/T |
| 19-2883 | | 01/09- | R | | | | | | | 32 | | 142 | | | | | | | 70 | |
| 2.0 TDI (105 kW) Eng.CAGA, CJCA, CMEA, CMFA 11/07-12/15 | | | | | | | | | | | | | | | | | | | | |
| 19-2779 | | | F/R | | | | | | | 61 | 100 | 151,5 | | | | | | | 40,5 | Eng. CAGA, M/T |
| 19-2883 | | 01/09- | R | | | | | | | 32 | | 142 | | | | | | | 70 | |
| 2.0 TDI (110 kW) Eng.CJCD, CMFB, CSUA 5/13-12/15 | | | | | | | | | | | | | | | | | | | | |
| 19-2779 | | | F | | | | | | | 61 | 100 | 151,5 | | | | | | | 40,5 | |
| 19-2883 | | | R | | | | | | | 32 | | 142 | | | | | | | 70 | |
| 2.0 TDI (120 kW) Eng.CAHB, CGLD, CNHC 8/08-12/15 | | | | | | | | | | | | | | | | | | | | |
| 19-2779 | | | F/R | | | | | | | 61 | 100 | 151,5 | | | | | | | 40,5 | Eng. CAHB, M/T |

AUDI

| METELLI ref | Spare Parts | | F/R | L/R | | | ABS | A | B | C | D | E | F | G | H | I | L | M | Fig | NOTE |
|--|-------------|--------|-----|-----|--|--|-----|---|---|----|-----|-------|---|---|---|---|------|---|-----|------|
| 19-2883 | | 01/09- | R | | | | | | | 32 | | 142 | | | | | 70 | | | |
| 2.0 TDI (125 kW) Eng.CAHA 1/08-3/12 | | | | | | | | | | | | | | | | | | | | |
| 19-2779 | | | F/R | | | | | | | 61 | 100 | 151,5 | | | | | 40,5 | | | M/T |
| 19-2883 | | 01/09- | R | | | | | | | 32 | | 142 | | | | | 70 | | | |
| 2.0 TDI (130 kW) Eng.CGLC, CMGB 11/11-12/15 | | | | | | | | | | | | | | | | | | | | |
| 19-2779 | | | F | | | | | | | 61 | 100 | 151,5 | | | | | 40,5 | | | |
| 19-2883 | | | R | | | | | | | 32 | | 142 | | | | | 70 | | | |
| 2.0 TDI (140 kW) Eng.CNHA 9/13-12/15 | | | | | | | | | | | | | | | | | | | | |
| 19-2883 | | | R | | | | | | | 32 | | 142 | | | | | 70 | | | |
| 2.0 TDI quattro (105 kW) Eng.CAGA, CJCA 11/08-12/15 | | | | | | | | | | | | | | | | | | | | |
| 19-2779 | | | F/R | | | | | | | 61 | 100 | 151,5 | | | | | 40,5 | | | |
| 2.0 TDI quattro (110 kW) Eng.CJCD, CSUA 5/13-12/15 | | | | | | | | | | | | | | | | | | | | |
| 19-2779 | | | F/R | | | | | | | 61 | 100 | 151,5 | | | | | 40,5 | | | |
| 2.0 TDI quattro (125 kW) Eng.CAHA 1/08-3/12 | | | | | | | | | | | | | | | | | | | | |
| 19-2779 | | | F/R | | | | | | | 61 | 100 | 151,5 | | | | | 40,5 | | | |
| 2.0 TDI quattro (130 kW) Eng.CGLC 11/11-12/15 | | | | | | | | | | | | | | | | | | | | |
| 19-2779 | | | F/R | | | | | | | 61 | 100 | 151,5 | | | | | 40,5 | | | |
| 2.0 TDI quattro (140 kW) Eng.CNHA 9/13-12/15 | | | | | | | | | | | | | | | | | | | | |
| 19-2779 | | | F/R | | | | | | | 61 | 100 | 151,5 | | | | | 40,5 | | | |
| 2.0 TFSI (132 kW) Eng.CAEA, CDNB, CFKA 6/08-12/15 | | | | | | | | | | | | | | | | | | | | |
| 19-2779 | | | F | | | | | | | 61 | 100 | 151,5 | | | | | 40,5 | | | |
| 19-2883 | | | R | | | | | | | 32 | | 142 | | | | | 70 | | | |
| 2.0 TFSI (155 kW) Eng.CAEB, CDNC 6/08-5/13 | | | | | | | | | | | | | | | | | | | | |
| 19-2779 | | | F | | | | | | | 61 | 100 | 151,5 | | | | | 40,5 | | | |
| 19-2883 | | | R | | | | | | | 32 | | 142 | | | | | 70 | | | |
| 2.0 TFSI (162 kW) Eng.CAED 5/13-12/15 | | | | | | | | | | | | | | | | | | | | |
| 19-2779 | | | F | | | | | | | 61 | 100 | 151,5 | | | | | 40,5 | | | |
| 19-2883 | | | R | | | | | | | 32 | | 142 | | | | | 70 | | | |

AUDI

| METELLI ref | Spare Parts | | F/R | L/R | | ABS | A | B | C | D | E | F | G | H | I | L | M | Fig | NOTE |
|---|-------------|--|-----|-----|--|-----|---|---|----|-----|-------|---|---|---|---|------|---|-----|------|
| 2.0 TFSI (165 kW) Eng.CNCD 5/13-12/15 | | | | | | | | | | | | | | | | | | | |
| 19-2779 | | | F | | | | | | 61 | 100 | 151,5 | | | | | 40,5 | | | |
| 19-2883 | | | R | | | | | | 32 | | 142 | | | | | 70 | | | |
| 2.0 TFSI flexible fuel (132 kW) Eng.CFKA 11/09-12/15 | | | | | | | | | | | | | | | | | | | |
| 19-2779 | | | F | | | | | | 61 | 100 | 151,5 | | | | | 40,5 | | | |
| 19-2883 | | | R | | | | | | 32 | | 142 | | | | | 70 | | | |
| 2.0 TFSI flexible fuel quattro (132 kW) Eng.CFKA 11/09-12/15 | | | | | | | | | | | | | | | | | | | |
| 19-2779 | | | F/R | | | | | | 61 | 100 | 151,5 | | | | | 40,5 | | | |
| 2.0 TFSI quattro (132 kW) Eng.CFKA 11/09-3/12 | | | | | | | | | | | | | | | | | | | |
| 19-2779 | | | F/R | | | | | | 61 | 100 | 151,5 | | | | | 40,5 | | | |
| 2.0 TFSI quattro (155 kW) Eng.CAEB, CDNC, CPMA 6/08-12/15 | | | | | | | | | | | | | | | | | | | |
| 19-2779 | | | F/R | | | | | | 61 | 100 | 151,5 | | | | | 40,5 | | | |
| 2.0 TFSI quattro (162 kW) Eng.CAED, CPMB 5/13-12/15 | | | | | | | | | | | | | | | | | | | |
| 19-2779 | | | F/R | | | | | | 61 | 100 | 151,5 | | | | | 40,5 | | | |
| 2.0 TFSI quattro (165 kW) Eng.CNCD 5/13-12/15 | | | | | | | | | | | | | | | | | | | |
| 19-2779 | | | F/R | | | | | | 61 | 100 | 151,5 | | | | | 40,5 | | | |
| 2.7 TDI (120 kW) Eng.CAMB, CGKB 11/07-3/12 | | | | | | | | | | | | | | | | | | | |
| 19-2779 | | | F | | | | | | 61 | 100 | 151,5 | | | | | 40,5 | | | |
| 19-2883 | | | R | | | | | | 32 | | 142 | | | | | 70 | | | |
| 2.7 TDI (140 kW) Eng.CAMA, CGKA 11/07-3/12 | | | | | | | | | | | | | | | | | | | |
| 19-2779 | | | F | | | | | | 61 | 100 | 151,5 | | | | | 40,5 | | | |
| 19-2883 | | | R | | | | | | 32 | | 142 | | | | | 70 | | | |
| 3.0 TDI (150 kW) Eng.CLAB 11/11-12/15 | | | | | | | | | | | | | | | | | | | |
| 19-2779 | | | F | | | | | | 61 | 100 | 151,5 | | | | | 40,5 | | | |
| 19-2883 | | | R | | | | | | 32 | | 142 | | | | | 70 | | | |
| 3.0 TDI quattro (155 kW) Eng.CCWB 6/08-5/10 | | | | | | | | | | | | | | | | | | | |
| 19-2779 | | | F/R | | | | | | 61 | 100 | 151,5 | | | | | 40,5 | | | |
| 3.0 TDI quattro (176 kW) Eng.CAPA, CCLA, CCWA 11/07-3/12 | | | | | | | | | | | | | | | | | | | |
| 19-2779 | | | F/R | | | | | | 61 | 100 | 151,5 | | | | | 40,5 | | | |

AUDI

| METELLI ref | Spare Parts | F/R | L/R | ABS | A | B | C | D | E | F | G | H | I | L | M | Fig | NOTE |
|---|-------------|-----|-----|-----|---|---|----|-----|-------|---|---|---|---|------|---|-----|------|
| 3.0 TDI quattro (180 kW) Eng.CDUC, CKVB, CKVC 11/11-12/15 | | | | | | | | | | | | | | | | | |
| 19-2779 | | F/R | | | | | 61 | 100 | 151,5 | | | | | 40,5 | | | |
| 3.0 TFSI quattro (200 kW) Eng.CMUA, CRED 2/12-12/15 | | | | | | | | | | | | | | | | | |
| 19-2779 | | F/R | | | | | 61 | 100 | 151,5 | | | | | 40,5 | | | |
| 3.2 FSI (195 kW) Eng.CALA 9/08-3/12 | | | | | | | | | | | | | | | | | |
| 19-2779 | | F | | | | | 61 | 100 | 151,5 | | | | | 40,5 | | | |
| 19-2883 | | R | | | | | 32 | | 142 | | | | | 70 | | | |
| 3.2 FSI quattro (195 kW) Eng.CALA 11/07-3/12 | | | | | | | | | | | | | | | | | |
| 19-2779 | | F/R | | | | | 61 | 100 | 151,5 | | | | | 40,5 | | | |
| S4 quattro (245 kW) Eng.CAKA, CCBA, CGWC, CGXC, CREC, CTUB 11/08-12/15 | | | | | | | | | | | | | | | | | |
| 19-2779 | | F/R | | | | | 61 | 100 | 151,5 | | | | | 40,5 | | | |
| A4 IV Allroad (8KH, B8) 4/09-5/16 | | | | | | | | | | | | | | | | | |
| 2.0 TDI quattro (100 kW) Eng.CAGB, CJCB, CSUB 9/09-5/16 | | | | | | | | | | | | | | | | | |
| 19-2779 | | F/R | | | | | 61 | 100 | 151,5 | | | | | 40,5 | | | |
| 2.0 TDI quattro (105 kW) Eng.CAGA, CJCA 9/09-5/16 | | | | | | | | | | | | | | | | | |
| 19-2779 | | F/R | | | | | 61 | 100 | 151,5 | | | | | 40,5 | | | |
| 2.0 TDI quattro (110 kW) Eng.CJCD, CSUA 5/13-5/16 | | | | | | | | | | | | | | | | | |
| 19-2779 | | F/R | | | | | 61 | 100 | 151,5 | | | | | 40,5 | | | |
| 2.0 TDI quattro (120 kW) Eng.CAHB, CGLD, CNHC 4/09-5/16 | | | | | | | | | | | | | | | | | |
| 19-2779 | | F/R | | | | | 61 | 100 | 151,5 | | | | | 40,5 | | | |
| 2.0 TDI quattro (125 kW) Eng.CAHA 4/09-5/16 | | | | | | | | | | | | | | | | | |
| 19-2779 | | F/R | | | | | 61 | 100 | 151,5 | | | | | 40,5 | | | |
| 2.0 TDI quattro (130 kW) Eng.CGLC 11/11-5/16 | | | | | | | | | | | | | | | | | |
| 19-2779 | | F/R | | | | | 61 | 100 | 151,5 | | | | | 40,5 | | | |
| 2.0 TDI quattro (140 kW) Eng.CNHA 9/13-5/16 | | | | | | | | | | | | | | | | | |
| 19-2779 | | F/R | | | | | 61 | 100 | 151,5 | | | | | 40,5 | | | |
| 2.0 TFSI quattro (155 kW) Eng.CDNC, CPMA 4/09-5/16 | | | | | | | | | | | | | | | | | |
| 19-2779 | | F/R | | | | | 61 | 100 | 151,5 | | | | | 40,5 | | | |

AUDI

| METELLI ref | Spare Parts | | F/R | L/R | | | ABS | A | B | C | D | E | F | G | H | I | L | M | Fig | NOTE |
|---|-------------|--------|-----|-----|--|--|-----|---|---|----|-----|-------|---|---|---|---|------|---|-----|----------------|
| 2.0 TDI (105 kW) Eng.CAGA, CJCA, CMEA, CMFA 4/08-12/15 | | | | | | | | | | | | | | | | | | | | |
| 19-2779 | | | F/R | | | | | | | 61 | 100 | 151,5 | | | | | 40,5 | | | Eng. CAGA |
| 19-2883 | | 01/09- | R | | | | | | | 32 | | 142 | | | | | 70 | | | |
| 2.0 TDI (110 kW) Eng.CJCD, CMFB, CSUA 5/13-12/15 | | | | | | | | | | | | | | | | | | | | |
| 19-2779 | | | F | | | | | | | 61 | 100 | 151,5 | | | | | 40,5 | | | |
| 19-2883 | | | R | | | | | | | 32 | | 142 | | | | | 70 | | | |
| 2.0 TDI (120 kW) Eng.CAHB, CGLD, CNHC 8/08-12/15 | | | | | | | | | | | | | | | | | | | | |
| 19-2779 | | | F/R | | | | | | | 61 | 100 | 151,5 | | | | | 40,5 | | | Eng. CAHB, M/T |
| 19-2883 | | 01/09- | R | | | | | | | 32 | | 142 | | | | | 70 | | | |
| 2.0 TDI (125 kW) Eng.CAHA 4/08-3/12 | | | | | | | | | | | | | | | | | | | | |
| 19-2779 | | | F/R | | | | | | | 61 | 100 | 151,5 | | | | | 40,5 | | | |
| 19-2883 | | 01/09- | R | | | | | | | 32 | | 142 | | | | | 70 | | | |
| 2.0 TDI (130 kW) Eng.CGLC 11/11-12/15 | | | | | | | | | | | | | | | | | | | | |
| 19-2779 | | | F | | | | | | | 61 | 100 | 151,5 | | | | | 40,5 | | | |
| 19-2883 | | | R | | | | | | | 32 | | 142 | | | | | 70 | | | |
| 2.0 TDI (140 kW) Eng.CNHA 9/13-12/15 | | | | | | | | | | | | | | | | | | | | |
| 19-2779 | | | F | | | | | | | 61 | 100 | 151,5 | | | | | 40,5 | | | Eng. CNHA |
| 19-2883 | | | R | | | | | | | 32 | | 142 | | | | | 70 | | | Eng. CNHA |
| 2.0 TDI quattro (105 kW) Eng.CAGA, CJCA 4/08-12/15 | | | | | | | | | | | | | | | | | | | | |
| 19-2779 | | | F/R | | | | | | | 61 | 100 | 151,5 | | | | | 40,5 | | | |
| 2.0 TDI quattro (110 kW) Eng.CJCD, CSUA 5/13-12/15 | | | | | | | | | | | | | | | | | | | | |
| 19-2779 | | | F/R | | | | | | | 61 | 100 | 151,5 | | | | | 40,5 | | | |
| 2.0 TDI quattro (125 kW) Eng.CAHA 8/08-3/12 | | | | | | | | | | | | | | | | | | | | |
| 19-2779 | | | F/R | | | | | | | 61 | 100 | 151,5 | | | | | 40,5 | | | |
| 2.0 TDI quattro (130 kW) Eng.CGLC 11/11-12/15 | | | | | | | | | | | | | | | | | | | | |
| 19-2779 | | | F/R | | | | | | | 61 | 100 | 151,5 | | | | | 40,5 | | | |
| 2.0 TDI quattro (140 kW) Eng.CNHA 9/13-12/15 | | | | | | | | | | | | | | | | | | | | |
| 19-2779 | | | F/R | | | | | | | 61 | 100 | 151,5 | | | | | 40,5 | | | |

AUDI

| METELLI ref | Spare Parts | | F/R | L/R | | | ABS | A | B | C | D | E | F | G | H | I | L | M | Fig | NOTE |
|---|-------------|--|-----|-----|--|--|-----|---|---|----|-----|-------|---|---|---|---|------|---|-----|------|
| 3.0 TDI quattro (176 kW) Eng.CAPA, CCLA, CCWA 4/08-3/12 | | | | | | | | | | | | | | | | | | | | |
| 19-2779 | | | F/R | | | | | | | 61 | 100 | 151,5 | | | | | 40,5 | | | |
| 3.0 TDI quattro (180 kW) Eng.CDUC, CKVB, CKVC 11/11-12/15 | | | | | | | | | | | | | | | | | | | | |
| 19-2779 | | | F/R | | | | | | | 61 | 100 | 151,5 | | | | | 40,5 | | | |
| 3.0 TFSI quattro (200 kW) Eng.CMUA, CRED 2/12-12/15 | | | | | | | | | | | | | | | | | | | | |
| 19-2779 | | | F/R | | | | | | | 61 | 100 | 151,5 | | | | | 40,5 | | | |
| 3.2 FSI (195 kW) Eng.CALA 9/08-3/12 | | | | | | | | | | | | | | | | | | | | |
| 19-2779 | | | F | | | | | | | 61 | 100 | 151,5 | | | | | 40,5 | | | |
| 19-2883 | | | R | | | | | | | 32 | | 142 | | | | | 70 | | | |
| 3.2 FSI quattro (195 kW) Eng.CALA 4/08-3/12 | | | | | | | | | | | | | | | | | | | | |
| 19-2779 | | | F/R | | | | | | | 61 | 100 | 151,5 | | | | | 40,5 | | | |
| RS4 quattro (331 kW) Eng.CFSA 5/12-8/15 | | | | | | | | | | | | | | | | | | | | |
| 19-2779 | | | F/R | | | | | | | 61 | 100 | 151,5 | | | | | 40,5 | | | |
| S4 quattro (245 kW) Eng.CAKA, CCBA, CGWC, CGXC, CREC, CTUB 11/08-12/15 | | | | | | | | | | | | | | | | | | | | |
| 19-2779 | | | F/R | | | | | | | 61 | 100 | 151,5 | | | | | 40,5 | | | |
| A4 V (8W2, 8WC, B9) 5/15-1/70 | | | | | | | | | | | | | | | | | | | | |
| 1.4 TFSI (110 kW) Eng.CVNA 8/15-11/19 | | | | | | | | | | | | | | | | | | | | |
| 19-2883 | | | R | | | | | | | 32 | | 142 | | | | | 70 | | | |
| 2.0 TDI (90 kW) Eng.DEUC 5/16-11/19 | | | | | | | | | | | | | | | | | | | | |
| 19-2883 | | | R | | | | | | | 32 | | 142 | | | | | 70 | | | |
| 2.0 TDI (100 kW) Eng.DEUB 5/15-11/19 | | | | | | | | | | | | | | | | | | | | |
| 19-2883 | | | R | | | | | | | 32 | | 142 | | | | | 70 | | | |
| 2.0 TDI (110 kW) Eng.CZHA, DEUA 5/15-11/19 | | | | | | | | | | | | | | | | | | | | |
| 19-2883 | | | R | | | | | | | 32 | | 142 | | | | | 70 | | | |
| 2.0 TDI (140 kW) Eng.DESA, DETA, DFVA 5/15-1/70 | | | | | | | | | | | | | | | | | | | | |
| 19-2883 | | | R | | | | | | | 32 | | 142 | | | | | 70 | | | |
| 2.0 TFSI (140 kW) Eng.CVKB, DBPA 5/15-1/70 | | | | | | | | | | | | | | | | | | | | |
| 19-2883 | | | R | | | | | | | 32 | | 142 | | | | | 70 | | | |

AUDI

| METELLI ref | Spare Parts | F/R | L/R | ABS | A | B | C | D | E | F | G | H | I | L | M | Fig | NOTE |
|---|-------------|-----|-----|-----|---|---|----|---|---|---|---|---|---|---|---|-----|------|
| 45 TFSI Mild Hybrid quattro (195 kW) Eng.DMTA, DPAA 8/20-1/70 | | | | | | | | | | | | | | | | | |
| 19-8199 | | F | | | | | 61 | | | | | | | | | 41 | |
| S4 TDI Mild Hybrid quattro (251 kW) Eng.DMKC 1/21-1/70 | | | | | | | | | | | | | | | | | |
| 19-8199 | | F | | | | | 61 | | | | | | | | | 41 | |
| S4 TDI Mild Hybrid quattro (255 kW) Eng.DEWB 5/19-1/70 | | | | | | | | | | | | | | | | | |
| 19-8199 | | F | | | | | 61 | | | | | | | | | 41 | |
| A4 V Allroad (8WH, 8WJ, B9) 8/15-1/70 | | | | | | | | | | | | | | | | | |
| 2.0 TDI quattro (100 kW) Eng.DEUB 11/16-7/18 | | | | | | | | | | | | | | | | | |
| 19-8199 | | F | | | | | 61 | | | | | | | | | 41 | |
| 2.0 TDI quattro (110 kW) Eng.DEUA 11/16-10/19 | | | | | | | | | | | | | | | | | |
| 19-8199 | | F | | | | | 61 | | | | | | | | | 41 | |
| 2.0 TDI quattro (120 kW) Eng.DETB 5/16-10/19 | | | | | | | | | | | | | | | | | |
| 19-8199 | | F | | | | | 61 | | | | | | | | | 41 | |
| 2.0 TDI quattro (140 kW) Eng.DESA, DETA, DFVA 1/16-1/70 | | | | | | | | | | | | | | | | | |
| 19-8199 | | F | | | | | 61 | | | | | | | | | 41 | |
| 2.0 TFSI quattro (183 kW) Eng.CYRC 5/16-10/19 | | | | | | | | | | | | | | | | | |
| 19-8199 | | F | | | | | 61 | | | | | | | | | 41 | |
| 2.0 TFSI quattro (185 kW) Eng.CYMC, CYRB, DLHB (12.20-.) 1/16-1/70 | | | | | | | | | | | | | | | | | |
| 19-8199 | | F | | | | | 61 | | | | | | | | | 41 | |
| 2.0 TSFI Mild Hybrid quattro (185 kW) Eng.DDWA 11/18-10/19 | | | | | | | | | | | | | | | | | |
| 19-8199 | | F | | | | | 61 | | | | | | | | | 41 | |
| 3.0 TDI quattro (160 kW) Eng.CSWB 1/16-8/18 | | | | | | | | | | | | | | | | | |
| 19-8199 | | F | | | | | 61 | | | | | | | | | 41 | |
| 3.0 TDI quattro (200 kW) Eng.CRTC 1/16-8/18 | | | | | | | | | | | | | | | | | |
| 19-8199 | | F | | | | | 61 | | | | | | | | | 41 | |
| 3.0 TDI quattro (210 kW) Eng.DCPC 7/18-10/19 | | | | | | | | | | | | | | | | | |
| 19-8199 | | F | | | | | 61 | | | | | | | | | 41 | |

AUDI

| METELLI ref | Spare Parts | F/R | L/R | ABS | A | B | C | D | E | F | G | H | I | L | M | Fig | NOTE |
|--|-------------|-----|-----|-----|---|---|----|---|-----|---|---|---|---|----|---|-----|------|
| 40 TDI Mild Hybrid quattro (150 kW) Eng.DTPA 9/20-1/70 | | | | | | | | | | | | | | | | | |
| 19-8199 | | F | | | | | 61 | | | | | | | 41 | | | |
| 40 TDI quattro (140 kW) Eng.DETA 1/20-1/70 | | | | | | | | | | | | | | | | | |
| 19-8199 | | F | | | | | 61 | | | | | | | 41 | | | |
| 45 TDI quattro (170 kW) Eng.DCPE 7/18-1/70 | | | | | | | | | | | | | | | | | |
| 19-8199 | | F | | | | | 61 | | | | | | | 41 | | | |
| 45 TFSI Mild Hybrid quattro (195 kW) Eng.DMTA, DPAA 8/20-1/70 | | | | | | | | | | | | | | | | | |
| 19-8199 | | F | | | | | 61 | | | | | | | 41 | | | |
| 45 TFSI quattro (180 kW) Eng.DKNA 7/18-1/70 | | | | | | | | | | | | | | | | | |
| 19-8199 | | F | | | | | 61 | | | | | | | 41 | | | |
| 50 TDI quattro (210 kW) Eng.DCPC 11/19-1/70 | | | | | | | | | | | | | | | | | |
| 19-8199 | | F | | | | | 61 | | | | | | | 41 | | | |
| A4 V Avant (8W5, 8WD, B9) 5/15-1/70 | | | | | | | | | | | | | | | | | |
| 1.4 TFSI (110 kW) Eng.CVNA 2/16-10/19 | | | | | | | | | | | | | | | | | |
| 19-2883 | | R | | | | | 32 | | 142 | | | | | 70 | | | |
| 2.0 TDI (90 kW) Eng.DEUC 4/16-9/18 | | | | | | | | | | | | | | | | | |
| 19-2883 | | R | | | | | 32 | | 142 | | | | | 70 | | | |
| 2.0 TDI (100 kW) Eng.DEUB 8/15-10/19 | | | | | | | | | | | | | | | | | |
| 19-2883 | | R | | | | | 32 | | 142 | | | | | 70 | | | |
| 2.0 TDI (110 kW) Eng.CZHA, DEUA 8/15-9/18 | | | | | | | | | | | | | | | | | |
| 19-2883 | | R | | | | | 32 | | 142 | | | | | 70 | | | |
| 2.0 TDI (140 kW) Eng.DESA, DETA, DFVA 8/15-9/18 | | | | | | | | | | | | | | | | | |
| 19-2883 | | R | | | | | 32 | | 142 | | | | | 70 | | | |
| 2.0 TFSI (140 kW) Eng.CVKB, DBPA, DKYA 8/15-1/70 | | | | | | | | | | | | | | | | | |
| 19-2883 | | R | | | | | 32 | | 142 | | | | | 70 | | | |
| 2.0 TFSI (183 kW) Eng.CYRC 5/16-10/19 | | | | | | | | | | | | | | | | | |
| 19-2883 | | R | | | | | 32 | | 142 | | | | | 70 | | | |

AUDI

| METELLI ref | Spare Parts | | F/R | L/R | | | ABS | A | B | C | D | E | F | G | H | I | L | M | Fig | NOTE |
|---|-------------|--|-----|-----|--|--|-----|---|---|----|---|-----|---|---|---|---|---|----|-----|------|
| 2.0 TFSI (185 kW) Eng.CYMC, CYRB 5/16-10/19 | | | | | | | | | | | | | | | | | | | | |
| 19-2883 | | | R | | | | | | | 32 | | 142 | | | | | | 70 | | |
| 2.0 TFSI g-tron (125 kW) Eng.CVLA 11/16-10/19 | | | | | | | | | | | | | | | | | | | | |
| 19-2883 | | | R | | | | | | | 32 | | 142 | | | | | | 70 | | |
| 2.0 TFSI Mild Hybrid (140 kW) Eng.DEMA, DKYA, DLVA 5/17-10/19 | | | | | | | | | | | | | | | | | | | | |
| 19-2883 | | | R | | | | | | | 32 | | 142 | | | | | | 70 | | |
| 2.0 TFSI Mild Hybrid (185 kW) Eng.DDWA 5/17-10/19 | | | | | | | | | | | | | | | | | | | | |
| 19-2883 | | | R | | | | | | | 32 | | 142 | | | | | | 70 | | |
| 2.0 TFSI Mild Hybrid quattro (185 kW) Eng.DDWA 11/18-1/70 | | | | | | | | | | | | | | | | | | | | |
| 19-2883 | | | R | | | | | | | 32 | | 142 | | | | | | 70 | | |
| 3.0 TDI (160 kW) Eng.CSWB 10/15-8/18 | | | | | | | | | | | | | | | | | | | | |
| 19-2883 | | | R | | | | | | | 32 | | 142 | | | | | | 70 | | |
| 30 TDI (90 kW) Eng.DEUC 10/18-10/19 | | | | | | | | | | | | | | | | | | | | |
| 19-2883 | | | R | | | | | | | 32 | | 142 | | | | | | 70 | | |
| 19-8199 | | | F | | | | | | | 61 | | | | | | | | 41 | | |
| 30 TDI Mild Hybrid (100 kW) Eng.DEZB, DTNB (11.20-.) 7/19-1/70 | | | | | | | | | | | | | | | | | | | | |
| 19-2883 | | | R | | | | | | | 32 | | 142 | | | | | | 70 | | |
| 19-8199 | | | F | | | | | | | 61 | | | | | | | | 41 | | |
| 35 TDI Mild Hybrid (120 kW) Eng.DEZE, DTNA (10.20-.) 7/19-1/70 | | | | | | | | | | | | | | | | | | | | |
| 19-2883 | | | R | | | | | | | 32 | | 142 | | | | | | 70 | | |
| 19-8199 | | | F | | | | | | | 61 | | | | | | | | 41 | | |
| 40 TDI Mild Hybrid quattro (150 kW) Eng.DTPA 5/20-1/70 | | | | | | | | | | | | | | | | | | | | |
| 19-8199 | | | F | | | | | | | 61 | | | | | | | | 41 | | |
| 40 TFSI g-tron (125 kW) Eng.CVLA, DRXA (06.20-.) 11/16-1/70 | | | | | | | | | | | | | | | | | | | | |
| 19-2883 | | | R | | | | | | | 32 | | 142 | | | | | | 70 | | |
| 19-8199 | | | F | | | | | | | 61 | | | | | | | | 41 | | |
| 40 TFSI Mild Hybrid (150 kW) Eng.DMSA 6/20-1/70 | | | | | | | | | | | | | | | | | | | | |
| 19-8199 | | | F | | | | | | | 61 | | | | | | | | 41 | | |

AUDI

| METELLI ref | Spare Parts | F/R | L/R | ABS | A | B | C | D | E | F | G | H | I | L | M | Fig | NOTE |
|--|-------------|-----|-----|-----|---|---|----|-----|-------|---|---|---|---|------|---|-----|------|
| 40 TFSI Mild Hybrid quattro (150 kW) Eng.DMSA 6/20-1/70 | | | | | | | | | | | | | | | | | |
| 19-8199 | | F | | | | | 61 | | | | | | | 41 | | | |
| 45 TFSI Mild Hybrid quattro (195 kW) Eng.DMTA 8/20-1/70 | | | | | | | | | | | | | | | | | |
| 19-8199 | | F | | | | | 61 | | | | | | | 41 | | | |
| RS4 quattro (331 kW) Eng.DECA 10/17-1/70 | | | | | | | | | | | | | | | | | |
| 19-8199 | | F | | | | | 61 | | | | | | | 41 | | | |
| S4 TDI MILD HYBRID QUATTRO (251 kW) Eng.DMKC 1/21-1/70 | | | | | | | | | | | | | | | | | |
| 19-8199 | | F | | | | | 61 | | | | | | | 41 | | | |
| S4 TDI Mild Hybrid quattro (255 kW) Eng.DEWB 5/19-1/70 | | | | | | | | | | | | | | | | | |
| 19-8199 | | F | | | | | 61 | | | | | | | 41 | | | |
| A5 I (8T3) 6/07-1/17 | | | | | | | | | | | | | | | | | |
| 1.8 TFSI (118 kW) Eng.CDHB 5/09-9/11 | | | | | | | | | | | | | | | | | |
| 19-2779 | | F | | | | | 61 | 100 | 151,5 | | | | | 40,5 | | | |
| 19-2883 | | R | | | | | 32 | | 142 | | | | | 70 | | | |
| 1.8 TFSI (125 kW) Eng.CABD (10.07-07.11), CJEB (08.11-.) 10/07-1/17 | | | | | | | | | | | | | | | | | |
| 19-2779 | | F | | | | | 61 | 100 | 151,5 | | | | | 40,5 | | | |
| 19-2883 | | R | | | | | 32 | | 142 | | | | | 70 | | | |
| 1.8 TFSI (130 kW) Eng.CJEE 5/15-1/17 | | | | | | | | | | | | | | | | | |
| 19-2779 | | F | | | | | 61 | 100 | 151,5 | | | | | 40,5 | | | |
| 19-2883 | | R | | | | | 32 | | 142 | | | | | 70 | | | |
| 2.0 TDI (120 kW) Eng.CAHB, CGLD, CNHC 8/08-1/17 | | | | | | | | | | | | | | | | | |
| 19-2779 | | F | | | | | 61 | 100 | 151,5 | | | | | 40,5 | | | |
| 19-2883 | | R | | | | | 32 | | 142 | | | | | 70 | | | |
| 2.0 TDI (125 kW) Eng.CAHA 8/08-3/12 | | | | | | | | | | | | | | | | | |
| 19-2779 | | F | | | | | 61 | 100 | 151,5 | | | | | 40,5 | | | |
| 19-2883 | | R | | | | | 32 | | 142 | | | | | 70 | | | |
| 2.0 TDI (130 kW) Eng.CGLC 10/11-1/17 | | | | | | | | | | | | | | | | | |
| 19-2779 | | F | | | | | 61 | 100 | 151,5 | | | | | 40,5 | | | |

AUDI

| METELLI ref | Spare Parts | | F/R | L/R | | | ABS | A | B | C | D | E | F | G | H | I | L | M | Fig | NOTE |
|---|-------------|--|-----|-----|--|--|-----|---|---|----|-----|-------|---|---|---|---|------|---|-----|-----------|
| 19-2883 | | | R | | | | | | | 32 | | 142 | | | | | 70 | | | |
| 2.0 TDI (140 kW) Eng.CNHA 9/13-1/17 | | | | | | | | | | | | | | | | | | | | |
| 19-2779 | | | F | | | | | | | 61 | 100 | 151,5 | | | | | 40,5 | | | |
| 19-2883 | | | R | | | | | | | 32 | | 142 | | | | | 70 | | | |
| 2.0 TDI quattro (125 kW) Eng.CAHA 8/08-3/12 | | | | | | | | | | | | | | | | | | | | |
| 19-2779 | | | F/R | | | | | | | 61 | 100 | 151,5 | | | | | 40,5 | | | |
| 2.0 TDI quattro (130 kW) Eng.CGLC 12/11-1/17 | | | | | | | | | | | | | | | | | | | | |
| 19-2779 | | | F/R | | | | | | | 61 | 100 | 151,5 | | | | | 40,5 | | | |
| 2.0 TDI quattro (140 kW) Eng.CNHA 9/13-1/17 | | | | | | | | | | | | | | | | | | | | |
| 19-2779 | | | F/R | | | | | | | 61 | 100 | 151,5 | | | | | 40,5 | | | |
| 2.0 TFSI (132 kW) Eng.CDNB 11/08-3/12 | | | | | | | | | | | | | | | | | | | | |
| 19-2779 | | | F | | | | | | | 61 | 100 | 151,5 | | | | | 40,5 | | | |
| 19-2883 | | | R | | | | | | | 32 | | 142 | | | | | 70 | | | |
| 2.0 TFSI (155 kW) Eng.CDNC 6/08-11/13 | | | | | | | | | | | | | | | | | | | | |
| 19-2779 | | | F | | | | | | | 61 | 100 | 151,5 | | | | | 40,5 | | | |
| 19-2883 | | | R | | | | | | | 32 | | 142 | | | | | 70 | | | |
| 2.0 TFSI (165 kW) Eng.CNCD 5/13-5/16 | | | | | | | | | | | | | | | | | | | | |
| 19-2779 | | | F | | | | | | | 61 | 100 | 151,5 | | | | | 40,5 | | | Eng. CDNC |
| 19-2883 | | | R | | | | | | | 32 | | 142 | | | | | 70 | | | Eng. CDNC |
| 2.0 TFSI (169 kW) Eng.CNCE 8/15-1/17 | | | | | | | | | | | | | | | | | | | | |
| 19-2779 | | | F | | | | | | | 61 | 100 | 151,5 | | | | | 40,5 | | | |
| 19-2883 | | | R | | | | | | | 32 | | 142 | | | | | 70 | | | |
| 2.0 TFSI quattro (155 kW) Eng.CAEB, CDNC, CPMA 6/08-1/17 | | | | | | | | | | | | | | | | | | | | |
| 19-2779 | | | F/R | | | | | | | 61 | 100 | 151,5 | | | | | 40,5 | | | |
| 2.0 TFSI quattro (162 kW) Eng.CAED, CPMB 3/12-1/17 | | | | | | | | | | | | | | | | | | | | |
| 19-2779 | | | F/R | | | | | | | 61 | 100 | 151,5 | | | | | 40,5 | | | |
| 2.0 TFSI quattro (165 kW) Eng.CNCD 5/13-5/16 | | | | | | | | | | | | | | | | | | | | |
| 19-2779 | | | F/R | | | | | | | 61 | 100 | 151,5 | | | | | 40,5 | | | Eng. CNCD |

AUDI

| METELLI ref | Spare Parts | | F/R | L/R | | | ABS | A | B | C | D | E | F | G | H | I | L | M | Fig | NOTE |
|--|-------------|--|-----|-----|--|--|-----|---|---|----|-----|-------|---|---|---|---|------|---|-----|-----------|
| S5 quattro (245 kW) Eng.CAKA, CGWC, CGXC, CREC, CTDA, CTUB 10/11-1/17 | | | | | | | | | | | | | | | | | | | | |
| 19-2779 | | | F/R | | | | | | | 61 | 100 | 151,5 | | | | | 40,5 | | | |
| S5 quattro (260 kW) Eng.CAUA 6/07-3/12 | | | | | | | | | | | | | | | | | | | | |
| 19-2779 | | | F/R | | | | | | | 61 | 100 | 151,5 | | | | | 40,5 | | | |
| A5 I Cabrio (8F7) 3/09-1/17 | | | | | | | | | | | | | | | | | | | | |
| 1.8 TFSI (118 kW) Eng.CDHB 9/09-3/12 | | | | | | | | | | | | | | | | | | | | |
| 19-2779 | | | F | | | | | | | 61 | 100 | 151,5 | | | | | 40,5 | | | |
| 19-2883 | | | R | | | | | | | 32 | | 142 | | | | | 70 | | | |
| 1.8 TFSI (125 kW) Eng.CJEB 9/11-3/16 | | | | | | | | | | | | | | | | | | | | |
| 19-2779 | | | F | | | | | | | 61 | 100 | 151,5 | | | | | 40,5 | | | |
| 19-2883 | | | R | | | | | | | 32 | | 142 | | | | | 70 | | | |
| 1.8 TFSI (130 kW) Eng.CJEE 5/15-1/17 | | | | | | | | | | | | | | | | | | | | |
| 19-2779 | | | F | | | | | | | 61 | 100 | 151,5 | | | | | 40,5 | | | |
| 19-2883 | | | R | | | | | | | 32 | | 142 | | | | | 70 | | | |
| 2.0 TDI (105 kW) Eng.CJCA 10/11-5/15 | | | | | | | | | | | | | | | | | | | | |
| 19-2779 | | | F | | | | | | | 61 | 100 | 151,5 | | | | | 40,5 | | | |
| 19-2883 | | | R | | | | | | | 32 | | 142 | | | | | 70 | | | |
| 2.0 TDI (110 kW) Eng.CJCD, CSUA 5/13-1/17 | | | | | | | | | | | | | | | | | | | | |
| 19-2779 | | | F | | | | | | | 61 | 100 | 151,5 | | | | | 40,5 | | | Eng. CJCD |
| 19-2883 | | | R | | | | | | | 32 | | 142 | | | | | 70 | | | Eng. CJCD |
| 2.0 TDI (120 kW) Eng.CAHB, CGLD 5/09-6/14 | | | | | | | | | | | | | | | | | | | | |
| 19-2779 | | | F | | | | | | | 61 | 100 | 151,5 | | | | | 40,5 | | | |
| 19-2883 | | | R | | | | | | | 32 | | 142 | | | | | 70 | | | |
| 2.0 TDI (125 kW) Eng.CAHA 5/09-3/12 | | | | | | | | | | | | | | | | | | | | |
| 19-2779 | | | F | | | | | | | 61 | 100 | 151,5 | | | | | 40,5 | | | |
| 19-2883 | | | R | | | | | | | 32 | | 142 | | | | | 70 | | | |
| 2.0 TDI (130 kW) Eng.CGLC 10/11-1/17 | | | | | | | | | | | | | | | | | | | | |
| 19-2779 | | | F | | | | | | | 61 | 100 | 151,5 | | | | | 40,5 | | | |

AUDI

| METELLI ref | Spare Parts | | F/R | L/R | | ABS | A | B | C | D | E | F | G | H | I | L | M | Fig | NOTE |
|---|-------------|--|-----|-----|--|-----|---|---|----|-----|-------|---|---|---|---|------|---|-----|------|
| 19-2883 | | | R | | | | | | 32 | | 142 | | | | | 70 | | | |
| 2.0 TDI (140 kW) Eng.CNHA 9/13-1/17 | | | | | | | | | | | | | | | | | | | |
| 19-2779 | | | F | | | | | | 61 | 100 | 151,5 | | | | | 40,5 | | | |
| 19-2883 | | | R | | | | | | 32 | | 142 | | | | | 70 | | | |
| 2.0 TDI quattro (130 kW) Eng.CGLC 1/12-5/15 | | | | | | | | | | | | | | | | | | | |
| 19-2779 | | | F/R | | | | | | 61 | 100 | 151,5 | | | | | 40,5 | | | |
| 2.0 TDI quattro (140 kW) Eng.CNHA 9/13-1/17 | | | | | | | | | | | | | | | | | | | |
| 19-2779 | | | F/R | | | | | | 61 | 100 | 151,5 | | | | | 40,5 | | | |
| 2.0 TFSI (132 kW) Eng.CAEA, CDNB 3/09-3/12 | | | | | | | | | | | | | | | | | | | |
| 19-2779 | | | F | | | | | | 61 | 100 | 151,5 | | | | | 40,5 | | | |
| 19-2883 | | | R | | | | | | 32 | | 142 | | | | | 70 | | | |
| 2.0 TFSI (155 kW) Eng.CAEB, CDNC 3/09-6/14 | | | | | | | | | | | | | | | | | | | |
| 19-2779 | | | F | | | | | | 61 | 100 | 151,5 | | | | | 40,5 | | | |
| 19-2883 | | | R | | | | | | 32 | | 142 | | | | | 70 | | | |
| 2.0 TFSI (162 kW) Eng.CAED 5/13-12/14 | | | | | | | | | | | | | | | | | | | |
| 19-2779 | | | F | | | | | | 61 | 100 | 151,5 | | | | | 40,5 | | | |
| 19-2883 | | | R | | | | | | 32 | | 142 | | | | | 70 | | | |
| 2.0 TFSI (165 kW) Eng.CNCD 5/13-5/16 | | | | | | | | | | | | | | | | | | | |
| 19-2779 | | | F | | | | | | 61 | 100 | 151,5 | | | | | 40,5 | | | |
| 19-2883 | | | R | | | | | | 32 | | 142 | | | | | 70 | | | |
| 2.0 TFSI (169 kW) Eng.CNCE 8/15-1/17 | | | | | | | | | | | | | | | | | | | |
| 19-2779 | | | F | | | | | | 61 | 100 | 151,5 | | | | | 40,5 | | | |
| 19-2883 | | | R | | | | | | 32 | | 142 | | | | | 70 | | | |
| 2.0 TFSI quattro (155 kW) Eng.CAEB, CDNC, CPMA 3/09-1/17 | | | | | | | | | | | | | | | | | | | |
| 19-2779 | | | F/R | | | | | | 61 | 100 | 151,5 | | | | | 40,5 | | | |
| 2.0 TFSI quattro (162 kW) Eng.CPMB 3/12-1/17 | | | | | | | | | | | | | | | | | | | |
| 19-2779 | | | F/R | | | | | | 61 | 100 | 151,5 | | | | | 40,5 | | | |
| 2.0 TFSI quattro (165 kW) Eng.CNCD 5/13-5/16 | | | | | | | | | | | | | | | | | | | |
| 19-2779 | | | F/R | | | | | | 61 | 100 | 151,5 | | | | | 40,5 | | | |

AUDI

| METELLI ref | Spare Parts | | F/R | L/R | | | ABS | A | B | C | D | E | F | G | H | I | L | M | Fig | NOTE |
|--|-------------|--|-----|-----|--|--|-----|---|---|----|-----|-------|---|---|---|---|---|---|------|------|
| 2.0 TFSI quattro (169 kW) Eng.CNCE 8/15-1/17 | | | | | | | | | | | | | | | | | | | | |
| 19-2779 | | | F/R | | | | | | | 61 | 100 | 151,5 | | | | | | | 40,5 | |
| 2.7 TDI (120 kW) Eng.CGKB 5/09-3/12 | | | | | | | | | | | | | | | | | | | | |
| 19-2779 | | | F | | | | | | | 61 | 100 | 151,5 | | | | | | | 40,5 | |
| 19-2883 | | | R | | | | | | | 32 | | 142 | | | | | | | 70 | |
| 2.7 TDI (140 kW) Eng.CGKA 3/09-3/12 | | | | | | | | | | | | | | | | | | | | |
| 19-2779 | | | F | | | | | | | 61 | 100 | 151,5 | | | | | | | 40,5 | |
| 19-2883 | | | R | | | | | | | 32 | | 142 | | | | | | | 70 | |
| 3.0 TDI (150 kW) Eng.CLAB 10/11-1/17 | | | | | | | | | | | | | | | | | | | | |
| 19-2779 | | | F | | | | | | | 61 | 100 | 151,5 | | | | | | | 40,5 | |
| 19-2883 | | | R | | | | | | | 32 | | 142 | | | | | | | 70 | |
| 3.0 TDI quattro (160 kW) Eng.CKVD 5/15-1/17 | | | | | | | | | | | | | | | | | | | | |
| 19-2779 | | | F/R | | | | | | | 61 | 100 | 151,5 | | | | | | | 40,5 | |
| 3.0 TDI quattro (176 kW) Eng.CCWA 3/09-3/12 | | | | | | | | | | | | | | | | | | | | |
| 19-2779 | | | F/R | | | | | | | 61 | 100 | 151,5 | | | | | | | 40,5 | |
| 3.0 TDI quattro (180 kW) Eng.CDUC, CKVC 10/11-1/17 | | | | | | | | | | | | | | | | | | | | |
| 19-2779 | | | F/R | | | | | | | 61 | 100 | 151,5 | | | | | | | 40,5 | |
| 3.0 TFSI quattro (200 kW) Eng.CMUA, CRED 11/11-1/17 | | | | | | | | | | | | | | | | | | | | |
| 19-2779 | | | F/R | | | | | | | 61 | 100 | 151,5 | | | | | | | 40,5 | |
| 3.2 FSI (195 kW) Eng.CALA 3/09-3/12 | | | | | | | | | | | | | | | | | | | | |
| 19-2779 | | | F | | | | | | | 61 | 100 | 151,5 | | | | | | | 40,5 | |
| 19-2883 | | | R | | | | | | | 32 | | 142 | | | | | | | 70 | |
| 3.2 FSI quattro (195 kW) Eng.CALA 3/09-3/12 | | | | | | | | | | | | | | | | | | | | |
| 19-2779 | | | F/R | | | | | | | 61 | 100 | 151,5 | | | | | | | 40,5 | |
| RS5 quattro (331 kW) Eng.CFSA 11/12-8/15 | | | | | | | | | | | | | | | | | | | | |
| 19-2779 | | | F/R | | | | | | | 61 | 100 | 151,5 | | | | | | | 40,5 | |

AUDI

| METELLI ref | Spare Parts | | F/R | L/R | | | ABS | A | B | C | D | E | F | G | H | I | L | M | Fig | NOTE |
|---|-------------|--|-----|-----|--|--|-----|---|---|----|-----|-------|---|---|---|---|------|---|-----|-----------|
| 2.0 TDI (125 kW) Eng.CAHA 9/09-3/12 | | | | | | | | | | | | | | | | | | | | |
| 19-2779 | | | F | | | | | | | 61 | 100 | 151,5 | | | | | 40,5 | | | |
| 19-2883 | | | R | | | | | | | 32 | | 142 | | | | | 70 | | | |
| 2.0 TDI (130 kW) Eng.CGLC 10/11-1/17 | | | | | | | | | | | | | | | | | | | | |
| 19-2779 | | | F | | | | | | | 61 | 100 | 151,5 | | | | | 40,5 | | | |
| 19-2883 | | | R | | | | | | | 32 | | 142 | | | | | 70 | | | |
| 2.0 TDI (140 kW) Eng.CNHA 9/13-1/17 | | | | | | | | | | | | | | | | | | | | |
| 19-2779 | | | F | | | | | | | 61 | 100 | 151,5 | | | | | 40,5 | | | |
| 19-2883 | | | R | | | | | | | 32 | | 142 | | | | | 70 | | | |
| 2.0 TDI quattro (125 kW) Eng.CAHA 9/09-3/12 | | | | | | | | | | | | | | | | | | | | |
| 19-2779 | | | F/R | | | | | | | 61 | 100 | 151,5 | | | | | 40,5 | | | |
| 2.0 TDI quattro (130 kW) Eng.CGLC 12/11-1/17 | | | | | | | | | | | | | | | | | | | | |
| 19-2779 | | | F/R | | | | | | | 61 | 100 | 151,5 | | | | | 40,5 | | | |
| 2.0 TDI quattro (140 kW) Eng.CNHA 9/13-1/17 | | | | | | | | | | | | | | | | | | | | |
| 19-2779 | | | F/R | | | | | | | 61 | 100 | 151,5 | | | | | 40,5 | | | |
| 2.0 TFSI (132 kW) Eng.CDNB 9/09-6/14 | | | | | | | | | | | | | | | | | | | | |
| 19-2779 | | | F | | | | | | | 61 | 100 | 151,5 | | | | | 40,5 | | | |
| 19-2883 | | | R | | | | | | | 32 | | 142 | | | | | 70 | | | |
| 2.0 TFSI (155 kW) Eng.CDNC 9/09-11/13 | | | | | | | | | | | | | | | | | | | | |
| 19-2779 | | | F | | | | | | | 61 | 100 | 151,5 | | | | | 40,5 | | | |
| 19-2883 | | | R | | | | | | | 32 | | 142 | | | | | 70 | | | |
| 2.0 TFSI (165 kW) Eng.CNCD 5/13-5/16 | | | | | | | | | | | | | | | | | | | | |
| 19-2779 | | | F | | | | | | | 61 | 100 | 151,5 | | | | | 40,5 | | | Eng. CNCD |
| 19-2883 | | | R | | | | | | | 32 | | 142 | | | | | 70 | | | Eng. CNCD |
| 2.0 TFSI (169 kW) Eng.CNCE 8/15-1/17 | | | | | | | | | | | | | | | | | | | | |
| 19-2779 | | | F | | | | | | | 61 | 100 | 151,5 | | | | | 40,5 | | | |
| 19-2883 | | | R | | | | | | | 32 | | 142 | | | | | 70 | | | |
| 2.0 TFSI quattro (155 kW) Eng.CDNC 9/09-1/17 | | | | | | | | | | | | | | | | | | | | |
| 19-2779 | | | F/R | | | | | | | 61 | 100 | 151,5 | | | | | 40,5 | | | |

AUDI

| METELLI ref | Spare Parts | | F/R | L/R | | | ABS | A | B | C | D | E | F | G | H | I | L | M | Fig | NOTE |
|--|-------------|--|-----|-----|--|--|-----|---|---|----|---|-----|---|---|---|---|---|---|-----|------|
| A5 II (F53, F5P) 6/16-1/70 | | | | | | | | | | | | | | | | | | | | |
| 1.4 TFSI (110 kW) Eng.CVNA 11/16-2/20 | | | | | | | | | | | | | | | | | | | | |
| 19-2883 | | | R | | | | | | | 32 | | 142 | | | | | | | 70 | |
| 19-8199 | | | F | | | | | | | 61 | | | | | | | | | 41 | |
| 2.0 TDI (110 kW) Eng.CZHA, DEUA 5/17-2/20 | | | | | | | | | | | | | | | | | | | | |
| 19-2883 | | | R | | | | | | | 32 | | 142 | | | | | | | 70 | |
| 19-8199 | | | F | | | | | | | 61 | | | | | | | | | 41 | |
| 2.0 TDI (140 kW) Eng.DESA, DETA 7/16-1/70 | | | | | | | | | | | | | | | | | | | | |
| 19-2883 | | | R | | | | | | | 32 | | 142 | | | | | | | 70 | |
| 19-8199 | | | F | | | | | | | 61 | | | | | | | | | 41 | |
| 2.0 TDI quattro (140 kW) Eng.DESA, DETA 10/16-1/70 | | | | | | | | | | | | | | | | | | | | |
| 19-8199 | | | F | | | | | | | 61 | | | | | | | | | 41 | |
| 2.0 TFSI (140 kW) Eng.CVKB, DKYA 9/16-1/70 | | | | | | | | | | | | | | | | | | | | |
| 19-2883 | | | R | | | | | | | 32 | | 142 | | | | | | | 70 | |
| 19-8199 | | | F | | | | | | | 61 | | | | | | | | | 41 | |
| 2.0 TFSI (185 kW) Eng.CYRB 11/16-2/20 | | | | | | | | | | | | | | | | | | | | |
| 19-2883 | | | R | | | | | | | 32 | | 142 | | | | | | | 70 | |
| 19-8199 | | | F | | | | | | | 61 | | | | | | | | | 41 | |
| 2.0 TFSI Mild Hybrid (140 kW) Eng.DEMA, DHDA (07.17-), DKYA, DLVA 5/17-1/70 | | | | | | | | | | | | | | | | | | | | |
| 19-2883 | | | R | | | | | | | 32 | | 142 | | | | | | | 70 | |
| 19-8199 | | | F | | | | | | | 61 | | | | | | | | | 41 | |
| 2.0 TFSI Mild Hybrid (185 kW) Eng.DDWA 5/17-2/20 | | | | | | | | | | | | | | | | | | | | |
| 19-2883 | | | R | | | | | | | 32 | | 142 | | | | | | | 70 | |
| 19-8199 | | | F | | | | | | | 61 | | | | | | | | | 41 | |
| 2.0 TFSI Mild Hybrid quattro (185 kW) Eng.DDWA, DLHB 5/17-2/20 | | | | | | | | | | | | | | | | | | | | |
| 19-8199 | | | F | | | | | | | 61 | | | | | | | | | 41 | |
| 2.0 TFSI quattro (183 kW) Eng.CYRC 6/16-2/20 | | | | | | | | | | | | | | | | | | | | |
| 19-8199 | | | F | | | | | | | 61 | | | | | | | | | 41 | |

AUDI

| METELLI ref | Spare Parts | | F/R | L/R | | | ABS | A | B | C | D | E | F | G | H | I | L | M | Fig | NOTE |
|---|-------------|--|-----|-----|--|--|-----|---|---|----|---|-----|---|---|---|---|---|---|-----|------|
| S5 quattro (260 kW) Eng.CWGD 7/16-1/70 | | | | | | | | | | | | | | | | | | | | |
| 19-8199 | | | F | | | | | | | 61 | | | | | | | | | 41 | |
| S5 TDI Mild Hybrid quattro (255 kW) Eng.DEWB 12/18-2/20 | | | | | | | | | | | | | | | | | | | | |
| 19-8199 | | | F | | | | | | | 61 | | | | | | | | | 41 | |
| A5 II Cabrio (F57, F5E) 8/16-1/70 | | | | | | | | | | | | | | | | | | | | |
| 2.0 TDI (110 kW) Eng.DEUA 8/17-12/19 | | | | | | | | | | | | | | | | | | | | |
| 19-2883 | | | R | | | | | | | 32 | | 142 | | | | | | | 70 | |
| 19-8199 | | | F | | | | | | | 61 | | | | | | | | | 41 | |
| 2.0 TDI (140 kW) Eng.DETA 11/16-12/19 | | | | | | | | | | | | | | | | | | | | |
| 19-2883 | | | R | | | | | | | 32 | | 142 | | | | | | | 70 | |
| 19-8199 | | | F | | | | | | | 61 | | | | | | | | | 41 | |
| 2.0 TDI quattro (140 kW) Eng.DETA 3/17-1/70 | | | | | | | | | | | | | | | | | | | | |
| 19-8199 | | | F | | | | | | | 61 | | | | | | | | | 41 | |
| 2.0 TFSI (140 kW) Eng.CVKB, DKYA 3/17-12/19 | | | | | | | | | | | | | | | | | | | | |
| 19-8199 | | | F | | | | | | | 61 | | | | | | | | | 41 | |
| 2.0 TFSI (185 kW) Eng.CYRB 3/17-12/19 | | | | | | | | | | | | | | | | | | | | |
| 19-2883 | | | R | | | | | | | 32 | | 142 | | | | | | | 70 | |
| 19-8199 | | | F | | | | | | | 61 | | | | | | | | | 41 | |
| 2.0 TFSI Mild Hybrid (140 kW) Eng.DEMA, DKYA, DLVA 5/17-1/70 | | | | | | | | | | | | | | | | | | | | |
| 19-2883 | | | R | | | | | | | 32 | | 142 | | | | | | | 70 | |
| 19-8199 | | | F | | | | | | | 61 | | | | | | | | | 41 | |
| 2.0 TFSI Mild Hybrid (185 kW) Eng.DDWA 5/17-12/19 | | | | | | | | | | | | | | | | | | | | |
| 19-2883 | | | R | | | | | | | 32 | | 142 | | | | | | | 70 | |
| 19-8199 | | | F | | | | | | | 61 | | | | | | | | | 41 | |
| 2.0 TFSI Mild hybrid quattro (185 kW) Eng.DDWA, DLHB 5/17-1/70 | | | | | | | | | | | | | | | | | | | | |
| 19-8199 | | | F | | | | | | | 61 | | | | | | | | | 41 | |
| 2.0 TFSI quattro (185 kW) Eng.CYMC, CYRB, DLHB (11.19-.) 11/16-1/70 | | | | | | | | | | | | | | | | | | | | |
| 19-8199 | | | F | | | | | | | 61 | | | | | | | | | 41 | |

AUDI

| METELLI ref | Spare Parts | | F/R | L/R | | | ABS | A | B | C | D | E | F | G | H | I | L | M | Fig | NOTE |
|--|-------------|--|-----|-----|--|--|-----|---|---|----|---|-----|---|---|---|---|---|---|-----|------|
| 2.0 TDI (100 kW) Eng.DEUB 5/17-8/18 | | | | | | | | | | | | | | | | | | | | |
| 19-2883 | | | R | | | | | | | 32 | | 142 | | | | | | | 70 | |
| 19-8199 | | | F | | | | | | | 61 | | | | | | | | | 41 | |
| 2.0 TDI (110 kW) Eng.CZHA, DEUA 1/17-2/20 | | | | | | | | | | | | | | | | | | | | |
| 19-2883 | | | R | | | | | | | 32 | | 142 | | | | | | | 70 | |
| 19-8199 | | | F | | | | | | | 61 | | | | | | | | | 41 | |
| 2.0 TDI (140 kW) Eng.DESA, DETA 9/16-1/70 | | | | | | | | | | | | | | | | | | | | |
| 19-2883 | | | R | | | | | | | 32 | | 142 | | | | | | | 70 | |
| 19-8199 | | | F | | | | | | | 61 | | | | | | | | | 41 | |
| 2.0 TDI quattro (110 kW) Eng.CZHA, DEUA 5/17-2/20 | | | | | | | | | | | | | | | | | | | | |
| 19-8199 | | | F | | | | | | | 61 | | | | | | | | | 41 | |
| 2.0 TDI quattro (140 kW) Eng.DESA, DETA 10/16-1/70 | | | | | | | | | | | | | | | | | | | | |
| 19-8199 | | | F | | | | | | | 61 | | | | | | | | | 41 | |
| 2.0 TFSI (140 kW) Eng.CVKB, DKYA 1/17-1/70 | | | | | | | | | | | | | | | | | | | | |
| 19-2883 | | | R | | | | | | | 32 | | 142 | | | | | | | 70 | |
| 19-8199 | | | F | | | | | | | 61 | | | | | | | | | 41 | |
| 2.0 TFSI (185 kW) Eng.CYRB 11/16-2/20 | | | | | | | | | | | | | | | | | | | | |
| 19-2883 | | | R | | | | | | | 32 | | 142 | | | | | | | 70 | |
| 19-8199 | | | F | | | | | | | 61 | | | | | | | | | 41 | |
| 2.0 TFSI g-tron (125 kW) Eng.CVLA 2/17-2/20 | | | | | | | | | | | | | | | | | | | | |
| 19-2883 | | | R | | | | | | | 32 | | 142 | | | | | | | 70 | |
| 19-8199 | | | F | | | | | | | 61 | | | | | | | | | 41 | |
| 2.0 TFSI Mild Hybrid (140 kW) Eng.DEMA, DHDA (08.18-), DKYA, DLVA 5/17-1/70 | | | | | | | | | | | | | | | | | | | | |
| 19-2883 | | | R | | | | | | | 32 | | 142 | | | | | | | 70 | |
| 19-8199 | | | F | | | | | | | 61 | | | | | | | | | 41 | |
| 2.0 TFSI Mild Hybrid (185 kW) Eng.DDWA 5/17-2/20 | | | | | | | | | | | | | | | | | | | | |
| 19-2883 | | | R | | | | | | | 32 | | 142 | | | | | | | 70 | |
| 19-8199 | | | F | | | | | | | 61 | | | | | | | | | 41 | |

AUDI

| METELLI ref | Spare Parts | F/R | L/R | ABS | A | B | C | D | E | F | G | H | I | L | M | Fig | NOTE |
|--|-------------|-----|-----|-----|---|---|-------|-------|---|---|---|---|---|-------|---|-----|------|
| 19-8199 | | F | | | | | 61 | | | | | | | 41 | | | |
| 45 TDI quattro (170 kW) Eng.DCPE 7/18-2/20 | | | | | | | | | | | | | | | | | |
| 19-8199 | | F | | | | | 61 | | | | | | | 41 | | | |
| 45 TFSI Mild Hybrid (180 kW) Eng.DKNA 7/18-2/20 | | | | | | | | | | | | | | | | | |
| 19-8199 | | F | | | | | 61 | | | | | | | 41 | | | |
| 45 TFSI Mild hybrid quattro (180 kW) Eng.DKNA 2/19-2/20 | | | | | | | | | | | | | | | | | |
| 19-8199 | | F | | | | | 61 | | | | | | | 41 | | | |
| 50 TDI quattro (210 kW) Eng.DCPC 1/17-2/20 | | | | | | | | | | | | | | | | | |
| 19-8199 | | F | | | | | 61 | | | | | | | 41 | | | |
| RS5 quattro (331 kW) Eng.DECA 6/18-1/70 | | | | | | | | | | | | | | | | | |
| 19-8199 | | F | | | | | 61 | | | | | | | 41 | | | |
| S5 quattro (260 kW) Eng.CWGD 9/16-1/70 | | | | | | | | | | | | | | | | | |
| 19-8199 | | F | | | | | 61 | | | | | | | 41 | | | |
| S5 TDI Mild Hybrid quattro (255 kW) Eng.DEWB 12/18-2/20 | | | | | | | | | | | | | | | | | |
| 19-8199 | | F | | | | | 61 | | | | | | | 41 | | | |
| A6 I (4A2, C4) 6/94-10/97 | | | | | | | | | | | | | | | | | |
| 1.8 (92 kW) Eng.ADR (12.95-.) 12/95-10/97 | | | | | | | | | | | | | | | | | |
| 19-2105 | | F | | | | | 43 | 82 | | | | | | 37 | | | |
| 19-2501 | | R | | | | | 19,05 | 50,29 | | | | | | 15,49 | | | |
| 1.8 quattro (92 kW) Eng.ADR (12.95-.) 12/95-10/97 | | | | | | | | | | | | | | | | | |
| 19-2105 | | F/R | | | | | 43 | 82 | | | | | | 37 | | | |
| 1.9 TDI (66 kW) Eng.1Z (06.94-01.96), AHU (07.96-.) 6/94-10/97 | | | | | | | | | | | | | | | | | |
| 19-2105 | | F | | | | | 43 | 82 | | | | | | 37 | | | |
| 19-2501 | | R | | | | | 19,05 | 50,29 | | | | | | 15,49 | | | |
| 2.0 (74 kW) Eng.AAE (06.94-.) 6/94-10/97 | | | | | | | | | | | | | | | | | |
| 19-2105 | | F | | | | | 43 | 82 | | | | | | 37 | | | |
| 19-2501 | | R | | | | | 19,05 | 50,29 | | | | | | 15,49 | | | |

AUDI

| METELLI ref | Spare Parts | | F/R | L/R | | | ABS | A | B | C | D | E | F | G | H | I | L | M | Fig | NOTE |
|---|-------------|--|-----|-----|--|--|-----|---|---|-------|-------|---|---|---|---|---|-------|---|-----|------|
| 19-2501 | | | R | | | | | | | 19,05 | 50,29 | | | | | | 15,49 | | | |
| 2.6 (110 kW) Eng.ABC (06.94-.) 6/94-10/97 | | | | | | | | | | | | | | | | | | | | |
| 19-2105 | | | F | | | | | | | 43 | 82 | | | | | | 37 | | | |
| 19-2501 | | | R | | | | | | | 19,05 | 50,29 | | | | | | 15,49 | | | |
| 2.6 quattro (110 kW) Eng.ABC (06.94-.) 6/94-10/97 | | | | | | | | | | | | | | | | | | | | |
| 19-2105 | | | F/R | | | | | | | 43 | 82 | | | | | | 37 | | | |
| 2.8 (120 kW) Eng.AEJ 8/95-7/96 | | | | | | | | | | | | | | | | | | | | |
| 19-2105 | | | F | | | | | | | 43 | 82 | | | | | | 37 | | | |
| 19-2501 | | | R | | | | | | | 19,05 | 50,29 | | | | | | 15,49 | | | |
| 2.8 (128 kW) Eng.AAH (06.94-.), AFC 6/94-10/97 | | | | | | | | | | | | | | | | | | | | |
| 19-2105 | | | F | | | | | | | 43 | 82 | | | | | | 37 | | | |
| 19-2501 | | | R | | | | | | | 19,05 | 50,29 | | | | | | 15,49 | | | |
| 2.8 (142 kW) Eng.ACK (12.95-.) 12/95-10/97 | | | | | | | | | | | | | | | | | | | | |
| 19-2105 | | | F | | | | | | | 43 | 82 | | | | | | 37 | | | |
| 19-2501 | | | R | | | | | | | 19,05 | 50,29 | | | | | | 15,49 | | | |
| 2.8 quattro (128 kW) Eng.AAH (06.94-.), AFC 6/94-10/97 | | | | | | | | | | | | | | | | | | | | |
| 19-2105 | | | F/R | | | | | | | 43 | 82 | | | | | | 37 | | | |
| 2.8 quattro (142 kW) Eng.ACK (12.95-.) 12/95-10/97 | | | | | | | | | | | | | | | | | | | | |
| 19-2105 | | | F/R | | | | | | | 43 | 82 | | | | | | 37 | | | |
| S6 4.2 quattro (213 kW) Eng.AEC (06.94-.) 6/94-10/97 | | | | | | | | | | | | | | | | | | | | |
| 19-2105 | | | F/R | | | | | | | 43 | 82 | | | | | | 37 | | | |
| S6 Plus quattro (240 kW) Eng.AHK 4/96-10/97 | | | | | | | | | | | | | | | | | | | | |
| 19-2105 | | | F/R | | | | | | | 43 | 82 | | | | | | 37 | | | |
| S6 Turbo quattro (169 kW) Eng.AAN (06.94-.) 6/94-10/97 | | | | | | | | | | | | | | | | | | | | |
| 19-2105 | | | F/R | | | | | | | 43 | 82 | | | | | | 37 | | | |
| A6 I Avant (4A5, C4) 6/94-12/97 | | | | | | | | | | | | | | | | | | | | |
| 1.8 (92 kW) Eng.ADR (12.95-.) 12/95-12/97 | | | | | | | | | | | | | | | | | | | | |
| 19-2105 | | | F | | | | | | | 43 | 82 | | | | | | 37 | | | |

AUDI

| METELLI ref | Spare Parts | | F/R | L/R | | ABS | A | B | C | D | E | F | G | H | I | L | M | Fig | NOTE |
|--|-------------|--------|-----|-----|--|-----|---|---|-------|-------|-----|---|---|---|---|-------|---|-----|------|
| 19-2501 | | -04/97 | R | | | | | | 19,05 | 50,29 | | | | | | 15,49 | | | |
| 19-2561 | | 04/97- | R | | | | | | | | 131 | | | | | | | | |
| 1.8 quattro (92 kW) Eng.ADR (12.95-.) 12/95-12/97 | | | | | | | | | | | | | | | | | | | |
| 19-2105 | | | F/R | | | | | | 43 | 82 | | | | | | 37 | | | |
| 1.9 TDI (66 kW) Eng.1Z (06.94-01.96), AHU (07.96-.) 6/94-12/97 | | | | | | | | | | | | | | | | | | | |
| 19-2105 | | | F | | | | | | 43 | 82 | | | | | | 37 | | | |
| 19-2501 | | -04/97 | R | | | | | | 19,05 | 50,29 | | | | | | 15,49 | | | |
| 19-2561 | | 04/97- | R | | | | | | | | 131 | | | | | | | | |
| 2.0 (74 kW) Eng.AAE (06.94-.) 6/94-12/97 | | | | | | | | | | | | | | | | | | | |
| 19-2105 | | | F | | | | | | 43 | 82 | | | | | | 37 | | | |
| 19-2501 | | -04/97 | R | | | | | | 19,05 | 50,29 | | | | | | 15,49 | | | |
| 19-2561 | | 04/97- | R | | | | | | | | 131 | | | | | | | | |
| 2.0 (79 kW) Eng.ADW 6/94-7/95 | | | | | | | | | | | | | | | | | | | |
| 19-2105 | | | F | | | | | | 43 | 82 | | | | | | 37 | | | |
| 19-2501 | | | R | | | | | | 19,05 | 50,29 | | | | | | 15,49 | | | |
| 2.0 (85 kW) Eng.ABK (06.94-.) 6/94-12/97 | | | | | | | | | | | | | | | | | | | |
| 19-2105 | | | F | | | | | | 43 | 82 | | | | | | 37 | | | |
| 19-2501 | | -04/97 | R | | | | | | 19,05 | 50,29 | | | | | | 15,49 | | | |
| 19-2561 | | 04/97- | R | | | | | | | | 131 | | | | | | | | |
| 2.0 16V (103 kW) Eng.ACE (06.94-.) 6/94-12/97 | | | | | | | | | | | | | | | | | | | |
| 19-2105 | | | F | | | | | | 43 | 82 | | | | | | 37 | | | |
| 19-2501 | | -04/97 | R | | | | | | 19,05 | 50,29 | | | | | | 15,49 | | | |
| 19-2561 | | 04/97- | R | | | | | | | | 131 | | | | | | | | |
| 2.0 16V quattro (103 kW) Eng.ACE (06.94-.) 6/94-12/97 | | | | | | | | | | | | | | | | | | | |
| 19-2105 | | | F/R | | | | | | 43 | 82 | | | | | | 37 | | | |
| 2.3 (98 kW) Eng.AAR (06.94-.) 6/94-12/95 | | | | | | | | | | | | | | | | | | | |
| 19-2105 | | | F | | | | | | 43 | 82 | | | | | | 37 | | | |
| 19-2501 | | | R | | | | | | 19,05 | 50,29 | | | | | | 15,49 | | | |

AUDI

| METELLI ref | Spare Parts | | F/R | L/R | | | ABS | A | B | C | D | E | F | G | H | I | L | M | Fig | NOTE |
|--|-------------|--------|-----|-----|--|--|-----|---|---|-------|-------|-----|---|---|---|---|---|---|-------|------|
| 2.3 quattro (98 kW) Eng.AAR (06.94-.) 6/94-12/95 | | | | | | | | | | | | | | | | | | | | |
| 19-2105 | | | F/R | | | | | | | 43 | 82 | | | | | | | | 37 | |
| 2.4 (110 kW) Eng.AFM 7/96-12/97 | | | | | | | | | | | | | | | | | | | | |
| 19-2105 | | | F | | | | | | | 43 | 82 | | | | | | | | 37 | |
| 2.5 TDI (85 kW) Eng.AAT (06.94-.) 6/94-12/97 | | | | | | | | | | | | | | | | | | | | |
| 19-2105 | | | F | | | | | | | 43 | 82 | | | | | | | | 37 | |
| 19-2501 | | -04/97 | R | | | | | | | 19,05 | 50,29 | | | | | | | | 15,49 | |
| 19-2561 | | 04/97- | R | | | | | | | | | 131 | | | | | | | | |
| 2.5 TDI (103 kW) Eng.AEL 8/94-12/97 | | | | | | | | | | | | | | | | | | | | |
| 19-2105 | | | F | | | | | | | 43 | 82 | | | | | | | | 37 | |
| 19-2501 | | -04/97 | R | | | | | | | 19,05 | 50,29 | | | | | | | | 15,49 | |
| 19-2561 | | 04/97- | R | | | | | | | | | 131 | | | | | | | | |
| 2.5 TDI quattro (103 kW) Eng.AEL 7/95-12/97 | | | | | | | | | | | | | | | | | | | | |
| 19-2105 | | | F/R | | | | | | | 43 | 82 | | | | | | | | 37 | |
| 2.6 (102 kW) Eng.ACZ 6/94-2/97 | | | | | | | | | | | | | | | | | | | | |
| 19-2105 | | | F | | | | | | | 43 | 82 | | | | | | | | 37 | |
| 2.6 (110 kW) Eng.ABC (06.94-.) 6/94-12/97 | | | | | | | | | | | | | | | | | | | | |
| 19-2105 | | | F | | | | | | | 43 | 82 | | | | | | | | 37 | |
| 19-2501 | | -04/97 | R | | | | | | | 19,05 | 50,29 | | | | | | | | 15,49 | |
| 19-2561 | | 04/97- | R | | | | | | | | | 131 | | | | | | | | |
| 2.6 quattro (110 kW) Eng.ABC (06.94-.) 6/94-12/97 | | | | | | | | | | | | | | | | | | | | |
| 19-2105 | | | F/R | | | | | | | 43 | 82 | | | | | | | | 37 | |
| 2.8 (120 kW) Eng.AEJ 6/94-7/95 | | | | | | | | | | | | | | | | | | | | |
| 19-2105 | | | F | | | | | | | 43 | 82 | | | | | | | | 37 | |
| 19-2501 | | | R | | | | | | | 19,05 | 50,29 | | | | | | | | 15,49 | |
| 2.8 (128 kW) Eng.AAH (06.94-.), AFC 6/94-12/97 | | | | | | | | | | | | | | | | | | | | |
| 19-2105 | | | F | | | | | | | 43 | 82 | | | | | | | | 37 | |
| 19-2501 | | -04/97 | R | | | | | | | 19,05 | 50,29 | | | | | | | | 15,49 | |
| 19-2561 | | 04/97- | R | | | | | | | | | 131 | | | | | | | | |

AUDI

| METELLI ref | Spare Parts | | F/R | L/R | | | ABS | A | B | C | D | E | F | G | H | I | L | M | Fig | NOTE |
|--|-------------|--------|-----|-----|--|--|-----|---|---|----|----|-----|---|---|---|---|---|-------|-----|------------------------------|
| 1.8 T (132 kW) Eng.AJL 12/97-1/05 | | | | | | | | | | | | | | | | | | | | |
| 19-1581 | | | F | | | | | | | 43 | 84 | 127 | | | | | | 40,25 | | 17/18Inch Wheels |
| 19-2105 | | -09/01 | F | | | | | | | 43 | 82 | | | | | | | 37 | | Eng. AJL, A/T, 16Inch Wheels |
| 19-2106 | | -05/01 | F | | | | | | | 39 | 75 | | | | | | | 37 | | Exc. Eng. AJL, M/T |
| 19-2561 | | | R | | | | | | | | | 131 | | | | | | | | |
| 1.8 T quattro (110 kW) Eng.AEB (02.97-01.99), ANB (01.99-), APU (11.98-), A 2/97-1/05 | | | | | | | | | | | | | | | | | | | | |
| 19-1581 | | -09/01 | F | | | | | | | 43 | 84 | 127 | | | | | | 40,25 | | 17/18Inch Wheels |
| 19-2105 | | -09/01 | F/R | | | | | | | 43 | 82 | | | | | | | 37 | | A/T, 16Inch Wheels |
| 19-2106 | | -09/01 | F | | | | | | | 39 | 75 | | | | | | | 37 | | Exc. Eng. AJL, M/T |
| 1.8 T quattro (132 kW) Eng.AJL 12/97-1/05 | | | | | | | | | | | | | | | | | | | | |
| 19-1581 | | | F | | | | | | | 43 | 84 | 127 | | | | | | 40,25 | | 17/18Inch Wheels |
| 19-2105 | | -09/01 | F/R | | | | | | | 43 | 82 | | | | | | | 37 | | Eng. AJL, A/T, 16Inch Wheels |
| 19-2106 | | -09/01 | F | | | | | | | 39 | 75 | | | | | | | 37 | | Exc. Eng. AJL, M/T |
| 1.9 TDI (81 kW) Eng.AFN, AVG 4/97-10/00 | | | | | | | | | | | | | | | | | | | | |
| 19-2105 | | | F | | | | | | | 43 | 82 | | | | | | | 37 | | |
| 19-2561 | | | R | | | | | | | | | 131 | | | | | | | | |
| 1.9 TDI (85 kW) Eng.AJM 7/00-1/05 | | | | | | | | | | | | | | | | | | | | |
| 19-1581 | | 05/01- | F | | | | | | | 43 | 84 | 127 | | | | | | 40,25 | | 17Inch Wheels |
| 19-2105 | | -09/01 | F | | | | | | | 43 | 82 | | | | | | | 37 | | 16Inch Wheels |
| 19-2561 | | | R | | | | | | | | | 131 | | | | | | | | |
| 1.9 TDI (96 kW) Eng.AVF, AWX 8/01-1/05 | | | | | | | | | | | | | | | | | | | | |
| 19-1581 | | -09/01 | F | | | | | | | 43 | 84 | 127 | | | | | | 40,25 | | 17/18Inch Wheels |
| 19-2105 | | -09/01 | F | | | | | | | 43 | 82 | | | | | | | 37 | | 16Inch Wheels |
| 19-2561 | | | R | | | | | | | | | 131 | | | | | | | | |
| 2.0 (96 kW) Eng.ALT 8/01-1/05 | | | | | | | | | | | | | | | | | | | | |
| 19-1581 | | -09/01 | F | | | | | | | 43 | 84 | 127 | | | | | | 40,25 | | 17/18Inch Wheels |
| 19-2105 | | -09/01 | F | | | | | | | 43 | 82 | | | | | | | 37 | | 16Inch Wheels |
| 19-2561 | | | R | | | | | | | | | 131 | | | | | | | | |

AUDI

| METELLI ref | Spare Parts | | F/R | L/R | | | ABS | A | B | C | D | E | F | G | H | I | L | M | Fig | NOTE |
|---|-------------|--------|-----|-----|--|--|-----|---|---|----|----|-----|---|---|---|---|---|-------|-----|------------------|
| 2.4 (100 kW) Eng.ALW (07.98-01.99), ARN (01.99-), ASM 7/98-1/05 | | | | | | | | | | | | | | | | | | | | |
| 19-1581 | | 05/01- | F | | | | | | | 43 | 84 | 127 | | | | | | 40,25 | | 17/18Inch Wheels |
| 19-2105 | | -09/01 | F | | | | | | | 43 | 82 | | | | | | | 37 | | 16Inch Wheels |
| 19-2561 | | | R | | | | | | | | | 131 | | | | | | | | |
| 2.4 (115 kW) Eng.APC 2/97-1/05 | | | | | | | | | | | | | | | | | | | | |
| 19-1581 | | 05/01- | F | | | | | | | 43 | 84 | 127 | | | | | | 40,25 | | 17/18Inch Wheels |
| 19-2105 | | -09/01 | F | | | | | | | 43 | 82 | | | | | | | 37 | | 16Inch Wheels |
| 19-2561 | | | R | | | | | | | | | 131 | | | | | | | | |
| 2.4 (120 kW) Eng.AJG, AMM, APZ 2/97-1/05 | | | | | | | | | | | | | | | | | | | | |
| 19-1581 | | 05/01- | F | | | | | | | 43 | 84 | 127 | | | | | | 40,25 | | 17/18Inch Wheels |
| 19-2105 | | -09/01 | F | | | | | | | 43 | 82 | | | | | | | 37 | | 16Inch Wheels |
| 19-2561 | | | R | | | | | | | | | 131 | | | | | | | | |
| 2.4 (121 kW) Eng.AGA (-01.99), ALF (-01.99), AML, APS (11.98-), 2/97-1/05 | | | | | | | | | | | | | | | | | | | | |
| 19-1581 | | 05/01- | F | | | | | | | 43 | 84 | 127 | | | | | | 40,25 | | 17/18Inch Wheels |
| 19-2105 | | -09/01 | F | | | | | | | 43 | 82 | | | | | | | 37 | | 16Inch Wheels |
| 19-2561 | | | R | | | | | | | | | 131 | | | | | | | | |
| 2.4 (125 kW) Eng.BDV 8/01-1/05 | | | | | | | | | | | | | | | | | | | | |
| 19-1581 | | -09/01 | F | | | | | | | 43 | 84 | 127 | | | | | | 40,25 | | 17/18Inch Wheels |
| 19-2105 | | -09/01 | F | | | | | | | 43 | 82 | | | | | | | 37 | | 16Inch Wheels |
| 19-2561 | | | R | | | | | | | | | 131 | | | | | | | | |
| 2.4 quattro (115 kW) Eng.APC 8/98-7/99 | | | | | | | | | | | | | | | | | | | | |
| 19-2105 | | | F/R | | | | | | | 43 | 82 | | | | | | | 37 | | |
| 2.4 quattro (120 kW) Eng.AJG, APZ 2/97-1/05 | | | | | | | | | | | | | | | | | | | | |
| 19-1581 | | 05/01- | F | | | | | | | 43 | 84 | 127 | | | | | | 40,25 | | 17/18Inch Wheels |
| 19-2105 | | -09/01 | F/R | | | | | | | 43 | 82 | | | | | | | 37 | | |
| 2.4 quattro (121 kW) Eng.AGA (-01.99), ALF (04.97-01.99), AML, APS (11.98- 2/97-1/05 | | | | | | | | | | | | | | | | | | | | |
| 19-1581 | | 05/01- | F | | | | | | | 43 | 84 | 127 | | | | | | 40,25 | | 17/18Inch Wheels |
| 19-2105 | | -09/01 | F/R | | | | | | | 43 | 82 | | | | | | | 37 | | |

AUDI

| METELLI ref | Spare Parts | | F/R | L/R | | | ABS | A | B | C | D | E | F | G | H | I | L | M | Fig | NOTE |
|---|-------------|--------|-----|-----|--|--|-----|---|---|----|----|-----|---|---|---|---|---|-------|-----|------------------|
| 2.4 quattro (125 kW) Eng.BDV 8/01-1/05 | | | | | | | | | | | | | | | | | | | | |
| 19-1581 | | -09/01 | F | | | | | | | 43 | 84 | 127 | | | | | | 40,25 | | 17/18Inch Wheels |
| 19-2105 | | -09/01 | F/R | | | | | | | 43 | 82 | | | | | | | 37 | | 16Inch Wheels |
| 2.5 TDI (110 kW) Eng.AFB (07.97-04.99), AKN (11.98-.) 7/97-1/05 | | | | | | | | | | | | | | | | | | | | |
| 19-1581 | | 05/01- | F | | | | | | | 43 | 84 | 127 | | | | | | 40,25 | | 17/18Inch Wheels |
| 19-2105 | | -09/01 | F | | | | | | | 43 | 82 | | | | | | | 37 | | 16Inch Wheels |
| 19-2561 | | | R | | | | | | | | | 131 | | | | | | | | |
| 2.5 TDI (114 kW) Eng.AYM 8/01-1/05 | | | | | | | | | | | | | | | | | | | | |
| 19-1581 | | -09/01 | F | | | | | | | 43 | 84 | 127 | | | | | | 40,25 | | 17/18Inch Wheels |
| 19-2105 | | -09/01 | F | | | | | | | 43 | 82 | | | | | | | 37 | | 16Inch Wheels |
| 19-2561 | | | R | | | | | | | | | 131 | | | | | | | | |
| 2.5 TDI (120 kW) Eng.BCZ, BDG, BFC 7/02-1/05 | | | | | | | | | | | | | | | | | | | | |
| 19-1581 | | | F | | | | | | | 43 | 84 | 127 | | | | | | 40,25 | | |
| 19-2561 | | | R | | | | | | | | | 131 | | | | | | | | |
| 2.5 TDI (132 kW) Eng.AKE, BAU (02.03-.), BDH (02.03-.) 2/00-1/05 | | | | | | | | | | | | | | | | | | | | |
| 19-1581 | | 05/01- | F | | | | | | | 43 | 84 | 127 | | | | | | 40,25 | | 17/18Inch Wheels |
| 19-2105 | | -09/01 | F | | | | | | | 43 | 82 | | | | | | | 37 | | 16Inch Wheels |
| 19-2561 | | | R | | | | | | | | | 131 | | | | | | | | |
| 2.5 TDI quattro (110 kW) Eng.AFB (07.97-07.98), AKN (11.98-.) 7/97-1/05 | | | | | | | | | | | | | | | | | | | | |
| 19-1581 | | 05/01- | F | | | | | | | 43 | 84 | 127 | | | | | | 40,25 | | 17/18Inch Wheels |
| 19-2105 | | -09/01 | F/R | | | | | | | 43 | 82 | | | | | | | 37 | | |
| 2.5 TDI quattro (132 kW) Eng.AKE, BAU (02.03-.), BDH (02.03-.) 2/00-1/05 | | | | | | | | | | | | | | | | | | | | |
| 19-1581 | | 05/01- | F | | | | | | | 43 | 84 | 127 | | | | | | 40,25 | | 17/18Inch Wheels |
| 19-2105 | | -09/01 | F/R | | | | | | | 43 | 82 | | | | | | | 37 | | |
| 2.7 (187 kW) Eng.APB, BEL 5/01-7/04 | | | | | | | | | | | | | | | | | | | | |
| 19-2561 | | | R | | | | | | | | | 131 | | | | | | | | |
| 2.7 T (169 kW) Eng.AJK 2/99-1/05 | | | | | | | | | | | | | | | | | | | | |
| 19-1581 | | 05/01- | F | | | | | | | 43 | 84 | 127 | | | | | | 40,25 | | 17/18Inch Wheels |
| 19-2105 | | -09/01 | F | | | | | | | 43 | 82 | | | | | | | 37 | | 16Inch Wheels |

AUDI

| METELLI ref | Spare Parts | | F/R | L/R | | ABS | A | B | C | D | E | F | G | H | I | L | M | Fig | NOTE |
|--|-------------|--------|-----|-----|--|-----|---|---|----|----|-----|---|---|---|---|---|-------|-----|------------------|
| 19-2561 | | | R | | | | | | | | 131 | | | | | | | | |
| 2.7 T quattro (169 kW) Eng.AJK (02.99-), AZA 12/97-1/05 | | | | | | | | | | | | | | | | | | | |
| 19-1581 | | 05/01- | F | | | | | | 43 | 84 | 127 | | | | | | 40,25 | | 17/18Inch Wheels |
| 19-2105 | | -09/01 | F/R | | | | | | 43 | 82 | | | | | | | 37 | | |
| 2.7 T quattro (184 kW) Eng.ARE, BES 8/01-1/05 | | | | | | | | | | | | | | | | | | | |
| 19-1581 | | -09/01 | F | | | | | | 43 | 84 | 127 | | | | | | 40,25 | | 17/18Inch Wheels |
| 19-2105 | | -09/01 | F/R | | | | | | 43 | 82 | | | | | | | 37 | | 16Inch Wheels |
| 2.8 (132 kW) Eng.AGE 10/97-5/00 | | | | | | | | | | | | | | | | | | | |
| 19-2105 | | | F | | | | | | 43 | 82 | | | | | | | 37 | | |
| 19-2561 | | | R | | | | | | | | 131 | | | | | | | | |
| 2.8 (140 kW) Eng.ATX 7/99-1/05 | | | | | | | | | | | | | | | | | | | |
| 19-1581 | | 05/01- | F | | | | | | 43 | 84 | 127 | | | | | | 40,25 | | 17/18Inch Wheels |
| 19-2105 | | -09/01 | F | | | | | | 43 | 82 | | | | | | | 37 | | 16Inch Wheels |
| 19-2561 | | | R | | | | | | | | 131 | | | | | | | | |
| 2.8 (142 kW) Eng.ACK (02.97-01.99), ALG (-01.99), AMX, APR (11.98- 2/97-1/05 | | | | | | | | | | | | | | | | | | | |
| 19-1581 | | 05/01- | F | | | | | | 43 | 84 | 127 | | | | | | 40,25 | | 17/18Inch Wheels |
| 19-2105 | | -09/01 | F | | | | | | 43 | 82 | | | | | | | 37 | | 16Inch Wheels |
| 19-2561 | | | R | | | | | | | | 131 | | | | | | | | |
| 2.8 quattro (132 kW) Eng.AGE (01.98-07.98) 1/98-4/00 | | | | | | | | | | | | | | | | | | | |
| 19-2105 | | | F/R | | | | | | 43 | 82 | | | | | | | 37 | | |
| 2.8 quattro (140 kW) Eng.ATX 7/99-5/01 | | | | | | | | | | | | | | | | | | | |
| 19-2105 | | | F/R | | | | | | 43 | 82 | | | | | | | 37 | | |
| 2.8 quattro (142 kW) Eng.ACK (04.97-12.98), ALG (06.97-01.99), AMX, APR (01 2/97-1/05 | | | | | | | | | | | | | | | | | | | |
| 19-1581 | | 05/01- | F | | | | | | 43 | 84 | 127 | | | | | | 40,25 | | 17/18Inch Wheels |
| 19-2105 | | -09/01 | F/R | | | | | | 43 | 82 | | | | | | | 37 | | |
| 3.0 (160 kW) Eng.BBJ 6/01-1/05 | | | | | | | | | | | | | | | | | | | |
| 19-2561 | | | R | | | | | | | | 131 | | | | | | | | |
| 3.0 (162 kW) Eng.ASN 8/01-1/05 | | | | | | | | | | | | | | | | | | | |
| 19-1581 | | -09/01 | F | | | | | | 43 | 84 | 127 | | | | | | 40,25 | | 17/18Inch Wheels |

AUDI

| METELLI ref | Spare Parts | | F/R | L/R | | ABS | A | B | C | D | E | F | G | H | I | L | M | Fig | NOTE |
|---|-------------|-------------|-----|-----|--|-----|---|---|----|----|-----|---|---|---|---|-------|---|-----|--------------------|
| 19-2105 | | -09/01 | F | | | | | | 43 | 82 | | | | | | 37 | | | 16Inch Wheels |
| 19-2561 | | | R | | | | | | | | 131 | | | | | | | | |
| 3.0 quattro (162 kW) Eng.ASN 8/01-1/05 | | | | | | | | | | | | | | | | | | | |
| 19-1581 | | -09/01 | F | | | | | | 43 | 84 | 127 | | | | | 40,25 | | | 17/18Inch Wheels |
| 19-2105 | | -09/01 | F/R | | | | | | 43 | 82 | | | | | | 37 | | | 16Inch Wheels |
| 4.2 quattro (220 kW) Eng.ARS (04.99-), ART, ASG, AWN 11/98-1/05 | | | | | | | | | | | | | | | | | | | |
| 19-1581 | | | F/R | | | | | | 43 | 84 | 127 | | | | | 40,25 | | | |
| RS6 quattro (331 kW) Eng.BCY 7/02-1/05 | | | | | | | | | | | | | | | | | | | |
| 19-1581 | | | F | | | | | | 43 | 84 | 127 | | | | | 40,25 | | | |
| 19-2105 | | | R | | | | | | 43 | 82 | | | | | | 37 | | | |
| S6 quattro (250 kW) Eng.ANK, AQJ (09.99-) 9/99-1/05 | | | | | | | | | | | | | | | | | | | |
| 19-1581 | | | F/R | | | | | | 43 | 84 | 127 | | | | | 40,25 | | | |
| A6 II Avant (4B5, C5) 12/97-1/05 | | | | | | | | | | | | | | | | | | | |
| 1.8 (85 kW) Eng.AFY 2/98-1/05 | | | | | | | | | | | | | | | | | | | |
| 19-2561 | | | R | | | | | | | | 131 | | | | | | | | |
| 1.8 (92 kW) Eng.AJP (12.97-), AQE (01.99-), ARH 12/97-1/05 | | | | | | | | | | | | | | | | | | | |
| 19-1581 | | 05/01- | F | | | | | | 43 | 84 | 127 | | | | | 40,25 | | | 17/18Inch Wheels |
| 19-2105 | | 05/01-09/01 | F | | | | | | 43 | 82 | | | | | | 37 | | | 16Inch Wheels |
| 19-2106 | | -05/01 | F | | | | | | 39 | 75 | | | | | | 37 | | | |
| 19-2561 | | | R | | | | | | | | 131 | | | | | | | | |
| 1.8 T (110 kW) Eng.AEB (12.97-01.99), ANB (01.99-), APU (11.98-), A 12/97-1/05 | | | | | | | | | | | | | | | | | | | |
| 19-1581 | | 05/01- | F | | | | | | 43 | 84 | 127 | | | | | 40,25 | | | 17/18Inch Wheels |
| 19-2105 | | -09/01 | F | | | | | | 43 | 82 | | | | | | 37 | | | A/T, 16Inch Wheels |
| 19-2106 | | -05/01 | F | | | | | | 39 | 75 | | | | | | 37 | | | M/T |
| 19-2561 | | | R | | | | | | | | 131 | | | | | | | | |
| 1.8 T (132 kW) Eng.AJL 4/99-1/05 | | | | | | | | | | | | | | | | | | | |
| 19-1581 | | 05/01- | F | | | | | | 43 | 84 | 127 | | | | | 40,25 | | | 17/18Inch Wheels |
| 19-2105 | | -09/01 | F | | | | | | 43 | 82 | | | | | | 37 | | | 16Inch Wheels |

AUDI

| METELLI ref | Spare Parts | | F/R | L/R | | ABS | A | B | C | D | E | F | G | H | I | L | M | Fig | NOTE |
|---|-------------|--------|-----|-----|--|-----|---|---|----|----|-----|---|---|---|---|---|-------|-----|--------------------|
| 19-2561 | | | R | | | | | | | | 131 | | | | | | | | |
| 1.8 T quattro (110 kW) Eng.AEB (02.98-01.99), ANB (01.99-), APU (11.98-), A 12/97-1/05 | | | | | | | | | | | | | | | | | | | |
| 19-1581 | | 06/01- | F | | | | | | 43 | 84 | 127 | | | | | | 40,25 | | 17/18Inch Wheels |
| 19-2105 | | -09/01 | F/R | | | | | | 43 | 82 | | | | | | | 37 | | A/T, 16Inch Wheels |
| 19-2106 | | -05/01 | F | | | | | | 39 | 75 | | | | | | | 37 | | M/T |
| 1.8 T quattro (132 kW) Eng.AJL (02.98-) 12/97-1/05 | | | | | | | | | | | | | | | | | | | |
| 19-1581 | | 06/01- | F | | | | | | 43 | 84 | 127 | | | | | | 40,25 | | 17/18Inch Wheels |
| 19-2105 | | -09/01 | F/R | | | | | | 43 | 82 | | | | | | | 37 | | 16Inch Wheels |
| 1.9 TDI (81 kW) Eng.AFN, AVG 2/98-4/01 | | | | | | | | | | | | | | | | | | | |
| 19-2105 | | | F | | | | | | 43 | 82 | | | | | | | 37 | | |
| 19-2561 | | | R | | | | | | | | 131 | | | | | | | | |
| 1.9 TDI (85 kW) Eng.AJM 7/00-1/05 | | | | | | | | | | | | | | | | | | | |
| 19-1581 | | 05/01- | F | | | | | | 43 | 84 | 127 | | | | | | 40,25 | | 17/18Inch Wheels |
| 19-2105 | | -09/01 | F | | | | | | 43 | 82 | | | | | | | 37 | | 16Inch Wheels |
| 19-2561 | | | R | | | | | | | | 131 | | | | | | | | |
| 1.9 TDI (96 kW) Eng.AVF, AWX 8/01-1/05 | | | | | | | | | | | | | | | | | | | |
| 19-1581 | | | F | | | | | | 43 | 84 | 127 | | | | | | 40,25 | | 17/18Inch Wheels |
| 19-2105 | | | F | | | | | | 43 | 82 | | | | | | | 37 | | 16Inch Wheels |
| 19-2561 | | | R | | | | | | | | 131 | | | | | | | | |
| 2.0 (96 kW) Eng.ALT 8/01-1/05 | | | | | | | | | | | | | | | | | | | |
| 19-1581 | | -09/01 | F | | | | | | 43 | 84 | 127 | | | | | | 40,25 | | 17/18Inch Wheels |
| 19-2105 | | -09/01 | F | | | | | | 43 | 82 | | | | | | | 37 | | 16Inch Wheels |
| 19-2561 | | | R | | | | | | | | 131 | | | | | | | | |
| 2.4 (100 kW) Eng.ALW (07.98-01.99), ARN (01.99-), ASM 7/98-1/05 | | | | | | | | | | | | | | | | | | | |
| 19-1581 | | 05/01- | F | | | | | | 43 | 84 | 127 | | | | | | 40,25 | | 17/18Inch Wheels |
| 19-2105 | | -09/01 | F | | | | | | 43 | 82 | | | | | | | 37 | | 16Inch Wheels |
| 19-2561 | | | R | | | | | | | | 131 | | | | | | | | |
| 2.4 (115 kW) Eng.APC 12/97-1/05 | | | | | | | | | | | | | | | | | | | |
| 19-1581 | | 05/01- | F | | | | | | 43 | 84 | 127 | | | | | | 40,25 | | 17/18Inch Wheels |

AUDI

| METELLI ref | Spare Parts | | F/R | L/R | | | ABS | A | B | C | D | E | F | G | H | I | L | M | Fig | NOTE |
|---|-------------|--------|-----|-----|--|--|-----|---|---|----|----|-----|---|---|---|---|---|-------|-----|------------------|
| 19-2105 | | -09/01 | F | | | | | | | 43 | 82 | | | | | | | 37 | | 16Inch Wheels |
| 19-2561 | | | R | | | | | | | | | 131 | | | | | | | | |
| 2.4 (120 kW) Eng.AJG, AMM, APZ 12/97-1/05 | | | | | | | | | | | | | | | | | | | | |
| 19-1581 | | 05/01- | F | | | | | | | 43 | 84 | 127 | | | | | | 40,25 | | 17/18Inch Wheels |
| 19-2105 | | -09/01 | F | | | | | | | 43 | 82 | | | | | | | 37 | | 16Inch Wheels |
| 19-2561 | | | R | | | | | | | | | 131 | | | | | | | | |
| 2.4 (121 kW) Eng.AGA (-01.99), ALF (-01.99), AML, APS (11.98-), 12/97-1/05 | | | | | | | | | | | | | | | | | | | | |
| 19-1581 | | 05/01- | F | | | | | | | 43 | 84 | 127 | | | | | | 40,25 | | 17/18Inch Wheels |
| 19-2105 | | -09/01 | F | | | | | | | 43 | 82 | | | | | | | 37 | | 16Inch Wheels |
| 19-2561 | | | R | | | | | | | | | 131 | | | | | | | | |
| 2.4 (125 kW) Eng.BDV 8/01-1/05 | | | | | | | | | | | | | | | | | | | | |
| 19-1581 | | -09/01 | F | | | | | | | 43 | 84 | 127 | | | | | | 40,25 | | 17/18Inch Wheels |
| 19-2105 | | -09/01 | F | | | | | | | 43 | 82 | | | | | | | 37 | | 16Inch Wheels |
| 19-2561 | | | R | | | | | | | | | 131 | | | | | | | | |
| 2.4 quattro (115 kW) Eng.APC 8/98-5/01 | | | | | | | | | | | | | | | | | | | | |
| 19-2105 | | | F/R | | | | | | | 43 | 82 | | | | | | | 37 | | |
| 2.4 quattro (120 kW) Eng.AJG, APZ 12/97-1/05 | | | | | | | | | | | | | | | | | | | | |
| 19-1581 | | 05/01- | F | | | | | | | 43 | 84 | 127 | | | | | | 40,25 | | 17/18Inch Wheels |
| 19-2105 | | -09/01 | F/R | | | | | | | 43 | 82 | | | | | | | 37 | | 16Inch Wheels |
| 2.4 quattro (121 kW) Eng.AGA (12.97-01.99), ALF (02.98-01.99), AML, APS (11 12/97-1/05 | | | | | | | | | | | | | | | | | | | | |
| 19-1581 | | 05/01- | F | | | | | | | 43 | 84 | 127 | | | | | | 40,25 | | 17/18Inch Wheels |
| 19-2105 | | -09/01 | F/R | | | | | | | 43 | 82 | | | | | | | 37 | | 16Inch Wheels |
| 2.4 quattro (125 kW) Eng.BDV 8/01-1/05 | | | | | | | | | | | | | | | | | | | | |
| 19-1581 | | -09/01 | F | | | | | | | 43 | 84 | 127 | | | | | | 40,25 | | 17/18Inch Wheels |
| 19-2105 | | -09/01 | F/R | | | | | | | 43 | 82 | | | | | | | 37 | | 16Inch Wheels |
| 2.5 TDI (110 kW) Eng.AFB (12.97-), AKN (11.98-) 12/97-1/05 | | | | | | | | | | | | | | | | | | | | |
| 19-1581 | | 05/01- | F | | | | | | | 43 | 84 | 127 | | | | | | 40,25 | | 17/18Inch Wheels |
| 19-2105 | | -09/01 | F | | | | | | | 43 | 82 | | | | | | | 37 | | 16Inch Wheels |
| 19-2561 | | | R | | | | | | | | | 131 | | | | | | | | |

AUDI

| METELLI ref | Spare Parts | | F/R | L/R | | | ABS | A | B | C | D | E | F | G | H | I | L | M | Fig | NOTE |
|--|-------------|--------|-----|-----|--|--|-----|---|---|----|----|-----|---|---|---|---|-------|---|-----|------------------|
| 2.5 TDI (114 kW) Eng.AYM 8/01-1/05 | | | | | | | | | | | | | | | | | | | | |
| 19-1581 | | -09/01 | F | | | | | | | 43 | 84 | 127 | | | | | 40,25 | | | 17/18Inch Wheels |
| 19-2105 | | -09/01 | F | | | | | | | 43 | 82 | | | | | | 37 | | | 16Inch Wheels |
| 19-2561 | | | R | | | | | | | | | 131 | | | | | | | | |
| 2.5 TDI (120 kW) Eng.BCZ, BDG, BFC 7/02-1/05 | | | | | | | | | | | | | | | | | | | | |
| 19-1581 | | | F | | | | | | | 43 | 84 | 127 | | | | | 40,25 | | | |
| 19-2561 | | | R | | | | | | | | | 131 | | | | | | | | |
| 2.5 TDI (132 kW) Eng.AKE, BAU (02.03-), BDH (02.03-) 2/00-1/05 | | | | | | | | | | | | | | | | | | | | |
| 19-1581 | | 05/01- | F | | | | | | | 43 | 84 | 127 | | | | | 40,25 | | | 17/18Inch Wheels |
| 19-2105 | | -09/01 | F | | | | | | | 43 | 82 | | | | | | 37 | | | 16Inch Wheels |
| 19-2561 | | | R | | | | | | | | | 131 | | | | | | | | |
| 2.5 TDI quattro (110 kW) Eng.AFB (02.98-), AKN (11.98-) 12/97-1/05 | | | | | | | | | | | | | | | | | | | | |
| 19-1581 | | 06/01- | F | | | | | | | 43 | 84 | 127 | | | | | 40,25 | | | 17/18Inch Wheels |
| 19-2105 | | -09/01 | F/R | | | | | | | 43 | 82 | | | | | | 37 | | | 16Inch Wheels |
| 2.5 TDI quattro (132 kW) Eng.AKE (02.00-), BAU (02.03-), BDH (02.03-) 2/00-1/05 | | | | | | | | | | | | | | | | | | | | |
| 19-1581 | | 05/01- | F | | | | | | | 43 | 84 | 127 | | | | | 40,25 | | | 17/18Inch Wheels |
| 19-2105 | | -09/01 | F/R | | | | | | | 43 | 82 | | | | | | 37 | | | 16Inch Wheels |
| 2.7 T (169 kW) Eng.AJK 2/99-1/05 | | | | | | | | | | | | | | | | | | | | |
| 19-1581 | | 05/01- | F | | | | | | | 43 | 84 | 127 | | | | | 40,25 | | | 17/18Inch Wheels |
| 19-2105 | | -09/01 | F | | | | | | | 43 | 82 | | | | | | 37 | | | 16Inch Wheels |
| 19-2561 | | | R | | | | | | | | | 131 | | | | | | | | |
| 2.7 T quattro (169 kW) Eng.AJK (02.99-), AZA 12/97-1/05 | | | | | | | | | | | | | | | | | | | | |
| 19-1581 | | 05/01- | F | | | | | | | 43 | 84 | 127 | | | | | 40,25 | | | 17/18Inch Wheels |
| 19-2105 | | -09/01 | F/R | | | | | | | 43 | 82 | | | | | | 37 | | | 16Inch Wheels |
| 2.7 T quattro (184 kW) Eng.ARE, BES 8/01-1/05 | | | | | | | | | | | | | | | | | | | | |
| 19-1581 | | -09/01 | F | | | | | | | 43 | 84 | 127 | | | | | 40,25 | | | 17/18Inch Wheels |
| 19-2105 | | -09/01 | F/R | | | | | | | 43 | 82 | | | | | | 37 | | | 16Inch Wheels |
| 2.8 (132 kW) Eng.AGE 12/97-5/00 | | | | | | | | | | | | | | | | | | | | |
| 19-2105 | | | F | | | | | | | 43 | 82 | | | | | | 37 | | | |

AUDI

| METELLI ref | Spare Parts | | F/R | L/R | | | ABS | A | B | C | D | E | F | G | H | I | L | M | Fig | NOTE | |
|---|-------------|--------|-----|-----|--|--|-----|---|---|----|----|-----|---|---|---|---|---|-------|-----|------|------------------|
| 19-2561 | | | R | | | | | | | | | 131 | | | | | | | | | |
| 2.8 (140 kW) Eng.ATX 7/99-1/05 | | | | | | | | | | | | | | | | | | | | | |
| 19-1581 | | 05/01- | F | | | | | | | 43 | 84 | 127 | | | | | | 40,25 | | | 17/18Inch Wheels |
| 19-2105 | | -09/01 | F | | | | | | | 43 | 82 | | | | | | | 37 | | | 16Inch Wheels |
| 19-2561 | | | R | | | | | | | | | 131 | | | | | | | | | |
| 2.8 (142 kW) Eng.ACK (12.97-01.99), ALG (-.01.99), AMX, APR (11.98- 12/97-1/05 | | | | | | | | | | | | | | | | | | | | | |
| 19-1581 | | 05/01- | F | | | | | | | 43 | 84 | 127 | | | | | | 40,25 | | | 17/18Inch Wheels |
| 19-2105 | | -09/01 | F | | | | | | | 43 | 82 | | | | | | | 37 | | | 16Inch Wheels |
| 2.8 quattro (142 kW) Eng.ACK (02.98-12.98), ALG (02.98-01.99), AMX, APR (01 12/97-1/05 | | | | | | | | | | | | | | | | | | | | | |
| 19-1581 | | 05/01- | F | | | | | | | 43 | 84 | 127 | | | | | | 40,25 | | | 17/18Inch Wheels |
| 19-2105 | | -09/01 | F/R | | | | | | | 43 | 82 | | | | | | | 37 | | | 16Inch Wheels |
| 3.0 (160 kW) Eng.BBJ 6/01-1/05 | | | | | | | | | | | | | | | | | | | | | |
| 19-2561 | | | R | | | | | | | | | 131 | | | | | | | | | |
| 3.0 (162 kW) Eng.ASN 8/01-1/05 | | | | | | | | | | | | | | | | | | | | | |
| 19-1581 | | -09/01 | F | | | | | | | 43 | 84 | 127 | | | | | | 40,25 | | | 17/18Inch Wheels |
| 19-2105 | | -09/01 | F | | | | | | | 43 | 82 | | | | | | | 37 | | | 16Inch Wheels |
| 19-2561 | | | R | | | | | | | | | 131 | | | | | | | | | |
| 3.0 quattro (162 kW) Eng.ASN 8/01-1/05 | | | | | | | | | | | | | | | | | | | | | |
| 19-1581 | | -09/01 | F | | | | | | | 43 | 84 | 127 | | | | | | 40,25 | | | 17/18Inch Wheels |
| 19-2105 | | -09/01 | F/R | | | | | | | 43 | 82 | | | | | | | 37 | | | 16Inch Wheels |
| 4.2 quattro (220 kW) Eng.ARS (04.99-.), ASG 11/98-1/05 | | | | | | | | | | | | | | | | | | | | | |
| 19-1581 | | | F/R | | | | | | | 43 | 84 | 127 | | | | | | 40,25 | | | |
| RS6 plus quattro (353 kW) Eng.BRV 4/04-1/05 | | | | | | | | | | | | | | | | | | | | | |
| 19-1581 | | | F | | | | | | | 43 | 84 | 127 | | | | | | 40,25 | | | |
| 19-2105 | | | R | | | | | | | 43 | 82 | | | | | | | 37 | | | |
| RS6 quattro (331 kW) Eng.BCY 7/02-1/05 | | | | | | | | | | | | | | | | | | | | | |
| 19-1581 | | | F | | | | | | | 43 | 84 | 127 | | | | | | 40,25 | | | |
| 19-2105 | | | R | | | | | | | 43 | 82 | | | | | | | 37 | | | |

AUDI

| METELLI ref | Spare Parts | | F/R | L/R | | | ABS | A | B | C | D | E | F | G | H | I | L | M | Fig | NOTE |
|--|-------------|--|-----|-----|--|--|-----|---|----|----|----|-----|---|---|---|---|---|----|-------|------|
| S6 quattro (250 kW) Eng.ANK, AQJ, BBD 9/99-1/05 | | | | | | | | | | | | | | | | | | | | |
| 19-1581 | | | F/R | | | | | | | 43 | 84 | 127 | | | | | | | 40,25 | |
| A6 III (4F2, C6) 5/04-3/11 | | | | | | | | | | | | | | | | | | | | |
| 2.0 TDI (89 kW) Eng.BVG 9/05-6/06 | | | | | | | | | | | | | | | | | | | | |
| 19-2785 | | | F | | | | | | | 43 | 85 | | | | | | | 29 | 40,25 | |
| 19-2882 | | | R | | | | | | 36 | | | 131 | | | | | | | 96 | |
| 2.0 TDI (100 kW) Eng.BNA, BRF, CAGB 7/04-3/11 | | | | | | | | | | | | | | | | | | | | |
| 19-2785 | | | F | | | | | | | 43 | 85 | | | | | | | 29 | 40,25 | |
| 19-2882 | | | R | | | | | | 36 | | | 131 | | | | | | | 96 | |
| 2.0 TDI (103 kW) Eng.BLB, BRE 7/04-10/08 | | | | | | | | | | | | | | | | | | | | |
| 19-2785 | | | F | | | | | | | 43 | 85 | | | | | | | 29 | 40,25 | |
| 2.0 TDI (120 kW) Eng.CAHB 4/09-3/11 | | | | | | | | | | | | | | | | | | | | |
| 19-2785 | | | F | | | | | | | 43 | 85 | | | | | | | 29 | 40,25 | |
| 19-2882 | | | R | | | | | | 36 | | | 131 | | | | | | | 96 | |
| 2.0 TDI (125 kW) Eng.CAHA 11/08-3/11 | | | | | | | | | | | | | | | | | | | | |
| 19-2785 | | | F | | | | | | | 43 | 85 | | | | | | | 29 | 40,25 | |
| 19-2882 | | | R | | | | | | 36 | | | 131 | | | | | | | 96 | |
| 2.0 TFSI (125 kW) Eng.BPJ, BYK 6/05-3/11 | | | | | | | | | | | | | | | | | | | | |
| 19-2785 | | | F | | | | | | | 43 | 85 | | | | | | | 29 | 40,25 | |
| 19-2882 | | | R | | | | | | 36 | | | 131 | | | | | | | 96 | |
| 2.4 (130 kW) Eng.BDW 5/04-10/08 | | | | | | | | | | | | | | | | | | | | |
| 19-2785 | | | F | | | | | | | 43 | 85 | | | | | | | 29 | 40,25 | |
| 19-2882 | | | R | | | | | | 36 | | | 131 | | | | | | | 96 | |
| 2.4 quattro (130 kW) Eng.BDW 1/05-10/08 | | | | | | | | | | | | | | | | | | | | |
| 19-2778 | | | R | | | | | | | 45 | 92 | 135 | | | | | | 30 | 42,25 | |
| 19-2785 | | | F | | | | | | | 43 | 85 | | | | | | | 29 | 40,25 | |
| 2.7 TDI (120 kW) Eng.BSG, CANB 11/04-3/11 | | | | | | | | | | | | | | | | | | | | |
| 19-2778 | | | F | | | | | | | 45 | 92 | 135 | | | | | | 30 | 42,25 | |

AUDI

| METELLI ref | Spare Parts | | F/R | L/R | | | ABS | A | B | C | D | E | F | G | H | I | L | M | Fig | NOTE |
|---|-------------|--|-----|-----|--|--|-----|---|----|----|----|-----|---|---|---|---|----|-------|-----|------|
| 19-2882 | | | R | | | | | | 36 | | | 131 | | | | | 96 | | | |
| 2.7 TDI (132 kW) Eng.BPP 11/04-10/08 | | | | | | | | | | | | | | | | | | | | |
| 19-2778 | | | F | | | | | | | 45 | 92 | 135 | | | | | 30 | 42,25 | | |
| 19-2882 | | | R | | | | | | 36 | | | 131 | | | | | 96 | | | |
| 2.7 TDI (140 kW) Eng.CANA 10/08-3/11 | | | | | | | | | | | | | | | | | | | | |
| 19-2778 | | | F | | | | | | | 45 | 92 | 135 | | | | | 30 | 42,25 | | |
| 19-2882 | | | R | | | | | | 36 | | | 131 | | | | | 96 | | | |
| 2.7 TDI quattro (120 kW) Eng.BSG, CAND 6/05-3/11 | | | | | | | | | | | | | | | | | | | | |
| 19-2778 | | | F/R | | | | | | | 45 | 92 | 135 | | | | | 30 | 42,25 | | |
| 2.7 TDI quattro (132 kW) Eng.BPP 11/04-10/08 | | | | | | | | | | | | | | | | | | | | |
| 19-2778 | | | F/R | | | | | | | 45 | 92 | 135 | | | | | 30 | 42,25 | | |
| 2.7 TDI quattro (140 kW) Eng.CANC 10/08-3/11 | | | | | | | | | | | | | | | | | | | | |
| 19-2778 | | | F/R | | | | | | | 45 | 92 | 135 | | | | | 30 | 42,25 | | |
| 2.8 FSI (140 kW) Eng.CCDA 10/08-3/11 | | | | | | | | | | | | | | | | | | | | |
| 19-2785 | | | F | | | | | | | 43 | 85 | | | | | | 29 | 40,25 | | |
| 19-2882 | | | R | | | | | | 36 | | | 131 | | | | | 96 | | | |
| 2.8 FSI (154 kW) Eng.BDX 11/06-10/08 | | | | | | | | | | | | | | | | | | | | |
| 19-2785 | | | F | | | | | | | 43 | 85 | | | | | | 29 | 40,25 | | |
| 19-2882 | | | R | | | | | | 36 | | | 131 | | | | | 96 | | | |
| 2.8 FSI (162 kW) Eng.CCEA 10/08-3/11 | | | | | | | | | | | | | | | | | | | | |
| 19-2785 | | | F | | | | | | | 43 | 85 | | | | | | 29 | 40,25 | | |
| 19-2882 | | | R | | | | | | 36 | | | 131 | | | | | 96 | | | |
| 2.8 FSI quattro (140 kW) Eng.CCDA 10/08-3/11 | | | | | | | | | | | | | | | | | | | | |
| 19-2778 | | | R | | | | | | | 45 | 92 | 135 | | | | | 30 | 42,25 | | |
| 19-2785 | | | F | | | | | | | 43 | 85 | | | | | | 29 | 40,25 | | |
| 2.8 FSI quattro (154 kW) Eng.BDX 6/07-10/08 | | | | | | | | | | | | | | | | | | | | |
| 19-2778 | | | R | | | | | | | 45 | 92 | 135 | | | | | 30 | 42,25 | | |
| 19-2785 | | | F | | | | | | | 43 | 85 | | | | | | 29 | 40,25 | | |

AUDI

| METELLI ref | Spare Parts | | F/R | L/R | | | ABS | A | B | C | D | E | F | G | H | I | L | M | Fig | NOTE |
|---|-------------|--|-----|-----|--|--|-----|---|----|----|----|-----|---|---|---|---|----|-------|-----|------|
| 2.8 FSI quattro (162 kW) Eng.CCEA 10/08-3/11 | | | | | | | | | | | | | | | | | | | | |
| 19-2778 | | | R | | | | | | | 45 | 92 | 135 | | | | | 30 | 42,25 | | |
| 19-2785 | | | F | | | | | | | 43 | 85 | | | | | | 29 | 40,25 | | |
| 3.0 (160 kW) Eng.BBJ 8/04-5/06 | | | | | | | | | | | | | | | | | | | | |
| 19-2785 | | | F | | | | | | | 43 | 85 | | | | | | 29 | 40,25 | | |
| 19-2882 | | | R | | | | | | 36 | | | 131 | | | | | | 96 | | |
| 3.0 quattro (160 kW) Eng.BBJ 5/04-5/06 | | | | | | | | | | | | | | | | | | | | |
| 19-2778 | | | R | | | | | | | 45 | 92 | 135 | | | | | 30 | 42,25 | | |
| 19-2785 | | | F | | | | | | | 43 | 85 | | | | | | 29 | 40,25 | | |
| 3.0 TDI quattro (155 kW) Eng.BNG, CDYB 5/04-3/11 | | | | | | | | | | | | | | | | | | | | |
| 19-2778 | | | F/R | | | | | | | 45 | 92 | 135 | | | | | 30 | 42,25 | | |
| 3.0 TDI quattro (165 kW) Eng.BMK (05.04-.) 5/04-5/06 | | | | | | | | | | | | | | | | | | | | |
| 19-2778 | | | F/R | | | | | | | 45 | 92 | 135 | | | | | 30 | 42,25 | | |
| 3.0 TDI quattro (171 kW) Eng.ASB 6/06-10/08 | | | | | | | | | | | | | | | | | | | | |
| 19-2778 | | | F/R | | | | | | | 45 | 92 | 135 | | | | | 30 | 42,25 | | |
| 3.0 TDI quattro (176 kW) Eng.CDYA, CDYC 10/08-3/11 | | | | | | | | | | | | | | | | | | | | |
| 19-2778 | | | F/R | | | | | | | 45 | 92 | 135 | | | | | 30 | 42,25 | | |
| 3.0 TFSI quattro (213 kW) Eng.CAJA 10/08-3/11 | | | | | | | | | | | | | | | | | | | | |
| 19-2778 | | | F/R | | | | | | | 45 | 92 | 135 | | | | | 30 | 42,25 | | |
| 3.0 TFSI quattro (220 kW) Eng.CCAA 10/08-3/11 | | | | | | | | | | | | | | | | | | | | |
| 19-2778 | | | F/R | | | | | | | 45 | 92 | 135 | | | | | 30 | 42,25 | | |
| 3.2 FSI (188 kW) Eng.AUK, BKH 5/04-5/09 | | | | | | | | | | | | | | | | | | | | |
| 19-2785 | | | F | | | | | | | 43 | 85 | | | | | | 29 | 40,25 | | |
| 19-2882 | | | R | | | | | | 36 | | | 131 | | | | | | 96 | | |
| 3.2 FSI (195 kW) Eng.CALA 5/09-3/11 | | | | | | | | | | | | | | | | | | | | |
| 19-2785 | | | F | | | | | | | 43 | 85 | | | | | | 29 | 40,25 | | |
| 19-2882 | | | R | | | | | | 36 | | | 131 | | | | | | 96 | | |
| 3.2 FSI quattro (188 kW) Eng.AUK, BKH 5/04-10/08 | | | | | | | | | | | | | | | | | | | | |
| 19-2778 | | | R | | | | | | | 45 | 92 | 135 | | | | | 30 | 42,25 | | |

AUDI

| METELLI ref | Spare Parts | | F/R | L/R | | | ABS | A | B | C | D | E | F | G | H | I | L | M | Fig | NOTE |
|---|-------------|--|-----|-----|--|--|-----|---|---|----|----|-----|---|---|---|----|-------|---|-----|------|
| 19-2785 | | | F | | | | | | | 43 | 85 | | | | | 29 | 40,25 | | | |
| 4.2 FSI quattro (257 kW) Eng.BVJ 6/06-3/11 | | | | | | | | | | | | | | | | | | | | |
| 19-2778 | | | F/R | | | | | | | 45 | 92 | 135 | | | | 30 | 42,25 | | | |
| 4.2 quattro (246 kW) Eng.BAT, BNK 5/04-5/06 | | | | | | | | | | | | | | | | | | | | |
| 19-2778 | | | F/R | | | | | | | 45 | 92 | 135 | | | | 30 | 42,25 | | | |
| RS6 quattro (426 kW) Eng.BUH 9/08-8/10 | | | | | | | | | | | | | | | | | | | | |
| 19-2778 | | | F/R | | | | | | | 45 | 92 | 135 | | | | 30 | 42,25 | | | |
| S6 quattro (320 kW) Eng.BXA 3/06-3/11 | | | | | | | | | | | | | | | | | | | | |
| 19-2778 | | | F/R | | | | | | | 45 | 92 | 135 | | | | 30 | 42,25 | | | |
| A6 III Allroad (4FH, C6) 5/06-8/11 | | | | | | | | | | | | | | | | | | | | |
| 2.7 TDI quattro (120 kW) Eng.BSG, CAND 5/06-8/11 | | | | | | | | | | | | | | | | | | | | |
| 19-2778 | | | F/R | | | | | | | 45 | 92 | 135 | | | | 30 | 42,25 | | | |
| 2.7 TDI quattro (132 kW) Eng.BPP 3/06-10/08 | | | | | | | | | | | | | | | | | | | | |
| 19-2778 | | | F/R | | | | | | | 45 | 92 | 135 | | | | 30 | 42,25 | | | |
| 2.7 TDI quattro (140 kW) Eng.CANC 10/08-8/11 | | | | | | | | | | | | | | | | | | | | |
| 19-2778 | | | F/R | | | | | | | 45 | 92 | 135 | | | | 30 | 42,25 | | | |
| 3.0 TDI quattro (155 kW) Eng.BNG, CDYB 5/06-8/11 | | | | | | | | | | | | | | | | | | | | |
| 19-2778 | | | F/R | | | | | | | 45 | 92 | 135 | | | | 30 | 42,25 | | | |
| 3.0 TDI quattro (171 kW) Eng.ASB 5/06-10/08 | | | | | | | | | | | | | | | | | | | | |
| 19-2778 | | | F/R | | | | | | | 45 | 92 | 135 | | | | 30 | 42,25 | | | |
| 3.0 TDI quattro (176 kW) Eng.CDYA, CDYC 10/08-8/11 | | | | | | | | | | | | | | | | | | | | |
| 19-2778 | | | F/R | | | | | | | 45 | 92 | 135 | | | | 30 | 42,25 | | | |
| 3.0 TFSI quattro (213 kW) Eng.CAJA 10/08-8/11 | | | | | | | | | | | | | | | | | | | | |
| 19-2778 | | | R | | | | | | | 45 | 92 | 135 | | | | 30 | 42,25 | | | |
| 19-2785 | | | F | | | | | | | 43 | 85 | | | | | 29 | 40,25 | | | |
| 3.2 FSI quattro (188 kW) Eng.AUK 5/06-10/08 | | | | | | | | | | | | | | | | | | | | |
| 19-2778 | | | R | | | | | | | 45 | 92 | 135 | | | | 30 | 42,25 | | | |
| 19-2785 | | | F | | | | | | | 43 | 85 | | | | | 29 | 40,25 | | | |

AUDI

| METELLI ref | Spare Parts | | F/R | L/R | | | ABS | A | B | C | D | E | F | G | H | I | L | M | Fig | NOTE |
|--|-------------|--|-----|-----|--|--|-----|---|----|----|----|-----|---|---|---|---|----|-------|-----|------|
| 4.2 FSI quattro (257 kW) Eng.BVJ 5/06-12/10 | | | | | | | | | | | | | | | | | | | | |
| 19-2778 | | | F/R | | | | | | | 45 | 92 | 135 | | | | | 30 | 42,25 | | |
| A6 III Avant (4F5, C6) 3/05-8/11 | | | | | | | | | | | | | | | | | | | | |
| 2.0 TDI (89 kW) Eng.BVG 9/05-6/06 | | | | | | | | | | | | | | | | | | | | |
| 19-2785 | | | F | | | | | | | 43 | 85 | | | | | | 29 | 40,25 | | |
| 19-2882 | | | R | | | | | | 36 | | | 131 | | | | | | 96 | | |
| 2.0 TDI (100 kW) Eng.BNA, BRF, CAGB 6/05-8/11 | | | | | | | | | | | | | | | | | | | | |
| 19-2785 | | | F | | | | | | | 43 | 85 | | | | | | 29 | 40,25 | | |
| 19-2882 | | | R | | | | | | 36 | | | 131 | | | | | | 96 | | |
| 2.0 TDI (103 kW) Eng.BLB, BRE 6/05-10/08 | | | | | | | | | | | | | | | | | | | | |
| 19-2785 | | | F | | | | | | | 43 | 85 | | | | | | 29 | 40,25 | | |
| 19-2882 | | | R | | | | | | 36 | | | 131 | | | | | | 96 | | |
| 2.0 TDI (120 kW) Eng.CAHB 4/09-8/11 | | | | | | | | | | | | | | | | | | | | |
| 19-2785 | | | F | | | | | | | 43 | 85 | | | | | | 29 | 40,25 | | |
| 19-2882 | | | R | | | | | | 36 | | | 131 | | | | | | 96 | | |
| 2.0 TDI (125 kW) Eng.CAHA 10/08-8/11 | | | | | | | | | | | | | | | | | | | | |
| 19-2785 | | | F | | | | | | | 43 | 85 | | | | | | 29 | 40,25 | | |
| 19-2882 | | | R | | | | | | 36 | | | 131 | | | | | | 96 | | |
| 2.0 TFSI (125 kW) Eng.BPJ 6/05-8/11 | | | | | | | | | | | | | | | | | | | | |
| 19-2785 | | | F | | | | | | | 43 | 85 | | | | | | 29 | 40,25 | | |
| 19-2882 | | | R | | | | | | 36 | | | 131 | | | | | | 96 | | |
| 2.4 (130 kW) Eng.BDW 3/05-10/08 | | | | | | | | | | | | | | | | | | | | |
| 19-2785 | | | F | | | | | | | 43 | 85 | | | | | | 29 | 40,25 | | |
| 19-2882 | | | R | | | | | | 36 | | | 131 | | | | | | 96 | | |
| 2.4 quattro (130 kW) Eng.BDW 3/05-10/08 | | | | | | | | | | | | | | | | | | | | |
| 19-2778 | | | R | | | | | | | 45 | 92 | 135 | | | | | 30 | 42,25 | | |
| 19-2785 | | | F | | | | | | | 43 | 85 | | | | | | 29 | 40,25 | | |

AUDI

| METELLI ref | Spare Parts | | F/R | L/R | | | ABS | A | B | C | D | E | F | G | H | I | L | M | Fig | NOTE | |
|---|-------------|--|-----|-----|--|--|-----|---|----|----|----|-----|---|---|---|---|----|-------|-----|------|--|
| 2.7 TDI (120 kW) Eng.BSG, CANB 3/05-8/11 | | | | | | | | | | | | | | | | | | | | | |
| 19-2778 | | | F | | | | | | | 45 | 92 | 135 | | | | | 30 | 42,25 | | | |
| 19-2882 | | | R | | | | | | 36 | | | 131 | | | | | 96 | | | | |
| 2.7 TDI (132 kW) Eng.BPP 3/05-10/08 | | | | | | | | | | | | | | | | | | | | | |
| 19-2778 | | | F | | | | | | | 45 | 92 | 135 | | | | | 30 | 42,25 | | | |
| 19-2882 | | | R | | | | | | 36 | | | 131 | | | | | 96 | | | | |
| 2.7 TDI (140 kW) Eng.CANA 10/08-8/11 | | | | | | | | | | | | | | | | | | | | | |
| 19-2778 | | | F | | | | | | | 45 | 92 | 135 | | | | | 30 | 42,25 | | | |
| 19-2882 | | | R | | | | | | 36 | | | 131 | | | | | 96 | | | | |
| 2.7 TDI quattro (120 kW) Eng.BSG, CAND 6/05-8/11 | | | | | | | | | | | | | | | | | | | | | |
| 19-2778 | | | F/R | | | | | | | 45 | 92 | 135 | | | | | 30 | 42,25 | | | |
| 2.7 TDI quattro (132 kW) Eng.BPP 11/04-10/08 | | | | | | | | | | | | | | | | | | | | | |
| 19-2778 | | | F/R | | | | | | | 45 | 92 | 135 | | | | | 30 | 42,25 | | | |
| 2.7 TDI quattro (140 kW) Eng.CANC 10/08-8/11 | | | | | | | | | | | | | | | | | | | | | |
| 19-2778 | | | F/R | | | | | | | 45 | 92 | 135 | | | | | 30 | 42,25 | | | |
| 2.8 FSI (140 kW) Eng.CCDA 10/08-8/11 | | | | | | | | | | | | | | | | | | | | | |
| 19-2785 | | | F | | | | | | | 43 | 85 | | | | | | 29 | 40,25 | | | |
| 19-2882 | | | R | | | | | | 36 | | | 131 | | | | | 96 | | | | |
| 2.8 FSI (154 kW) Eng.BDX 11/06-10/08 | | | | | | | | | | | | | | | | | | | | | |
| 19-2785 | | | F | | | | | | | 43 | 85 | | | | | | 29 | 40,25 | | | |
| 19-2882 | | | R | | | | | | 36 | | | 131 | | | | | 96 | | | | |
| 2.8 FSI (162 kW) Eng.CCEA 10/08-8/11 | | | | | | | | | | | | | | | | | | | | | |
| 19-2785 | | | F | | | | | | | 43 | 85 | | | | | | 29 | 40,25 | | | |
| 19-2882 | | | R | | | | | | 36 | | | 131 | | | | | 96 | | | | |
| 2.8 FSI quattro (140 kW) Eng.CCDA 10/08-8/11 | | | | | | | | | | | | | | | | | | | | | |
| 19-2778 | | | R | | | | | | | 45 | 92 | 135 | | | | | 30 | 42,25 | | | |
| 19-2785 | | | F | | | | | | | 43 | 85 | | | | | | 29 | 40,25 | | | |
| 2.8 FSI quattro (154 kW) Eng.BDX 6/07-10/08 | | | | | | | | | | | | | | | | | | | | | |
| 19-2778 | | | R | | | | | | | 45 | 92 | 135 | | | | | 30 | 42,25 | | | |

| AUDI | | | | | | | | | | | | | | | | | | | |
|---|--------------------|--|------------|------------|--|------------|----------|----------|----------|----------|----------|----------|----------|----------|----------|----------|----------|------------|-------------|
| METELLI ref | Spare Parts | | F/R | L/R | | ABS | A | B | C | D | E | F | G | H | I | L | M | Fig | NOTE |
| 19-2785 | | | F | | | | | | 43 | 85 | | | | | 29 | 40,25 | | | |
| 2.8 FSI quattro (162 kW) Eng.CCEA 10/08-8/11 | | | | | | | | | | | | | | | | | | | |
| 19-2778 | | | R | | | | | | 45 | 92 | 135 | | | | 30 | 42,25 | | | |
| 19-2785 | | | F | | | | | | 43 | 85 | | | | | 29 | 40,25 | | | |
| 3.0 (160 kW) Eng.BBJ 3/05-5/06 | | | | | | | | | | | | | | | | | | | |
| 19-2785 | | | F | | | | | | 43 | 85 | | | | | 29 | 40,25 | | | |
| 19-2882 | | | R | | | | | 36 | | | 131 | | | | | 96 | | | |
| 3.0 quattro (160 kW) Eng.BBJ 3/05-5/06 | | | | | | | | | | | | | | | | | | | |
| 19-2778 | | | F/R | | | | | | 45 | 92 | 135 | | | | 30 | 42,25 | | | |
| 3.0 TDI quattro (155 kW) Eng.BNG, CDYB 3/05-8/11 | | | | | | | | | | | | | | | | | | | |
| 19-2778 | | | F/R | | | | | | 45 | 92 | 135 | | | | 30 | 42,25 | | | |
| 3.0 TDI quattro (165 kW) Eng.BMK 3/05-5/06 | | | | | | | | | | | | | | | | | | | |
| 19-2778 | | | F/R | | | | | | 45 | 92 | 135 | | | | 30 | 42,25 | | | |
| 3.0 TDI quattro (171 kW) Eng.ASB 6/06-10/08 | | | | | | | | | | | | | | | | | | | |
| 19-2778 | | | F/R | | | | | | 45 | 92 | 135 | | | | 30 | 42,25 | | | |
| 3.0 TDI quattro (176 kW) Eng.CDYA, CDYC 10/08-8/11 | | | | | | | | | | | | | | | | | | | |
| 19-2778 | | | F/R | | | | | | 45 | 92 | 135 | | | | 30 | 42,25 | | | |
| 3.0 TFSI quattro (213 kW) Eng.CAJA 10/08-8/11 | | | | | | | | | | | | | | | | | | | |
| 19-2778 | | | F/R | | | | | | 45 | 92 | 135 | | | | 30 | 42,25 | | | |
| 3.0 TFSI quattro (220 kW) Eng.CCAA 10/08-8/11 | | | | | | | | | | | | | | | | | | | |
| 19-2778 | | | F/R | | | | | | 45 | 92 | 135 | | | | 30 | 42,25 | | | |
| 3.2 FSI (188 kW) Eng.AUK 3/05-10/08 | | | | | | | | | | | | | | | | | | | |
| 19-2785 | | | F | | | | | | 43 | 85 | | | | | 29 | 40,25 | | | |
| 19-2882 | | | R | | | | | 36 | | | 131 | | | | | 96 | | | |
| 3.2 FSI quattro (188 kW) Eng.AUK, BKH 3/05-10/08 | | | | | | | | | | | | | | | | | | | |
| 19-2778 | | | R | | | | | | 45 | 92 | 135 | | | | 30 | 42,25 | | | |
| 19-2785 | | | F | | | | | | 43 | 85 | | | | | 29 | 40,25 | | | |
| 4.2 FSI quattro (257 kW) Eng.BVJ 6/06-8/11 | | | | | | | | | | | | | | | | | | | |
| 19-2778 | | | F/R | | | | | | 45 | 92 | 135 | | | | 30 | 42,25 | | | |

AUDI

| METELLI ref | Spare Parts | F/R | L/R | ABS | A | B | C | D | E | F | G | H | I | L | M | Fig | NOTE |
|--|-------------|-----|-----|-----|---|---|----|-----|-------|---|---|---|---|------|-------|-----|------|
| 4.2 quattro (246 kW) Eng.BAT 3/05-5/06 | | | | | | | | | | | | | | | | | |
| 19-2778 | | F/R | | | | | 45 | 92 | 135 | | | | | 30 | 42,25 | | |
| RS6 quattro (426 kW) Eng.BUH 4/08-8/10 | | | | | | | | | | | | | | | | | |
| 19-2778 | | F/R | | | | | 45 | 92 | 135 | | | | | 30 | 42,25 | | |
| S6 quattro (320 kW) Eng.BXA 3/06-8/11 | | | | | | | | | | | | | | | | | |
| 19-2778 | | F/R | | | | | 45 | 92 | 135 | | | | | 30 | 42,25 | | |
| A6 IV (4G2, 4GC, C7) 11/10-1/70 | | | | | | | | | | | | | | | | | |
| 1.8 TFSI (140 kW) Eng.CYGA 9/14-9/18 | | | | | | | | | | | | | | | | | |
| 19-2779 | | F | | | | | 61 | 100 | 151,5 | | | | | 40,5 | | | |
| 2.0 TDI (100 kW) Eng.CGLE, CSUE 1/12-9/18 | | | | | | | | | | | | | | | | | |
| 19-2779 | | F | | | | | 61 | 100 | 151,5 | | | | | 40,5 | | | |
| 2.0 TDI (110 kW) Eng.CSUD, DDCB 9/14-9/18 | | | | | | | | | | | | | | | | | |
| 19-2779 | | F | | | | | 61 | 100 | 151,5 | | | | | 40,5 | | | |
| 2.0 TDI (120 kW) Eng.CGLD 3/11-9/18 | | | | | | | | | | | | | | | | | |
| 19-2779 | | F | | | | | 61 | 100 | 151,5 | | | | | 40,5 | | | |
| 19-2883 | | R | | | | | 32 | | 142 | | | | | 70 | | | -EDC |
| 2.0 TDI (130 kW) Eng.CGLC, CMGB 3/11-9/18 | | | | | | | | | | | | | | | | | |
| 19-2779 | | F | | | | | 61 | 100 | 151,5 | | | | | 40,5 | | | |
| 19-2883 | | R | | | | | 32 | | 142 | | | | | 70 | | | -EDC |
| 2.0 TDI (140 kW) Eng.CNHA, CZJA, DDDA 11/13-9/18 | | | | | | | | | | | | | | | | | |
| 19-2779 | | F | | | | | 61 | 100 | 151,5 | | | | | 40,5 | | | |
| 2.0 TDI quattro (140 kW) Eng.CNHA, DDDA 4/15-9/18 | | | | | | | | | | | | | | | | | |
| 19-2779 | | F/R | | | | | 61 | 100 | 151,5 | | | | | 40,5 | | | |
| 2.0 TFSI (132 kW) Eng.CDNB 5/11-9/18 | | | | | | | | | | | | | | | | | |
| 19-2779 | | F | | | | | 61 | 100 | 151,5 | | | | | 40,5 | | | |
| 19-2883 | | R | | | | | 32 | | 142 | | | | | 70 | | | -EDC |
| 2.0 TFSI (155 kW) Eng.CAEB 3/11-5/13 | | | | | | | | | | | | | | | | | |
| 19-2779 | | F | | | | | 61 | 100 | 151,5 | | | | | 40,5 | | | |

AUDI

| METELLI ref | Spare Parts | | F/R | L/R | | ABS | A | B | C | D | E | F | G | H | I | L | M | Fig | NOTE |
|---|-------------|--|-----|-----|--|-----|---|---|----|-----|-------|---|---|---|---|------|---|-----|-----------|
| 19-2883 | | | R | | | | | | 32 | | 142 | | | | | 70 | | | -EDC |
| 2.0 TFSI (162 kW) Eng.CAED 5/13-9/18 | | | | | | | | | | | | | | | | | | | |
| 19-2779 | | | F | | | | | | 61 | 100 | 151,5 | | | | | 40,5 | | | |
| 2.0 TFSI (185 kW) Eng.CYNB, CYPA 9/14-9/18 | | | | | | | | | | | | | | | | | | | |
| 19-2779 | | | F | | | | | | 61 | 100 | 151,5 | | | | | 40,5 | | | |
| 2.0 TFSI hybrid (155 kW) Eng.CHJA 11/11-4/15 | | | | | | | | | | | | | | | | | | | |
| 19-2779 | | | F | | | | | | 61 | 100 | 151,5 | | | | | 40,5 | | | |
| 19-2883 | | | R | | | | | | 32 | | 142 | | | | | 70 | | | -EDC |
| 2.0 TFSI quattro (155 kW) Eng.CAEB 5/12-4/15 | | | | | | | | | | | | | | | | | | | |
| 19-2779 | | | F/R | | | | | | 61 | 100 | 151,5 | | | | | 40,5 | | | Eng. CAEB |
| 2.0 TFSI quattro (162 kW) Eng.CAED 5/13-9/18 | | | | | | | | | | | | | | | | | | | |
| 19-2779 | | | F/R | | | | | | 61 | 100 | 151,5 | | | | | 40,5 | | | Eng. CAED |
| 2.0 TFSI quattro (183 kW) Eng.CYPB 5/15-9/18 | | | | | | | | | | | | | | | | | | | |
| 19-2779 | | | F/R | | | | | | 61 | 100 | 151,5 | | | | | 40,5 | | | |
| 2.0 TFSI quattro (185 kW) Eng.CYNB, CYPA 5/14-9/18 | | | | | | | | | | | | | | | | | | | |
| 19-2779 | | | F/R | | | | | | 61 | 100 | 151,5 | | | | | 40,5 | | | |
| 2.8 FSI (150 kW) Eng.CHVA 11/10-4/15 | | | | | | | | | | | | | | | | | | | |
| 19-2779 | | | F | | | | | | 61 | 100 | 151,5 | | | | | 40,5 | | | |
| 19-2883 | | | R | | | | | | 32 | | 142 | | | | | 70 | | | -EDC |
| 2.8 FSI quattro (150 kW) Eng.CHVA 11/10-4/15 | | | | | | | | | | | | | | | | | | | |
| 19-2779 | | | F/R | | | | | | 61 | 100 | 151,5 | | | | | 40,5 | | | |
| 2.8 FSI quattro (162 kW) Eng.CVPA 9/14-9/18 | | | | | | | | | | | | | | | | | | | |
| 19-2779 | | | F/R | | | | | | 61 | 100 | 151,5 | | | | | 40,5 | | | |
| 3.0 TDI (150 kW) Eng.CLAB 11/10-9/18 | | | | | | | | | | | | | | | | | | | |
| 19-2779 | | | F | | | | | | 61 | 100 | 151,5 | | | | | 40,5 | | | |
| 19-2883 | | | R | | | | | | 32 | | 142 | | | | | 70 | | | -EDC |
| 3.0 TDI (155 kW) Eng.CTCB, CZVD 9/14-9/18 | | | | | | | | | | | | | | | | | | | |
| 19-2779 | | | F | | | | | | 61 | 100 | 151,5 | | | | | 40,5 | | | |

AUDI

| METELLI ref | Spare Parts | | F/R | L/R | | | ABS | A | B | C | D | E | F | G | H | I | L | M | Fig | NOTE |
|--|-------------|--|-----|-----|--|--|-----|---|---|----|-----|-------|---|---|---|---|------|---|-----|------|
| 3.0 TDI (160 kW) Eng.CTCC, CZVB 9/14-9/18 | | | | | | | | | | | | | | | | | | | | |
| 19-2779 | | | F | | | | | | | 61 | 100 | 151,5 | | | | | 40,5 | | | |
| 3.0 TDI quattro (150 kW) Eng.CLAA 3/11-9/18 | | | | | | | | | | | | | | | | | | | | |
| 19-2779 | | | F/R | | | | | | | 61 | 100 | 151,5 | | | | | 40,5 | | | |
| 3.0 TDI quattro (155 kW) Eng.CRTE, CZVC 9/14-9/18 | | | | | | | | | | | | | | | | | | | | |
| 19-2779 | | | F/R | | | | | | | 61 | 100 | 151,5 | | | | | 40,5 | | | |
| 3.0 TDI quattro (160 kW) Eng.CRTE, CZVA 9/14-9/18 | | | | | | | | | | | | | | | | | | | | |
| 19-2779 | | | F/R | | | | | | | 61 | 100 | 151,5 | | | | | 40,5 | | | |
| 3.0 TDI quattro (180 kW) Eng.CDUC, CDUD, CKVB, CKVC 3/11-9/18 | | | | | | | | | | | | | | | | | | | | |
| 19-2779 | | | F/R | | | | | | | 61 | 100 | 151,5 | | | | | 40,5 | | | |
| 3.0 TDI quattro (200 kW) Eng.CRTD 9/14-9/18 | | | | | | | | | | | | | | | | | | | | |
| 19-2779 | | | F/R | | | | | | | 61 | 100 | 151,5 | | | | | 40,5 | | | |
| 3.0 TDI quattro (230 kW) Eng.CGQB 11/11-9/18 | | | | | | | | | | | | | | | | | | | | |
| 19-2779 | | | F/R | | | | | | | 61 | 100 | 151,5 | | | | | 40,5 | | | |
| 3.0 TDI quattro (235 kW) Eng.CVUA 9/14-9/18 | | | | | | | | | | | | | | | | | | | | |
| 19-2779 | | | F/R | | | | | | | 61 | 100 | 151,5 | | | | | 40,5 | | | |
| 3.0 TDI quattro (240 kW) Eng.CVUB 9/14-9/18 | | | | | | | | | | | | | | | | | | | | |
| 19-2779 | | | F/R | | | | | | | 61 | 100 | 151,5 | | | | | 40,5 | | | |
| 3.0 TFSI quattro (220 kW) Eng.CCAA, CGWB 11/10-5/12 | | | | | | | | | | | | | | | | | | | | |
| 19-2779 | | | F/R | | | | | | | 61 | 100 | 151,5 | | | | | 40,5 | | | |
| 3.0 TFSI quattro (228 kW) Eng.CGWD, CGXB, CTUA 3/11-9/18 | | | | | | | | | | | | | | | | | | | | |
| 19-2779 | | | F/R | | | | | | | 61 | 100 | 151,5 | | | | | 40,5 | | | |
| 3.0 TFSI quattro (245 kW) Eng.CREC 9/14-9/18 | | | | | | | | | | | | | | | | | | | | |
| 19-2779 | | | F/R | | | | | | | 61 | 100 | 151,5 | | | | | 40,5 | | | |
| S6 quattro (309 kW) Eng.CEUC 2/12-9/18 | | | | | | | | | | | | | | | | | | | | |
| 19-2779 | | | F/R | | | | | | | 61 | 100 | 151,5 | | | | | 40,5 | | | |

AUDI

| METELLI ref | Spare Parts | | F/R | L/R | | | ABS | A | B | C | D | E | F | G | H | I | L | M | Fig | NOTE |
|--|-------------|--|-----|-----|--|--|-----|---|---|----|-----|-------|---|---|---|---|------|---|-----|------|
| 2.0 TDI (100 kW) Eng.CGLE, CSUE, DDCA 1/12-9/18 | | | | | | | | | | | | | | | | | | | | |
| 19-2779 | | | F | | | | | | | 61 | 100 | 151,5 | | | | | 40,5 | | | |
| 2.0 TDI (110 kW) Eng.CSUD, DDCB 9/14-9/18 | | | | | | | | | | | | | | | | | | | | |
| 19-2779 | | | F | | | | | | | 61 | 100 | 151,5 | | | | | 40,5 | | | |
| 2.0 TDI (120 kW) Eng.CGLD 5/11-9/18 | | | | | | | | | | | | | | | | | | | | |
| 19-2779 | | | F | | | | | | | 61 | 100 | 151,5 | | | | | 40,5 | | | |
| 2.0 TDI (130 kW) Eng.CGLC, CMGB 5/11-9/18 | | | | | | | | | | | | | | | | | | | | |
| 19-2779 | | | F | | | | | | | 61 | 100 | 151,5 | | | | | 40,5 | | | |
| 2.0 TDI (140 kW) Eng.CNHA, CZJA, DDDA 11/13-9/18 | | | | | | | | | | | | | | | | | | | | |
| 19-2779 | | | F | | | | | | | 61 | 100 | 151,5 | | | | | 40,5 | | | |
| 2.0 TDI quattro (140 kW) Eng.CNHA, DDDA 4/15-9/18 | | | | | | | | | | | | | | | | | | | | |
| 19-2779 | | | F/R | | | | | | | 61 | 100 | 151,5 | | | | | 40,5 | | | |
| 2.0 TFSI (132 kW) Eng.CDNB 6/11-9/18 | | | | | | | | | | | | | | | | | | | | |
| 19-2779 | | | F | | | | | | | 61 | 100 | 151,5 | | | | | 40,5 | | | |
| 2.0 TFSI (185 kW) Eng.CYNB, CYPA 9/14-9/18 | | | | | | | | | | | | | | | | | | | | |
| 19-2779 | | | F | | | | | | | 61 | 100 | 151,5 | | | | | 40,5 | | | |
| 2.0 TFSI quattro (183 kW) Eng.CYPB 5/15-9/18 | | | | | | | | | | | | | | | | | | | | |
| 19-2779 | | | F/R | | | | | | | 61 | 100 | 151,5 | | | | | 40,5 | | | |
| 2.0 TFSI quattro (185 kW) Eng.CYPA 5/15-9/18 | | | | | | | | | | | | | | | | | | | | |
| 19-2779 | | | F/R | | | | | | | 61 | 100 | 151,5 | | | | | 40,5 | | | |
| 2.8 FSI (150 kW) Eng.CHVA 5/11-4/15 | | | | | | | | | | | | | | | | | | | | |
| 19-2779 | | | F | | | | | | | 61 | 100 | 151,5 | | | | | 40,5 | | | |
| 2.8 FSI quattro (150 kW) Eng.CHVA 5/11-4/15 | | | | | | | | | | | | | | | | | | | | |
| 19-2779 | | | F/R | | | | | | | 61 | 100 | 151,5 | | | | | 40,5 | | | |
| 2.8 FSI quattro (162 kW) Eng.CVPA 9/14-9/18 | | | | | | | | | | | | | | | | | | | | |
| 19-2779 | | | F/R | | | | | | | 61 | 100 | 151,5 | | | | | 40,5 | | | |
| 3.0 TDI (150 kW) Eng.CLAB 5/11-9/18 | | | | | | | | | | | | | | | | | | | | |
| 19-2779 | | | F | | | | | | | 61 | 100 | 151,5 | | | | | 40,5 | | | |

AUDI

| METELLI ref | Spare Parts | | F/R | L/R | | ABS | A | B | C | D | E | F | G | H | I | L | M | Fig | NOTE |
|--|-------------|--|-----|-----|--|-----|---|---|----|-----|-------|---|---|---|---|------|---|-----|------|
| 3.0 TDI (155 kW) Eng.CTCB, CZVD 9/14-9/18 | | | | | | | | | | | | | | | | | | | |
| 19-2779 | | | F | | | | | | 61 | 100 | 151,5 | | | | | 40,5 | | | |
| 3.0 TDI (160 kW) Eng.CTCC, CZVB 9/14-9/18 | | | | | | | | | | | | | | | | | | | |
| 19-2779 | | | F | | | | | | 61 | 100 | 151,5 | | | | | 40,5 | | | |
| 3.0 TDI quattro (150 kW) Eng.CLAA 5/11-9/18 | | | | | | | | | | | | | | | | | | | |
| 19-2779 | | | F/R | | | | | | 61 | 100 | 151,5 | | | | | 40,5 | | | |
| 3.0 TDI quattro (155 kW) Eng.CRTE, CZVC 9/14-9/18 | | | | | | | | | | | | | | | | | | | |
| 19-2779 | | | F/R | | | | | | 61 | 100 | 151,5 | | | | | 40,5 | | | |
| 3.0 TDI quattro (160 kW) Eng.CRTE, CZVA 9/14-9/18 | | | | | | | | | | | | | | | | | | | |
| 19-2779 | | | F/R | | | | | | 61 | 100 | 151,5 | | | | | 40,5 | | | |
| 3.0 TDI quattro (180 kW) Eng.CDUC, CDUD, CKVB, CKVC 5/11-9/18 | | | | | | | | | | | | | | | | | | | |
| 19-2779 | | | F/R | | | | | | 61 | 100 | 151,5 | | | | | 40,5 | | | |
| 3.0 TDI quattro (200 kW) Eng.CRTD 9/14-9/18 | | | | | | | | | | | | | | | | | | | |
| 19-2779 | | | F/R | | | | | | 61 | 100 | 151,5 | | | | | 40,5 | | | |
| 3.0 TDI quattro (230 kW) Eng.CGQB 11/11-9/18 | | | | | | | | | | | | | | | | | | | |
| 19-2779 | | | F/R | | | | | | 61 | 100 | 151,5 | | | | | 40,5 | | | |
| 3.0 TDI quattro (235 kW) Eng.CVUA 9/14-9/18 | | | | | | | | | | | | | | | | | | | |
| 19-2779 | | | F/R | | | | | | 61 | 100 | 151,5 | | | | | 40,5 | | | |
| 3.0 TDI quattro (240 kW) Eng.CVUB 9/14-9/18 | | | | | | | | | | | | | | | | | | | |
| 19-2779 | | | F/R | | | | | | 61 | 100 | 151,5 | | | | | 40,5 | | | |
| 3.0 TFSI quattro (220 kW) Eng.CGWB 5/11-5/12 | | | | | | | | | | | | | | | | | | | |
| 19-2779 | | | F/R | | | | | | 61 | 100 | 151,5 | | | | | 40,5 | | | |
| 3.0 TFSI quattro (228 kW) Eng.CGWD 11/11-9/18 | | | | | | | | | | | | | | | | | | | |
| 19-2779 | | | F/R | | | | | | 61 | 100 | 151,5 | | | | | 40,5 | | | |
| 3.0 TFSI quattro (245 kW) Eng.CREC 9/14-9/18 | | | | | | | | | | | | | | | | | | | |
| 19-2779 | | | F/R | | | | | | 61 | 100 | 151,5 | | | | | 40,5 | | | |
| RS6 performance quattro (445 kW) Eng.CWUC 11/15-9/18 | | | | | | | | | | | | | | | | | | | |
| 19-2779 | | | F/R | | | | | | 61 | 100 | 151,5 | | | | | 40,5 | | | |

AUDI

| METELLI ref | Spare Parts | F/R | L/R | ABS | A | B | C | D | E | F | G | H | I | L | M | Fig | NOTE |
|---|-------------|-----|-----|-----|---|---|----|-----|-------|---|---|---|---|------|---|-----|-----------|
| RS6 quattro (412 kW) Eng.CRDB, CWUB 1/13-9/18 | | | | | | | | | | | | | | | | | |
| 19-2779 | | F/R | | | | | 61 | 100 | 151,5 | | | | | 40,5 | | | Eng. CRDB |
| S6 quattro (309 kW) Eng.CEUC 2/12-9/18 | | | | | | | | | | | | | | | | | |
| 19-2779 | | F/R | | | | | 61 | 100 | 151,5 | | | | | 40,5 | | | |
| S6 quattro (331 kW) Eng.CTGE 10/14-9/18 | | | | | | | | | | | | | | | | | |
| 19-2779 | | F/R | | | | | 61 | 100 | 151,5 | | | | | 40,5 | | | |
| A6 V (4A2, C8) 2/18-1/70 | | | | | | | | | | | | | | | | | |
| 2.0 40 TDI Mild Hybrid (150 kW) Eng.DFBA, DTPA (10.20-.) 7/18-1/70 | | | | | | | | | | | | | | | | | |
| 19-8199 | | F | | | | | 61 | | | | | | | 41 | | | |
| 2.0 40 TDI Mild Hybrid quattro (150 kW) Eng.DFBA 7/18-1/70 | | | | | | | | | | | | | | | | | |
| 19-8199 | | F/R | | | | | 61 | | | | | | | 41 | | | |
| 3.0 45 TDI Mild Hybrid quattro (155 kW) Eng.DDVF 7/18-1/70 | | | | | | | | | | | | | | | | | |
| 19-8199 | | F/R | | | | | 61 | | | | | | | 41 | | | |
| 3.0 45 TDI Mild Hybrid quattro (170 kW) Eng.DDVE 7/18-1/70 | | | | | | | | | | | | | | | | | |
| 19-8199 | | F/R | | | | | 61 | | | | | | | 41 | | | |
| 3.0 50 TDI Mild Hybrid quattro (210 kW) Eng.DDVB, DMGA (11.20-.) 2/18-1/70 | | | | | | | | | | | | | | | | | |
| 19-8199 | | F/R | | | | | 61 | | | | | | | 41 | | | |
| 3.0 55 TFSi Mild Hybrid quattro (250 kW) Eng.DLZA 2/18-1/70 | | | | | | | | | | | | | | | | | |
| 19-8199 | | F/R | | | | | 61 | | | | | | | 41 | | | |
| 30 TDI Mild Hybrid (100 kW) Eng.DEZF 1/19-1/70 | | | | | | | | | | | | | | | | | |
| 19-8199 | | F | | | | | 61 | | | | | | | 41 | | | |
| 35 TDI Mild Hybrid (120 kW) Eng.DEZD, DTPB 3/19-1/70 | | | | | | | | | | | | | | | | | |
| 19-8199 | | F | | | | | 61 | | | | | | | 41 | | | |
| 45 TFSi Mild Hybrid (180 kW) Eng.DKNA, DLHA 8/18-1/70 | | | | | | | | | | | | | | | | | |
| 19-8199 | | F | | | | | 61 | | | | | | | 41 | | | |
| 45 TFSi Mild Hybrid quattro (180 kW) Eng.DKNA, DLHA 8/18-1/70 | | | | | | | | | | | | | | | | | |
| 19-8199 | | F | | | | | 61 | | | | | | | 41 | | | |

AUDI

| METELLI ref | Spare Parts | F/R | L/R | ABS | A | B | C | D | E | F | G | H | I | L | M | Fig | NOTE |
|---|-------------|-----|-----|-----|---|---|----|-----|-------|---|---|---|---|------|---|-----|------|
| 3.0 45 TDI Mild Hybrid quattro (155 kW) Eng.DDVF 7/18-1/70 | | | | | | | | | | | | | | | | | |
| 19-8199 | | F/R | | | | | 61 | | | | | | | 41 | | | |
| 3.0 45 TDI Mild Hybrid quattro (170 kW) Eng.DDVE 5/18-1/70 | | | | | | | | | | | | | | | | | |
| 19-8199 | | F/R | | | | | 61 | | | | | | | 41 | | | |
| 3.0 50 TDI Mild Hybrid quattro (210 kW) Eng.DDVB, DMGA (11.20.-) 5/18-1/70 | | | | | | | | | | | | | | | | | |
| 19-8199 | | F/R | | | | | 61 | | | | | | | 41 | | | |
| 3.0 55 TFSI Mild Hybrid quattro (250 kW) Eng.DLZA 5/18-1/70 | | | | | | | | | | | | | | | | | |
| 19-8199 | | F/R | | | | | 61 | | | | | | | 41 | | | |
| 30 TDI Mild Hybrid (100 kW) Eng.DEZF 1/19-1/70 | | | | | | | | | | | | | | | | | |
| 19-8199 | | F | | | | | 61 | | | | | | | 41 | | | |
| 35 TDI Mild Hybrid (120 kW) Eng.DEZD, DTPB 3/19-1/70 | | | | | | | | | | | | | | | | | |
| 19-8199 | | F | | | | | 61 | | | | | | | 41 | | | |
| 40 TFSI (140 kW) Eng.DKYA, DLHC 4/20-1/70 | | | | | | | | | | | | | | | | | |
| 19-8199 | | F | | | | | 61 | | | | | | | 41 | | | |
| 45 TFSI Mild Hybrid (180 kW) Eng.DKNA, DLHA 8/18-1/70 | | | | | | | | | | | | | | | | | |
| 19-8199 | | F | | | | | 61 | | | | | | | 41 | | | |
| 45 TFSI Mild Hybrid quattro (180 kW) Eng.DKNA, DLHA 8/18-1/70 | | | | | | | | | | | | | | | | | |
| 19-8199 | | F | | | | | 61 | | | | | | | 41 | | | |
| 55 TFSI e quattro (185 kW) Eng.DLGA 4/20-1/70 | | | | | | | | | | | | | | | | | |
| 19-8199 | | F | | | | | 61 | | | | | | | 41 | | | |
| RS6 Mild Hybrid quattro (441 kW) Eng.DJPB 9/19-1/70 | | | | | | | | | | | | | | | | | |
| 19-8199 | | F/R | | | | | 61 | | | | | | | 41 | | | |
| S6 TDI Mild Hybrid quattro (257 kW) Eng.DEWA 3/19-1/70 | | | | | | | | | | | | | | | | | |
| 19-8199 | | F/R | | | | | 61 | | | | | | | 41 | | | |
| A7 I Sportback (4GA, 4GF) 10/10-5/18 | | | | | | | | | | | | | | | | | |
| 1.8 TFSI (140 kW) Eng.CYGA 4/15-5/18 | | | | | | | | | | | | | | | | | |
| 19-2779 | | F | | | | | 61 | 100 | 151,5 | | | | | 40,5 | | | |

AUDI

| METELLI ref | Spare Parts | | F/R | L/R | | ABS | A | B | C | D | E | F | G | H | I | L | M | Fig | NOTE |
|---|-------------|--|-----|-----|--|-----|---|---|----|-----|-------|---|---|---|---|------|---|-----|-----------|
| 3.0 TDI quattro (176 kW) Eng.CPNB 5/13-6/17 | | | | | | | | | | | | | | | | | | | |
| 19-2779 | | | F/R | | | | | | 61 | 100 | 151,5 | | | | | 40,5 | | | Eng. CPNB |
| 3.0 TDI quattro (180 kW) Eng.CDUC, CDUD, CKVB, CKVC 10/10-6/16 | | | | | | | | | | | | | | | | | | | |
| 19-2779 | | | F/R | | | | | | 61 | 100 | 151,5 | | | | | 40,5 | | | |
| 3.0 TDI quattro (200 kW) Eng.CRTD 5/14-5/18 | | | | | | | | | | | | | | | | | | | |
| 19-2779 | | | F/R | | | | | | 61 | 100 | 151,5 | | | | | 40,5 | | | |
| 3.0 TDI quattro (230 kW) Eng.CGQB 11/11-3/15 | | | | | | | | | | | | | | | | | | | |
| 19-2779 | | | F/R | | | | | | 61 | 100 | 151,5 | | | | | 40,5 | | | |
| 3.0 TDI quattro (235 kW) Eng.CVUA 5/14-5/18 | | | | | | | | | | | | | | | | | | | |
| 19-2779 | | | F/R | | | | | | 61 | 100 | 151,5 | | | | | 40,5 | | | |
| 3.0 TDI quattro (240 kW) Eng.CVUB 9/14-5/18 | | | | | | | | | | | | | | | | | | | |
| 19-2779 | | | F/R | | | | | | 61 | 100 | 151,5 | | | | | 40,5 | | | |
| 3.0 TFSI quattro (220 kW) Eng.CGWB, CHMA 10/10-5/12 | | | | | | | | | | | | | | | | | | | |
| 19-2779 | | | F/R | | | | | | 61 | 100 | 151,5 | | | | | 40,5 | | | |
| 3.0 TFSI quattro (228 kW) Eng.CGWD, CGXB, CTTA, CTUA 1/11-3/15 | | | | | | | | | | | | | | | | | | | |
| 19-2779 | | | F/R | | | | | | 61 | 100 | 151,5 | | | | | 40,5 | | | |
| 3.0 TFSI quattro (245 kW) Eng.CREC 5/14-5/18 | | | | | | | | | | | | | | | | | | | |
| 19-2779 | | | F/R | | | | | | 61 | 100 | 151,5 | | | | | 40,5 | | | |
| RS7 performance quattro (445 kW) Eng.CWUC 11/15-4/18 | | | | | | | | | | | | | | | | | | | |
| 19-2779 | | | F/R | | | | | | 61 | 100 | 151,5 | | | | | 40,5 | | | |
| RS7 quattro (412 kW) Eng.CRDB, CWUB 10/13-4/18 | | | | | | | | | | | | | | | | | | | |
| 19-2779 | | | F/R | | | | | | 61 | 100 | 151,5 | | | | | 40,5 | | | |
| S7 quattro (309 kW) Eng.CEUC 2/12-3/15 | | | | | | | | | | | | | | | | | | | |
| 19-2779 | | | F/R | | | | | | 61 | 100 | 151,5 | | | | | 40,5 | | | |
| S7 quattro (331 kW) Eng.CTGE 7/14-5/18 | | | | | | | | | | | | | | | | | | | |
| 19-2779 | | | F/R | | | | | | 61 | 100 | 151,5 | | | | | 40,5 | | | |

AUDI

| METELLI ref | Spare Parts | | F/R | L/R | | ABS | A | B | C | D | E | F | G | H | I | L | M | Fig | NOTE | |
|---|-------------|--------|-----|-----|--|-----|---|---|---|----|----|-----|---|---|---|---|---|-------|-------------|---------------|
| A7 II Sportback (4KA) 10/17-1/70 | | | | | | | | | | | | | | | | | | | | |
| 40 TDI Mild Hybrid (150 kW) Eng.DFBA, DTPA (10.20-.) 9/18-1/70 | | | | | | | | | | | | | | | | | | | | |
| 19-8199 | | | F | | | | | | | 61 | | | | | | | | 41 | | |
| 45 TDI Mild Hybrid quattro (155 kW) Eng.DDVF 4/18-1/70 | | | | | | | | | | | | | | | | | | | | |
| 19-8199 | | | F/R | | | | | | | 61 | | | | | | | | 41 | | |
| 45 TDI Mild Hybrid quattro (170 kW) Eng.DDVE 6/18-1/70 | | | | | | | | | | | | | | | | | | | | |
| 19-8199 | | | F/R | | | | | | | 61 | | | | | | | | 41 | | |
| 50 TDI Mild Hybrid quattro (210 kW) Eng.DDVB, DMGA (11.20-.) 10/17-1/70 | | | | | | | | | | | | | | | | | | | | |
| 19-8199 | | | F/R | | | | | | | 61 | | | | | | | | 41 | | |
| 50 TFSI e quattro (220 kW) Eng.DLGA 11/19-1/70 | | | | | | | | | | | | | | | | | | | | |
| 19-8199 | | | F/R | | | | | | | 61 | | | | | | | | 41 | | |
| 55 TFSI e quattro (270 kW) Eng.DRYA (02.21-.) 7/19-1/70 | | | | | | | | | | | | | | | | | | | | |
| 19-8199 | | | F/R | | | | | | | 61 | | | | | | | | 41 | | |
| 55 TFSI Mild Hybrid quattro (250 kW) Eng.DLZA 10/17-1/70 | | | | | | | | | | | | | | | | | | | | |
| 19-8199 | | | F/R | | | | | | | 61 | | | | | | | | 41 | | |
| RS7 Mild Hybrid quattro (441 kW) Eng.DJPB 10/19-1/70 | | | | | | | | | | | | | | | | | | | | |
| 19-8199 | | | F/R | | | | | | | 61 | | | | | | | | 41 | | |
| S7 TDi Mild Hybrid quattro (257 kW) Eng.DEWA 3/19-1/70 | | | | | | | | | | | | | | | | | | | | |
| 19-8199 | | | F/R | | | | | | | 61 | | | | | | | | 41 | | |
| A8 I (4D2, 4D8) 3/94-9/02 | | | | | | | | | | | | | | | | | | | | |
| 2.5 TDI (110 kW) Eng.AFB (07.97-.), AKN 1/97-4/00 | | | | | | | | | | | | | | | | | | | | |
| 19-1581 | | 01/99- | F/R | | | | | | | 43 | 84 | 127 | | | | | | 40,25 | Exc. 20Inch | |
| 19-2105 | | -01/99 | F/R | | | | | | | 43 | 82 | | | | | | | 37 | | |
| 19-2778 | | 01/99- | F | | | | | | | 45 | 92 | 135 | | | | | | 30 | 42,25 | 20Inch Wheels |
| 2.5 TDI (132 kW) Eng.AKE 9/00-9/02 | | | | | | | | | | | | | | | | | | | | |
| 19-1581 | | | F/R | | | | | | | 43 | 84 | 127 | | | | | | 40,25 | Exc. 20Inch | |
| 19-2778 | | | F | | | | | | | 45 | 92 | 135 | | | | | | 30 | 42,25 | 20Inch Wheels |

AUDI

| METELLI ref | Spare Parts | | F/R | L/R | | | ABS | A | B | C | D | E | F | G | H | I | L | M | Fig | NOTE |
|--|-------------|--------|-----|-----|--|--|-----|---|---|----|----|-----|---|---|---|----|-------|-------|-----|---------------|
| 2.5 TDI quattro (110 kW) Eng.AFB (07.97-), AKN 7/97-4/00 | | | | | | | | | | | | | | | | | | | | |
| 19-1581 | | 01/99- | F/R | | | | | | | 43 | 84 | 127 | | | | | | 40,25 | | Exc. 20Inch |
| 19-2105 | | -01/99 | R | | | | | | | 43 | 82 | | | | | | | 37 | | |
| 19-2778 | | 01/99- | F | | | | | | | 45 | 92 | 135 | | | | 30 | 42,25 | | | 20Inch Wheels |
| 2.5 TDI quattro (132 kW) Eng.AKE 9/00-9/02 | | | | | | | | | | | | | | | | | | | | |
| 19-1581 | | | F/R | | | | | | | 43 | 84 | 127 | | | | | | 40,25 | | |
| 19-2778 | | | F | | | | | | | 45 | 92 | 135 | | | | 30 | 42,25 | | | 20Inch Wheels |
| 2.8 (120 kW) Eng.AEJ 7/95-3/96 | | | | | | | | | | | | | | | | | | | | |
| 19-2105 | | 02/96- | F/R | | | | | | | 43 | 82 | | | | | | | 37 | | |
| 2.8 (128 kW) Eng.AAH (03.94-) 3/94-3/96 | | | | | | | | | | | | | | | | | | | | |
| 19-2105 | | 02/96- | F/R | | | | | | | 43 | 82 | | | | | | | 37 | | |
| 2.8 (142 kW) Eng.ACK (04.96-), ALG, AMX, APR, AQD 4/96-9/02 | | | | | | | | | | | | | | | | | | | | |
| 19-1581 | | 01/99- | F/R | | | | | | | 43 | 84 | 127 | | | | | | 40,25 | | Exc. 20Inch |
| 19-2105 | | -01/99 | F/R | | | | | | | 43 | 82 | | | | | | | 37 | | |
| 19-2778 | | 01/99- | F | | | | | | | 45 | 92 | 135 | | | | 30 | 42,25 | | | 20Inch Wheels |
| 2.8 quattro (120 kW) Eng.AEJ 7/95-3/96 | | | | | | | | | | | | | | | | | | | | |
| 19-2105 | | 02/96- | F/R | | | | | | | 43 | 82 | | | | | | | 37 | | |
| 2.8 quattro (128 kW) Eng.AAH (03.94-) 3/94-3/96 | | | | | | | | | | | | | | | | | | | | |
| 19-2105 | | 02/96- | F/R | | | | | | | 43 | 82 | | | | | | | 37 | | |
| 2.8 quattro (142 kW) Eng.ACK (04.96-), ALG, AMX, APR (01.99-), AQD (01.99 4/96-9/02 | | | | | | | | | | | | | | | | | | | | |
| 19-1581 | | 01/99- | F/R | | | | | | | 43 | 84 | 127 | | | | | | 40,25 | | Exc. 20Inch |
| 19-2105 | | -01/99 | R | | | | | | | 43 | 82 | | | | | | | 37 | | |
| 19-2778 | | 01/99- | F | | | | | | | 45 | 92 | 135 | | | | 30 | 42,25 | | | 20Inch Wheels |
| 3.3 TDI quattro (165 kW) Eng.AKF 6/00-9/02 | | | | | | | | | | | | | | | | | | | | |
| 19-1581 | | | F/R | | | | | | | 43 | 84 | 127 | | | | | | 40,25 | | |
| 19-2778 | | | F | | | | | | | 45 | 92 | 135 | | | | 30 | 42,25 | | | 20Inch Wheels |
| 3.7 (169 kW) Eng.AEW 7/95-12/98 | | | | | | | | | | | | | | | | | | | | |
| 19-2105 | | 02/96- | F/R | | | | | | | 43 | 82 | | | | | | | 37 | | |

AUDI

| METELLI ref | Spare Parts | | F/R | L/R | | | ABS | A | B | C | D | E | F | G | H | I | L | M | Fig | NOTE |
|---|-------------|--------|-----|-----|--|--|-----|---|---|----|----|-----|---|---|---|----|-------|-------|-----|---------------|
| 3.7 (191 kW) Eng.AKC, AQG 11/98-9/02 | | | | | | | | | | | | | | | | | | | | |
| 19-1581 | | 01/99- | F/R | | | | | | | 43 | 84 | 127 | | | | | | 40,25 | | Exc. 20Inch |
| 19-2105 | | -01/99 | R | | | | | | | 43 | 82 | | | | | | | 37 | | |
| 19-2778 | | | F | | | | | | | 45 | 92 | 135 | | | | 30 | 42,25 | | | 20Inch Wheels |
| 3.7 quattro (169 kW) Eng.AEW, AKJ 7/95-11/98 | | | | | | | | | | | | | | | | | | | | |
| 19-2105 | | 02/96- | F/R | | | | | | | 43 | 82 | | | | | | | 37 | | |
| 3.7 quattro (191 kW) Eng.AKC, AQG 11/98-9/02 | | | | | | | | | | | | | | | | | | | | |
| 19-1581 | | 01/99- | F/R | | | | | | | 43 | 84 | 127 | | | | | | 40,25 | | |
| 19-2105 | | -01/99 | R | | | | | | | 43 | 82 | | | | | | | 37 | | |
| 19-2778 | | | F | | | | | | | 45 | 92 | 135 | | | | 30 | 42,25 | | | 20Inch Wheels |
| 4.2 quattro (175 kW) Eng.ARU 2/99-4/00 | | | | | | | | | | | | | | | | | | | | |
| 19-1581 | | | F/R | | | | | | | 43 | 84 | 127 | | | | | | 40,25 | | |
| 19-2778 | | | F | | | | | | | 45 | 92 | 135 | | | | 30 | 42,25 | | | 20Inch Wheels |
| 4.2 quattro (180 kW) Eng.AEM 3/94-7/96 | | | | | | | | | | | | | | | | | | | | |
| 19-2105 | | 02/96- | F/R | | | | | | | 43 | 82 | | | | | | | 37 | | |
| 4.2 quattro (210 kW) Eng.AGH 7/95-9/98 | | | | | | | | | | | | | | | | | | | | |
| 19-2105 | | | F/R | | | | | | | 43 | 82 | | | | | | | 37 | | |
| 4.2 quattro (220 kW) Eng.ABZ (03.94-07.96), AKG 3/94-11/98 | | | | | | | | | | | | | | | | | | | | |
| 19-2105 | | 02/96- | F/R | | | | | | | 43 | 82 | | | | | | | 37 | | |
| 4.2 quattro (228 kW) Eng.AKB, AQF, AUW, AUX 11/98-9/02 | | | | | | | | | | | | | | | | | | | | |
| 19-1581 | | 01/99- | F/R | | | | | | | 43 | 84 | 127 | | | | | | 40,25 | | |
| 19-2105 | | -01/99 | R | | | | | | | 43 | 82 | | | | | | | 37 | | |
| 19-2778 | | | F | | | | | | | 45 | 92 | 135 | | | | 30 | 42,25 | | | 20Inch Wheels |
| 6.0 W12 quattro (309 kW) Eng.AZC 1/01-9/02 | | | | | | | | | | | | | | | | | | | | |
| 19-1581 | | | R | | | | | | | 43 | 84 | 127 | | | | | | 40,25 | | |
| 19-2778 | | | F | | | | | | | 45 | 92 | 135 | | | | 30 | 42,25 | | | |
| S 8 quattro (265 kW) Eng.AQH, AVP, AYS, BCS 6/99-9/02 | | | | | | | | | | | | | | | | | | | | |
| 19-1581 | | | F/R | | | | | | | 43 | 84 | 127 | | | | | | 40,25 | | Exc. 20Inch |
| 19-2778 | | | F | | | | | | | 45 | 92 | 135 | | | | 30 | 42,25 | | | 20Inch Wheels |

AUDI

| METELLI ref | Spare Parts | | F/R | L/R | | | ABS | A | B | C | D | E | F | G | H | I | L | M | Fig | NOTE |
|---|-------------|--------|-----|-----|--|--|-----|---|---|----|----|-----|---|---|---|----|-------|---|-----|---------------|
| S8 quattro (250 kW) Eng.AHC, AKH 7/96-6/99 | | | | | | | | | | | | | | | | | | | | |
| 19-1581 | | 01/99- | F/R | | | | | | | 43 | 84 | 127 | | | | | 40,25 | | | Exc. 20Inch |
| 19-2105 | | -01/99 | F/R | | | | | | | 43 | 82 | | | | | | 37 | | | |
| 19-2778 | | 01/99- | F | | | | | | | 45 | 92 | 135 | | | | 30 | 42,25 | | | 20Inch Wheels |
| A8 II (4E2, 4E8, D3) 10/02-7/10 | | | | | | | | | | | | | | | | | | | | |
| 2.8 FSI (154 kW) Eng.BDX 8/07-7/10 | | | | | | | | | | | | | | | | | | | | |
| 19-2778 | | | F | | | | | | | 45 | 92 | 135 | | | | 30 | 42,25 | | | |
| 3.0 (160 kW) Eng.BBJ 7/03-5/06 | | | | | | | | | | | | | | | | | | | | |
| 19-2778 | | | F | | | | | | | 45 | 92 | 135 | | | | 30 | 42,25 | | | |
| 3.0 (162 kW) Eng.ASN (08.03-.) 7/03-5/05 | | | | | | | | | | | | | | | | | | | | |
| 19-2778 | | | F | | | | | | | 45 | 92 | 135 | | | | 30 | 42,25 | | | |
| 3.0 TDI quattro (155 kW) Eng.BNG 11/03-7/10 | | | | | | | | | | | | | | | | | | | | |
| 19-2778 | | | F | | | | | | | 45 | 92 | 135 | | | | 30 | 42,25 | | | |
| 3.0 TDI quattro (171 kW) Eng.ASB 8/03-7/10 | | | | | | | | | | | | | | | | | | | | |
| 19-2778 | | | F | | | | | | | 45 | 92 | 135 | | | | 30 | 42,25 | | | |
| 3.2 FSI (191 kW) Eng.BPK 6/05-7/10 | | | | | | | | | | | | | | | | | | | | |
| 19-2778 | | | F | | | | | | | 45 | 92 | 135 | | | | 30 | 42,25 | | | |
| 3.2 FSI quattro (191 kW) Eng.BPK 6/05-7/10 | | | | | | | | | | | | | | | | | | | | |
| 19-2778 | | | F | | | | | | | 45 | 92 | 135 | | | | 30 | 42,25 | | | |
| 3.7 quattro (206 kW) Eng.BFL 10/02-5/06 | | | | | | | | | | | | | | | | | | | | |
| 19-2778 | | | F | | | | | | | 45 | 92 | 135 | | | | 30 | 42,25 | | | |
| 4.0 TDI quattro (202 kW) Eng.ASE 5/03-7/05 | | | | | | | | | | | | | | | | | | | | |
| 19-2778 | | | F | | | | | | | 45 | 92 | 135 | | | | 30 | 42,25 | | | |
| 4.2 FSI quattro (257 kW) Eng.BVJ 6/06-7/10 | | | | | | | | | | | | | | | | | | | | |
| 19-2778 | | | F | | | | | | | 45 | 92 | 135 | | | | 30 | 42,25 | | | |
| 4.2 quattro (246 kW) Eng.BFM (10.02-.), BGK 10/02-7/10 | | | | | | | | | | | | | | | | | | | | |
| 19-2778 | | | F | | | | | | | 45 | 92 | 135 | | | | 30 | 42,25 | | | |

AUDI

| METELLI ref | Spare Parts | | F/R | L/R | | ABS | A | B | C | D | E | F | G | H | I | L | M | Fig | NOTE |
|--|-------------|--|-----|-----|--|-----|---|---|----|-----|-------|---|---|---|---|----|-------|-----|-----------------------|
| 4.2 TDI quattro (235 kW) Eng.BMC 1/05-6/05 | | | | | | | | | | | | | | | | | | | |
| 19-2778 | | | F | | | | | | 45 | 92 | 135 | | | | | 30 | 42,25 | | |
| 4.2 TDI quattro (240 kW) Eng.BVN 7/05-7/10 | | | | | | | | | | | | | | | | | | | |
| 19-2778 | | | F | | | | | | 45 | 92 | 135 | | | | | 30 | 42,25 | | |
| 6.0 W12 quattro (331 kW) Eng.BHT, BSB, BTE 12/03-7/10 | | | | | | | | | | | | | | | | | | | |
| 19-2778 | | | F | | | | | | 45 | 92 | 135 | | | | | 30 | 42,25 | | Exc. Special Vehicles |
| S8 quattro (331 kW) Eng.BSM 6/06-7/10 | | | | | | | | | | | | | | | | | | | |
| 19-2778 | | | F | | | | | | 45 | 92 | 135 | | | | | 30 | 42,25 | | |
| A8 III (4H2, 4H8, 4HC, 4HL, D4) 11/09-1/70 | | | | | | | | | | | | | | | | | | | |
| 2.0 TFSI hybrid (155 kW) Eng.CHJA 2/12-11/15 | | | | | | | | | | | | | | | | | | | |
| 19-2779 | | | F/R | | | | | | 61 | 100 | 151,5 | | | | | | 40,5 | | |
| 2.0 TFSI quattro (185 kW) Eng.CYPA 9/16-1/18 | | | | | | | | | | | | | | | | | | | |
| 19-2779 | | | F/R | | | | | | 61 | 100 | 151,5 | | | | | | 40,5 | | |
| 2.5 TFSI (150 kW) Eng.CPAA, CVBA 7/12-6/16 | | | | | | | | | | | | | | | | | | | |
| 19-2779 | | | F/R | | | | | | 61 | 100 | 151,5 | | | | | | 40,5 | | |
| 3.0 TDI (150 kW) Eng.CLAB 9/11-9/13 | | | | | | | | | | | | | | | | | | | |
| 19-2779 | | | F/R | | | | | | 61 | 100 | 151,5 | | | | | | 40,5 | | |
| 3.0 TDI quattro (155 kW) Eng.CDTB, CTBB 8/10-11/15 | | | | | | | | | | | | | | | | | | | |
| 19-2779 | | | F/R | | | | | | 61 | 100 | 151,5 | | | | | | 40,5 | | |
| 3.0 TDI quattro (176 kW) Eng.CPNA, CPNB 11/12-6/16 | | | | | | | | | | | | | | | | | | | |
| 19-2779 | | | F/R | | | | | | 61 | 100 | 151,5 | | | | | | 40,5 | | |
| 3.0 TDI quattro (184 kW) Eng.CDTA, CDTC, CMHA 7/10-1/18 | | | | | | | | | | | | | | | | | | | |
| 19-2779 | | | F/R | | | | | | 61 | 100 | 151,5 | | | | | | 40,5 | | |
| 3.0 TDI quattro (190 kW) Eng.CTBA 10/13-1/18 | | | | | | | | | | | | | | | | | | | |
| 19-2779 | | | F/R | | | | | | 61 | 100 | 151,5 | | | | | | 40,5 | | Eng. CTBA |
| 3.0 TDI quattro (193 kW) Eng.CTBD 5/15-1/18 | | | | | | | | | | | | | | | | | | | |
| 19-2779 | | | F/R | | | | | | 61 | 100 | 151,5 | | | | | | 40,5 | | |

AUDI

| METELLI ref | Spare Parts | F/R | L/R | ABS | A | B | C | D | E | F | G | H | I | L | M | Fig | NOTE |
|---|-------------|-----|-----|-----|---|---|----|-----|-------|---|---|---|---|------|---|-----|-----------------------|
| 3.0 TFSI quattro (213 kW) Eng.CGWA, CGXA, CREG 7/10-4/14 | | | | | | | | | | | | | | | | | |
| 19-2779 | | F/R | | | | | 61 | 100 | 151,5 | | | | | 40,5 | | | |
| 3.0 TFSI quattro (228 kW) Eng.CGWD, CREA 11/11-1/18 | | | | | | | | | | | | | | | | | |
| 19-2779 | | F/R | | | | | 61 | 100 | 151,5 | | | | | 40,5 | | | |
| 3.0 TFSI quattro (245 kW) Eng.CGXC, CMDA, CREC, CTDA, CTUB 6/10-1/18 | | | | | | | | | | | | | | | | | |
| 19-2779 | | F/R | | | | | 61 | 100 | 151,5 | | | | | 40,5 | | | |
| 4.0 TFSI quattro (309 kW) Eng.CEUA 3/12-12/14 | | | | | | | | | | | | | | | | | |
| 19-2779 | | F/R | | | | | 61 | 100 | 151,5 | | | | | 40,5 | | | |
| 4.0 TFSI quattro (320 kW) Eng.CTGA 10/13-12/15 | | | | | | | | | | | | | | | | | |
| 19-2779 | | F/R | | | | | 61 | 100 | 151,5 | | | | | 40,5 | | | Eng. CTGA |
| 4.2 FSI quattro (273 kW) Eng.CDRA 11/09-12/12 | | | | | | | | | | | | | | | | | |
| 19-2779 | | F/R | | | | | 61 | 100 | 151,5 | | | | | 40,5 | | | |
| 4.2 TDI quattro (258 kW) Eng.CDSB 11/09-4/14 | | | | | | | | | | | | | | | | | |
| 19-2779 | | F/R | | | | | 61 | 100 | 151,5 | | | | | 40,5 | | | |
| 4.2 TDI quattro (283 kW) Eng.CTEC 10/13-1/18 | | | | | | | | | | | | | | | | | |
| 19-2779 | | F/R | | | | | 61 | 100 | 151,5 | | | | | 40,5 | | | Eng. CTEC |
| 6.3 W12 quattro (368 kW) Eng.CEJA, CTNA 1/11-1/18 | | | | | | | | | | | | | | | | | |
| 19-2779 | | F/R | | | | | 61 | 100 | 151,5 | | | | | 40,5 | | | Exc. Special Vehicles |
| S8 plus quattro (445 kW) Eng.DDTA 11/15-1/18 | | | | | | | | | | | | | | | | | |
| 19-2779 | | F/R | | | | | 61 | 100 | 151,5 | | | | | 40,5 | | | |
| S8 quattro (382 kW) Eng.CGTA, CTFA 4/12-1/18 | | | | | | | | | | | | | | | | | |
| 19-2779 | | F/R | | | | | 61 | 100 | 151,5 | | | | | 40,5 | | | |
| A8 IV (4N2, 4N8, D5) 6/17-1/70 | | | | | | | | | | | | | | | | | |
| 45 TDI quattro (4N2, 4N8) (183 kW) Eng.CVMD 1/19-1/70 | | | | | | | | | | | | | | | | | |
| 19-8199 | | R | | | | | 61 | | | | | | | 41 | | | |
| 50 TDI Mild Hybrid quattro (210 kW) Eng.DDVC, DMGK (11.20-.) 6/17-1/70 | | | | | | | | | | | | | | | | | |
| 19-8199 | | F/R | | | | | 61 | | | | | | | 41 | | | |

AUDI

| METELLI ref | Spare Parts | | F/R | L/R | | | ABS | A | B | C | D | E | F | G | H | I | L | M | Fig | NOTE |
|--|-------------|--------|-----|-----|--|--|-----|---|---|-------|-------|---|---|---|---|---|---|---|-------|------|
| 50 TFSI Mild Hybrid quattro (4N8) (210 kW) Eng.CZSA 7/18-1/70 | | | | | | | | | | | | | | | | | | | | |
| 19-8199 | | | R | | | | | | | 61 | | | | | | | | | 41 | |
| 55 TFSI Mild Hybrid quattro (250 kW) Eng.CZSE 6/17-1/70 | | | | | | | | | | | | | | | | | | | | |
| 19-8199 | | | F/R | | | | | | | 61 | | | | | | | | | 41 | |
| 60 TFSI e quattro (250 kW) Eng.CZSE 10/19-1/70 | | | | | | | | | | | | | | | | | | | | |
| 19-8199 | | | F/R | | | | | | | 61 | | | | | | | | | 41 | |
| 60 TFSI e quattro (330 kW) Eng.CZSE 10/19-1/70 | | | | | | | | | | | | | | | | | | | | |
| 19-8199 | | | F/R | | | | | | | 61 | | | | | | | | | 41 | |
| 60 TFSI Mild Hybrid quattro (338 kW) Eng.CXYA 5/18-1/70 | | | | | | | | | | | | | | | | | | | | |
| 19-8199 | | | R | | | | | | | 61 | | | | | | | | | 41 | |
| S8 Mild Hybrid quattro (420 kW) Eng.CWWB 2/19-1/70 | | | | | | | | | | | | | | | | | | | | |
| 19-8199 | | | F/R | | | | | | | 61 | | | | | | | | | 41 | |
| Allroad (4BH, C5) 5/00-8/05 | | | | | | | | | | | | | | | | | | | | |
| 2.5 TDI quattro (120 kW) Eng.BCZ (05.03-.) 5/03-8/05 | | | | | | | | | | | | | | | | | | | | |
| 19-2105 | | | F/R | | | | | | | 43 | 82 | | | | | | | | 37 | |
| 2.5 TDI quattro (132 kW) Eng.AKE, BAU (06.03-.) 5/00-8/05 | | | | | | | | | | | | | | | | | | | | |
| 19-2105 | | | F/R | | | | | | | 43 | 82 | | | | | | | | 37 | |
| 2.7 quattro (187 kW) Eng.APB, BEL 9/00-8/05 | | | | | | | | | | | | | | | | | | | | |
| 19-2105 | | | F/R | | | | | | | 43 | 82 | | | | | | | | 37 | |
| 2.7 T quattro (184 kW) Eng.ARE (-.06.02), BES (07.02-.) 5/00-8/05 | | | | | | | | | | | | | | | | | | | | |
| 19-2105 | | | F/R | | | | | | | 43 | 82 | | | | | | | | 37 | |
| 4.2 V8 quattro (220 kW) Eng.BAS 7/02-8/05 | | | | | | | | | | | | | | | | | | | | |
| 19-2105 | | | F/R | | | | | | | 43 | 82 | | | | | | | | 37 | |
| Cabrio (8G7, B4) 5/91-8/00 | | | | | | | | | | | | | | | | | | | | |
| 1.8 (92 kW) Eng.ADR (01.97-.) 1/97-8/00 | | | | | | | | | | | | | | | | | | | | |
| 19-2106 | | | F | | | | | | | 39 | 75 | | | | | | | | 37 | |
| 19-2501 | | -12/97 | R | | | | | | | 19,05 | 50,29 | | | | | | | | 15,49 | |

AUDI

| METELLI ref | Spare Parts | | F/R | L/R | | | ABS | A | B | C | D | E | F | G | H | I | L | M | Fig | NOTE |
|---|-------------|--------|-----|-----|--|--|-----|---|---|-------|-------|---|---|---|---|---|-------|---|-----|------|
| 19-2548 | | | R | | | | | | | 19,05 | 50,29 | | | | | | 16,64 | | | |
| 1.9 TDI (66 kW) Eng.1Z (06.95-07.96), AHU (07.96-.) 6/95-8/00 | | | | | | | | | | | | | | | | | | | | |
| 19-2106 | | | F | | | | | | | 39 | 75 | | | | | | 37 | | | |
| 19-2501 | | -12/97 | R | | | | | | | 19,05 | 50,29 | | | | | | 15,49 | | | |
| 19-2548 | | 01/97- | R | | | | | | | 19,05 | 50,29 | | | | | | 16,64 | | | |
| 2.0 16V (103 kW) Eng.ACE (06.95-.) 6/95-7/96 | | | | | | | | | | | | | | | | | | | | |
| 19-2106 | | | F | | | | | | | 39 | 75 | | | | | | 37 | | | |
| 19-2501 | | | R | | | | | | | 19,05 | 50,29 | | | | | | 15,49 | | | |
| 2.0 E (85 kW) Eng.ABK (01.93-.) 1/93-7/98 | | | | | | | | | | | | | | | | | | | | |
| 19-2106 | | | F | | | | | | | 39 | 75 | | | | | | 37 | | | |
| 19-2501 | | -12/97 | R | | | | | | | 19,05 | 50,29 | | | | | | 15,49 | | | |
| 19-2548 | | 01/97- | R | | | | | | | 19,05 | 50,29 | | | | | | 16,64 | | | |
| 2.3 E (98 kW) Eng.NG (05.91-.) 5/91-7/94 | | | | | | | | | | | | | | | | | | | | |
| 19-2106 | | | F | | | | | | | 39 | 75 | | | | | | 37 | | | |
| 19-2501 | | | R | | | | | | | 19,05 | 50,29 | | | | | | 15,49 | | | |
| 2.6 (110 kW) Eng.ABC (06.93-.) 6/93-8/00 | | | | | | | | | | | | | | | | | | | | |
| 19-2105 | | | F | | | | | | | 43 | 82 | | | | | | 37 | | | |
| 19-2501 | | -12/97 | R | | | | | | | 19,05 | 50,29 | | | | | | 15,49 | | | |
| 19-2548 | | 01/97- | R | | | | | | | 19,05 | 50,29 | | | | | | 16,64 | | | |
| 2.8 (128 kW) Eng.AAH (11.92-.), AFC 11/92-8/00 | | | | | | | | | | | | | | | | | | | | |
| 19-2105 | | | F | | | | | | | 43 | 82 | | | | | | 37 | | | |
| 19-2501 | | -12/97 | R | | | | | | | 19,05 | 50,29 | | | | | | 15,49 | | | |
| 19-2548 | | 01/97- | R | | | | | | | 19,05 | 50,29 | | | | | | 16,64 | | | |
| Coupe I (81, 85, B2) 7/80-12/88 | | | | | | | | | | | | | | | | | | | | |
| 1.6 (55 kW) Eng.YN 7/80-8/81 | | | | | | | | | | | | | | | | | | | | |
| 19-2102 | | | F | | | | | | | 39 | 68 | | | | | | 37 | | | |
| 19-2500 | | | R | | | | | | | 17,46 | 50,29 | | | | | | 14,73 | | | |

AUDI

| METELLI ref | Spare Parts | | F/R | L/R | | | ABS | A | B | C | D | E | F | G | H | I | L | M | Fig | NOTE |
|--|-------------|--------|-----|-----|--|--|-----|---|---|-------|-------|---|---|---|---|---|---|-------|-----|------------|
| 1.8 (55 kW) Eng.DD 8/81-7/83 | | | | | | | | | | | | | | | | | | | | |
| 19-2102 | | | F | | | | | | | 39 | 68 | | | | | | | 37 | | |
| 19-2500 | | | R | | | | | | | 17,46 | 50,29 | | | | | | | 14,73 | | |
| 1.8 GT (65 kW) Eng.SF (04.86-10.88) 4/86-10/88 | | | | | | | | | | | | | | | | | | | | |
| 19-2102 | | | F | | | | | | | 39 | 68 | | | | | | | 37 | | |
| 19-2500 | | | R | | | | | | | 17,46 | 50,29 | | | | | | | 14,73 | | Brake drum |
| 19-2501 | | | R | | | | | | | 19,05 | 50,29 | | | | | | | 15,49 | | Brake disc |
| 1.8 GT (66 kW) Eng.DS (08.83-10.88), JV 9/82-10/88 | | | | | | | | | | | | | | | | | | | | |
| 19-2102 | | | F | | | | | | | 39 | 68 | | | | | | | 37 | | |
| 19-2500 | | | R | | | | | | | 17,46 | 50,29 | | | | | | | 14,73 | | Brake drum |
| 19-2501 | | 01/85- | R | | | | | | | 19,05 | 50,29 | | | | | | | 15,49 | | Brake disc |
| 1.8 GT (68 kW) Eng.JN (09.86-07.88) 1/85-7/88 | | | | | | | | | | | | | | | | | | | | |
| 19-2102 | | | F | | | | | | | 39 | 68 | | | | | | | 37 | | |
| 19-2500 | | | R | | | | | | | 17,46 | 50,29 | | | | | | | 14,73 | | Brake drum |
| 19-2501 | | | R | | | | | | | 19,05 | 50,29 | | | | | | | 15,49 | | Brake disc |
| 1.8 GT (79 kW) Eng.PV 8/86-10/87 | | | | | | | | | | | | | | | | | | | | |
| 19-2102 | | | F | | | | | | | 39 | 68 | | | | | | | 37 | | |
| 19-2500 | | | R | | | | | | | 17,46 | 50,29 | | | | | | | 14,73 | | Brake drum |
| 19-2501 | | | R | | | | | | | 19,05 | 50,29 | | | | | | | 15,49 | | Brake disc |
| 1.8 GT (82 kW) Eng.DZ (09.86-10.88) 8/86-10/88 | | | | | | | | | | | | | | | | | | | | |
| 19-2102 | | | F | | | | | | | 39 | 68 | | | | | | | 37 | | |
| 19-2500 | | | R | | | | | | | 17,46 | 50,29 | | | | | | | 14,73 | | Brake drum |
| 19-2501 | | | R | | | | | | | 19,05 | 50,29 | | | | | | | 15,49 | | Brake disc |
| 1.8 GT quattro (82 kW) Eng.DZ 12/84-10/88 | | | | | | | | | | | | | | | | | | | | |
| 19-2102 | | | F | | | | | | | 39 | 68 | | | | | | | 37 | | |
| 1.9 (85 kW) Eng.WN 8/80-7/83 | | | | | | | | | | | | | | | | | | | | |
| 19-2102 | | | F | | | | | | | 39 | 68 | | | | | | | 37 | | |
| 19-2500 | | | R | | | | | | | 17,46 | 50,29 | | | | | | | 14,73 | | |

AUDI

| METELLI ref | Spare Parts | | F/R | L/R | | | ABS | A | B | C | D | E | F | G | H | I | L | M | Fig | NOTE |
|--|-------------|--------|-----|-----|--|--|-----|---|---|-------|-------|---|---|---|---|---|---|-------|-----|------------|
| 2.0 (83 kW) Eng.SK 3/86-4/88 | | | | | | | | | | | | | | | | | | | | |
| 19-2102 | | | F | | | | | | | 39 | 68 | | | | | | | 37 | | |
| 19-2500 | | | R | | | | | | | 17,46 | 50,29 | | | | | | | 14,73 | | Brake drum |
| 19-2501 | | | R | | | | | | | 19,05 | 50,29 | | | | | | | 15,49 | | Brake disc |
| 2.0 (85 kW) Eng.HP, JS (09.83-07.86) 9/83-7/86 | | | | | | | | | | | | | | | | | | | | |
| 19-2102 | | | F | | | | | | | 39 | 68 | | | | | | | 37 | | |
| 19-2500 | | | R | | | | | | | 17,46 | 50,29 | | | | | | | 14,73 | | Brake drum |
| 19-2501 | | 01/85- | R | | | | | | | 19,05 | 50,29 | | | | | | | 15,49 | | Brake disc |
| 2.1 GT (79 kW) Eng.WE 1/81-7/83 | | | | | | | | | | | | | | | | | | | | |
| 19-2102 | | | F | | | | | | | 39 | 68 | | | | | | | 37 | | |
| 19-2500 | | | R | | | | | | | 17,46 | 50,29 | | | | | | | 14,73 | | |
| 2.1 GT (96 kW) Eng.KE, KL 9/82-10/87 | | | | | | | | | | | | | | | | | | | | |
| 19-2102 | | | F | | | | | | | 39 | 68 | | | | | | | 37 | | |
| 19-2500 | | | R | | | | | | | 17,46 | 50,29 | | | | | | | 14,73 | | |
| 2.2 GT (85 kW) Eng.KX (01.85-03.87) 7/81-10/87 | | | | | | | | | | | | | | | | | | | | |
| 19-2500 | | | R | | | | | | | 17,46 | 50,29 | | | | | | | 14,73 | | Brake drum |
| 19-2501 | | 01/85- | R | | | | | | | 19,05 | 50,29 | | | | | | | 15,49 | | Brake disc |
| 2.2 GT (100 kW) Eng.HY, KV (10.84-10.88) 9/84-10/88 | | | | | | | | | | | | | | | | | | | | |
| 19-2102 | | | F | | | | | | | 39 | 68 | | | | | | | 37 | | |
| 19-2500 | | | R | | | | | | | 17,46 | 50,29 | | | | | | | 14,73 | | Brake drum |
| 19-2501 | | 01/85- | R | | | | | | | 19,05 | 50,29 | | | | | | | 15,49 | | Brake disc |
| 2.2 quattro (88 kW) Eng.JT (08.85-03.87) 8/85-10/88 | | | | | | | | | | | | | | | | | | | | |
| 19-2102 | | | F | | | | | | | 39 | 68 | | | | | | | 37 | | |
| 2.2 quattro (100 kW) Eng.KV (10.84-10.88) 10/84-10/88 | | | | | | | | | | | | | | | | | | | | |
| 19-2102 | | | F | | | | | | | 39 | 68 | | | | | | | 37 | | |
| 2.3 (100 kW) Eng.NG 8/86-7/87 | | | | | | | | | | | | | | | | | | | | |
| 19-2102 | | | F | | | | | | | 39 | 68 | | | | | | | 37 | | |
| 19-2500 | | | R | | | | | | | 17,46 | 50,29 | | | | | | | 14,73 | | Brake drum |
| 19-2501 | | | R | | | | | | | 19,05 | 50,29 | | | | | | | 15,49 | | Brake disc |

AUDI

| METELLI ref | Spare Parts | | F/R | L/R | | | ABS | A | B | C | D | E | F | G | H | I | L | M | Fig | NOTE |
|---|-------------|--|-----|-----|--|--|-----|---|---|-------|-------|---|---|---|---|---|---|---|-------|---------------|
| 19-2501 | | | R | | | | | | | 19,05 | 50,29 | | | | | | | | 15,49 | |
| 2.2 quattro (100 kW) Eng.KV (11.88-07.91) 11/88-7/91 | | | | | | | | | | | | | | | | | | | | |
| 19-2105 | | | F | | | | | | | 43 | 82 | | | | | | | | 37 | |
| 19-2106 | | | R | | | | | | | 39 | 75 | | | | | | | | 37 | |
| 2.3 (98 kW) Eng.NG (03.90-) 3/90-12/96 | | | | | | | | | | | | | | | | | | | | |
| 19-2105 | | | F | | | | | | | 43 | 82 | | | | | | | | 37 | |
| 19-2501 | | | R | | | | | | | 19,05 | 50,29 | | | | | | | | 15,49 | |
| 2.3 (100 kW) Eng.NG 10/88-7/94 | | | | | | | | | | | | | | | | | | | | |
| 19-2105 | | | F | | | | | | | 43 | 82 | | | | | | | | 37 | |
| 19-2501 | | | R | | | | | | | 19,05 | 50,29 | | | | | | | | 15,49 | |
| 2.3 20V (123 kW) Eng.7A (08.90-07.91) 8/90-7/91 | | | | | | | | | | | | | | | | | | | | |
| 19-2105 | | | F | | | | | | | 43 | 82 | | | | | | | | 37 | |
| 19-2501 | | | R | | | | | | | 19,05 | 50,29 | | | | | | | | 15,49 | |
| 2.3 20V (125 kW) Eng.7A (08.89-07.91) 8/89-7/91 | | | | | | | | | | | | | | | | | | | | |
| 19-2105 | | | F | | | | | | | 43 | 82 | | | | | | | | 37 | |
| 19-2501 | | | R | | | | | | | 19,05 | 50,29 | | | | | | | | 15,49 | |
| 2.3 20V quattro (123 kW) Eng.7A (05.90-09.91) 5/90-12/96 | | | | | | | | | | | | | | | | | | | | |
| 19-2105 | | | F | | | | | | | 43 | 82 | | | | | | | | 37 | |
| 19-2106 | | | R | | | | | | | 39 | 75 | | | | | | | | 37 | |
| 2.3 20V quattro (125 kW) Eng.7A (11.88-07.91) 11/88-7/91 | | | | | | | | | | | | | | | | | | | | |
| 19-2105 | | | F | | | | | | | 43 | 82 | | | | | | | | 37 | |
| 19-2106 | | | R | | | | | | | 39 | 75 | | | | | | | | 37 | |
| 2.3 quattro (98 kW) Eng.NG (05.90-) 5/90-12/96 | | | | | | | | | | | | | | | | | | | | |
| 19-2105 | | | F | | | | | | | 43 | 82 | | | | | | | | 37 | 16Inch Wheels |
| 19-2106 | | | F/R | | | | | | | 39 | 75 | | | | | | | | 37 | 15Inch Wheels |
| 2.3 quattro (100 kW) Eng.NG (08.89-) 11/88-12/92 | | | | | | | | | | | | | | | | | | | | |
| 19-2105 | | | F | | | | | | | 43 | 82 | | | | | | | | 37 | 16Inch Wheels |
| 19-2106 | | | F/R | | | | | | | 39 | 75 | | | | | | | | 37 | 15Inch Wheels |

AUDI

| METELLI ref | Spare Parts | | F/R | L/R | | ABS | A | B | C | D | E | F | G | H | I | L | M | Fig | NOTE |
|--|-------------|--|-----|-----|--|-----|---|----|---|---|-------|---|---|---|---|----|---|-----|------|
| 19-2705 | | | R | | | | | 30 | | | 136,5 | | | | | | | | |
| 2.0 TDI quattro (110 kW) Eng.DFGA, DTTC (08.20-.) 9/16-1/70 | | | | | | | | | | | | | | | | | | | |
| 19-2364 | | | F | | | | | 36 | | | 136,4 | | | | | 84 | | | |
| 19-2780 | | | R | | | | | | | | 136 | | | | | 84 | | | |
| 2.0 TDI quattro (140 kW) Eng.DFHA 7/16-8/18 | | | | | | | | | | | | | | | | | | | |
| 19-2364 | | | F | | | | | 36 | | | 136,4 | | | | | 84 | | | |
| 19-2780 | | | R | | | | | | | | 136 | | | | | 84 | | | |
| 2.0 TFSI quattro (140 kW) Eng.CZPB, DKZA 5/17-1/70 | | | | | | | | | | | | | | | | | | | |
| 19-2364 | | | F | | | | | 36 | | | 136,4 | | | | | 84 | | | |
| 19-2780 | | | R | | | | | | | | 136 | | | | | 84 | | | |
| 30 TDI (85 kW) Eng.DGTE 7/18-1/70 | | | | | | | | | | | | | | | | | | | |
| 19-2364 | | | F | | | | | 36 | | | 136,4 | | | | | 84 | | | |
| 19-2705 | | | R | | | | | 30 | | | 136,5 | | | | | | | | |
| 30 TDI (85 kW) Eng.DTRB (02.21-.), DTRD 4/21-1/70 | | | | | | | | | | | | | | | | | | | |
| 19-2364 | | | F | | | | | 36 | | | 136,4 | | | | | 84 | | | |
| 19-2705 | | | R | | | | | 30 | | | 136,5 | | | | | | | | |
| 30 TFSI (81 kW) Eng.DLAA 8/20-1/70 | | | | | | | | | | | | | | | | | | | |
| 19-2364 | | | F | | | | | 36 | | | 136,4 | | | | | 84 | | | |
| 19-2705 | | | R | | | | | 30 | | | 136,5 | | | | | | | | |
| 30 TFSI (85 kW) Eng.DKRF 7/18-10/20 | | | | | | | | | | | | | | | | | | | |
| 19-2364 | | | F | | | | | 36 | | | 136,4 | | | | | 84 | | | |
| 19-2705 | | | R | | | | | 30 | | | 136,5 | | | | | | | | |
| 35 TDI (110 kW) Eng.DFGA, DTTC (01.21-.) 9/16-1/70 | | | | | | | | | | | | | | | | | | | |
| 19-2364 | | | F | | | | | 36 | | | 136,4 | | | | | 84 | | | |
| 19-2705 | | | R | | | | | 30 | | | 136,5 | | | | | | | | |
| 35 TDI quattro (110 kW) Eng.DFGA, DTTC (08.20-.) 9/18-1/70 | | | | | | | | | | | | | | | | | | | |
| 19-2364 | | | F | | | | | 36 | | | 136,4 | | | | | 84 | | | |
| 19-2780 | | | R | | | | | | | | 136 | | | | | 84 | | | |

AUDI

| METELLI ref | Spare Parts | | F/R | L/R | | | ABS | A | B | C | D | E | F | G | H | I | L | M | Fig | NOTE |
|--|-------------|--|-----|-----|--|--|-----|---|---|---|---|-------|---|---|---|---|----|---|-----|------|
| 2.0 TDI (110 kW) Eng.CUVC, DBBA, DFTA 11/14-10/18 | | | | | | | | | | | | | | | | | | | | |
| 19-2317 | | | F | | | | | | | | | 137 | | | | | 84 | | | |
| 19-2704 | | | R | | | | | | | | | 136,9 | | | | | | | | |
| 2.0 TDI (130 kW) Eng.CFGC 6/11-4/15 | | | | | | | | | | | | | | | | | | | | |
| 19-2317 | | | F | | | | | | | | | 137 | | | | | 84 | | | |
| 19-2704 | | | R | | | | | | | | | 136,9 | | | | | | | | |
| 2.0 TDI (135 kW) Eng.CUWA, DFUA 5/15-10/18 | | | | | | | | | | | | | | | | | | | | |
| 19-2317 | | | F | | | | | | | | | 137 | | | | | 84 | | | |
| 19-2704 | | | R | | | | | | | | | 136,9 | | | | | | | | |
| 2.0 TDI quattro (103 kW) Eng.CFFB 1/12-10/18 | | | | | | | | | | | | | | | | | | | | |
| 19-2317 | | | F/R | | | | | | | | | 137 | | | | | 84 | | | |
| 2.0 TDI quattro (110 kW) Eng.CUVC, DFTA 11/14-10/18 | | | | | | | | | | | | | | | | | | | | |
| 19-2317 | | | F | | | | | | | | | 137 | | | | | 84 | | | |
| 19-2704 | | | R | | | | | | | | | 136,9 | | | | | | | | |
| 2.0 TDI quattro (120 kW) Eng.CFGD 6/11-4/15 | | | | | | | | | | | | | | | | | | | | |
| 19-2317 | | | F | | | | | | | | | 137 | | | | | 84 | | | |
| 2.0 TDI quattro (130 kW) Eng.CFGC, CLLB 6/11-10/18 | | | | | | | | | | | | | | | | | | | | |
| 19-2317 | | | F/R | | | | | | | | | 137 | | | | | 84 | | | |
| 2.0 TDI quattro (135 kW) Eng.CUWA, CYLA, DFUA 11/14-10/18 | | | | | | | | | | | | | | | | | | | | |
| 19-2317 | | | F | | | | | | | | | 137 | | | | | 84 | | | |
| 2.0 TFSI (132 kW) Eng.CULB 5/15-10/18 | | | | | | | | | | | | | | | | | | | | |
| 19-2317 | | | F | | | | | | | | | 137 | | | | | 84 | | | |
| 19-2704 | | | R | | | | | | | | | 136,9 | | | | | | | | |
| 2.0 TFSI quattro (125 kW) Eng.CCZC 6/11-4/15 | | | | | | | | | | | | | | | | | | | | |
| 19-2317 | | | F/R | | | | | | | | | 137 | | | | | 84 | | | |
| 2.0 TFSI quattro (132 kW) Eng.CULB 11/14-10/18 | | | | | | | | | | | | | | | | | | | | |
| 19-2317 | | | F | | | | | | | | | 137 | | | | | 84 | | | |
| 2.0 TFSI quattro (155 kW) Eng.CPSA 6/11-4/15 | | | | | | | | | | | | | | | | | | | | |
| 19-2317 | | | F/R | | | | | | | | | 137 | | | | | 84 | | | |

AUDI

| METELLI ref | Spare Parts | | F/R | L/R | | | ABS | A | B | C | D | E | F | G | H | I | L | M | Fig | NOTE |
|---|-------------|--|-----|-----|--|--|-----|---|----|---|---|-------|---|---|---|---|---|---|-----|------|
| 40 TFSI quattro (140 kW) Eng.DKTC, DNNA (04.21-.) 7/18-1/70 | | | | | | | | | | | | | | | | | | | | |
| 19-2364 | | | F | | | | | | 36 | | | 136,4 | | | | | | | 84 | |
| 19-2780 | | | R | | | | | | | | | 136 | | | | | | | 84 | |
| 45 TFSI (169 kW) Eng.DKTA 7/18-1/70 | | | | | | | | | | | | | | | | | | | | |
| 19-2364 | | | F | | | | | | 36 | | | 136,4 | | | | | | | 84 | |
| 19-2780 | | | R | | | | | | | | | 136 | | | | | | | 84 | |
| 45 TFSI quattro (169 kW) Eng.DKTA 7/18-1/70 | | | | | | | | | | | | | | | | | | | | |
| 19-2364 | | | F | | | | | | 36 | | | 136,4 | | | | | | | 84 | |
| 19-2780 | | | R | | | | | | | | | 136 | | | | | | | 84 | |
| Q3 II Sportback (F3N) 6/19-1/70 | | | | | | | | | | | | | | | | | | | | |
| 2.5 RS quattro (294 kW) Eng.DAZA, DNWA 10/19-1/70 | | | | | | | | | | | | | | | | | | | | |
| 19-2364 | | | F | | | | | | 36 | | | 136,4 | | | | | | | 84 | |
| 19-2780 | | | R | | | | | | | | | 136 | | | | | | | 84 | |
| 35 TDI (110 kW) Eng.DFGA, DTSA (03.21-.), DTSB (09.20-.) 11/19-1/70 | | | | | | | | | | | | | | | | | | | | |
| 19-2364 | | | F | | | | | | 36 | | | 136,4 | | | | | | | 84 | |
| 19-2704 | | | R | | | | | | | | | 136,9 | | | | | | | | |
| 35 TDI quattro (110 kW) Eng.DFGA, DTSA (03.21-.), DTSB (09.20-.) 9/19-1/70 | | | | | | | | | | | | | | | | | | | | |
| 19-2364 | | | F | | | | | | 36 | | | 136,4 | | | | | | | 84 | |
| 19-2780 | | | R | | | | | | | | | 136 | | | | | | | 84 | |
| 35 TFSI (110 kW) Eng.CZDA 10/19-1/70 | | | | | | | | | | | | | | | | | | | | |
| 19-2364 | | | F | | | | | | 36 | | | 136,4 | | | | | | | 84 | |
| 19-2704 | | | R | | | | | | | | | 136,9 | | | | | | | | |
| 35 TFSI (110 kW) Eng.DPCA 9/19-1/70 | | | | | | | | | | | | | | | | | | | | |
| 19-2364 | | | F | | | | | | 36 | | | 136,4 | | | | | | | 84 | |
| 19-2704 | | | R | | | | | | | | | 136,9 | | | | | | | | |
| 35 TFSI Mild Hybrid (110 kW) Eng.DFYA 11/19-1/70 | | | | | | | | | | | | | | | | | | | | |
| 19-2364 | | | F | | | | | | 36 | | | 136,4 | | | | | | | 84 | |
| 19-2704 | | | R | | | | | | | | | 136,9 | | | | | | | | |

AUDI

| METELLI ref | Spare Parts | | F/R | L/R | | ABS | A | B | C | D | E | F | G | H | I | L | M | Fig | NOTE |
|---|-------------|--|-----|-----|--|-----|---|----|----|-----|-------|---|---|---|---|------|---|-----|------------|
| 40 TDI quattro (140 kW) Eng.DFHA 7/19-1/70 | | | | | | | | | | | | | | | | | | | |
| 19-2364 | | | F | | | | | 36 | | | 136,4 | | | | | 84 | | | |
| 19-2780 | | | R | | | | | | | | 136 | | | | | 84 | | | |
| 40 TDI quattro (147 kW) Eng.DTUA 9/20-1/70 | | | | | | | | | | | | | | | | | | | |
| 19-2364 | | | F | | | | | 36 | | | 136,4 | | | | | 84 | | | Disc 312mm |
| 19-2780 | | | F | | | | | | | | 136 | | | | | 84 | | | Disc 288mm |
| 40 TFSI quattro (140 kW) Eng.DKTC, DNNA (04.21-.) 11/19-1/70 | | | | | | | | | | | | | | | | | | | |
| 19-2364 | | | F | | | | | 36 | | | 136,4 | | | | | 84 | | | |
| 19-2780 | | | R | | | | | | | | 136 | | | | | 84 | | | |
| 45 TFSI quattro (169 kW) Eng.DKTA 6/19-1/70 | | | | | | | | | | | | | | | | | | | |
| 19-2364 | | | F | | | | | 36 | | | 136,4 | | | | | 84 | | | |
| 19-2780 | | | R | | | | | | | | 136 | | | | | 84 | | | |
| Q5 I (8RB) 11/08-1/70 | | | | | | | | | | | | | | | | | | | |
| 2.0 Hybrid quattro (180 kW) Eng.CHJA 9/12-5/16 | | | | | | | | | | | | | | | | | | | |
| 19-2779 | | | F/R | | | | | | 61 | 100 | 151,5 | | | | | 40,5 | | | |
| 2.0 TDI (100 kW) Eng.CJCB, CSUB 11/10-5/17 | | | | | | | | | | | | | | | | | | | |
| 19-2779 | | | F | | | | | | 61 | 100 | 151,5 | | | | | 40,5 | | | |
| 2.0 TDI (105 kW) Eng.CJCA 11/10-5/13 | | | | | | | | | | | | | | | | | | | |
| 19-2779 | | | F | | | | | | 61 | 100 | 151,5 | | | | | 40,5 | | | |
| 2.0 TDI (110 kW) Eng.CJCD, CSUA 5/13-5/17 | | | | | | | | | | | | | | | | | | | |
| 19-2779 | | | F | | | | | | 61 | 100 | 151,5 | | | | | 40,5 | | | Eng. CJCD |
| 2.0 TDI (140 kW) Eng.CNHA 9/15-5/17 | | | | | | | | | | | | | | | | | | | |
| 19-2779 | | | F | | | | | | 61 | 100 | 151,5 | | | | | 40,5 | | | |
| 2.0 TDI quattro (100 kW) Eng.CAGB, CJCB, CSUB 8/09-5/17 | | | | | | | | | | | | | | | | | | | |
| 19-2779 | | | F/R | | | | | | 61 | 100 | 151,5 | | | | | 40,5 | | | |
| 2.0 TDI quattro (105 kW) Eng.CAGA, CJCA 8/09-5/13 | | | | | | | | | | | | | | | | | | | |
| 19-2779 | | | F/R | | | | | | 61 | 100 | 151,5 | | | | | 40,5 | | | |

AUDI

| METELLI ref | Spare Parts | | F/R | L/R | | | ABS | A | B | C | D | E | F | G | H | I | L | M | Fig | NOTE |
|---|-------------|--|-----|-----|--|--|-----|---|---|----|-----|-------|---|---|---|---|---|---|------|------|
| 2.0 TDI quattro (110 kW) Eng.CJCD, CSUA 5/13-5/17 | | | | | | | | | | | | | | | | | | | | |
| 19-2779 | | | F/R | | | | | | | 61 | 100 | 151,5 | | | | | | | 40,5 | |
| 2.0 TDI quattro (120 kW) Eng.CAHB, CGLA, CGLD, CNHC 11/08-5/17 | | | | | | | | | | | | | | | | | | | | |
| 19-2779 | | | F/R | | | | | | | 61 | 100 | 151,5 | | | | | | | 40,5 | |
| 2.0 TDI quattro (125 kW) Eng.CAHA, CGLB, CMGA 11/08-9/12 | | | | | | | | | | | | | | | | | | | | |
| 19-2779 | | | F/R | | | | | | | 61 | 100 | 151,5 | | | | | | | 40,5 | |
| 2.0 TDI quattro (130 kW) Eng.CGLC, CMGB 6/12-5/17 | | | | | | | | | | | | | | | | | | | | |
| 19-2779 | | | F/R | | | | | | | 61 | 100 | 151,5 | | | | | | | 40,5 | |
| 2.0 TDI quattro (140 kW) Eng.CNHA 11/13-5/17 | | | | | | | | | | | | | | | | | | | | |
| 19-2779 | | | F | | | | | | | 61 | 100 | 151,5 | | | | | | | 40,5 | |
| 2.0 TFSI hybrid quattro (155 kW) Eng.CHJA 6/11-6/16 | | | | | | | | | | | | | | | | | | | | |
| 19-2779 | | | F/R | | | | | | | 61 | 100 | 151,5 | | | | | | | 40,5 | |
| 2.0 TFSI quattro (132 kW) Eng.CDNB (08.09-10.12), CNCB (11.12-.) 8/09-5/17 | | | | | | | | | | | | | | | | | | | | |
| 19-2779 | | | F/R | | | | | | | 61 | 100 | 151,5 | | | | | | | 40,5 | |
| 2.0 TFSI quattro (155 kW) Eng.CAEB, CDNC 11/08-9/12 | | | | | | | | | | | | | | | | | | | | |
| 19-2779 | | | F/R | | | | | | | 61 | 100 | 151,5 | | | | | | | 40,5 | |
| 2.0 TFSI quattro (162 kW) Eng.CPMB 5/13-5/17 | | | | | | | | | | | | | | | | | | | | |
| 19-2779 | | | F/R | | | | | | | 61 | 100 | 151,5 | | | | | | | 40,5 | |
| 2.0 TFSI quattro (165 kW) Eng.CNCD 6/12-5/16 | | | | | | | | | | | | | | | | | | | | |
| 19-2779 | | | F/R | | | | | | | 61 | 100 | 151,5 | | | | | | | 40,5 | |
| 2.0 TFSI quattro (169 kW) Eng.CNCE 8/15-5/17 | | | | | | | | | | | | | | | | | | | | |
| 19-2779 | | | F/R | | | | | | | 61 | 100 | 151,5 | | | | | | | 40,5 | |
| 3.0 TDI quattro (155 kW) Eng.CCWB 11/08-9/12 | | | | | | | | | | | | | | | | | | | | |
| 19-2779 | | | F/R | | | | | | | 61 | 100 | 151,5 | | | | | | | 40,5 | |
| 3.0 TDI quattro (176 kW) Eng.CCWA, CPNB 11/08-5/17 | | | | | | | | | | | | | | | | | | | | |
| 19-2779 | | | F/R | | | | | | | 61 | 100 | 151,5 | | | | | | | 40,5 | |
| 3.0 TDI quattro (180 kW) Eng.CDUD 6/12-5/17 | | | | | | | | | | | | | | | | | | | | |
| 19-2779 | | | F/R | | | | | | | 61 | 100 | 151,5 | | | | | | | 40,5 | |

AUDI

| METELLI ref | Spare Parts | | F/R | L/R | | | ABS | A | B | C | D | E | F | G | H | I | L | M | Fig | NOTE |
|--|-------------|--|-----|-----|--|--|-----|---|---|----|---|---|---|---|---|---|---|---|-----|------|
| 2.0 TFSI quattro (185 kW) Eng.DAXB, DAYB, DJYA 6/16-1/70 | | | | | | | | | | | | | | | | | | | | |
| 19-8199 | | | F/R | | | | | | | 61 | | | | | | | | | 41 | |
| 3.0 TDI quattro (210 kW) Eng.DCPC 7/17-11/20 | | | | | | | | | | | | | | | | | | | | |
| 19-8199 | | | F/R | | | | | | | 61 | | | | | | | | | 41 | |
| 30 TDI Mild Hybrid (100 kW) Eng.DEZB 9/19-1/70 | | | | | | | | | | | | | | | | | | | | |
| 19-8199 | | | F | | | | | | | 61 | | | | | | | | | 41 | |
| 35 TDI Mild Hybrid (120 kW) Eng.DEZE, DTNA (08.20-.) 9/19-1/70 | | | | | | | | | | | | | | | | | | | | |
| 19-8199 | | | F | | | | | | | 61 | | | | | | | | | 41 | |
| 35 TDI quattro (120 kW) Eng.DETB 8/18-11/20 | | | | | | | | | | | | | | | | | | | | |
| 19-8199 | | | F/R | | | | | | | 61 | | | | | | | | | 41 | |
| 40 TDI Mild Hybrid quattro (150 kW) Eng.DFBA, DTPA 9/19-1/70 | | | | | | | | | | | | | | | | | | | | |
| 19-8199 | | | F/R | | | | | | | 61 | | | | | | | | | 41 | |
| 40 TDI quattro (140 kW) Eng.DESA, DETA 10/18-1/70 | | | | | | | | | | | | | | | | | | | | |
| 19-8199 | | | F/R | | | | | | | 61 | | | | | | | | | 41 | |
| 45 TDI quattro (170 kW) Eng.DCPE 8/18-11/20 | | | | | | | | | | | | | | | | | | | | |
| 19-8199 | | | F/R | | | | | | | 61 | | | | | | | | | 41 | |
| 45 TFSI Mild Hybrid quattro (195 kW) Eng.DPUA, DPVA 8/20-1/70 | | | | | | | | | | | | | | | | | | | | |
| 19-8199 | | | F | | | | | | | 61 | | | | | | | | | 41 | |
| 45 TFSI quattro (180 kW) Eng.DNTA 12/18-1/70 | | | | | | | | | | | | | | | | | | | | |
| 19-8199 | | | F/R | | | | | | | 61 | | | | | | | | | 41 | |
| 50 TDI quattro (210 kW) Eng.DCPC 3/19-11/20 | | | | | | | | | | | | | | | | | | | | |
| 19-8199 | | | F/R | | | | | | | 61 | | | | | | | | | 41 | |
| 50 TFSI e Quattro (195 kW) Eng.DRYA 2/21-1/70 | | | | | | | | | | | | | | | | | | | | |
| 19-8199 | | | F | | | | | | | 61 | | | | | | | | | 41 | |
| 55 TFSI e quattro (270 kW) Eng.DLGA 8/19-1/70 | | | | | | | | | | | | | | | | | | | | |
| 19-8199 | | | F/R | | | | | | | 61 | | | | | | | | | 41 | |
| SQ5 TDI Mild Hybrid quattro (255 kW) Eng.DEWB 2/19-1/70 | | | | | | | | | | | | | | | | | | | | |
| 19-8199 | | | F/R | | | | | | | 61 | | | | | | | | | 41 | |

AUDI

| METELLI ref | Spare Parts | F/R | L/R | ABS | A | B | C | D | E | F | G | H | I | L | M | Fig | NOTE |
|---|-------------|-----|-----|-----|---|---|----|----|---|---|---|---|---|----|---|-----|------------|
| 3.0 TFSI quattro (206 kW) Eng.CJWE, CTWB 5/11-8/15 | | | | | | | | | | | | | | | | | |
| 19-2355 | | F/R | | | | | 51 | 96 | | | | | | 50 | | | |
| 3.0 TFSI quattro (245 kW) Eng.CJTB, CJWB, CNAА, CTWA 5/10-8/15 | | | | | | | | | | | | | | | | | |
| 19-2355 | | F/R | | | | | 51 | 96 | | | | | | 50 | | | |
| 3.6 FSI quattro (206 kW) Eng.BHK 8/06-5/10 | | | | | | | | | | | | | | | | | |
| 19-2355 | | F/R | | | | | 51 | 96 | | | | | | 50 | | | |
| 4.2 FSI quattro (257 kW) Eng.BAR 3/06-5/10 | | | | | | | | | | | | | | | | | |
| 19-2355 | | F/R | | | | | 51 | 96 | | | | | | 50 | | | |
| 4.2 TDI quattro (240 kW) Eng.BTR 3/07-6/09 | | | | | | | | | | | | | | | | | |
| 19-2355 | | F/R | | | | | 51 | 96 | | | | | | 50 | | | |
| 4.2 TDI quattro (250 kW) Eng.CCFA, CCFC 5/09-8/15 | | | | | | | | | | | | | | | | | |
| 19-2355 | | F/R | | | | | 51 | 96 | | | | | | 50 | | | |
| 6.0 TDI quattro (368 kW) Eng.CCGA 9/08-5/14 | | | | | | | | | | | | | | | | | |
| 19-2355 | | F/R | | | | | 51 | 96 | | | | | | 50 | | | |
| Q7 II (4MB, 4MG) 11/08-1/70 | | | | | | | | | | | | | | | | | |
| 2.0 TFSI e-tron quattro (185 kW) Eng.CVJA 2/16-1/70 | | | | | | | | | | | | | | | | | |
| 19-8199 | | F/R | | | | | 61 | | | | | | | 41 | | | PR T2G |
| 2.0 TFSI quattro (185 kW) Eng.CYMC, CYRB, DMFB 8/15-1/70 | | | | | | | | | | | | | | | | | |
| 19-8199 | | F/R | | | | | 61 | | | | | | | 41 | | | PR T2G |
| 3.0 45 TDI Mild Hybrid quattro (170 kW) Eng.DHXC, DPXB 7/18-1/70 | | | | | | | | | | | | | | | | | |
| 19-8199 | | F/R | | | | | 61 | | | | | | | 41 | | | PR 0KA/5KA |
| 3.0 50 TDI Mild Hybrid quattro (210 kW) Eng.DHXA, DPXA (11.20-.) 7/18-1/70 | | | | | | | | | | | | | | | | | |
| 19-8199 | | F/R | | | | | 61 | | | | | | | 41 | | | PR 0KA/5KA |
| 3.0 TDI e-tron quattro (190 kW) Eng.CVZA 8/15-12/19 | | | | | | | | | | | | | | | | | |
| 19-8199 | | F/R | | | | | 61 | | | | | | | 41 | | | PR 0KA/5KA |
| 3.0 TDI quattro (155 kW) Eng.CZZB 8/15-12/19 | | | | | | | | | | | | | | | | | |
| 19-8199 | | F/R | | | | | 61 | | | | | | | 41 | | | PR 0KA/5KA |

AUDI

| METELLI ref | Spare Parts | F/R | L/R | ABS | A | B | C | D | E | F | G | H | I | L | M | Fig | NOTE |
|--|-------------|-----|-----|-----|---|---|----|----|-----|---|---|---|---|----|-------|-----|------------|
| 3.0 TDI quattro (160 kW) Eng.CRTE, CZZA 5/15-12/19 | | | | | | | | | | | | | | | | | |
| 19-8199 | | F/R | | | | | 61 | | | | | | | 41 | | | PR 0KA/5KA |
| 3.0 TDI quattro (183 kW) Eng.CVMD 6/15-12/19 | | | | | | | | | | | | | | | | | |
| 19-8199 | | F/R | | | | | 61 | | | | | | | 41 | | | PR 0KA/5KA |
| 3.0 TDI quattro (190 kW) Eng.CUEA 8/15-12/19 | | | | | | | | | | | | | | | | | |
| 19-8199 | | F/R | | | | | 61 | | | | | | | 41 | | | PR 0KA/5KA |
| 3.0 TDI quattro (200 kW) Eng.CRTC 1/15-12/19 | | | | | | | | | | | | | | | | | |
| 19-8199 | | F/R | | | | | 61 | | | | | | | 41 | | | PR 0KA/5KA |
| 3.0 TFSI quattro (245 kW) Eng.CREC 1/15-12/19 | | | | | | | | | | | | | | | | | |
| 19-8199 | | F/R | | | | | 61 | | | | | | | 41 | | | PR 0KA/5KA |
| 55 TFSI e quattro (280 kW) Eng.- 11/19-1/70 | | | | | | | | | | | | | | | | | |
| 19-8199 | | F/R | | | | | 61 | | | | | | | 41 | | | PR 0KA/5KA |
| 55 TFSI Mild Hybrid quattro (250 kW) Eng.DCBD 7/19-1/70 | | | | | | | | | | | | | | | | | |
| 19-8199 | | F/R | | | | | 61 | | | | | | | 41 | | | PR 0KA/5KA |
| 60 TFSI e quattro (335 kW) Eng.DCBE 11/19-1/70 | | | | | | | | | | | | | | | | | |
| 19-8199 | | F/R | | | | | 61 | | | | | | | 41 | | | PR 0KA/5KA |
| SQ7 TDI quattro (320 kW) Eng.CZAC, DMVA 4/16-12/19 | | | | | | | | | | | | | | | | | |
| 19-8199 | | F/R | | | | | 61 | | | | | | | 41 | | | PR 5KA |
| R8 I (422, 423) 4/07-7/15 | | | | | | | | | | | | | | | | | |
| 4.2 FSI quattro (309 kW) Eng.BYH 4/07-9/10 | | | | | | | | | | | | | | | | | |
| 19-2778 | | R | | | | | 45 | 92 | 135 | | | | | 30 | 42,25 | | |
| 19-2785 | | F | | | | | 43 | 85 | | | | | | 29 | 40,25 | | |
| 4.2 FSI quattro (316 kW) Eng.CNDA 7/10-7/15 | | | | | | | | | | | | | | | | | |
| 19-2778 | | R | | | | | 45 | 92 | 135 | | | | | 30 | 42,25 | | |
| 19-2785 | | F | | | | | 43 | 85 | | | | | | 29 | 40,25 | | |
| 5.2 FSI quattro (386 kW) Eng.BUJ, CTYA 4/09-7/15 | | | | | | | | | | | | | | | | | |
| 19-2785 | | F | | | | | 43 | 85 | | | | | | 29 | 40,25 | | |

AUDI

| METELLI ref | Spare Parts | | F/R | L/R | | | ABS | A | B | C | D | E | F | G | H | I | L | M | Fig | NOTE |
|---|-------------|--|-----|-----|--|--|-----|---|---|----|-----|-------|---|---|---|----|-------|---|-----|------|
| 5.2 FSI quattro (404 kW) Eng.CTPA 5/12-7/15 | | | | | | | | | | | | | | | | | | | | |
| 19-2785 | | | F | | | | | | | 43 | 85 | | | | | 29 | 40,25 | | | |
| 5.2 FSI quattro (412 kW) Eng.CMPA 11/10-7/15 | | | | | | | | | | | | | | | | | | | | |
| 19-2785 | | | F | | | | | | | 43 | 85 | | | | | 29 | 40,25 | | | |
| 5.2 FSI quattro (419 kW) Eng.CTPB 7/14-7/15 | | | | | | | | | | | | | | | | | | | | |
| 19-2785 | | | F | | | | | | | 43 | 85 | | | | | 29 | 40,25 | | | |
| R8 I Spyder (427, 429) 2/10-7/15 | | | | | | | | | | | | | | | | | | | | |
| 4.2 FSI quattro (316 kW) Eng.CNDA 9/10-7/15 | | | | | | | | | | | | | | | | | | | | |
| 19-2778 | | | R | | | | | | | 45 | 92 | 135 | | | | 30 | 42,25 | | | |
| 19-2785 | | | F | | | | | | | 43 | 85 | | | | | 29 | 40,25 | | | |
| 5.2 FSI quattro (386 kW) Eng.BUJ, CTYA 2/10-7/15 | | | | | | | | | | | | | | | | | | | | |
| 19-2785 | | | F | | | | | | | 43 | 85 | | | | | 29 | 40,25 | | | |
| 5.2 FSI quattro (412 kW) Eng.CMPA 11/11-7/15 | | | | | | | | | | | | | | | | | | | | |
| 19-2785 | | | F | | | | | | | 43 | 85 | | | | | 29 | 40,25 | | | |
| R8 II (4S3, 4SP) 7/15-1/70 | | | | | | | | | | | | | | | | | | | | |
| 5.2 FSI quattro (397 kW) Eng.CSPB, DKAB 7/15-1/70 | | | | | | | | | | | | | | | | | | | | |
| 19-2779 | | | R | | | | | | | 61 | 100 | 151,5 | | | | | 40,5 | | | |
| 5.2 FSI quattro (419 kW) Eng.DKAC 9/18-1/70 | | | | | | | | | | | | | | | | | | | | |
| 19-2779 | | | R | | | | | | | 61 | 100 | 151,5 | | | | | 40,5 | | | |
| 5.2 FSI quattro (449 kW) Eng.CSPA (-11.17), DKAA 7/15-1/70 | | | | | | | | | | | | | | | | | | | | |
| 19-2779 | | | R | | | | | | | 61 | 100 | 151,5 | | | | | 40,5 | | | |
| 5.2 FSI quattro (456 kW) Eng.DMWA 9/18-1/70 | | | | | | | | | | | | | | | | | | | | |
| 19-2779 | | | R | | | | | | | 61 | 100 | 151,5 | | | | | 40,5 | | | |
| 5.2 FSI RWS (397 kW) Eng.DKAB 9/17-1/70 | | | | | | | | | | | | | | | | | | | | |
| 19-2779 | | | R | | | | | | | 61 | 100 | 151,5 | | | | | 40,5 | | | |

AUDI

| METELLI ref | Spare Parts | | F/R | L/R | | | ABS | A | B | C | D | E | F | G | H | I | L | M | Fig | NOTE |
|---|-------------|--------|-----|-----|--|--|-----|---|---|----|----|-----|---|---|---|---|---|---|------|---------------|
| 1.8 T (140 kW) Eng.BVR 9/05-6/06 | | | | | | | | | | | | | | | | | | | | |
| 19-2318 | | | F | | | | | | | 40 | 74 | | | | | | | | 40 | |
| 19-2499 | | | R | | | | 43 | | | 30 | | 120 | | | | | | | 63,5 | |
| 1.8 T quattro (132 kW) Eng.AJQ, ARY, ATC, AUQ 10/98-6/06 | | | | | | | | | | | | | | | | | | | | |
| 19-1595 | | -05/01 | F/R | | | | | | | 40 | 74 | | | | | | | | 40 | |
| 19-2318 | | 05/01- | F | | | | | | | 40 | 74 | | | | | | | | 40 | |
| 1.8 T quattro (140 kW) Eng.BVR 9/05-6/06 | | | | | | | | | | | | | | | | | | | | |
| 19-1595 | | | R | | | | | | | 40 | 74 | | | | | | | | 40 | |
| 19-2318 | | | F | | | | | | | 40 | 74 | | | | | | | | 40 | |
| 1.8 T quattro (165 kW) Eng.APX, BAM, BEA 10/98-6/06 | | | | | | | | | | | | | | | | | | | | |
| 19-1595 | | -05/01 | F/R | | | | | | | 40 | 74 | | | | | | | | 40 | |
| 19-2318 | | 05/01- | F | | | | | | | 40 | 74 | | | | | | | | 40 | |
| 1.8 T quattro (176 kW) Eng.BFV 3/05-6/06 | | | | | | | | | | | | | | | | | | | | |
| 19-1595 | | | R | | | | | | | 40 | 74 | | | | | | | | 40 | |
| 19-2318 | | | F | | | | | | | 40 | 74 | | | | | | | | 40 | |
| 3.2 VR6 quattro (184 kW) Eng.BHE (07.03-), BPF 7/03-6/06 | | | | | | | | | | | | | | | | | | | | |
| 19-1595 | | | R | | | | | | | 40 | 74 | | | | | | | | 40 | |
| 19-2318 | | | F | | | | | | | 40 | 74 | | | | | | | | 40 | |
| TT I Roadster (8N9) 10/99-6/06 | | | | | | | | | | | | | | | | | | | | |
| 1.8 T (110 kW) Eng.AUM 1/01-6/06 | | | | | | | | | | | | | | | | | | | | |
| 19-1595 | | -08/02 | F | | | | | | | 40 | 74 | | | | | | | | 40 | Exc. 18Inch |
| 19-2318 | | | F | | | | | | | 40 | 74 | | | | | | | | 40 | 18Inch Wheels |
| 19-2499 | | | R | | | | 43 | | | 30 | | 120 | | | | | | | 63,5 | |
| 1.8 T (120 kW) Eng.BVP 9/05-6/06 | | | | | | | | | | | | | | | | | | | | |
| 19-2318 | | | F | | | | | | | 40 | 74 | | | | | | | | 40 | |
| 19-2499 | | | R | | | | 43 | | | 30 | | 120 | | | | | | | 63,5 | |
| 1.8 T (132 kW) Eng.AJQ, APP, ATC, AUQ, AWP 10/99-6/06 | | | | | | | | | | | | | | | | | | | | |
| 19-1595 | | -08/02 | F | | | | | | | 40 | 74 | | | | | | | | 40 | Exc. 18Inch |

AUDI

| METELLI ref | Spare Parts | | F/R | L/R | | ABS | A | B | C | D | E | F | G | H | I | L | M | Fig | NOTE |
|---|-------------|--------|-----|-----|--|-----|---|---|----|----|-------|---|---|---|---|------|---|-----|---------------|
| 19-2318 | | | F | | | | | | 40 | 74 | | | | | | 40 | | | 18Inch Wheels |
| 19-2499 | | | R | | | 43 | | | 30 | | 120 | | | | | 63,5 | | | |
| 1.8 T (140 kW) Eng.BVR 9/05-6/06 | | | | | | | | | | | | | | | | | | | |
| 19-2318 | | | F | | | | | | 40 | 74 | | | | | | 40 | | | |
| 19-2499 | | | R | | | 43 | | | 30 | | 120 | | | | | 63,5 | | | |
| 1.8 T quattro (132 kW) Eng.AJQ, ARY, AUQ 2/00-6/06 | | | | | | | | | | | | | | | | | | | |
| 19-1595 | | -05/01 | F/R | | | | | | 40 | 74 | | | | | | 40 | | | |
| 19-2318 | | 05/01- | F | | | | | | 40 | 74 | | | | | | 40 | | | |
| 1.8 T quattro (140 kW) Eng.BVR 9/05-6/06 | | | | | | | | | | | | | | | | | | | |
| 19-1595 | | | R | | | | | | 40 | 74 | | | | | | 40 | | | |
| 19-2318 | | | F | | | | | | 40 | 74 | | | | | | 40 | | | |
| 1.8 T quattro (165 kW) Eng.APX, BAM, BEA 10/99-6/06 | | | | | | | | | | | | | | | | | | | |
| 19-1595 | | -05/01 | F/R | | | | | | 40 | 74 | | | | | | 40 | | | |
| 19-2318 | | 05/01- | F | | | | | | 40 | 74 | | | | | | 40 | | | |
| 3.2 VR6 quattro (184 kW) Eng.BHE (07.03-), BPF 7/03-6/06 | | | | | | | | | | | | | | | | | | | |
| 19-1595 | | | R | | | | | | 40 | 74 | | | | | | 40 | | | |
| 19-2318 | | | F | | | | | | 40 | 74 | | | | | | 40 | | | |
| TT II (8J3) 8/06-6/14 | | | | | | | | | | | | | | | | | | | |
| 1.8 TFSI (118 kW) Eng.CDAA 6/08-6/14 | | | | | | | | | | | | | | | | | | | |
| 19-2317 | | | F | | | | | | | | 137 | | | | | 84 | | | |
| 19-2704 | | | R | | | | | | | | 136,9 | | | | | | | | |
| 2.0 TDI quattro (125 kW) Eng.CBBB, CFGB 6/08-6/14 | | | | | | | | | | | | | | | | | | | |
| 19-2317 | | | F/R | | | | | | | | 137 | | | | | 84 | | | |
| 2.0 TFSI (147 kW) Eng.BPY, BWA, CCTA 8/06-6/10 | | | | | | | | | | | | | | | | | | | |
| 19-2317 | | | F | | | | | | | | 137 | | | | | 84 | | | |
| 19-2704 | | | R | | | | | | | | 136,9 | | | | | | | | |
| 2.0 TFSI (155 kW) Eng.CESA 5/10-6/14 | | | | | | | | | | | | | | | | | | | |
| 19-2317 | | | F | | | | | | | | 137 | | | | | 84 | | | |

AUDI

| METELLI ref | Spare Parts | | F/R | L/R | | ABS | A | B | C | D | E | F | G | H | I | L | M | Fig | NOTE |
|---|-------------|--|-----|-----|--|-----|---|---|---|---|-------|---|---|---|---|----|---|-----|------|
| 19-2704 | | | R | | | | | | | | 136,9 | | | | | | | | |
| 2.0 TFSI quattro (147 kW) Eng.CCTA, CCZA 6/08-6/10 | | | | | | | | | | | | | | | | | | | |
| 19-2317 | | | F/R | | | | | | | | 137 | | | | | 84 | | | |
| 2.0 TFSI quattro (155 kW) Eng.CESA, CETA 5/10-6/14 | | | | | | | | | | | | | | | | | | | |
| 19-2317 | | | F/R | | | | | | | | 137 | | | | | 84 | | | |
| 2.0 TTS quattro (195 kW) Eng.CDLA, CDMA 5/08-6/14 | | | | | | | | | | | | | | | | | | | |
| 19-2317 | | | F/R | | | | | | | | 137 | | | | | 84 | | | |
| 2.0 TTS quattro (200 kW) Eng.CDLB 5/08-6/14 | | | | | | | | | | | | | | | | | | | |
| 19-2317 | | | F/R | | | | | | | | 137 | | | | | 84 | | | |
| 2.5 RS quattro (250 kW) Eng.CEPA 7/09-6/14 | | | | | | | | | | | | | | | | | | | |
| 19-2317 | | | F/R | | | | | | | | 137 | | | | | 84 | | | |
| 2.5 RS quattro (265 kW) Eng.CEPB 5/11-6/14 | | | | | | | | | | | | | | | | | | | |
| 19-2317 | | | F/R | | | | | | | | 137 | | | | | 84 | | | |
| 3.2 V6 quattro (184 kW) Eng.BUB, CBRA 8/06-6/10 | | | | | | | | | | | | | | | | | | | |
| 19-2317 | | | F/R | | | | | | | | 137 | | | | | 84 | | | |
| TT II Roadster (8J9) 3/07-8/14 | | | | | | | | | | | | | | | | | | | |
| 1.8 TFSI (118 kW) Eng.CDAA 6/08-6/14 | | | | | | | | | | | | | | | | | | | |
| 19-2317 | | | F | | | | | | | | 137 | | | | | 84 | | | |
| 19-2704 | | | R | | | | | | | | 136,9 | | | | | | | | |
| 2.0 TDI quattro (125 kW) Eng.CBBB, CFGB 6/08-6/14 | | | | | | | | | | | | | | | | | | | |
| 19-2317 | | | F/R | | | | | | | | 137 | | | | | 84 | | | |
| 2.0 TFSI (147 kW) Eng.BPY, BWA, CCTA 3/07-6/10 | | | | | | | | | | | | | | | | | | | |
| 19-2317 | | | F | | | | | | | | 137 | | | | | 84 | | | |
| 19-2704 | | | R | | | | | | | | 136,9 | | | | | | | | |
| 2.0 TFSI (155 kW) Eng.CESA 5/10-6/14 | | | | | | | | | | | | | | | | | | | |
| 19-2317 | | | F | | | | | | | | 137 | | | | | 84 | | | |
| 19-2704 | | | R | | | | | | | | 136,9 | | | | | | | | |

AUDI

| METELLI ref | Spare Parts | | F/R | L/R | | | ABS | A | B | C | D | E | F | G | H | I | L | M | Fig | NOTE |
|--|-------------|--|-----|-----|--|--|-----|---|----|---|---|-------|---|---|---|---|---|----|-----|------|
| 2.0 TFSI quattro (162 kW) Eng.CNTC 4/15-1/70 | | | | | | | | | | | | | | | | | | | | |
| 19-2364 | | | F | | | | | | 36 | | | 136,4 | | | | | | 84 | | |
| 19-2780 | | | R | | | | | | | | | 136 | | | | | | 84 | | |
| 2.0 TFSI quattro (169 kW) Eng.CHHC 7/14-1/70 | | | | | | | | | | | | | | | | | | | | |
| 19-2364 | | | F | | | | | | 36 | | | 136,4 | | | | | | 84 | | |
| 19-2780 | | | R | | | | | | | | | 136 | | | | | | 84 | | |
| 2.0 TTS quattro (210 kW) Eng.CJXF 2/15-1/70 | | | | | | | | | | | | | | | | | | | | |
| 19-2364 | | | F | | | | | | 36 | | | 136,4 | | | | | | 84 | | |
| 19-2780 | | | R | | | | | | | | | 136 | | | | | | 84 | | |
| 2.0 TTS quattro (215 kW) Eng.CYFB, DLRA 7/15-1/70 | | | | | | | | | | | | | | | | | | | | |
| 19-2364 | | | F | | | | | | 36 | | | 136,4 | | | | | | 84 | | |
| 19-2780 | | | R | | | | | | | | | 136 | | | | | | 84 | | |
| 2.0 TTS quattro (225 kW) Eng.DNUF 8/18-1/70 | | | | | | | | | | | | | | | | | | | | |
| 19-2364 | | | F | | | | | | 36 | | | 136,4 | | | | | | 84 | | |
| 19-2780 | | | R | | | | | | | | | 136 | | | | | | 84 | | |
| 2.0 TTS quattro (228 kW) Eng.CJXG 11/14-1/70 | | | | | | | | | | | | | | | | | | | | |
| 19-2364 | | | F | | | | | | 36 | | | 136,4 | | | | | | 84 | | |
| 19-2780 | | | R | | | | | | | | | 136 | | | | | | 84 | | |
| 2.5 RS quattro (294 kW) Eng.DAZA, DNWA (12.18-.) 10/16-1/70 | | | | | | | | | | | | | | | | | | | | |
| 19-2364 | | | F | | | | | | 36 | | | 136,4 | | | | | | 84 | | |
| 19-2780 | | | R | | | | | | | | | 136 | | | | | | 84 | | |
| 40 TFSI (145 kW) Eng.DKZB, DNNB (03.21-.) 7/18-1/70 | | | | | | | | | | | | | | | | | | | | |
| 19-2364 | | | F | | | | | | 36 | | | 136,4 | | | | | | 84 | | |
| 19-2704 | | | R | | | | | | | | | 136,9 | | | | | | | | |
| 45 TFSI (180 kW) Eng.DKTB, DNPA (11.20-.) 7/18-1/70 | | | | | | | | | | | | | | | | | | | | |
| 19-2364 | | | F | | | | | | 36 | | | 136,4 | | | | | | 84 | | |
| 19-2704 | | | R | | | | | | | | | 136,9 | | | | | | | | |
| 45 TFSI quattro (180 kW) Eng.DKTB, DNPA (11.20-.) 7/18-1/70 | | | | | | | | | | | | | | | | | | | | |
| 19-2364 | | | F | | | | | | 36 | | | 136,4 | | | | | | 84 | | |

AUDI

| METELLI ref | Spare Parts | | F/R | L/R | | ABS | A | B | C | D | E | F | G | H | I | L | M | Fig | NOTE |
|--|-------------|--|-----|-----|--|-----|---|----|---|---|-------|---|---|---|---|----|---|-----|------|
| 19-2780 | | | R | | | | | | | | 136 | | | | | 84 | | | |
| TT III Roadster (FV9, FVR) 11/14-1/70 | | | | | | | | | | | | | | | | | | | |
| 1.8 TFSI (132 kW) Eng.CJSA, CJSB 7/15-8/18 | | | | | | | | | | | | | | | | | | | |
| 19-2364 | | | F | | | | | 36 | | | 136,4 | | | | | 84 | | | |
| 19-2704 | | | R | | | | | | | | 136,9 | | | | | | | | |
| 2.0 TDI (135 kW) Eng.CUNA 11/14-1/70 | | | | | | | | | | | | | | | | | | | |
| 19-2364 | | | F | | | | | 36 | | | 136,4 | | | | | 84 | | | |
| 19-2704 | | | R | | | | | | | | 136,9 | | | | | | | | |
| 2.0 TDI quattro (135 kW) Eng.CUNA 1/17-1/70 | | | | | | | | | | | | | | | | | | | |
| 19-2364 | | | F | | | | | 36 | | | 136,4 | | | | | 84 | | | |
| 19-2780 | | | R | | | | | | | | 136 | | | | | 84 | | | |
| 2.0 TFSI (169 kW) Eng.CHHC 11/14-1/70 | | | | | | | | | | | | | | | | | | | |
| 19-2364 | | | F | | | | | 36 | | | 136,4 | | | | | 84 | | | |
| 19-2704 | | | R | | | | | | | | 136,9 | | | | | | | | |
| 2.0 TFSI quattro (162 kW) Eng.CNTC 4/15-1/70 | | | | | | | | | | | | | | | | | | | |
| 19-2364 | | | F | | | | | 36 | | | 136,4 | | | | | 84 | | | |
| 19-2780 | | | R | | | | | | | | 136 | | | | | 84 | | | |
| 2.0 TFSI quattro (169 kW) Eng.CHHC 11/14-1/70 | | | | | | | | | | | | | | | | | | | |
| 19-2364 | | | F | | | | | 36 | | | 136,4 | | | | | 84 | | | |
| 19-2780 | | | R | | | | | | | | 136 | | | | | 84 | | | |
| 2.0 TTS quattro (210 kW) Eng.CJXF 2/15-1/70 | | | | | | | | | | | | | | | | | | | |
| 19-2364 | | | F | | | | | 36 | | | 136,4 | | | | | 84 | | | |
| 19-2780 | | | R | | | | | | | | 136 | | | | | 84 | | | |
| 2.0 TTS quattro (225 kW) Eng.DNUF 8/18-1/70 | | | | | | | | | | | | | | | | | | | |
| 19-2364 | | | F | | | | | 36 | | | 136,4 | | | | | 84 | | | |
| 19-2780 | | | R | | | | | | | | 136 | | | | | 84 | | | |
| 2.0 TTS quattro (228 kW) Eng.CJXG 11/14-1/70 | | | | | | | | | | | | | | | | | | | |
| 19-2364 | | | F | | | | | 36 | | | 136,4 | | | | | 84 | | | |

AUDI

| METELLI ref | Spare Parts | F/R | L/R | ABS | A | B | C | D | E | F | G | H | I | L | M | Fig | NOTE |
|---|-------------|-----|-----|-----|---|----|---|---|-------|---|---|---|---|----|---|-----|------|
| 19-2780 | | R | | | | | | | 136 | | | | | 84 | | | |
| 2.5 RS quattro (294 kW) Eng.DAZA, DNWA (12.18-) 10/16-1/70 | | | | | | | | | | | | | | | | | |
| 19-2364 | | F | | | | 36 | | | 136,4 | | | | | 84 | | | |
| 19-2780 | | R | | | | | | | 136 | | | | | 84 | | | |
| 40 TFSI (145 kW) Eng.DKZB, DNNB (03.21-) 7/18-1/70 | | | | | | | | | | | | | | | | | |
| 19-2364 | | F | | | | 36 | | | 136,4 | | | | | 84 | | | |
| 19-2704 | | R | | | | | | | 136,9 | | | | | | | | |
| 45 TFSI (180 kW) Eng.DKTB, DNPA (11.20-) 7/18-1/70 | | | | | | | | | | | | | | | | | |
| 19-2364 | | F | | | | 36 | | | 136,4 | | | | | 84 | | | |
| 19-2704 | | R | | | | | | | 136,9 | | | | | | | | |
| 45 TFSI quattro (180 kW) Eng.DKTB, DNPA (11.20-) 7/18-1/70 | | | | | | | | | | | | | | | | | |
| 19-2364 | | F | | | | 36 | | | 136,4 | | | | | 84 | | | |
| 19-2780 | | R | | | | | | | 136 | | | | | 84 | | | |

V8 (441, 442, 4C2, 4C8) 10/88-2/94

3.6 quattro (180 kW) Eng.PT 4/93-2/94

| | | | | | | | | | | | | | | | | | |
|---------|--|-----|--|--|--|--|----|----|--|--|--|--|--|----|--|--|--|
| 19-2105 | | F/R | | | | | 43 | 82 | | | | | | 37 | | | |
|---------|--|-----|--|--|--|--|----|----|--|--|--|--|--|----|--|--|--|

3.6 quattro (184 kW) Eng.PT 10/88-2/94

| | | | | | | | | | | | | | | | | | |
|---------|--|-----|--|--|--|--|----|----|--|--|--|--|--|----|--|--|--|
| 19-2105 | | F/R | | | | | 43 | 82 | | | | | | 37 | | | |
|---------|--|-----|--|--|--|--|----|----|--|--|--|--|--|----|--|--|--|

4.2 quattro (206 kW) Eng.ABH (10.91-02.94) 10/91-2/94

| | | | | | | | | | | | | | | | | | |
|---------|--|-----|--|--|--|--|----|----|--|--|--|--|--|----|--|--|--|
| 19-2105 | | F/R | | | | | 43 | 82 | | | | | | 37 | | | |
|---------|--|-----|--|--|--|--|----|----|--|--|--|--|--|----|--|--|--|

BMW

02 (E10) 9/67-7/77

2002 Ti (88 kW) Eng.M10 B20 6/68-4/72

| | | | | | | | | | | | | | | | | | |
|---------|--|---|--|--|--|--|-------|-------|--|--|--|--|--|-------|--|--|--|
| 19-2111 | | F | | | | | 17,46 | 59,13 | | | | | | 16,76 | | | |
|---------|--|---|--|--|--|--|-------|-------|--|--|--|--|--|-------|--|--|--|

2002 Tii (96 kW) Eng.M10 B20 (23EA) 4/71-6/75

| | | | | | | | | | | | | | | | | | |
|---------|--|---|--|--|--|--|-------|-------|--|--|--|--|--|-------|--|--|--|
| 19-2111 | | F | | | | | 17,46 | 59,13 | | | | | | 16,76 | | | |
|---------|--|---|--|--|--|--|-------|-------|--|--|--|--|--|-------|--|--|--|

BMW

| METELLI ref | Spare Parts | | F/R | L/R | | | ABS | A | B | C | D | E | F | G | H | I | L | M | Fig | NOTE |
|--|-------------|--|-----|-----|--|--|-----|---|---|----|----|-----|---|---|---|---|----|---|-----|------|
| 118 i (95 kW) Eng.N46 B20 B 9/06-2/08 | | | | | | | | | | | | | | | | | | | | |
| 19-2751 | | | F | | | | | | | | | 147 | | | | | 84 | | | |
| 19-2752 | | | R | | | | | | | 42 | 75 | | | | | | 37 | | | |
| 118 i (100 kW) Eng.N46 B20 B 9/06-12/11 | | | | | | | | | | | | | | | | | | | | |
| 19-2751 | | | F | | | | | | | | | 147 | | | | | 84 | | | |
| 19-2752 | | | R | | | | | | | 42 | 75 | | | | | | 37 | | | |
| 118 i (105 kW) Eng.N43 B20 A 9/06-12/11 | | | | | | | | | | | | | | | | | | | | |
| 19-2751 | | | F | | | | | | | | | 147 | | | | | 84 | | | |
| 19-2752 | | | R | | | | | | | 42 | 75 | | | | | | 37 | | | |
| 120 d (120 kW) Eng.N47 D20 A (-.08.08), N47 D20 C (09.08-) 3/07-12/11 | | | | | | | | | | | | | | | | | | | | |
| 19-2751 | | | F | | | | | | | | | 147 | | | | | 84 | | | |
| 19-2752 | | | R | | | | | | | 42 | 75 | | | | | | 37 | | | |
| 120 d (130 kW) Eng.N47 D20 A, N47 D20 C 3/07-12/11 | | | | | | | | | | | | | | | | | | | | |
| 19-2751 | | | F | | | | | | | | | 147 | | | | | 84 | | | |
| 19-2752 | | | R | | | | | | | 42 | 75 | | | | | | 37 | | | |
| 120 d (145 kW) Eng.N47 D20 A, N47 D20 C 3/07-12/11 | | | | | | | | | | | | | | | | | | | | |
| 19-2751 | | | F | | | | | | | | | 147 | | | | | 84 | | | |
| 19-2752 | | | R | | | | | | | 42 | 75 | | | | | | 37 | | | |
| 120 i (115 kW) Eng.N46 B20 B, N46 B20 C 3/07-12/11 | | | | | | | | | | | | | | | | | | | | |
| 19-2751 | | | F | | | | | | | | | 147 | | | | | 84 | | | |
| 19-2752 | | | R | | | | | | | 42 | 75 | | | | | | 37 | | | |
| 120 i (120 kW) Eng.N43 B20 A 3/07-12/11 | | | | | | | | | | | | | | | | | | | | |
| 19-2751 | | | F | | | | | | | | | 147 | | | | | 84 | | | |
| 19-2752 | | | R | | | | | | | 42 | 75 | | | | | | 37 | | | |
| 120 i (125 kW) Eng.N43 B20 A 3/07-9/12 | | | | | | | | | | | | | | | | | | | | |
| 19-2751 | | | F | | | | | | | | | 147 | | | | | 84 | | | |
| 19-2752 | | | R | | | | | | | 42 | 75 | | | | | | 37 | | | |
| 123 d (150 kW) Eng.N47 D20 B, N47 D20 D 3/07-12/11 | | | | | | | | | | | | | | | | | | | | |
| 19-2751 | | | F | | | | | | | | | 147 | | | | | 84 | | | |

BMW

| METELLI ref | Spare Parts | | F/R | L/R | | ABS | A | B | C | D | E | F | G | H | I | L | M | Fig | NOTE |
|---|-------------|--|-----|-----|--|-----|---|---|----|----|-----|---|---|---|---|----|---|-----|------|
| 19-2888 | | | R | | | | | | 45 | 85 | | | | | | 41 | | | |
| 130 i (190 kW) Eng.N52 B30 A, N52 B30 B, N52 B30 BF 9/06-12/11 | | | | | | | | | | | | | | | | | | | |
| 19-2751 | | | F | | | | | | | | 147 | | | | | 84 | | | |
| 19-2888 | | | R | | | | | | 45 | 85 | | | | | | 41 | | | |
| 130 i (195 kW) Eng.N52 B30 A, N52 B30 B, N52 B30 BF 9/06-12/11 | | | | | | | | | | | | | | | | | | | |
| 19-2751 | | | F | | | | | | | | 147 | | | | | 84 | | | |
| 19-2888 | | | R | | | | | | 45 | 85 | | | | | | 41 | | | |
| 1 I (E87) 3/03-9/12 | | | | | | | | | | | | | | | | | | | |
| 116 d (66 kW) Eng.N47 D20 C 1/11-12/11 | | | | | | | | | | | | | | | | | | | |
| 19-2751 | | | F | | | | | | | | 147 | | | | | 84 | | | |
| 19-2752 | | | R | | | | | | 42 | 75 | | | | | | 37 | | | |
| 116 d (85 kW) Eng.N47 D20 A, N47 D20 C (09.10-.) 3/09-6/11 | | | | | | | | | | | | | | | | | | | |
| 19-2751 | | | F | | | | | | | | 147 | | | | | 84 | | | |
| 19-2752 | | | R | | | | | | 42 | 75 | | | | | | 37 | | | |
| 116 i (85 kW) Eng.N45 B16 A 6/04-6/11 | | | | | | | | | | | | | | | | | | | |
| 19-2751 | | | F | | | | | | | | 147 | | | | | 84 | | | |
| 19-2752 | | | R | | | | | | 42 | 75 | | | | | | 37 | | | |
| 116 i (90 kW) Eng.N43 B16 AA 9/07-6/11 | | | | | | | | | | | | | | | | | | | |
| 19-2751 | | | F | | | | | | | | 147 | | | | | 84 | | | |
| 19-2752 | | | R | | | | | | 42 | 75 | | | | | | 37 | | | |
| 116 i (90 kW) Eng.N43 B20 A 1/09-6/11 | | | | | | | | | | | | | | | | | | | |
| 19-2751 | | | F | | | | | | | | 147 | | | | | 84 | | | |
| 19-2752 | | | R | | | | | | 42 | 75 | | | | | | 37 | | | |
| 118 d (90 kW) Eng.M47 D20 (204D4) 6/04-2/07 | | | | | | | | | | | | | | | | | | | |
| 19-2751 | | | F | | | | | | | | 147 | | | | | 84 | | | |
| 19-2752 | | | R | | | | | | 42 | 75 | | | | | | 37 | | | |
| 118 d (100 kW) Eng.N47 D20 A, N47 D20 C 3/07-6/11 | | | | | | | | | | | | | | | | | | | |
| 19-2751 | | | F | | | | | | | | 147 | | | | | 84 | | | |

BMW

| METELLI ref | Spare Parts | | F/R | L/R | | | ABS | A | B | C | D | E | F | G | H | I | L | M | Fig | NOTE |
|---|-------------|--|-----|-----|--|--|-----|---|---|----|----|-----|---|---|---|---|----|---|-----|------|
| 19-2752 | | | R | | | | | | | 42 | 75 | | | | | | 37 | | | |
| 118 d (105 kW) Eng.N47 D20 A, N47 D20 C 3/07-6/11 | | | | | | | | | | | | | | | | | | | | |
| 19-2751 | | | F | | | | | | | | | 147 | | | | | 84 | | | |
| 19-2752 | | | R | | | | | | | 42 | 75 | | | | | | 37 | | | |
| 118 i (95 kW) Eng.N46 B20 B 7/04-2/07 | | | | | | | | | | | | | | | | | | | | |
| 19-2751 | | | F | | | | | | | | | 147 | | | | | 84 | | | |
| 19-2752 | | | R | | | | | | | 42 | 75 | | | | | | 37 | | | |
| 118 i (100 kW) Eng.N46 B20 B 10/06-6/11 | | | | | | | | | | | | | | | | | | | | |
| 19-2751 | | | F | | | | | | | | | 147 | | | | | 84 | | | |
| 19-2752 | | | R | | | | | | | 42 | 75 | | | | | | 37 | | | |
| 118 i (105 kW) Eng.N43 B20 A 9/06-6/11 | | | | | | | | | | | | | | | | | | | | |
| 19-2751 | | | F | | | | | | | | | 147 | | | | | 84 | | | |
| 19-2752 | | | R | | | | | | | 42 | 75 | | | | | | 37 | | | |
| 118 i (125 kW) Eng.N43 B20 A 3/07-12/07 | | | | | | | | | | | | | | | | | | | | |
| 19-2751 | | | F | | | | | | | | | 147 | | | | | 84 | | | |
| 19-2752 | | | R | | | | | | | 42 | 75 | | | | | | 37 | | | |
| 120 d (110 kW) Eng.M47 D20 (204D4) 6/04-2/07 | | | | | | | | | | | | | | | | | | | | |
| 19-2751 | | | F | | | | | | | | | 147 | | | | | 84 | | | |
| 19-2752 | | | R | | | | | | | 42 | 75 | | | | | | 37 | | | |
| 120 d (120 kW) Eng.M47 D20 (204D4) (-.02.07), N47 D20 A (03.07-.) 6/04-6/11 | | | | | | | | | | | | | | | | | | | | |
| 19-2751 | | | F | | | | | | | | | 147 | | | | | 84 | | | |
| 19-2752 | | | R | | | | | | | 42 | 75 | | | | | | 37 | | | |
| 120 d (130 kW) Eng.N47 D20 A, N47 D20 C 3/07-6/11 | | | | | | | | | | | | | | | | | | | | |
| 19-2751 | | | F | | | | | | | | | 147 | | | | | 84 | | | |
| 19-2752 | | | R | | | | | | | 42 | 75 | | | | | | 37 | | | |
| 120 i (110 kW) Eng.N46 B20 B, N46 B20 BD, N46 B20 C, N46 B20 CC 6/04-2/07 | | | | | | | | | | | | | | | | | | | | |
| 19-2751 | | | F | | | | | | | | | 147 | | | | | 84 | | | |
| 19-2752 | | | R | | | | | | | 42 | 75 | | | | | | 37 | | | |

BMW

| METELLI ref | Spare Parts | | F/R | L/R | | | ABS | A | B | C | D | E | F | G | H | I | L | M | Fig | NOTE |
|--|-------------|--|-----|-----|--|--|-----|---|---|----|----|-----|---|---|---|---|----|---|-----|------|
| 118 i (105 kW) Eng.N43 B20 A 3/08-12/13 | | | | | | | | | | | | | | | | | | | | |
| 19-2751 | | | F | | | | | | | | | 147 | | | | | 84 | | | |
| 19-2752 | | | R | | | | | | | 42 | 75 | | | | | | 37 | | | |
| 120 d (120 kW) Eng.N47 D20 A, N47 D20 C 3/08-12/13 | | | | | | | | | | | | | | | | | | | | |
| 19-2751 | | | F | | | | | | | | | 147 | | | | | 84 | | | |
| 19-2752 | | | R | | | | | | | 42 | 75 | | | | | | 37 | | | |
| 120 d (130 kW) Eng.N47 D20 A, N47 D20 C 3/08-12/13 | | | | | | | | | | | | | | | | | | | | |
| 19-2751 | | | F | | | | | | | | | 147 | | | | | 84 | | | |
| 19-2752 | | | R | | | | | | | 42 | 75 | | | | | | 37 | | | |
| 120 d (145 kW) Eng.N47 D20 C 3/08-12/13 | | | | | | | | | | | | | | | | | | | | |
| 19-2751 | | | F | | | | | | | | | 147 | | | | | 84 | | | |
| 19-2752 | | | R | | | | | | | 42 | 75 | | | | | | 37 | | | |
| 120 i (115 kW) Eng.N46 B20 B, N46 B20 C, N46 B20 E 3/08-12/13 | | | | | | | | | | | | | | | | | | | | |
| 19-2751 | | | F | | | | | | | | | 147 | | | | | 84 | | | |
| 19-2752 | | | R | | | | | | | 42 | 75 | | | | | | 37 | | | |
| 120 i (120 kW) Eng.N43 B20 A 3/08-12/13 | | | | | | | | | | | | | | | | | | | | |
| 19-2751 | | | F | | | | | | | | | 147 | | | | | 84 | | | |
| 19-2752 | | | R | | | | | | | 42 | 75 | | | | | | 37 | | | |
| 120 i (125 kW) Eng.N43 B20 A 12/07-10/13 | | | | | | | | | | | | | | | | | | | | |
| 19-2751 | | | F | | | | | | | | | 147 | | | | | 84 | | | |
| 19-2752 | | | R | | | | | | | 42 | 75 | | | | | | 37 | | | |
| 123 d (150 kW) Eng.N47 D20 B, N47 D20 D 9/08-12/13 | | | | | | | | | | | | | | | | | | | | |
| 19-2751 | | | F | | | | | | | | | 147 | | | | | 84 | | | |
| 19-2888 | | | R | | | | | | | 45 | 85 | | | | | | 41 | | | |
| 125 i (160 kW) Eng.N52 B30 A, N52 B30 B, N52 B30 BF 12/07-10/13 | | | | | | | | | | | | | | | | | | | | |
| 19-2751 | | | F | | | | | | | | | 147 | | | | | 84 | | | |
| 19-2752 | | | R | | | | | | | 42 | 75 | | | | | | 37 | | | |
| 128 i (171 kW) Eng.N51 B30 A, N52 B30 A 12/07-10/13 | | | | | | | | | | | | | | | | | | | | |
| 19-2751 | | | F | | | | | | | | | 147 | | | | | 84 | | | |

BMW

| METELLI ref | Spare Parts | F/R | L/R | ABS | A | B | C | D | E | F | G | H | I | L | M | Fig | NOTE |
|--|-------------|-----|-----|-----|---|---|----|----|-----|---|---|---|---|----|---|-----|------|
| 19-2888 | | R | | | | | 45 | 85 | | | | | | 41 | | | |
| 135 i (225 kW) Eng.N54 B30 A, N55 B30 A 3/08-10/13 | | | | | | | | | | | | | | | | | |
| 19-2751 | | F | | | | | | | 147 | | | | | 84 | | | |
| 19-2888 | | R | | | | | 45 | 85 | | | | | | 41 | | | |
| 135 i (240 kW) Eng.N55 B30 A 3/08-12/13 | | | | | | | | | | | | | | | | | |
| 19-2751 | | F | | | | | | | 147 | | | | | 84 | | | |
| 19-2888 | | R | | | | | 45 | 85 | | | | | | 41 | | | |
| 1 I Coupe (E82) 9/07-10/13 | | | | | | | | | | | | | | | | | |
| 118 d (100 kW) Eng.N47 D20 C 9/09-10/13 | | | | | | | | | | | | | | | | | |
| 19-2751 | | F | | | | | | | 147 | | | | | 84 | | | |
| 19-2752 | | R | | | | | 42 | 75 | | | | | | 37 | | | |
| 118 d (105 kW) Eng.N47 D20 C 9/09-10/13 | | | | | | | | | | | | | | | | | |
| 19-2751 | | F | | | | | | | 147 | | | | | 84 | | | |
| 19-2752 | | R | | | | | 42 | 75 | | | | | | 37 | | | |
| 120 d (120 kW) Eng.N47 D20 A, N47 D20 C 9/07-10/13 | | | | | | | | | | | | | | | | | |
| 19-2751 | | F | | | | | | | 147 | | | | | 84 | | | |
| 19-2752 | | R | | | | | 42 | 75 | | | | | | 37 | | | |
| 120 d (130 kW) Eng.N47 D20 A, N47 D20 C 9/07-10/13 | | | | | | | | | | | | | | | | | |
| 19-2751 | | F | | | | | | | 147 | | | | | 84 | | | |
| 19-2752 | | R | | | | | 42 | 75 | | | | | | 37 | | | |
| 120 d (145 kW) Eng.N47 D20 A, N47 D20 C 9/07-10/13 | | | | | | | | | | | | | | | | | |
| 19-2751 | | F | | | | | | | 147 | | | | | 84 | | | |
| 19-2752 | | R | | | | | 42 | 75 | | | | | | 37 | | | |
| 120 i (115 kW) Eng.N46 B20 B, N46 B20 BD, N46 B20 C, N46 B20 E 9/09-10/13 | | | | | | | | | | | | | | | | | |
| 19-2751 | | F | | | | | | | 147 | | | | | 84 | | | |
| 19-2752 | | R | | | | | 42 | 75 | | | | | | 37 | | | |
| 120 i (125 kW) Eng.N43 B20 A 10/07-10/13 | | | | | | | | | | | | | | | | | |
| 19-2751 | | F | | | | | | | 147 | | | | | 84 | | | |

BMW

| METELLI ref | Spare Parts | | F/R | L/R | | | ABS | A | B | C | D | E | F | G | H | I | L | M | Fig | NOTE |
|---|-------------|--|-----|-----|--|--|-----|---|---|----|----|-------|---|---|---|---|----|---|-----|------|
| 19-2752 | | | R | | | | | | | 42 | 75 | | | | | | 37 | | | |
| 123 d (150 kW) Eng.N47 D20 B, N47 D20 D 10/07-10/13 | | | | | | | | | | | | | | | | | | | | |
| 19-2751 | | | F | | | | | | | | | 147 | | | | | 84 | | | |
| 19-2888 | | | R | | | | | | | 45 | 85 | | | | | | 41 | | | |
| 125 i (160 kW) Eng.N52 B30 A, N52 B30 B, N52 B30 BF 3/08-10/13 | | | | | | | | | | | | | | | | | | | | |
| 19-2751 | | | F | | | | | | | | | 147 | | | | | 84 | | | |
| 19-2752 | | | R | | | | | | | 42 | 75 | | | | | | 37 | | | |
| 135 i (225 kW) Eng.N54 B30 A, N55 B30 A 10/07-10/13 | | | | | | | | | | | | | | | | | | | | |
| 19-2751 | | | F | | | | | | | | | 147 | | | | | 84 | | | |
| 19-2888 | | | R | | | | | | | 45 | 85 | | | | | | 41 | | | |
| 135 i (240 kW) Eng.N54 B30 A, N55 B30 A 10/07-10/13 | | | | | | | | | | | | | | | | | | | | |
| 19-2751 | | | F | | | | | | | | | 147 | | | | | 84 | | | |
| 19-2888 | | | R | | | | | | | 45 | 85 | | | | | | 41 | | | |
| M (250 kW) Eng.N54 B30 A 3/11-6/12 | | | | | | | | | | | | | | | | | | | | |
| 19-2888 | | | R | | | | | | | 45 | 85 | | | | | | 41 | | | |
| 1 II (F20) 11/10-1/70 | | | | | | | | | | | | | | | | | | | | |
| 114 d (70 kW) Eng.B37 D15 A 7/15-6/19 | | | | | | | | | | | | | | | | | | | | |
| 19-8149 | | | F | | | | | | | | | 146,9 | | | | | 88 | | | |
| 114 d (70 kW) Eng.N47 D16 A 11/12-6/15 | | | | | | | | | | | | | | | | | | | | |
| 19-8149 | | | F | | | | | | | | | 146,9 | | | | | 88 | | | |
| 114 i (75 kW) Eng.N13 B16 A 7/12-2/15 | | | | | | | | | | | | | | | | | | | | |
| 19-8149 | | | F | | | | | | | | | 146,9 | | | | | 88 | | | |
| 116 d (85 kW) Eng.B37 D15 A 3/15-6/19 | | | | | | | | | | | | | | | | | | | | |
| 19-8149 | | | F | | | | | | | | | 146,9 | | | | | 88 | | | |
| 116 d (85 kW) Eng.N47 D16 A 3/12-2/15 | | | | | | | | | | | | | | | | | | | | |
| 19-8149 | | | F | | | | | | | | | 146,9 | | | | | 88 | | | |
| 116 d (85 kW) Eng.N47 D20 C 7/11-2/15 | | | | | | | | | | | | | | | | | | | | |
| 19-8149 | | | F | | | | | | | | | 146,9 | | | | | 88 | | | |

| BMW | | | | | | | | | | | | | | | | | | | | |
|--|-------------|--|-----|-----|--|--|-----|---|---|---|---|-------|---|---|---|---|---|----|-----|------|
| METELLI ref | Spare Parts | | F/R | L/R | | | ABS | A | B | C | D | E | F | G | H | I | L | M | Fig | NOTE |
| 116 i (80 kW) Eng.B38 B15 A 3/15-6/19 | | | | | | | | | | | | | | | | | | | | |
| 19-8149 | | | F | | | | | | | | | 146,9 | | | | | | 88 | | |
| 116 i (100 kW) Eng.N13 B16 A 7/11-2/15 | | | | | | | | | | | | | | | | | | | | |
| 19-8149 | | | F | | | | | | | | | 146,9 | | | | | | 88 | | |
| 118 d (100 kW) Eng.B47 D20 A (03.15-), N47 D20 C (-02.15) 7/11-6/19 | | | | | | | | | | | | | | | | | | | | |
| 19-8149 | | | F | | | | | | | | | 146,9 | | | | | | 88 | | |
| 118 d (105 kW) Eng.N47 D20 C 7/11-2/15 | | | | | | | | | | | | | | | | | | | | |
| 19-8149 | | | F | | | | | | | | | 146,9 | | | | | | 88 | | |
| 118 d (110 kW) Eng.B47 D20 A 3/15-6/19 | | | | | | | | | | | | | | | | | | | | |
| 19-8149 | | | F | | | | | | | | | 146,9 | | | | | | 88 | | |
| 118 i (100 kW) Eng.B38 B15 A 7/15-6/19 | | | | | | | | | | | | | | | | | | | | |
| 19-8149 | | | F | | | | | | | | | 146,9 | | | | | | 88 | | |
| 118 i (100 kW) Eng.N13 B16 A 3/15-6/15 | | | | | | | | | | | | | | | | | | | | |
| 19-8149 | | | F | | | | | | | | | 146,9 | | | | | | 88 | | |
| 118 i (125 kW) Eng.N13 B16 A 7/11-2/15 | | | | | | | | | | | | | | | | | | | | |
| 19-8149 | | | F | | | | | | | | | 146,9 | | | | | | 88 | | |
| 120 d (120 kW) Eng.B47 D20 A, N47 D20 C 7/11-6/19 | | | | | | | | | | | | | | | | | | | | |
| 19-8149 | | | F | | | | | | | | | 146,9 | | | | | | 88 | | |
| 120 d (135 kW) Eng.N47 D20 C 7/11-2/15 | | | | | | | | | | | | | | | | | | | | |
| 19-8149 | | | F | | | | | | | | | 146,9 | | | | | | 88 | | |
| 120 d (140 kW) Eng.B47 D20 A 3/15-6/19 | | | | | | | | | | | | | | | | | | | | |
| 19-8149 | | | F | | | | | | | | | 146,9 | | | | | | 88 | | |
| 120 d (147 kW) Eng.N47 D20 C 7/11-2/15 | | | | | | | | | | | | | | | | | | | | |
| 19-8149 | | | F | | | | | | | | | 146,9 | | | | | | 88 | | |
| 120 i (130 kW) Eng.N13 B16 A 3/15-6/16 | | | | | | | | | | | | | | | | | | | | |
| 19-8149 | | | F | | | | | | | | | 146,9 | | | | | | 88 | | |
| 120 i (135 kW) Eng.B48 B20 A 7/16-6/19 | | | | | | | | | | | | | | | | | | | | |
| 19-8149 | | | F | | | | | | | | | 146,9 | | | | | | 88 | | |

BMW

| METELLI ref | Spare Parts | | F/R | L/R | | | ABS | A | B | C | D | E | F | G | H | I | L | M | Fig | NOTE |
|--|-------------|--|-----|-----|--|--|-----|---|---|---|---|-------|---|---|---|---|----|---|-----|------|
| 125 d (155 kW) Eng.B47 D20 B, N47 D20 D 3/12-6/19 | | | | | | | | | | | | | | | | | | | | |
| 19-8149 | | | F | | | | | | | | | 146,9 | | | | | 88 | | | |
| 125 d (160 kW) Eng.N47 D20 D 3/12-2/15 | | | | | | | | | | | | | | | | | | | | |
| 19-8149 | | | F | | | | | | | | | 146,9 | | | | | 88 | | | |
| 125 d (165 kW) Eng.B47 D20 B 3/15-6/19 | | | | | | | | | | | | | | | | | | | | |
| 19-8149 | | | F | | | | | | | | | 146,9 | | | | | 88 | | | |
| 125 i (160 kW) Eng.N20 B20 A 3/12-11/17 | | | | | | | | | | | | | | | | | | | | |
| 19-8149 | | | F | | | | | | | | | 146,9 | | | | | 88 | | | |
| 125 i (165 kW) Eng.B48 B20 B 7/16-6/19 | | | | | | | | | | | | | | | | | | | | |
| 19-8149 | | | F | | | | | | | | | 146,9 | | | | | 88 | | | |
| 125 i (175 kW) Eng.N20 B20 A 3/12-11/17 | | | | | | | | | | | | | | | | | | | | |
| 19-8149 | | | F | | | | | | | | | 146,9 | | | | | 88 | | | |
| M 135 i (235 kW) Eng.N55 B30 A 7/12-2/15 | | | | | | | | | | | | | | | | | | | | |
| 19-8149 | | | F | | | | | | | | | 146,9 | | | | | 88 | | | |
| M 135 i (240 kW) Eng.N55 B30 A 3/15-6/16 | | | | | | | | | | | | | | | | | | | | |
| 19-8149 | | | F | | | | | | | | | 146,9 | | | | | 88 | | | |
| M 140 i (250 kW) Eng.B58 B30 A 7/16-6/19 | | | | | | | | | | | | | | | | | | | | |
| 19-8149 | | | F | | | | | | | | | 146,9 | | | | | 88 | | | |
| 1 II (F21) 12/11-1/70 | | | | | | | | | | | | | | | | | | | | |
| 114 d (70 kW) Eng.B37 D15 A 6/15-1/70 | | | | | | | | | | | | | | | | | | | | |
| 19-8149 | | | F | | | | | | | | | 146,9 | | | | | 88 | | | |
| 114 d (70 kW) Eng.N47 D16 A 7/12-1/70 | | | | | | | | | | | | | | | | | | | | |
| 19-8149 | | | F | | | | | | | | | 146,9 | | | | | 88 | | | |
| 114 i (75 kW) Eng.N13 B16 A 12/11-1/70 | | | | | | | | | | | | | | | | | | | | |
| 19-8149 | | | F | | | | | | | | | 146,9 | | | | | 88 | | | |
| 116 d (85 kW) Eng.B37 D15 A 3/15-1/70 | | | | | | | | | | | | | | | | | | | | |
| 19-8149 | | | F | | | | | | | | | 146,9 | | | | | 88 | | | |

| BMW | | | | | | | | | | | | | | | | | | | | |
|--|-------------|--|-----|-----|--|--|-----|---|---|---|---|-------|---|---|---|---|----|---|-----|------|
| METELLI ref | Spare Parts | | F/R | L/R | | | ABS | A | B | C | D | E | F | G | H | I | L | M | Fig | NOTE |
| 116 d (85 kW) Eng.N47 D16 A 12/11-1/70 | | | | | | | | | | | | | | | | | | | | |
| 19-8149 | | | F | | | | | | | | | 146,9 | | | | | 88 | | | |
| 116 d (85 kW) Eng.N47 D20 C 1/12-1/70 | | | | | | | | | | | | | | | | | | | | |
| 19-8149 | | | F | | | | | | | | | 146,9 | | | | | 88 | | | |
| 116 i (80 kW) Eng.B38 B15 A 3/15-1/70 | | | | | | | | | | | | | | | | | | | | |
| 19-8149 | | | F | | | | | | | | | 146,9 | | | | | 88 | | | |
| 116 i (100 kW) Eng.N13 B16 A 12/11-1/70 | | | | | | | | | | | | | | | | | | | | |
| 19-8149 | | | F | | | | | | | | | 146,9 | | | | | 88 | | | |
| 118 d (100 kW) Eng.N47 D20 C 12/11-2/15 | | | | | | | | | | | | | | | | | | | | |
| 19-8149 | | | F | | | | | | | | | 146,9 | | | | | 88 | | | |
| 118 d (105 kW) Eng.N47 D20 C 12/11-1/70 | | | | | | | | | | | | | | | | | | | | |
| 19-8149 | | | F | | | | | | | | | 146,9 | | | | | 88 | | | |
| 118 d (110 kW) Eng.B47 D20 A 3/15-1/70 | | | | | | | | | | | | | | | | | | | | |
| 19-8149 | | | F | | | | | | | | | 146,9 | | | | | 88 | | | |
| 118 i (100 kW) Eng.B38 B15 A 3/15-1/70 | | | | | | | | | | | | | | | | | | | | |
| 19-8149 | | | F | | | | | | | | | 146,9 | | | | | 88 | | | |
| 118 i (100 kW) Eng.N13 B16 A 3/15-1/70 | | | | | | | | | | | | | | | | | | | | |
| 19-8149 | | | F | | | | | | | | | 146,9 | | | | | 88 | | | |
| 118 i (125 kW) Eng.N13 B16 A 7/12-1/70 | | | | | | | | | | | | | | | | | | | | |
| 19-8149 | | | F | | | | | | | | | 146,9 | | | | | 88 | | | |
| 120 d (120 kW) Eng.N47 D20 C 7/12-1/70 | | | | | | | | | | | | | | | | | | | | |
| 19-8149 | | | F | | | | | | | | | 146,9 | | | | | 88 | | | |
| 120 d (135 kW) Eng.N47 D20 C 7/12-1/70 | | | | | | | | | | | | | | | | | | | | |
| 19-8149 | | | F | | | | | | | | | 146,9 | | | | | 88 | | | |
| 120 d (140 kW) Eng.B47 D20 A 3/15-1/70 | | | | | | | | | | | | | | | | | | | | |
| 19-8149 | | | F | | | | | | | | | 146,9 | | | | | 88 | | | |
| 120 d (147 kW) Eng.N47 D20 C 1/12-2/15 | | | | | | | | | | | | | | | | | | | | |
| 19-8149 | | | F | | | | | | | | | 146,9 | | | | | 88 | | | |

BMW

| METELLI ref | Spare Parts | | F/R | L/R | | | ABS | A | B | C | D | E | F | G | H | I | L | M | Fig | NOTE |
|---|-------------|--------|-----|-----|--|--|-----|---|---|-------|-------|-------|---|---|---|---|-------|---|-----|------|
| 120 i (130 kW) Eng.N13 B16 A 3/15-1/70 | | | | | | | | | | | | | | | | | | | | |
| 19-8149 | | | F | | | | | | | | | 146,9 | | | | | 88 | | | |
| 120 i (135 kW) Eng.B48 B20 A 7/16-1/70 | | | | | | | | | | | | | | | | | | | | |
| 19-8149 | | | F | | | | | | | | | 146,9 | | | | | 88 | | | |
| 125 d (155 kW) Eng.N47 D20 D 12/11-2/15 | | | | | | | | | | | | | | | | | | | | |
| 19-8149 | | | F | | | | | | | | | 146,9 | | | | | 88 | | | |
| 125 d (160 kW) Eng.N47 D20 D 12/11-1/70 | | | | | | | | | | | | | | | | | | | | |
| 19-8149 | | | F | | | | | | | | | 146,9 | | | | | 88 | | | |
| 125 d (165 kW) Eng.B47 D20 B 3/15-1/70 | | | | | | | | | | | | | | | | | | | | |
| 19-8149 | | | F | | | | | | | | | 146,9 | | | | | 88 | | | |
| 125 i (160 kW) Eng.N20 B20 A 12/11-12/19 | | | | | | | | | | | | | | | | | | | | |
| 19-8149 | | | F | | | | | | | | | 146,9 | | | | | 88 | | | |
| 125 i (165 kW) Eng.B48 B20 B 10/15-1/70 | | | | | | | | | | | | | | | | | | | | |
| 19-8149 | | | F | | | | | | | | | 146,9 | | | | | 88 | | | |
| 125 i (175 kW) Eng.N20 B20 A 3/13-1/70 | | | | | | | | | | | | | | | | | | | | |
| 19-8149 | | | F | | | | | | | | | 146,9 | | | | | 88 | | | |
| M 135 i (235 kW) Eng.N55 B30 A 12/11-1/70 | | | | | | | | | | | | | | | | | | | | |
| 19-8149 | | | F | | | | | | | | | 146,9 | | | | | 88 | | | |
| M 135 i (240 kW) Eng.N55 B30 A 3/15-1/70 | | | | | | | | | | | | | | | | | | | | |
| 19-8149 | | | F | | | | | | | | | 146,9 | | | | | 88 | | | |
| M 140 i (250 kW) Eng.B58 B30 A 10/15-1/70 | | | | | | | | | | | | | | | | | | | | |
| 19-8149 | | | F | | | | | | | | | 146,9 | | | | | 88 | | | |
| 1500-2000 (115, 116, 118, 121) 10/62-11/72 | | | | | | | | | | | | | | | | | | | | |
| 1800 (66 kW) Eng.M118 8/63-9/69 | | | | | | | | | | | | | | | | | | | | |
| 19-2111 | | 01/66- | F | | | | | | | 17,46 | 59,13 | | | | | | 16,76 | | | |
| 1800 Ti (81 kW) Eng.M118 10/63-4/68 | | | | | | | | | | | | | | | | | | | | |
| 19-2111 | | 01/66- | F | | | | | | | 17,46 | 59,13 | | | | | | 16,76 | | | |

BMW

| METELLI ref | Spare Parts | F/R | L/R | ABS | A | B | C | D | E | F | G | H | I | L | M | Fig | NOTE |
|--|-------------|-----|-----|-----|---|---|---|---|-------|---|---|---|---|----|---|-----|------|
| 2 I Cabrio (F23) 3/14-1/70 | | | | | | | | | | | | | | | | | |
| 218 d (100 kW) Eng.B47 D20 A 7/15-1/70 | | | | | | | | | | | | | | | | | |
| 19-8149 | | F | | | | | | | 146,9 | | | | | 88 | | | |
| 218 d (110 kW) Eng.B47 D20 A 7/15-1/70 | | | | | | | | | | | | | | | | | |
| 19-8149 | | F | | | | | | | 146,9 | | | | | 88 | | | |
| 218 i (100 kW) Eng.B38 B15 A 3/15-1/70 | | | | | | | | | | | | | | | | | |
| 19-8149 | | F | | | | | | | 146,9 | | | | | 88 | | | |
| 220 d (120 kW) Eng.B47 D20 A 3/14-1/70 | | | | | | | | | | | | | | | | | |
| 19-8149 | | F | | | | | | | 146,9 | | | | | 88 | | | |
| 220 d (140 kW) Eng.B47 D20 A 3/14-1/70 | | | | | | | | | | | | | | | | | |
| 19-8149 | | F | | | | | | | 146,9 | | | | | 88 | | | |
| 220 i (135 kW) Eng.B48 B20 A 9/15-1/70 | | | | | | | | | | | | | | | | | |
| 19-8149 | | F | | | | | | | 146,9 | | | | | 88 | | | |
| 220 i (135 kW) Eng.N20 B20 A, N20 B20 B 4/14-7/16 | | | | | | | | | | | | | | | | | |
| 19-8149 | | F | | | | | | | 146,9 | | | | | 88 | | | |
| 225 d (165 kW) Eng.B47 D20 B 7/15-1/70 | | | | | | | | | | | | | | | | | |
| 19-8149 | | F | | | | | | | 146,9 | | | | | 88 | | | |
| 225 i (135 kW) Eng.B48 B20 A 10/17-1/70 | | | | | | | | | | | | | | | | | |
| 19-8149 | | F | | | | | | | 146,9 | | | | | 88 | | | |
| 228 i (180 kW) Eng.N20 B20 A 11/14-1/70 | | | | | | | | | | | | | | | | | |
| 19-8149 | | F | | | | | | | 146,9 | | | | | 88 | | | |
| 230 i (185 kW) Eng.B46 B20 B, B48 B20 B 7/16-1/70 | | | | | | | | | | | | | | | | | |
| 19-8149 | | F | | | | | | | 146,9 | | | | | 88 | | | |
| M 235 i (240 kW) Eng.N55 B30 A 11/14-1/70 | | | | | | | | | | | | | | | | | |
| 19-8149 | | F | | | | | | | 146,9 | | | | | 88 | | | |

BMW

| METELLI ref | Spare Parts | F/R | L/R | ABS | A | B | C | D | E | F | G | H | I | L | M | Fig | NOTE |
|---|-------------|-----|-----|-----|---|---|-------|-------|-------|---|---|---|---|-------|---|-----|------|
| 225 i (135 kW) Eng.B48 B20 A 10/17-1/70 | | | | | | | | | | | | | | | | | |
| 19-8149 | | F | | | | | | | 146,9 | | | | | 88 | | | |
| 228 i (180 kW) Eng.N20 B20 A, N26 B20 A 7/14-1/70 | | | | | | | | | | | | | | | | | |
| 19-8149 | | F | | | | | | | 146,9 | | | | | 88 | | | |
| 230 i (185 kW) Eng.B46 B20 B, B48 B20 B 7/16-1/70 | | | | | | | | | | | | | | | | | |
| 19-8149 | | F | | | | | | | 146,9 | | | | | 88 | | | |
| M 235 i (240 kW) Eng.N55 B30 A 10/13-1/70 | | | | | | | | | | | | | | | | | |
| 19-8149 | | F | | | | | | | 146,9 | | | | | 88 | | | |
| M 240 i (250 kW) Eng.B58 B30 A 9/15-1/70 | | | | | | | | | | | | | | | | | |
| 19-8149 | | F | | | | | | | 146,9 | | | | | 88 | | | |
| 2 I Gran Tourer (F46) 7/14-1/70 | | | | | | | | | | | | | | | | | |
| 218 d xDrive (100 kW) Eng.B47 C20 A (-.02.18), B47 C20 B (03.18-.) 3/15-1/70 | | | | | | | | | | | | | | | | | |
| 19-8200 | | R | | | | | | | 142 | | | | | 106 | | | |
| 218 d xDrive (110 kW) Eng.B47 C20 A (-.02.18), B47 C20 B (03.18-.) 3/15-1/70 | | | | | | | | | | | | | | | | | |
| 19-8200 | | R | | | | | | | 142 | | | | | 106 | | | |
| 220 d xDrive (120 kW) Eng.B47 C20 A (-.02.18), B47 C20 B (03.18-.) 3/15-1/70 | | | | | | | | | | | | | | | | | |
| 19-8200 | | R | | | | | | | 142 | | | | | 106 | | | |
| 220 d xDrive (140 kW) Eng.B47 C20 A (-.02.18), B47 C20 B (03.18-.) 3/15-1/70 | | | | | | | | | | | | | | | | | |
| 19-8200 | | R | | | | | | | 142 | | | | | 106 | | | |
| 2000-3.2 Coupe (E9) 1/65-3/76 | | | | | | | | | | | | | | | | | |
| 2.5 CS (110 kW) Eng.M30 B25 9/74-3/76 | | | | | | | | | | | | | | | | | |
| 19-2111 | | F | | | | | 17,46 | 59,13 | | | | | | 16,76 | | | |
| 2000 C/CA (74 kW) Eng.M10 B20 10/65-6/70 | | | | | | | | | | | | | | | | | |
| 19-2111 | | F | | | | | 17,46 | 59,13 | | | | | | 16,76 | | | |
| 2000 CS (88 kW) Eng.M10 B20 10/65-6/70 | | | | | | | | | | | | | | | | | |
| 19-2111 | | F | | | | | 17,46 | 59,13 | | | | | | 16,76 | | | |

BMW

| METELLI ref | Spare Parts | | F/R | L/R | | | ABS | A | B | C | D | E | F | G | H | I | L | M | Fig | NOTE |
|---|-------------|--|-----|-----|--|--|-----|---|---|-------|-------|---|---|---|---|---|---|-------|-----|------|
| 2800 CS (125 kW) Eng.M30 B28 1/69-4/71 | | | | | | | | | | | | | | | | | | | | |
| 19-2111 | | | F | | | | | | | 17,46 | 59,13 | | | | | | | 16,76 | | |
| 3.0 CS (132 kW) Eng.M30 B30 5/71-3/76 | | | | | | | | | | | | | | | | | | | | |
| 19-2111 | | | F | | | | | | | 17,46 | 59,13 | | | | | | | 16,76 | | |
| 3.0 CSi (147 kW) Eng.M30 B30 7/71-3/76 | | | | | | | | | | | | | | | | | | | | |
| 19-2111 | | | F | | | | | | | 17,46 | 59,13 | | | | | | | 16,76 | | |
| 3.0 CSL (152 kW) Eng.M30 B32 (315/1A) 1/74-11/75 | | | | | | | | | | | | | | | | | | | | |
| 19-2111 | | | F | | | | | | | 17,46 | 59,13 | | | | | | | 16,76 | | |
| 2500-3.3 (E3) 10/68-4/77 | | | | | | | | | | | | | | | | | | | | |
| 2.8 L (125 kW) Eng.M30 B28 2/75-4/77 | | | | | | | | | | | | | | | | | | | | |
| 19-2111 | | | F | | | | | | | 17,46 | 59,13 | | | | | | | 16,76 | | |
| 2500 (110 kW) Eng.M30 B25 (10.73-10.76) 10/68-4/77 | | | | | | | | | | | | | | | | | | | | |
| 19-2111 | | | F | | | | | | | 17,46 | 59,13 | | | | | | | 16,76 | | |
| 2800 (125 kW) Eng.M30 B28 10/68-7/75 | | | | | | | | | | | | | | | | | | | | |
| 19-2111 | | | F | | | | | | | 17,46 | 59,13 | | | | | | | 16,76 | | |
| 3.0 L (132 kW) Eng.M30 B30 2/75-4/77 | | | | | | | | | | | | | | | | | | | | |
| 19-2111 | | | F | | | | | | | 17,46 | 59,13 | | | | | | | 16,76 | | |
| 3.0 S (132 kW) Eng.M30 B30 5/71-4/77 | | | | | | | | | | | | | | | | | | | | |
| 19-2111 | | | F | | | | | | | 17,46 | 59,13 | | | | | | | 16,76 | | |
| 3.0 Si (143 kW) Eng.M30 B30 10/75-4/77 | | | | | | | | | | | | | | | | | | | | |
| 19-2111 | | | F | | | | | | | 17,46 | 59,13 | | | | | | | 16,76 | | |
| 3.0 Si (147 kW) Eng.M30 B30 7/71-9/75 | | | | | | | | | | | | | | | | | | | | |
| 19-2111 | | | F | | | | | | | 17,46 | 59,13 | | | | | | | 16,76 | | |
| 3.3 L (140 kW) Eng.M30 B33 (35/40 INAT) 1/74-9/76 | | | | | | | | | | | | | | | | | | | | |
| 19-2111 | | | F | | | | | | | 17,46 | 59,13 | | | | | | | 16,76 | | |

BMW

| METELLI ref | Spare Parts | | F/R | L/R | | | ABS | A | B | C | D | E | F | G | H | I | L | M | Fig | NOTE |
|---|-------------|--------|-----|-----|--|--|-----|---|---|-------|-------|---|---|---|---|---|---|-------|-----|-----------------------|
| 3 I (E21) 6/75-3/84 | | | | | | | | | | | | | | | | | | | | |
| 315 (55 kW) Eng.M10 B16 (164VB) 3/81-3/84 | | | | | | | | | | | | | | | | | | | | |
| 19-2111 | | 09/81- | F | | | | | | | 17,46 | 59,13 | | | | | | | 16,76 | | for tropical climates |
| 316 (66 kW) Eng.M10 B18 (184VC) 9/80-12/82 | | | | | | | | | | | | | | | | | | | | |
| 19-2111 | | 09/81- | F | | | | | | | 17,46 | 59,13 | | | | | | | 16,76 | | for tropical climates |
| 318 i (77 kW) Eng.M10 B18 (184VA) 11/79-8/82 | | | | | | | | | | | | | | | | | | | | |
| 19-2111 | | 09/81- | F | | | | | | | 17,46 | 59,13 | | | | | | | 16,76 | | for tropical climates |
| 320 i (92 kW) Eng.M10 B20 6/75-8/82 | | | | | | | | | | | | | | | | | | | | |
| 19-2111 | | | F | | | | | | | 17,46 | 59,13 | | | | | | | 16,76 | | |
| 320/6 (90 kW) Eng.M20 B20 (206VA) 8/77-10/82 | | | | | | | | | | | | | | | | | | | | |
| 19-2111 | | | F | | | | | | | 17,46 | 59,13 | | | | | | | 16,76 | | |
| 323 i (105 kW) Eng.M20 B23 (236EA) 1/78-10/82 | | | | | | | | | | | | | | | | | | | | |
| 19-2111 | | | F | | | | | | | 17,46 | 59,13 | | | | | | | 16,76 | | |
| 3 II (E30) 9/82-1/92 | | | | | | | | | | | | | | | | | | | | |
| 316 (66 kW) Eng.M10 B18 (184VD) 9/83-6/88 | | | | | | | | | | | | | | | | | | | | |
| 19-2517 | | 09/85- | R | | | | | | | 42 | 75 | | | | | | | 37 | | +ABS |
| 316 (Ecotronic) (66 kW) Eng.M10 B18 (184VD) 9/83-6/88 | | | | | | | | | | | | | | | | | | | | |
| 19-2517 | | 09/85- | R | | | | | | | 42 | 75 | | | | | | | 37 | | +ABS |
| 316 i (73 kW) Eng.M40 B16 (164E1) 9/87-6/91 | | | | | | | | | | | | | | | | | | | | |
| 19-2517 | | | R | | | | | | | 42 | 75 | | | | | | | 37 | | +ABS |
| 316 i (75 kW) Eng.M10 B18 (184KA) 8/87-8/88 | | | | | | | | | | | | | | | | | | | | |
| 19-2517 | | | R | | | | | | | 42 | 75 | | | | | | | 37 | | +ABS |
| 316 i (75 kW) Eng.M40 B16 (164E1) 7/88-6/91 | | | | | | | | | | | | | | | | | | | | |
| 19-2517 | | | R | | | | | | | 42 | 75 | | | | | | | 37 | | +ABS |
| 318 i (75 kW) Eng.M10 B18 (184KA) 12/84-8/88 | | | | | | | | | | | | | | | | | | | | |
| 19-2517 | | 09/85- | R | | | | | | | 42 | 75 | | | | | | | 37 | | +ABS |

| BMW | | | | | | | | | | | | | | | | | | | |
|---|--------------------|--------|------------|------------|--|------------|----------|----------|----------|----------|----------|----------|----------|----------|----------|----------|----------|------------|-------------|
| METELLI ref | Spare Parts | | F/R | L/R | | ABS | A | B | C | D | E | F | G | H | I | L | M | Fig | NOTE |
| 318 i (77 kW) Eng.M10 B18 (184EA) (-.09.83), M10 B18 (184EB), M10 B1 9/82-8/87 | | | | | | | | | | | | | | | | | | | |
| 19-2517 | | 09/85- | R | | | | | | 42 | 75 | | | | | | 37 | | | +ABS |
| 318 i (83 kW) Eng.M40 B18 (184E1) 6/87-12/91 | | | | | | | | | | | | | | | | | | | |
| 19-2517 | | | R | | | | | | 42 | 75 | | | | | | 37 | | | +ABS |
| 318 i (85 kW) Eng.M40 B18 (184E1) 9/87-6/91 | | | | | | | | | | | | | | | | | | | |
| 19-2517 | | | R | | | | | | 42 | 75 | | | | | | 37 | | | +ABS |
| 318 is (100 kW) Eng.M42 B18 (184S1) 9/89-8/91 | | | | | | | | | | | | | | | | | | | |
| 19-2517 | | | R | | | | | | 42 | 75 | | | | | | 37 | | | |
| 320 i (92 kW) Eng.M20 B20 (206EB) 9/82-12/91 | | | | | | | | | | | | | | | | | | | |
| 19-2517 | | 09/85- | R | | | | | | 42 | 75 | | | | | | 37 | | | +ABS |
| 320 i (95 kW) Eng.M20 B20 (206KA) 10/86-4/91 | | | | | | | | | | | | | | | | | | | |
| 19-2517 | | | R | | | | | | 42 | 75 | | | | | | 37 | | | +ABS |
| 320 is (141 kW) Eng.S14 B20 (204EA) 5/88-12/90 | | | | | | | | | | | | | | | | | | | |
| 19-2517 | | | R | | | | | | 42 | 75 | | | | | | 37 | | | |
| 323 i (110 kW) Eng.M20 B23 (236EC), M20 B23 (236EW) 9/83-9/86 | | | | | | | | | | | | | | | | | | | |
| 19-2517 | | 09/85- | R | | | | | | 42 | 75 | | | | | | 37 | | | |
| 324 d (63 kW) Eng.M21 D24 (246DA) (-.11.88), M21 D24 (246DB) (12.88- 9/85-12/90 | | | | | | | | | | | | | | | | | | | |
| 19-2517 | | | R | | | | | | 42 | 75 | | | | | | 37 | | | +ABS |
| 324 td (85 kW) Eng.M21 D24 (246TB) 9/87-8/91 | | | | | | | | | | | | | | | | | | | |
| 19-2517 | | | R | | | | | | 42 | 75 | | | | | | 37 | | | |
| 325 e 2.7 (90 kW) Eng.M20 B27 (276KA), M20 B27 (276KB) 10/83-12/88 | | | | | | | | | | | | | | | | | | | |
| 19-2517 | | 09/85- | R | | | | | | 42 | 75 | | | | | | 37 | | | |
| 325 e 2.7 (95 kW) Eng.M20 B27 (276KB) 1/85-8/87 | | | | | | | | | | | | | | | | | | | |
| 19-2517 | | 09/85- | R | | | | | | 42 | 75 | | | | | | 37 | | | |
| 325 i (125 kW) Eng.M20 B25 (256E1), M20 B25 (256E2), M20 B25 (256EX), 12/86-6/91 | | | | | | | | | | | | | | | | | | | |
| 19-2517 | | | R | | | | | | 42 | 75 | | | | | | 37 | | | |
| 325 i (126 kW) Eng.M20 B25 (256E2) 9/83-11/89 | | | | | | | | | | | | | | | | | | | |
| 19-2517 | | | R | | | | | | 42 | 75 | | | | | | 37 | | | |

BMW

| METELLI ref | Spare Parts | F/R | L/R | ABS | A | B | C | D | E | F | G | H | I | L | M | Fig | NOTE |
|---|-------------|-----|-----|-----|---|---|----|----|---|---|---|---|---|---|---|-----|------|
| 325 i X (125 kW) Eng.M20 B25 (256E1), M20 B25 (256E2), M20 B25 (256EX), 9/86-8/91 | | | | | | | | | | | | | | | | | |
| 19-2517 | | R | | | | | 42 | 75 | | | | | | | | 37 | |
| 325 i X (126 kW) Eng.M20 B25 (256E1), M20 B25 (256E2), M20 B25 (256EX), 3/86-12/87 | | | | | | | | | | | | | | | | | |
| 19-2517 | | R | | | | | 42 | 75 | | | | | | | | 37 | |
| M3 2.3 (143 kW) Eng.S14 B23 (234EA), S14 B23 (234S1), S14 B23 (234S2) 7/86-6/91 | | | | | | | | | | | | | | | | | |
| 19-2517 | | R | | | | | 42 | 75 | | | | | | | | 37 | |
| M3 2.3 (147 kW) Eng.S14 B23 (234EA), S14 B23 (234S2) 2/87-5/89 | | | | | | | | | | | | | | | | | |
| 19-2517 | | R | | | | | 42 | 75 | | | | | | | | 37 | |
| M3 2.3 (158 kW) Eng.S14 B23 (234EA), S14 B23 (234S2) 1/86-12/90 | | | | | | | | | | | | | | | | | |
| 19-2517 | | R | | | | | 42 | 75 | | | | | | | | 37 | |
| M3 EVO II 2.5 (175 kW) Eng.S14 B25 (254S1) 1/90-1/92 | | | | | | | | | | | | | | | | | |
| 19-2517 | | R | | | | | 42 | 75 | | | | | | | | 37 | |
| 3 II Cabrio (E30) 9/82-10/93 | | | | | | | | | | | | | | | | | |
| 318 i (83 kW) Eng.M40 B18 (184E1) 9/90-10/93 | | | | | | | | | | | | | | | | | |
| 19-2517 | | R | | | | | 42 | 75 | | | | | | | | 37 | +ABS |
| 320 i (93 kW) Eng.M20 B20 (206KA) 7/87-10/93 | | | | | | | | | | | | | | | | | |
| 19-2517 | | R | | | | | 42 | 75 | | | | | | | | 37 | +ABS |
| 320 i (95 kW) Eng.M20 B20 (206KA) 5/86-11/93 | | | | | | | | | | | | | | | | | |
| 19-2517 | | R | | | | | 42 | 75 | | | | | | | | 37 | +ABS |
| 325 i (125 kW) Eng.M20 B25 (256E2), M20 B25 (256EX), M20 B25 (256K1) 8/87-11/93 | | | | | | | | | | | | | | | | | |
| 19-2517 | | R | | | | | 42 | 75 | | | | | | | | 37 | |
| 325 i (126 kW) Eng.M20 B25 (256E2) 12/85-12/87 | | | | | | | | | | | | | | | | | |
| 19-2517 | | R | | | | | 42 | 75 | | | | | | | | 37 | |
| M3 2.3 (143 kW) Eng.S14 B23 (234EA) 6/88-6/91 | | | | | | | | | | | | | | | | | |
| 19-2517 | | R | | | | | 42 | 75 | | | | | | | | 37 | |
| M3 2.3 (147 kW) Eng.S14 B23 (234EA) 6/88-7/89 | | | | | | | | | | | | | | | | | |
| 19-2517 | | R | | | | | 42 | 75 | | | | | | | | 37 | |

BMW

| METELLI ref | Spare Parts | F/R | L/R | ABS | A | B | C | D | E | F | G | H | I | L | M | Fig | NOTE |
|--|-------------|-----|-----|-----|---|----|----|----|-----|---|---|---|---|---|---|------|------------|
| M3 2.3 (158 kW) Eng.S14 B23 (234S2) 6/88-10/93 | | | | | | | | | | | | | | | | | |
| 19-2517 | | R | | | | | 42 | 75 | | | | | | | | 37 | |
| 3 II Touring (E30) 7/87-6/94 | | | | | | | | | | | | | | | | | |
| 316 i (73 kW) Eng.M40 B16 (164E1) 9/91-6/94 | | | | | | | | | | | | | | | | | |
| 19-2517 | | R | | | | | 42 | 75 | | | | | | | | 37 | |
| 316 i (75 kW) Eng.M40 B16 (164E1) 9/91-6/94 | | | | | | | | | | | | | | | | | |
| 19-2517 | | R | | | | | 42 | 75 | | | | | | | | 37 | |
| 318 i (83 kW) Eng.M40 B18 (184E1) 4/89-6/94 | | | | | | | | | | | | | | | | | |
| 19-2517 | | R | | | | | 42 | 75 | | | | | | | | 37 | |
| 318 i (85 kW) Eng.M40 B18 (184E1) 9/87-6/91 | | | | | | | | | | | | | | | | | |
| 19-2517 | | R | | | | | 42 | 75 | | | | | | | | 37 | |
| 320 i (95 kW) Eng.M20 B20 (206KA) 1/88-12/91 | | | | | | | | | | | | | | | | | |
| 19-2517 | | R | | | | | 42 | 75 | | | | | | | | 37 | |
| 324 td (85 kW) Eng.M21 D24 (246TB) 1/88-6/93 | | | | | | | | | | | | | | | | | |
| 19-2517 | | R | | | | | 42 | 75 | | | | | | | | 37 | |
| 325 i (125 kW) Eng.M20 B25 (256K1) 7/87-3/93 | | | | | | | | | | | | | | | | | |
| 19-2517 | | R | | | | | 42 | 75 | | | | | | | | 37 | |
| 325 i X (125 kW) Eng.M20 B25 (256K1) 6/88-10/93 | | | | | | | | | | | | | | | | | |
| 19-2517 | | R | | | | | 42 | 75 | | | | | | | | 37 | |
| 3 III (E36) 9/90-12/98 | | | | | | | | | | | | | | | | | |
| 316 i (73 kW) Eng.M40 B16 (164E1) 3/91-8/93 | | | | | | | | | | | | | | | | | |
| 19-2322 | | F | | 86 | | 25 | 37 | | 143 | | | | | | | 64,6 | |
| 19-2507 | | R | | | | | 39 | 72 | | | | | | | | 37 | Brake drum |
| 19-2508 | | R | | | | | 42 | 75 | | | | | | | | 37 | Brake disc |
| 316 i (75 kW) Eng.M43 B16 (164E2) 9/93-5/98 | | | | | | | | | | | | | | | | | |
| 19-2322 | | F | | 86 | | 25 | 37 | | 143 | | | | | | | 64,6 | |
| 19-2507 | | R | | | | | 39 | 72 | | | | | | | | 37 | Brake drum |

BMW

| METELLI ref | Spare Parts | | F/R | L/R | | ABS | A | B | C | D | E | F | G | H | I | L | M | Fig | NOTE |
|---|-------------|--|-----|-----|--|-----|---|----|----|----|-----|---|---|---|---|------|---|-----|------------|
| 19-2508 | | | R | | | | | | 42 | 75 | | | | | | 37 | | | Brake disc |
| 318 i (83 kW) Eng.M40 B18 (184E1) 9/90-8/93 | | | | | | | | | | | | | | | | | | | |
| 19-2322 | | | F | | | 86 | | 25 | 37 | | 143 | | | | | 64,6 | | | |
| 19-2507 | | | R | | | | | | 39 | 72 | | | | | | 37 | | | Brake drum |
| 19-2508 | | | R | | | | | | 42 | 75 | | | | | | 37 | | | Brake disc |
| 318 i (85 kW) Eng.M43 B18 (184E2) 9/93-11/98 | | | | | | | | | | | | | | | | | | | |
| 19-2322 | | | F | | | 86 | | 25 | 37 | | 143 | | | | | 64,6 | | | |
| 19-2507 | | | R | | | | | | 39 | 72 | | | | | | 37 | | | Brake drum |
| 19-2508 | | | R | | | | | | 42 | 75 | | | | | | 37 | | | Brake disc |
| 318 is (103 kW) Eng.M42 B18 (184S1) 9/93-12/95 | | | | | | | | | | | | | | | | | | | |
| 19-2322 | | | F | | | 86 | | 25 | 37 | | 143 | | | | | 64,6 | | | |
| 19-2507 | | | R | | | | | | 39 | 72 | | | | | | 37 | | | Brake drum |
| 19-2508 | | | R | | | | | | 42 | 75 | | | | | | 37 | | | Brake disc |
| 318 is (103 kW) Eng.M44 B19 (194S1) 1/96-5/98 | | | | | | | | | | | | | | | | | | | |
| 19-2322 | | | F | | | 86 | | 25 | 37 | | 143 | | | | | 64,6 | | | |
| 19-2507 | | | R | | | | | | 39 | 72 | | | | | | 37 | | | Brake drum |
| 19-2508 | | | R | | | | | | 42 | 75 | | | | | | 37 | | | Brake disc |
| 318 tds (66 kW) Eng.M41 D17 (174T1) 1/95-2/98 | | | | | | | | | | | | | | | | | | | |
| 19-2322 | | | F | | | 86 | | 25 | 37 | | 143 | | | | | 64,6 | | | |
| 19-2507 | | | R | | | | | | 39 | 72 | | | | | | 37 | | | Brake drum |
| 19-2508 | | | R | | | | | | 42 | 75 | | | | | | 37 | | | Brake disc |
| 320 i (110 kW) Eng.M50 B20 (206S1), M50 B20 (206S2), M52 B20 (206S3) 1/91-2/98 | | | | | | | | | | | | | | | | | | | |
| 19-2322 | | | F | | | 86 | | 25 | 37 | | 143 | | | | | 64,6 | | | |
| 19-2507 | | | R | | | | | | 39 | 72 | | | | | | 37 | | | Brake drum |
| 19-2508 | | | R | | | | | | 42 | 75 | | | | | | 37 | | | Brake disc |
| 323 i 2.5 (125 kW) Eng.M52 B25 (256S3) 5/95-11/98 | | | | | | | | | | | | | | | | | | | |
| 19-2322 | | | F | | | 86 | | 25 | 37 | | 143 | | | | | 64,6 | | | |
| 19-2507 | | | R | | | | | | 39 | 72 | | | | | | 37 | | | Brake drum |
| 19-2508 | | | R | | | | | | 42 | 75 | | | | | | 37 | | | Brake disc |

BMW

| METELLI ref | Spare Parts | | F/R | L/R | | | ABS | A | B | C | D | E | F | G | H | I | L | M | Fig | NOTE |
|--|-------------|--|-----|-----|--|--|-----|---|----|----|----|-----|---|---|---|---|---|------|-----|------------|
| 320 i (110 kW) Eng.M50 B20 (206S2), M52 B20 (206S3) 12/93-11/99 | | | | | | | | | | | | | | | | | | | | |
| 19-2322 | | | F | | | | 86 | | 25 | 37 | | 143 | | | | | | 64,6 | | |
| 19-2507 | | | R | | | | | | | 39 | 72 | | | | | | | 37 | | Brake drum |
| 19-2508 | | | R | | | | | | | 42 | 75 | | | | | | | 37 | | Brake disc |
| 323 i (125 kW) Eng.M52 B25 (256S3) 5/95-11/99 | | | | | | | | | | | | | | | | | | | | |
| 19-2322 | | | F | | | | 86 | | 25 | 37 | | 143 | | | | | | 64,6 | | |
| 19-2507 | | | R | | | | | | | 39 | 72 | | | | | | | 37 | | Brake drum |
| 19-2508 | | | R | | | | | | | 42 | 75 | | | | | | | 37 | | Brake disc |
| 325 i (141 kW) Eng.M50 B25 (256S2) 3/93-8/95 | | | | | | | | | | | | | | | | | | | | |
| 19-2322 | | | F | | | | 86 | | 25 | 37 | | 143 | | | | | | 64,6 | | |
| 19-2508 | | | R | | | | | | | 42 | 75 | | | | | | | 37 | | Brake disc |
| 328 i (142 kW) Eng.M52 B28 (286S1) 1/95-11/99 | | | | | | | | | | | | | | | | | | | | |
| 19-2322 | | | F | | | | 86 | | 25 | 37 | | 143 | | | | | | 64,6 | | |
| 19-2508 | | | R | | | | | | | 42 | 75 | | | | | | | 37 | | Brake disc |
| M3 3.0 (210 kW) Eng.S50 B30 (306S1) 4/94-7/95 | | | | | | | | | | | | | | | | | | | | |
| 19-2322 | | | F | | | | 86 | | 25 | 37 | | 143 | | | | | | 64,6 | | |
| 19-2323 | | | R | | | | | | | 45 | 85 | | | | | | | 41 | | |
| M3 3.2 (236 kW) Eng.S50 B32 (326S1) 3/96-9/99 | | | | | | | | | | | | | | | | | | | | |
| 19-2322 | | | F | | | | 86 | | 25 | 37 | | 143 | | | | | | 64,6 | | |
| 19-2323 | | | R | | | | | | | 45 | 85 | | | | | | | 41 | | |
| 3 III Compact (E36) 3/94-5/01 | | | | | | | | | | | | | | | | | | | | |
| 316 g (75 kW) Eng.M43 B16 (164E2) 2/96-8/00 | | | | | | | | | | | | | | | | | | | | |
| 19-2322 | | | F | | | | 86 | | 25 | 37 | | 143 | | | | | | 64,6 | | |
| 19-2503 | | | R | | | | | | | 39 | 72 | | | | | | | 37 | | |
| 316 i (75 kW) Eng.M43 B16 (164E2) 1/94-8/00 | | | | | | | | | | | | | | | | | | | | |
| 19-2322 | | | F | | | | 86 | | 25 | 37 | | 143 | | | | | | 64,6 | | |
| 19-2503 | | | R | | | | | | | 39 | 72 | | | | | | | 37 | | |

BMW

| METELLI ref | Spare Parts | | F/R | L/R | | ABS | A | B | C | D | E | F | G | H | I | L | M | Fig | NOTE |
|---|-------------|--|-----|-----|--|-----|---|----|----|----|-----|---|---|---|---|---|---|------|------------|
| 316 i (77 kW) Eng.M43 B19 (194E1) 1/99-8/00 | | | | | | | | | | | | | | | | | | | |
| 19-2322 | | | F | | | 86 | | 25 | 37 | | 143 | | | | | | | 64,6 | |
| 19-2503 | | | R | | | | | | 39 | 72 | | | | | | | | 37 | |
| 318 tds (66 kW) Eng.M41 D17 (174T1) 6/95-8/00 | | | | | | | | | | | | | | | | | | | |
| 19-2322 | | | F | | | 86 | | 25 | 37 | | 143 | | | | | | | 64,6 | |
| 19-2503 | | | R | | | | | | 39 | 72 | | | | | | | | 37 | |
| 318 ti (103 kW) Eng.M42 B18 (184S1) 9/94-12/95 | | | | | | | | | | | | | | | | | | | |
| 19-2322 | | | F | | | 86 | | 25 | 37 | | 143 | | | | | | | 64,6 | |
| 19-2503 | | | R | | | | | | 39 | 72 | | | | | | | | 37 | |
| 318 ti (103 kW) Eng.M44 B19 (194S1) 1/96-8/99 | | | | | | | | | | | | | | | | | | | |
| 19-2322 | | | F | | | 86 | | 25 | 37 | | 143 | | | | | | | 64,6 | |
| 19-2503 | | | R | | | | | | 39 | 72 | | | | | | | | 37 | |
| 323 ti (120 kW) Eng.M52 B25 (256S3) 1/99-8/00 | | | | | | | | | | | | | | | | | | | |
| 19-2322 | | | F | | | 86 | | 25 | 37 | | 143 | | | | | | | 64,6 | |
| 19-2517 | | | R | | | | | | 42 | 75 | | | | | | | | 37 | |
| 323 ti (125 kW) Eng.M52 B25 (256S3) 9/97-8/00 | | | | | | | | | | | | | | | | | | | |
| 19-2322 | | | F | | | 86 | | 25 | 37 | | 143 | | | | | | | 64,6 | |
| 19-2517 | | | R | | | | | | 42 | 75 | | | | | | | | 37 | |
| 3 III Coupe (E36) 9/91-4/99 | | | | | | | | | | | | | | | | | | | |
| 316 i (75 kW) Eng.M43 B16 (164E2) 9/93-11/98 | | | | | | | | | | | | | | | | | | | |
| 19-2322 | | | F | | | 86 | | 25 | 37 | | 143 | | | | | | | 64,6 | |
| 19-2507 | | | R | | | | | | 39 | 72 | | | | | | | | 37 | Brake drum |
| 19-2508 | | | R | | | | | | 42 | 75 | | | | | | | | 37 | Brake disc |
| 318 is (103 kW) Eng.M42 B18 (184S1) 1/92-12/95 | | | | | | | | | | | | | | | | | | | |
| 19-2322 | | | F | | | 86 | | 25 | 37 | | 143 | | | | | | | 64,6 | |
| 19-2507 | | | R | | | | | | 39 | 72 | | | | | | | | 37 | Brake drum |
| 19-2508 | | | R | | | | | | 42 | 75 | | | | | | | | 37 | Brake disc |

BMW

| METELLI ref | Spare Parts | | F/R | L/R | | | ABS | A | B | C | D | E | F | G | H | I | L | M | Fig | NOTE |
|---|-------------|--|-----|-----|--|--|-----|---|----|----|----|-----|---|---|---|---|---|------|-----|------------|
| 318 is (103 kW) Eng.M44 B19 (194S1) 9/95-4/99 | | | | | | | | | | | | | | | | | | | | |
| 19-2322 | | | F | | | | 86 | | 25 | 37 | | 143 | | | | | | 64,6 | | |
| 19-2507 | | | R | | | | | | | 39 | 72 | | | | | | | 37 | | Brake drum |
| 19-2508 | | | R | | | | | | | 42 | 75 | | | | | | | 37 | | Brake disc |
| 320 i (110 kW) Eng.M50 B20 (206S1), M50 B20 (206S2), M52 B20 (206S3) 12/91-11/98 | | | | | | | | | | | | | | | | | | | | |
| 19-2322 | | | F | | | | 86 | | 25 | 37 | | 143 | | | | | | 64,6 | | |
| 19-2507 | | | R | | | | | | | 39 | 72 | | | | | | | 37 | | Brake drum |
| 19-2508 | | | R | | | | | | | 42 | 75 | | | | | | | 37 | | Brake disc |
| 323 i (125 kW) Eng.M52 B25 (256S3) 5/95-4/99 | | | | | | | | | | | | | | | | | | | | |
| 19-2322 | | | F | | | | 86 | | 25 | 37 | | 143 | | | | | | 64,6 | | |
| 19-2507 | | | R | | | | | | | 39 | 72 | | | | | | | 37 | | Brake drum |
| 19-2508 | | | R | | | | | | | 42 | 75 | | | | | | | 37 | | Brake disc |
| 325 i (141 kW) Eng.M50 B25 (256S1), M50 B25 (256S2) 10/91-2/95 | | | | | | | | | | | | | | | | | | | | |
| 19-2322 | | | F | | | | 86 | | 25 | 37 | | 143 | | | | | | 64,6 | | |
| 19-2508 | | | R | | | | | | | 42 | 75 | | | | | | | 37 | | Brake disc |
| 328 i (142 kW) Eng.M52 B28 (286S1) 1/95-4/99 | | | | | | | | | | | | | | | | | | | | |
| 19-2322 | | | F | | | | 86 | | 25 | 37 | | 143 | | | | | | 64,6 | | |
| 19-2508 | | | R | | | | | | | 42 | 75 | | | | | | | 37 | | Brake disc |
| M3 3.0 (210 kW) Eng.S50 B30 (306S1) 11/92-7/95 | | | | | | | | | | | | | | | | | | | | |
| 19-2322 | | | F | | | | 86 | | 25 | 37 | | 143 | | | | | | 64,6 | | |
| 19-2323 | | | R | | | | | | | 45 | 85 | | | | | | | 41 | | |
| M3 3.0 (217 kW) Eng.S50 B30 (306S1) 9/93-5/95 | | | | | | | | | | | | | | | | | | | | |
| 19-2322 | | | F | | | | 86 | | 25 | 37 | | 143 | | | | | | 64,6 | | |
| 19-2323 | | | R | | | | | | | 45 | 85 | | | | | | | 41 | | |
| M3 3.2 (236 kW) Eng.S50 B32 (326S1) 10/95-11/98 | | | | | | | | | | | | | | | | | | | | |
| 19-2322 | | | F | | | | 86 | | 25 | 37 | | 143 | | | | | | 64,6 | | |
| 19-2323 | | | R | | | | | | | 45 | 85 | | | | | | | 41 | | |

BMW

| METELLI ref | Spare Parts | | F/R | L/R | | ABS | A | B | C | D | E | F | G | H | I | L | M | Fig | NOTE |
|---|-------------|--|-----|-----|--|-----|---|----|----|----|-----|---|---|---|---|------|---|-----|------------|
| 19-2508 | | | R | | | | | | 42 | 75 | | | | | | 37 | | | Brake disc |
| 3 IV (E46) 2/98-4/05 | | | | | | | | | | | | | | | | | | | |
| 316 i (77 kW) Eng.M43 B16 (164E3) 4/00-2/05 | | | | | | | | | | | | | | | | | | | |
| 19-2322 | | | F | | | 86 | | 25 | 37 | | 143 | | | | | 64,6 | | | |
| 19-2508 | | | R | | | | | | 42 | 75 | | | | | | 37 | | | |
| 316 i (77 kW) Eng.M43 B19 (194E1) 12/98-2/02 | | | | | | | | | | | | | | | | | | | |
| 19-2322 | | | F | | | 86 | | 25 | 37 | | 143 | | | | | 64,6 | | | |
| 19-2508 | | | R | | | | | | 42 | 75 | | | | | | 37 | | | |
| 316 i (85 kW) Eng.N40 B16 A, N45 B16 A 6/02-2/05 | | | | | | | | | | | | | | | | | | | |
| 19-2322 | | | F | | | 86 | | 25 | 37 | | 143 | | | | | 64,6 | | | |
| 19-2508 | | | R | | | | | | 42 | 75 | | | | | | 37 | | | |
| 316 i (85 kW) Eng.N42 B18 A, N46 B18 A 2/02-2/05 | | | | | | | | | | | | | | | | | | | |
| 19-2322 | | | F | | | 86 | | 25 | 37 | | 143 | | | | | 64,6 | | | |
| 19-2508 | | | R | | | | | | 42 | 75 | | | | | | 37 | | | |
| 318 d (85 kW) Eng.M47 D20 (204D1) 9/01-3/03 | | | | | | | | | | | | | | | | | | | |
| 19-2322 | | | F | | | 86 | | 25 | 37 | | 143 | | | | | 64,6 | | | |
| 19-2508 | | | R | | | | | | 42 | 75 | | | | | | 37 | | | |
| 318 d (85 kW) Eng.M47 D20 (204D4) 3/03-2/05 | | | | | | | | | | | | | | | | | | | |
| 19-2322 | | | F | | | 86 | | 25 | 37 | | 143 | | | | | 64,6 | | | |
| 19-2508 | | | R | | | | | | 42 | 75 | | | | | | 37 | | | |
| 318 i (87 kW) Eng.M43 B19 (194E1) 12/97-9/01 | | | | | | | | | | | | | | | | | | | |
| 19-2322 | | | F | | | 86 | | 25 | 37 | | 143 | | | | | 64,6 | | | |
| 19-2508 | | | R | | | | | | 42 | 75 | | | | | | 37 | | | |
| 318 i (100 kW) Eng.N42 B20 A 9/01-2/05 | | | | | | | | | | | | | | | | | | | |
| 19-2322 | | | F | | | 86 | | 25 | 37 | | 143 | | | | | 64,6 | | | |
| 19-2508 | | | R | | | | | | 42 | 75 | | | | | | 37 | | | |
| 318 i (105 kW) Eng.N42 B20 A (-.03.04), N46 B20 A (03.04-.), N46 B20 9/01-2/05 | | | | | | | | | | | | | | | | | | | |
| 19-2322 | | | F | | | 86 | | 25 | 37 | | 143 | | | | | 64,6 | | | |

BMW

| METELLI ref | Spare Parts | | F/R | L/R | | ABS | A | B | C | D | E | F | G | H | I | L | M | Fig | NOTE |
|---|-------------|--|-----|-----|--|-----|---|----|----|----|-----|---|---|---|---|------|---|-----|------|
| 19-2508 | | | R | | | | | | 42 | 75 | | | | | | 37 | | | |
| 320 d (95 kW) Eng.M47 D20 (204D1) 2/98-8/01 | | | | | | | | | | | | | | | | | | | |
| 19-2322 | | | F | | | 86 | | 25 | 37 | | 143 | | | | | 64,6 | | | |
| 19-2508 | | | R | | | | | | 42 | 75 | | | | | | 37 | | | |
| 320 d (100 kW) Eng.M47 D20 (204D1) 4/98-9/01 | | | | | | | | | | | | | | | | | | | |
| 19-2322 | | | F | | | 86 | | 25 | 37 | | 143 | | | | | 64,6 | | | |
| 19-2508 | | | R | | | | | | 42 | 75 | | | | | | 37 | | | |
| 320 d (110 kW) Eng.M47 D20 (204D4) 9/01-5/05 | | | | | | | | | | | | | | | | | | | |
| 19-2322 | | | F | | | 86 | | 25 | 37 | | 143 | | | | | 64,6 | | | |
| 19-2508 | | | R | | | | | | 42 | 75 | | | | | | 37 | | | |
| 320 i (110 kW) Eng.M52 B20 (206S4) 3/98-9/00 | | | | | | | | | | | | | | | | | | | |
| 19-2322 | | | F | | | 86 | | 25 | 37 | | 143 | | | | | 64,6 | | | |
| 19-2508 | | | R | | | | | | 42 | 75 | | | | | | 37 | | | |
| 320 i (120 kW) Eng.M54 B22 (226S1) 9/00-2/05 | | | | | | | | | | | | | | | | | | | |
| 19-2322 | | | F | | | 86 | | 25 | 37 | | 143 | | | | | 64,6 | | | |
| 19-2508 | | | R | | | | | | 42 | 75 | | | | | | 37 | | | |
| 320 i (125 kW) Eng.M54 B22 (226S1) 9/00-2/05 | | | | | | | | | | | | | | | | | | | |
| 19-2322 | | | F | | | 86 | | 25 | 37 | | 143 | | | | | 64,6 | | | |
| 19-2508 | | | R | | | | | | 42 | 75 | | | | | | 37 | | | |
| 323 i (120 kW) Eng.M52 B25 (256S4) 3/98-9/00 | | | | | | | | | | | | | | | | | | | |
| 19-2322 | | | F | | | 86 | | 25 | 37 | | 143 | | | | | 64,6 | | | |
| 19-2508 | | | R | | | | | | 42 | 75 | | | | | | 37 | | | |
| 323 i (125 kW) Eng.M52 B25 (256S4) 3/98-9/00 | | | | | | | | | | | | | | | | | | | |
| 19-2322 | | | F | | | 86 | | 25 | 37 | | 143 | | | | | 64,6 | | | |
| 19-2508 | | | R | | | | | | 42 | 75 | | | | | | 37 | | | |
| 325 i (141 kW) Eng.M54 B25 (256S5) 9/00-2/05 | | | | | | | | | | | | | | | | | | | |
| 19-2322 | | | F | | | 86 | | 25 | 37 | | 143 | | | | | 64,6 | | | |
| 19-2508 | | | R | | | | | | 42 | 75 | | | | | | 37 | | | |

BMW

| METELLI ref | Spare Parts | | F/R | L/R | | | ABS | A | B | C | D | E | F | G | H | I | L | M | Fig | NOTE |
|--|-------------|--|-----|-----|--|--|-----|---|----|----|----|-----|---|---|---|---|---|---|------|------|
| 325 xi (141 kW) Eng.M54 B25 (256S5) 9/00-2/05 | | | | | | | | | | | | | | | | | | | | |
| 19-2323 | | | F/R | | | | | | | 45 | 85 | | | | | | | | 41 | |
| 328 i (142 kW) Eng.M52 B28 (286S2) 2/98-6/00 | | | | | | | | | | | | | | | | | | | | |
| 19-2322 | | | F | | | | 86 | | 25 | 37 | | 143 | | | | | | | 64,6 | |
| 19-2508 | | | R | | | | | | | 42 | 75 | | | | | | | | 37 | |
| 330 d (135 kW) Eng.M57 D30 (306D1) 10/99-2/05 | | | | | | | | | | | | | | | | | | | | |
| 19-2322 | | | F | | | | 86 | | 25 | 37 | | 143 | | | | | | | 64,6 | |
| 19-2323 | | | R | | | | | | | 45 | 85 | | | | | | | | 41 | |
| 330 d (150 kW) Eng.M57 D30 (306D2) 3/03-2/05 | | | | | | | | | | | | | | | | | | | | |
| 19-2322 | | | F | | | | 86 | | 25 | 37 | | 143 | | | | | | | 64,6 | |
| 19-2323 | | | R | | | | | | | 45 | 85 | | | | | | | | 41 | |
| 330 i (168 kW) Eng.M54 B30 (306S3) 1/01-4/05 | | | | | | | | | | | | | | | | | | | | |
| 19-2322 | | | F | | | | 86 | | 25 | 37 | | 143 | | | | | | | 64,6 | |
| 19-2323 | | | R | | | | | | | 45 | 85 | | | | | | | | 41 | |
| 330 i (170 kW) Eng.M54 B30 (306S3) 6/00-2/05 | | | | | | | | | | | | | | | | | | | | |
| 19-2322 | | | F | | | | 86 | | 25 | 37 | | 143 | | | | | | | 64,6 | |
| 19-2323 | | | R | | | | | | | 45 | 85 | | | | | | | | 41 | |
| 330 xd (135 kW) Eng.M57 D30 (306D1) 1/00-2/03 | | | | | | | | | | | | | | | | | | | | |
| 19-2323 | | | F/R | | | | | | | 45 | 85 | | | | | | | | 41 | |
| 330 xd (150 kW) Eng.M57 D30 (306D2) 9/02-12/04 | | | | | | | | | | | | | | | | | | | | |
| 19-2323 | | | F/R | | | | | | | 45 | 85 | | | | | | | | 41 | |
| 330 xi (170 kW) Eng.M54 B30 (306S3) 6/00-2/05 | | | | | | | | | | | | | | | | | | | | |
| 19-2323 | | | F/R | | | | | | | 45 | 85 | | | | | | | | 41 | |
| 3 IV Cabrio (E46) 4/00-12/07 | | | | | | | | | | | | | | | | | | | | |
| 318 Ci (100 kW) Eng.N42 B20 A, N46 B20 A 12/00-8/06 | | | | | | | | | | | | | | | | | | | | |
| 19-2322 | | | F | | | | 86 | | 25 | 37 | | 143 | | | | | | | 64,6 | |
| 19-2508 | | | R | | | | | | | 42 | 75 | | | | | | | | 37 | |

BMW

| METELLI ref | Spare Parts | F/R | L/R | ABS | A | B | C | D | E | F | G | H | I | L | M | Fig | NOTE |
|--|-------------|-----|-----|-----|---|----|----|----|-----|---|---|---|---|------|---|-----|------|
| 19-2323 | | R | | | | | 45 | 85 | | | | | | 41 | | | |
| M3 3.2 (252 kW) Eng.S54 B32 (326S4) 3/01-8/06 | | | | | | | | | | | | | | | | | |
| 19-2323 | | R | | | | | 45 | 85 | | | | | | 41 | | | |
| 3 IV Compact (E46) 3/01-2/05 | | | | | | | | | | | | | | | | | |
| 316 ti (77 kW) Eng.N40 B16 A 6/02-2/05 | | | | | | | | | | | | | | | | | |
| 19-2322 | | F | | 86 | | 25 | 37 | | 143 | | | | | 64,6 | | | |
| 19-2508 | | R | | | | | 42 | 75 | | | | | | 37 | | | |
| 316 ti (85 kW) Eng.N40 B16 A, N45 B16 A 6/02-2/05 | | | | | | | | | | | | | | | | | |
| 19-2322 | | F | | 86 | | 25 | 37 | | 143 | | | | | 64,6 | | | |
| 19-2508 | | R | | | | | 42 | 75 | | | | | | 37 | | | |
| 316 ti (85 kW) Eng.N42 B18 A, N46 B18 A 6/01-2/05 | | | | | | | | | | | | | | | | | |
| 19-2322 | | F | | 86 | | 25 | 37 | | 143 | | | | | 64,6 | | | |
| 19-2508 | | R | | | | | 42 | 75 | | | | | | 37 | | | |
| 318 td (85 kW) Eng.M47 D20 (204D4) 3/03-2/05 | | | | | | | | | | | | | | | | | |
| 19-2322 | | F | | 86 | | 25 | 37 | | 143 | | | | | 64,6 | | | |
| 19-2508 | | R | | | | | 42 | 75 | | | | | | 37 | | | |
| 318 ti (105 kW) Eng.N42 B20 A, N46 B20 A 3/01-12/04 | | | | | | | | | | | | | | | | | |
| 19-2322 | | F | | 86 | | 25 | 37 | | 143 | | | | | 64,6 | | | |
| 19-2508 | | R | | | | | 42 | 75 | | | | | | 37 | | | |
| 320 td (100 kW) Eng.M47 D20 (204D4) 10/01-12/02 | | | | | | | | | | | | | | | | | |
| 19-2322 | | F | | 86 | | 25 | 37 | | 143 | | | | | 64,6 | | | |
| 19-2508 | | R | | | | | 42 | 75 | | | | | | 37 | | | |
| 320 td (110 kW) Eng.M47 D20 (204D4) 9/01-2/05 | | | | | | | | | | | | | | | | | |
| 19-2322 | | F | | 86 | | 25 | 37 | | 143 | | | | | 64,6 | | | |
| 19-2508 | | R | | | | | 42 | 75 | | | | | | 37 | | | |
| 325 ti (141 kW) Eng.M54 B25 (256S5) 4/01-12/04 | | | | | | | | | | | | | | | | | |
| 19-2322 | | F | | 86 | | 25 | 37 | | 143 | | | | | 64,6 | | | |

BMW

| METELLI ref | Spare Parts | | F/R | L/R | | ABS | A | B | C | D | E | F | G | H | I | L | M | Fig | NOTE |
|--|-------------|--|-----|-----|--|-----|---|----|----|----|-----|---|---|---|---|------|---|-----|------------|
| 19-2508 | | | R | | | | | | 42 | 75 | | | | | | 37 | | | |
| 3 IV Coupe (E46) 2/99-7/06 | | | | | | | | | | | | | | | | | | | |
| 316 Ci (77 kW) Eng.M43 B16 (164E3) 4/00-7/06 | | | | | | | | | | | | | | | | | | | |
| 19-2322 | | | F | | | 86 | | 25 | 37 | | 143 | | | | | 64,6 | | | |
| 19-2508 | | | R | | | | | | 42 | 75 | | | | | | 37 | | | |
| 316 Ci (85 kW) Eng.N45 B16 A 6/02-7/06 | | | | | | | | | | | | | | | | | | | |
| 19-2322 | | | F | | | 86 | | 25 | 37 | | 143 | | | | | 64,6 | | | |
| 19-2508 | | | R | | | | | | 42 | 75 | | | | | | 37 | | | |
| 318 Ci (85 kW) Eng.M43 B19 (194E1) 12/99-8/01 | | | | | | | | | | | | | | | | | | | |
| 19-2322 | | | F | | | 86 | | 25 | 37 | | 143 | | | | | 64,6 | | | |
| 19-2508 | | | R | | | | | | 42 | 75 | | | | | | 37 | | | |
| 318 Ci (87 kW) Eng.M43 B19 (194E1) 12/99-8/01 | | | | | | | | | | | | | | | | | | | |
| 19-2322 | | | F | | | 86 | | 25 | 37 | | 143 | | | | | 64,6 | | | |
| 19-2508 | | | R | | | | | | 42 | 75 | | | | | | 37 | | | Mod. Coupe |
| 318 Ci (100 kW) Eng.N42 B20 A, N46 B20 A 12/00-5/06 | | | | | | | | | | | | | | | | | | | |
| 19-2322 | | | F | | | 86 | | 25 | 37 | | 143 | | | | | 64,6 | | | |
| 19-2508 | | | R | | | | | | 42 | 75 | | | | | | 37 | | | |
| 318 Ci (105 kW) Eng.N42 B20 A 9/01-2/04 | | | | | | | | | | | | | | | | | | | |
| 19-2322 | | | F | | | 86 | | 25 | 37 | | 143 | | | | | 64,6 | | | |
| 19-2508 | | | R | | | | | | 42 | 75 | | | | | | 37 | | | Mod. Coupe |
| 318 Ci (110 kW) Eng.N46 B20 A, N46 B20 C 3/04-5/06 | | | | | | | | | | | | | | | | | | | |
| 19-2322 | | | F | | | 86 | | 25 | 37 | | 143 | | | | | 64,6 | | | |
| 19-2508 | | | R | | | | | | 42 | 75 | | | | | | 37 | | | Mod. Coupe |
| 320 Cd (110 kW) Eng.M47 D20 (204D4) 11/03-7/06 | | | | | | | | | | | | | | | | | | | |
| 19-2322 | | | F | | | 86 | | 25 | 37 | | 143 | | | | | 64,6 | | | |
| 19-2508 | | | R | | | | | | 42 | 75 | | | | | | 37 | | | |
| 320 Ci (110 kW) Eng.M52 B20 (206S4) 2/99-8/01 | | | | | | | | | | | | | | | | | | | |
| 19-2322 | | | F | | | 86 | | 25 | 37 | | 143 | | | | | 64,6 | | | |

BMW

| METELLI ref | Spare Parts | | F/R | L/R | | | ABS | A | B | C | D | E | F | G | H | I | L | M | Fig | NOTE |
|---|-------------|--|-----|-----|--|--|-----|---|----|----|----|-----|---|---|---|---|------|---|-----|------|
| 19-2508 | | | R | | | | | | | 42 | 75 | | | | | | 37 | | | |
| 320 Ci (120 kW) Eng.M54 B22 (226S1) 1/00-5/06 | | | | | | | | | | | | | | | | | | | | |
| 19-2322 | | | F | | | | 86 | | 25 | 37 | | 143 | | | | | 64,6 | | | |
| 19-2508 | | | R | | | | | | | 42 | 75 | | | | | | 37 | | | |
| 320 Ci (125 kW) Eng.M54 B22 (226S1) 1/00-5/06 | | | | | | | | | | | | | | | | | | | | |
| 19-2322 | | | F | | | | 86 | | 25 | 37 | | 143 | | | | | 64,6 | | | |
| 19-2508 | | | R | | | | | | | 42 | 75 | | | | | | 37 | | | |
| 323 Ci (120 kW) Eng.M52 B25 (256S4) 4/99-9/00 | | | | | | | | | | | | | | | | | | | | |
| 19-2322 | | | F | | | | 86 | | 25 | 37 | | 143 | | | | | 64,6 | | | |
| 19-2508 | | | R | | | | | | | 42 | 75 | | | | | | 37 | | | |
| 323 Ci (125 kW) Eng.M52 B25 (256S4) 4/99-9/00 | | | | | | | | | | | | | | | | | | | | |
| 19-2322 | | | F | | | | 86 | | 25 | 37 | | 143 | | | | | 64,6 | | | |
| 19-2508 | | | R | | | | | | | 42 | 75 | | | | | | 37 | | | |
| 325 Ci (141 kW) Eng.M54 B25 (256S5) 9/00-5/06 | | | | | | | | | | | | | | | | | | | | |
| 19-2322 | | | F | | | | 86 | | 25 | 37 | | 143 | | | | | 64,6 | | | |
| 19-2508 | | | R | | | | | | | 42 | 75 | | | | | | 37 | | | |
| 328 Ci (142 kW) Eng.M52 B28 (286S2) 12/98-5/00 | | | | | | | | | | | | | | | | | | | | |
| 19-2322 | | | F | | | | 86 | | 25 | 37 | | 143 | | | | | 64,6 | | | |
| 19-2508 | | | R | | | | | | | 42 | 75 | | | | | | 37 | | | |
| 330 Cd (150 kW) Eng.M57 D30 (306D2) 3/03-7/06 | | | | | | | | | | | | | | | | | | | | |
| 19-2322 | | | F | | | | 86 | | 25 | 37 | | 143 | | | | | 64,6 | | | |
| 19-2323 | | | R | | | | | | | 45 | 85 | | | | | | 41 | | | |
| 330 Ci (170 kW) Eng.M54 B30 (306S3) 6/00-5/06 | | | | | | | | | | | | | | | | | | | | |
| 19-2322 | | | F | | | | 86 | | 25 | 37 | | 143 | | | | | 64,6 | | | |
| 19-2323 | | | R | | | | | | | 45 | 85 | | | | | | 41 | | | |
| 330 xi (170 kW) Eng.M54 B30 (306S3) 6/00-7/06 | | | | | | | | | | | | | | | | | | | | |
| 19-2323 | | | F/R | | | | | | | 45 | 85 | | | | | | 41 | | | |
| M3 (252 kW) Eng.S54 B32 (326S4) 7/00-5/06 | | | | | | | | | | | | | | | | | | | | |
| 19-2323 | | | R | | | | | | | 45 | 85 | | | | | | 41 | | | |

BMW

| METELLI ref | Spare Parts | | F/R | L/R | | | ABS | A | B | C | D | E | F | G | H | I | L | M | Fig | NOTE |
|--|-------------|--|-----|-----|--|--|-----|---|----|----|----|-----|---|---|---|---|---|------|-----|------|
| 320 i (110 kW) Eng.M52 B20 (206S4) 10/99-9/00 | | | | | | | | | | | | | | | | | | | | |
| 19-2322 | | | F | | | | 86 | | 25 | 37 | | 143 | | | | | | 64,6 | | |
| 19-2508 | | | R | | | | | | | 42 | 75 | | | | | | | 37 | | |
| 320 i (120 kW) Eng.M54 B22 (226S1) 9/00-2/05 | | | | | | | | | | | | | | | | | | | | |
| 19-2322 | | | F | | | | 86 | | 25 | 37 | | 143 | | | | | | 64,6 | | |
| 19-2508 | | | R | | | | | | | 42 | 75 | | | | | | | 37 | | |
| 320 i (125 kW) Eng.M54 B22 (226S1) 9/00-2/05 | | | | | | | | | | | | | | | | | | | | |
| 19-2322 | | | F | | | | 86 | | 25 | 37 | | 143 | | | | | | 64,6 | | |
| 19-2508 | | | R | | | | | | | 42 | 75 | | | | | | | 37 | | |
| 325 i (141 kW) Eng.M54 B25 (256S5) 9/00-2/05 | | | | | | | | | | | | | | | | | | | | |
| 19-2322 | | | F | | | | 86 | | 25 | 37 | | 143 | | | | | | 64,6 | | |
| 19-2508 | | | R | | | | | | | 42 | 75 | | | | | | | 37 | | |
| 325 xi (141 kW) Eng.M54 B25 (256S5) 9/00-2/05 | | | | | | | | | | | | | | | | | | | | |
| 19-2323 | | | F/R | | | | | | | 45 | 85 | | | | | | | 41 | | |
| 328 i (142 kW) Eng.M52 B28 (286S2) 6/99-5/00 | | | | | | | | | | | | | | | | | | | | |
| 19-2322 | | | F | | | | 86 | | 25 | 37 | | 143 | | | | | | 64,6 | | |
| 19-2508 | | | R | | | | | | | 42 | 75 | | | | | | | 37 | | |
| 330 d (135 kW) Eng.M57 D30 (306D1) 10/99-2/05 | | | | | | | | | | | | | | | | | | | | |
| 19-2322 | | | F | | | | 86 | | 25 | 37 | | 143 | | | | | | 64,6 | | |
| 19-2323 | | | R | | | | | | | 45 | 85 | | | | | | | 41 | | |
| 330 d (150 kW) Eng.M57 D30 (306D2) 3/03-2/05 | | | | | | | | | | | | | | | | | | | | |
| 19-2322 | | | F | | | | 86 | | 25 | 37 | | 143 | | | | | | 64,6 | | |
| 19-2323 | | | R | | | | | | | 45 | 85 | | | | | | | 41 | | |
| 330 i (170 kW) Eng.M54 B30 (306S3) 6/00-2/05 | | | | | | | | | | | | | | | | | | | | |
| 19-2322 | | | F | | | | 86 | | 25 | 37 | | 143 | | | | | | 64,6 | | |
| 19-2323 | | | R | | | | | | | 45 | 85 | | | | | | | 41 | | |
| 330 xd (135 kW) Eng.M57 D30 (306D1) 1/00-3/03 | | | | | | | | | | | | | | | | | | | | |
| 19-2323 | | | F/R | | | | | | | 45 | 85 | | | | | | | 41 | | |

| BMW | | | | | | | | | | | | | | | | | | | | |
|--|-------------|--|-----|-----|--|--|-----|---|---|----|----|---|-----|---|---|---|---|---|-----|------|
| METELLI ref | Spare Parts | | F/R | L/R | | | ABS | A | B | C | D | E | F | G | H | I | L | M | Fig | NOTE |
| 330 xd (150 kW) Eng.M57 D30 (306D2) 8/02-5/05 | | | | | | | | | | | | | | | | | | | | |
| 19-2323 | | | F/R | | | | | | | 45 | 85 | | | | | | | | 41 | |
| 330 xi (170 kW) Eng.M54 B30 (306S3) 6/00-2/05 | | | | | | | | | | | | | | | | | | | | |
| 19-2323 | | | F/R | | | | | | | 45 | 85 | | | | | | | | 41 | |
| 3 V (E90) 6/04-12/11 | | | | | | | | | | | | | | | | | | | | |
| 316 d (85 kW) Eng.N47 D20 C 7/09-12/11 | | | | | | | | | | | | | | | | | | | | |
| 19-2751 | | | F | | | | | | | | | | 147 | | | | | | 84 | |
| 19-2752 | | | R | | | | | | | 42 | 75 | | | | | | | | 37 | |
| 316 i (85 kW) Eng.N45 B16 A, N45 B16 AC 9/05-10/11 | | | | | | | | | | | | | | | | | | | | |
| 19-2751 | | | F | | | | | | | | | | 147 | | | | | | 84 | |
| 19-2752 | | | R | | | | | | | 42 | 75 | | | | | | | | 37 | |
| 316 i (90 kW) Eng.N43 B16 A, N43 B16 AA 9/07-10/11 | | | | | | | | | | | | | | | | | | | | |
| 19-2751 | | | F | | | | | | | | | | 147 | | | | | | 84 | |
| 19-2752 | | | R | | | | | | | 42 | 75 | | | | | | | | 37 | |
| 318 d (90 kW) Eng.M47 D20 (204D4) 3/05-8/07 | | | | | | | | | | | | | | | | | | | | |
| 19-2751 | | | F | | | | | | | | | | 147 | | | | | | 84 | |
| 19-2752 | | | R | | | | | | | 42 | 75 | | | | | | | | 37 | |
| 318 d (100 kW) Eng.N47 D20 A (-.08.08), N47 D20 C (09.08-.) 9/07-10/11 | | | | | | | | | | | | | | | | | | | | |
| 19-2751 | | | F | | | | | | | | | | 147 | | | | | | 84 | |
| 19-2752 | | | R | | | | | | | 42 | 75 | | | | | | | | 37 | |
| 318 d (105 kW) Eng.N47 D20 A, N47 D20 C 2/07-10/11 | | | | | | | | | | | | | | | | | | | | |
| 19-2751 | | | F | | | | | | | | | | 147 | | | | | | 84 | |
| 19-2752 | | | R | | | | | | | 42 | 75 | | | | | | | | 37 | |
| 318 i (95 kW) Eng.N46 B20 B 9/05-8/07 | | | | | | | | | | | | | | | | | | | | |
| 19-2751 | | | F | | | | | | | | | | 147 | | | | | | 84 | |
| 19-2752 | | | R | | | | | | | 42 | 75 | | | | | | | | 37 | |
| 318 i (100 kW) Eng.N46 B20 B, N46 B20 C, N46 B20 CC, N46 B20 CD, N46 9/07-10/11 | | | | | | | | | | | | | | | | | | | | |
| 19-2751 | | | F | | | | | | | | | | 147 | | | | | | 84 | |

BMW

| METELLI ref | Spare Parts | | F/R | L/R | | | ABS | A | B | C | D | E | F | G | H | I | L | M | Fig | NOTE |
|--|-------------|--|-----|-----|--|--|-----|---|---|------|------|-----|---|---|---|---|---|---|------|-----------------------|
| 19-2752 | | | R | | | | | | | 42 | 75 | | | | | | | | 37 | |
| 318 i (105 kW) Eng.N43 B20 A 9/07-10/11 | | | | | | | | | | | | | | | | | | | | |
| 19-2751 | | | F | | | | | | | | | 147 | | | | | | | 84 | |
| 19-2752 | | | R | | | | | | | 42 | 75 | | | | | | | | 37 | |
| 320 d (110 kW) Eng.M47 D20 (204D4) 12/04-9/07 | | | | | | | | | | | | | | | | | | | | |
| 19-2751 | | | F | | | | | | | | | 147 | | | | | | | 84 | |
| 19-2752 | | | R | | | | | | | 42 | 75 | | | | | | | | 37 | Exc. Special Vehicles |
| 19-2888 | | | R | | | | | | | 45 | 85 | | | | | | | | 41 | Special Vehicles |
| 320 d (120 kW) Eng.M47 D20 (204D4) (-.08.07), N47 D20 A (09.07-08.08) 12/04-10/11 | | | | | | | | | | | | | | | | | | | | |
| 19-2751 | | | F | | | | | | | | | 147 | | | | | | | 84 | |
| 19-2752 | | | R | | | | | | | 42 | 75 | | | | | | | | 37 | Exc. Special Vehicles |
| 19-2888 | | | R | | | | | | | 45 | 85 | | | | | | | | 41 | Special Vehicles |
| 320 d (130 kW) Eng.N47 D20 A, N47 D20 C 9/07-2/10 | | | | | | | | | | | | | | | | | | | | |
| 19-2751 | | | F | | | | | | | | | 147 | | | | | | | 84 | |
| 19-2752 | | | R | | | | | | | 42 | 75 | | | | | | | | 37 | Exc. Special Vehicles |
| 19-2888 | | | R | | | | | | | 45 | 85 | | | | | | | | 41 | Special Vehicles |
| 320 d (135 kW) Eng.N47 D20 C 3/10-10/11 | | | | | | | | | | | | | | | | | | | | |
| 19-2751 | | | F | | | | | | | | | 147 | | | | | | | 84 | |
| 19-2752 | | | R | | | | | | | 42 | 75 | | | | | | | | 37 | Exc. Special Vehicles |
| 19-2888 | | | R | | | | | | | 45 | 85 | | | | | | | | 41 | Special Vehicles |
| 320 d xDrive (120 kW) Eng.N47 D20 C 9/08-10/11 | | | | | | | | | | | | | | | | | | | | |
| 19-2319 | | | F | | | | | | | 48,9 | 90,3 | | | | | | | | 45,1 | |
| 19-2888 | | | R | | | | | | | 45 | 85 | | | | | | | | 41 | |
| 320 d xDrive (130 kW) Eng.N47 D20 A, N47 D20 C 9/08-2/10 | | | | | | | | | | | | | | | | | | | | |
| 19-2319 | | | F | | | | | | | 48,9 | 90,3 | | | | | | | | 45,1 | |
| 19-2888 | | | R | | | | | | | 45 | 85 | | | | | | | | 41 | |
| 320 d xDrive (135 kW) Eng.N47 D20 C 3/10-10/11 | | | | | | | | | | | | | | | | | | | | |
| 19-2319 | | | F | | | | | | | 48,9 | 90,3 | | | | | | | | 45,1 | |
| 19-2888 | | | R | | | | | | | 45 | 85 | | | | | | | | 41 | |

BMW

| METELLI ref | Spare Parts | | F/R | L/R | | | ABS | A | B | C | D | E | F | G | H | I | L | M | Fig | NOTE |
|--|-------------|--|-----|-----|--|--|-----|---|---|------|------|-----|---|---|---|---|------|---|-----|-----------------------|
| 325 i (155 kW) Eng.N53 B30 A 3/07-12/11 | | | | | | | | | | | | | | | | | | | | |
| 19-2751 | | | F | | | | | | | | | 147 | | | | | 84 | | | |
| 325 i (160 kW) Eng.N52 B25 A, N52 B25 B, N52 B25 BF 12/04-12/11 | | | | | | | | | | | | | | | | | | | | |
| 19-2751 | | | F | | | | | | | | | 147 | | | | | 84 | | | |
| 19-2752 | | | R | | | | | | | 42 | 75 | | | | | | 37 | | | Exc. Special Vehicles |
| 19-2888 | | | R | | | | | | | 45 | 85 | | | | | | 41 | | | Special Vehicles |
| 325 i (160 kW) Eng.N53 B30 A 3/07-12/11 | | | | | | | | | | | | | | | | | | | | |
| 19-2751 | | | F | | | | | | | | | 147 | | | | | 84 | | | |
| 19-2752 | | | R | | | | | | | 42 | 75 | | | | | | 37 | | | Exc. Special Vehicles |
| 19-2888 | | | R | | | | | | | 45 | 85 | | | | | | 41 | | | Special Vehicles |
| 325 i xDrive (155 kW) Eng.N53 B30 A 9/08-10/11 | | | | | | | | | | | | | | | | | | | | |
| 19-2319 | | | F | | | | | | | 48,9 | 90,3 | | | | | | 45,1 | | | |
| 19-2888 | | | R | | | | | | | 45 | 85 | | | | | | 41 | | | |
| 325 i xDrive (160 kW) Eng.N53 B30 A 9/08-10/11 | | | | | | | | | | | | | | | | | | | | |
| 19-2319 | | | F | | | | | | | 48,9 | 90,3 | | | | | | 45,1 | | | |
| 19-2888 | | | R | | | | | | | 45 | 85 | | | | | | 41 | | | |
| 325 xi (160 kW) Eng.N52 B25 A 9/05-8/08 | | | | | | | | | | | | | | | | | | | | |
| 19-2319 | | | F | | | | | | | 48,9 | 90,3 | | | | | | 45,1 | | | |
| 19-2888 | | | R | | | | | | | 45 | 85 | | | | | | 41 | | | |
| 325 xi (160 kW) Eng.N53 B30 A 9/07-8/08 | | | | | | | | | | | | | | | | | | | | |
| 19-2319 | | | F | | | | | | | 48,9 | 90,3 | | | | | | 45,1 | | | |
| 19-2888 | | | R | | | | | | | 45 | 85 | | | | | | 41 | | | |
| 328 i (172 kW) Eng.N51 B30 A 9/06-12/11 | | | | | | | | | | | | | | | | | | | | |
| 19-2751 | | | F | | | | | | | | | 147 | | | | | 84 | | | |
| 19-2752 | | | R | | | | | | | 42 | 75 | | | | | | 37 | | | |
| 330 d (155 kW) Eng.M57 D30 (306D3), N57 D30 A 9/05-12/11 | | | | | | | | | | | | | | | | | | | | |
| 19-2751 | | | F | | | | | | | | | 147 | | | | | 84 | | | |
| 19-2888 | | | R | | | | | | | 45 | 85 | | | | | | 41 | | | |

BMW

| METELLI ref | Spare Parts | | F/R | L/R | | | ABS | A | B | C | D | E | F | G | H | I | L | M | Fig | NOTE |
|--|-------------|--|-----|-----|--|--|-----|---|---|------|------|-----|---|---|---|---|------|---|-----|------|
| 19-2888 | | | R | | | | | | | 45 | 85 | | | | | | 41 | | | |
| 335 d (210 kW) Eng.M57 D30 (306D5) 9/06-12/11 | | | | | | | | | | | | | | | | | | | | |
| 19-2751 | | | F | | | | | | | | | 147 | | | | | 84 | | | |
| 19-2888 | | | R | | | | | | | 45 | 85 | | | | | | 41 | | | |
| 335 i (220 kW) Eng.N54 B30 A, N55 B30 A 3/06-12/11 | | | | | | | | | | | | | | | | | | | | |
| 19-2751 | | | F | | | | | | | | | 147 | | | | | 84 | | | |
| 19-2888 | | | R | | | | | | | 45 | 85 | | | | | | 41 | | | |
| 335 i (224 kW) Eng.N54 B30 A 3/06-12/11 | | | | | | | | | | | | | | | | | | | | |
| 19-2751 | | | F | | | | | | | | | 147 | | | | | 84 | | | |
| 19-2888 | | | R | | | | | | | 45 | 85 | | | | | | 41 | | | |
| 335 i (225 kW) Eng.N54 B30 A (-.02.10), N55 B30 A (03.10-.) 9/06-12/11 | | | | | | | | | | | | | | | | | | | | |
| 19-2751 | | | F | | | | | | | | | 147 | | | | | 84 | | | |
| 19-2888 | | | R | | | | | | | 45 | 85 | | | | | | 41 | | | |
| 335 i (240 kW) Eng.N54 B30 A, N55 B30 A 3/06-12/11 | | | | | | | | | | | | | | | | | | | | |
| 19-2751 | | | F | | | | | | | | | 147 | | | | | 84 | | | |
| 19-2888 | | | R | | | | | | | 45 | 85 | | | | | | 41 | | | |
| 335 i xDrive (225 kW) Eng.N54 B30 A (-.02.10), N55 B30 A (03.10-.) 9/08-10/11 | | | | | | | | | | | | | | | | | | | | |
| 19-2319 | | | F | | | | | | | 48,9 | 90,3 | | | | | | 45,1 | | | |
| 19-2888 | | | R | | | | | | | 45 | 85 | | | | | | 41 | | | |
| 335 xi (224 kW) Eng.N54 B30 A 9/06-6/08 | | | | | | | | | | | | | | | | | | | | |
| 19-2319 | | | F | | | | | | | 48,9 | 90,3 | | | | | | 45,1 | | | |
| 19-2888 | | | R | | | | | | | 45 | 85 | | | | | | 41 | | | |
| 335 xi (225 kW) Eng.N54 B30 A 3/07-8/08 | | | | | | | | | | | | | | | | | | | | |
| 19-2319 | | | F | | | | | | | 48,9 | 90,3 | | | | | | 45,1 | | | |
| 19-2888 | | | R | | | | | | | 45 | 85 | | | | | | 41 | | | |
| M3 (309 kW) Eng.S65 B40 A 12/07-10/11 | | | | | | | | | | | | | | | | | | | | |
| 19-2888 | | | R | | | | | | | 45 | 85 | | | | | | 41 | | | |

BMW

| METELLI ref | Spare Parts | | F/R | L/R | | | ABS | A | B | C | D | E | F | G | H | I | L | M | Fig | NOTE |
|--|-------------|--|-----|-----|--|--|-----|---|---|----|----|-----|---|---|---|---|---|----|-----|------|
| 323 i (140 kW) Eng.N52 B25 A 3/07-9/11 | | | | | | | | | | | | | | | | | | | | |
| 19-2888 | | | R | | | | | | | 45 | 85 | | | | | | | 41 | | |
| 325 d (145 kW) Eng.M57 D30 (306D3) 3/07-12/10 | | | | | | | | | | | | | | | | | | | | |
| 19-2751 | | | F | | | | | | | | | 147 | | | | | | 84 | | |
| 19-2888 | | | R | | | | | | | 45 | 85 | | | | | | | 41 | | |
| 325 d (150 kW) Eng.N57 D30 A 9/09-9/13 | | | | | | | | | | | | | | | | | | | | |
| 19-2751 | | | F | | | | | | | | | 147 | | | | | | 84 | | |
| 19-2888 | | | R | | | | | | | 45 | 85 | | | | | | | 41 | | |
| 325 d (155 kW) Eng.M57 D30 (306D3) 3/07-12/10 | | | | | | | | | | | | | | | | | | | | |
| 19-2751 | | | F | | | | | | | | | 147 | | | | | | 84 | | |
| 19-2888 | | | R | | | | | | | 45 | 85 | | | | | | | 41 | | |
| 325 i (155 kW) Eng.N53 B30 A 10/06-12/13 | | | | | | | | | | | | | | | | | | | | |
| 19-2751 | | | F | | | | | | | | | 147 | | | | | | 84 | | |
| 19-2888 | | | R | | | | | | | 45 | 85 | | | | | | | 41 | | |
| 325 i (160 kW) Eng.N52 B25 A 12/06-2/10 | | | | | | | | | | | | | | | | | | | | |
| 19-2751 | | | F | | | | | | | | | 147 | | | | | | 84 | | |
| 19-2888 | | | R | | | | | | | 45 | 85 | | | | | | | 41 | | |
| 325 i (160 kW) Eng.N53 B30 A 3/07-12/13 | | | | | | | | | | | | | | | | | | | | |
| 19-2751 | | | F | | | | | | | | | 147 | | | | | | 84 | | |
| 19-2888 | | | R | | | | | | | 45 | 85 | | | | | | | 41 | | |
| 330 d (170 kW) Eng.M57 D30 (306D3) 3/07-12/13 | | | | | | | | | | | | | | | | | | | | |
| 19-2751 | | | F | | | | | | | | | 147 | | | | | | 84 | | |
| 19-2888 | | | R | | | | | | | 45 | 85 | | | | | | | 41 | | |
| 330 d (180 kW) Eng.N57 D30 A 1/09-12/13 | | | | | | | | | | | | | | | | | | | | |
| 19-2751 | | | F | | | | | | | | | 147 | | | | | | 84 | | |
| 19-2888 | | | R | | | | | | | 45 | 85 | | | | | | | 41 | | |
| 330 i (190 kW) Eng.N52 B30 A, N52 B30 AF 3/10-10/13 | | | | | | | | | | | | | | | | | | | | |
| 19-2751 | | | F | | | | | | | | | 147 | | | | | | 84 | | |
| 19-2888 | | | R | | | | | | | 45 | 85 | | | | | | | 41 | | |

BMW

| METELLI ref | Spare Parts | | F/R | L/R | | | ABS | A | B | C | D | E | F | G | H | I | L | M | Fig | NOTE |
|--|-------------|--|-----|-----|--|--|-----|---|---|------|------|---|-----|---|---|---|---|---|------|------|
| 320 d (145 kW) Eng.N47 D20 A, N47 D20 C 9/06-2/10 | | | | | | | | | | | | | | | | | | | | |
| 19-2752 | | | R | | | | | | | 42 | 75 | | | | | | | | 37 | |
| 320 d (147 kW) Eng.N47 D20 C 3/10-6/13 | | | | | | | | | | | | | | | | | | | | |
| 19-2752 | | | R | | | | | | | 42 | 75 | | | | | | | | 37 | |
| 320 d xDrive (120 kW) Eng.N47 D20 C 9/08-6/13 | | | | | | | | | | | | | | | | | | | | |
| 19-2888 | | | R | | | | | | | 45 | 85 | | | | | | | | 41 | |
| 320 d xDrive (130 kW) Eng.N47 D20 C 9/08-2/10 | | | | | | | | | | | | | | | | | | | | |
| 19-2319 | | | F | | | | | | | 48,9 | 90,3 | | | | | | | | 45,1 | |
| 19-2888 | | | R | | | | | | | 45 | 85 | | | | | | | | 41 | |
| 320 d xDrive (135 kW) Eng.N47 D20 C 3/10-6/13 | | | | | | | | | | | | | | | | | | | | |
| 19-2319 | | | F | | | | | | | 48,9 | 90,3 | | | | | | | | 45,1 | |
| 19-2888 | | | R | | | | | | | 45 | 85 | | | | | | | | 41 | |
| 320 d xDrive (145 kW) Eng.N47 D20 C 9/08-2/10 | | | | | | | | | | | | | | | | | | | | |
| 19-2888 | | | R | | | | | | | 45 | 85 | | | | | | | | 41 | |
| 320 d xDrive (147 kW) Eng.N47 D20 C 3/10-6/13 | | | | | | | | | | | | | | | | | | | | |
| 19-2888 | | | R | | | | | | | 45 | 85 | | | | | | | | 41 | |
| 320 i (115 kW) Eng.N46 B20 B 6/07-12/13 | | | | | | | | | | | | | | | | | | | | |
| 19-2751 | | | F | | | | | | | | | | 147 | | | | | | 84 | |
| 19-2752 | | | R | | | | | | | 42 | 75 | | | | | | | | 37 | |
| 320 i (120 kW) Eng.N43 B20 A 1/07-12/13 | | | | | | | | | | | | | | | | | | | | |
| 19-2751 | | | F | | | | | | | | | | 147 | | | | | | 84 | |
| 19-2752 | | | R | | | | | | | 42 | 75 | | | | | | | | 37 | |
| 320 i (125 kW) Eng.N43 B20 A 3/07-12/13 | | | | | | | | | | | | | | | | | | | | |
| 19-2751 | | | F | | | | | | | | | | 147 | | | | | | 84 | |
| 19-2752 | | | R | | | | | | | 42 | 75 | | | | | | | | 37 | |
| 323 i (140 kW) Eng.N52 B25 AE, N52 B25 BE 4/06-2/12 | | | | | | | | | | | | | | | | | | | | |
| 19-2752 | | | R | | | | | | | 42 | 75 | | | | | | | | 37 | |
| 325 d (145 kW) Eng.M57 D30 (306D3) 2/07-2/10 | | | | | | | | | | | | | | | | | | | | |
| 19-2751 | | | F | | | | | | | | | | 147 | | | | | | 84 | |

BMW

| METELLI ref | Spare Parts | F/R | L/R | ABS | A | B | C | D | E | F | G | H | I | L | M | Fig | NOTE |
|---|-------------|-----|-----|-----|---|---|------|------|-----|---|---|---|---|------|---|-----|------|
| 19-2888 | | R | | | | | 45 | 85 | | | | | | 41 | | | |
| 325 d (150 kW) Eng.N57 D30 A 9/09-12/13 | | | | | | | | | | | | | | | | | |
| 19-2751 | | F | | | | | | | 147 | | | | | 84 | | | |
| 19-2888 | | R | | | | | 45 | 85 | | | | | | 41 | | | |
| 325 d (155 kW) Eng.M57 D30 (306D3) 2/07-2/10 | | | | | | | | | | | | | | | | | |
| 19-2751 | | F | | | | | | | 147 | | | | | 84 | | | |
| 19-2888 | | R | | | | | 45 | 85 | | | | | | 41 | | | |
| 325 i (155 kW) Eng.N52 B25 A, N52 B25 AF, N52 B25 BF 3/10-6/13 | | | | | | | | | | | | | | | | | |
| 19-2751 | | F | | | | | | | 147 | | | | | 84 | | | |
| 19-2752 | | R | | | | | 42 | 75 | | | | | | 37 | | | |
| 325 i (155 kW) Eng.N53 B30 A 3/10-6/13 | | | | | | | | | | | | | | | | | |
| 19-2751 | | F | | | | | | | 147 | | | | | 84 | | | |
| 19-2752 | | R | | | | | 42 | 75 | | | | | | 37 | | | |
| 325 i (160 kW) Eng.N52 B25 A, N52 B25 AF, N52 B25 BF 6/06-2/10 | | | | | | | | | | | | | | | | | |
| 19-2751 | | F | | | | | | | 147 | | | | | 84 | | | |
| 19-2752 | | R | | | | | 42 | 75 | | | | | | 37 | | | |
| 325 i (160 kW) Eng.N53 B30 A 9/07-6/13 | | | | | | | | | | | | | | | | | |
| 19-2751 | | F | | | | | | | 147 | | | | | 84 | | | |
| 19-2752 | | R | | | | | 42 | 75 | | | | | | 37 | | | |
| 325 i xDrive (150 kW) Eng.N52 B25 A 3/10-4/13 | | | | | | | | | | | | | | | | | |
| 19-2319 | | F | | | | | 48,9 | 90,3 | | | | | | 45,1 | | | |
| 19-2888 | | R | | | | | 45 | 85 | | | | | | 41 | | | |
| 325 i xDrive (155 kW) Eng.N52 B25 AF 3/10-4/13 | | | | | | | | | | | | | | | | | |
| 19-2319 | | F | | | | | 48,9 | 90,3 | | | | | | 45,1 | | | |
| 19-2888 | | R | | | | | 45 | 85 | | | | | | 41 | | | |
| 325 i xDrive (155 kW) Eng.N53 B30 A 9/08-6/13 | | | | | | | | | | | | | | | | | |
| 19-2319 | | F | | | | | 48,9 | 90,3 | | | | | | 45,1 | | | |
| 19-2888 | | R | | | | | 45 | 85 | | | | | | 41 | | | |

BMW

| METELLI ref | Spare Parts | | F/R | L/R | | | ABS | A | B | C | D | E | F | G | H | I | L | M | Fig | NOTE |
|--|-------------|--|-----|-----|--|--|-----|---|---|------|------|---|-----|---|---|---|---|---|------|------|
| 325 i xDrive (160 kW) Eng.N53 B30 A 9/08-12/13 | | | | | | | | | | | | | | | | | | | | |
| 19-2319 | | | F | | | | | | | 48,9 | 90,3 | | | | | | | | 45,1 | |
| 19-2888 | | | R | | | | | | | 45 | 85 | | | | | | | | 41 | |
| 325 xi (155 kW) Eng.N53 B30 A 9/07-8/08 | | | | | | | | | | | | | | | | | | | | |
| 19-2319 | | | F | | | | | | | 48,9 | 90,3 | | | | | | | | 45,1 | |
| 19-2888 | | | R | | | | | | | 45 | 85 | | | | | | | | 41 | |
| 325 xi (160 kW) Eng.N52 B25 A 9/06-2/10 | | | | | | | | | | | | | | | | | | | | |
| 19-2319 | | | F | | | | | | | 48,9 | 90,3 | | | | | | | | 45,1 | |
| 19-2888 | | | R | | | | | | | 45 | 85 | | | | | | | | 41 | |
| 325 xi (160 kW) Eng.N53 B30 A 9/07-8/08 | | | | | | | | | | | | | | | | | | | | |
| 19-2319 | | | F | | | | | | | 48,9 | 90,3 | | | | | | | | 45,1 | |
| 19-2888 | | | R | | | | | | | 45 | 85 | | | | | | | | 41 | |
| 325i (150 kW) Eng.N52 B25 A, N52 B25 AF, N52 B25 BF 3/10-10/13 | | | | | | | | | | | | | | | | | | | | |
| 19-2751 | | | F | | | | | | | | | | 147 | | | | | | 84 | |
| 19-2752 | | | R | | | | | | | 42 | 75 | | | | | | | | 37 | |
| 328 i (172 kW) Eng.N51 B30 A (09.06-06.13), N52 B30 A (06.06-06.13) 6/06-6/13 | | | | | | | | | | | | | | | | | | | | |
| 19-2751 | | | F | | | | | | | | | | 147 | | | | | | 84 | |
| 19-2752 | | | R | | | | | | | 42 | 75 | | | | | | | | 37 | |
| 330 d (170 kW) Eng.M57 D30 (306D3) 3/06-8/08 | | | | | | | | | | | | | | | | | | | | |
| 19-2751 | | | F | | | | | | | | | | 147 | | | | | | 84 | |
| 19-2888 | | | R | | | | | | | 45 | 85 | | | | | | | | 41 | |
| 330 d (180 kW) Eng.N57 D30 A 1/09-12/13 | | | | | | | | | | | | | | | | | | | | |
| 19-2751 | | | F | | | | | | | | | | 147 | | | | | | 84 | |
| 19-2888 | | | R | | | | | | | 45 | 85 | | | | | | | | 41 | |
| 330 d xDrive (180 kW) Eng.N57 D30 A 2/10-6/13 | | | | | | | | | | | | | | | | | | | | |
| 19-2319 | | | F | | | | | | | 48,9 | 90,3 | | | | | | | | 45,1 | |
| 19-2888 | | | R | | | | | | | 45 | 85 | | | | | | | | 41 | |
| 330 i (190 kW) Eng.N52 B30 A 3/10-6/13 | | | | | | | | | | | | | | | | | | | | |
| 19-2751 | | | F | | | | | | | | | | 147 | | | | | | 84 | |

BMW

| METELLI ref | Spare Parts | F/R | L/R | ABS | A | B | C | D | E | F | G | H | I | L | M | Fig | NOTE |
|---|-------------|-----|-----|-----|---|---|------|------|-----|---|---|---|---|------|---|-----|------|
| 19-2888 | | R | | | | | 45 | 85 | | | | | | 41 | | | |
| 330 i (200 kW) Eng.N52 B30 A, N52 B30 AF, N52 B30 BF 9/06-2/10 | | | | | | | | | | | | | | | | | |
| 19-2751 | | F | | | | | | | 147 | | | | | 84 | | | |
| 19-2888 | | R | | | | | 45 | 85 | | | | | | 41 | | | |
| 330 i (200 kW) Eng.N53 B30 A 9/07-6/13 | | | | | | | | | | | | | | | | | |
| 19-2751 | | F | | | | | | | 147 | | | | | 84 | | | |
| 19-2888 | | R | | | | | 45 | 85 | | | | | | 41 | | | |
| 330 i xDrive (200 kW) Eng.N53 B30 A 3/10-6/13 | | | | | | | | | | | | | | | | | |
| 19-2319 | | F | | | | | 48,9 | 90,3 | | | | | | 45,1 | | | |
| 19-2888 | | R | | | | | 45 | 85 | | | | | | 41 | | | |
| 330 xd (170 kW) Eng.M57 D30 (306D3) 3/06-8/08 | | | | | | | | | | | | | | | | | |
| 19-2319 | | F | | | | | 48,9 | 90,3 | | | | | | 45,1 | | | |
| 19-2888 | | R | | | | | 45 | 85 | | | | | | 41 | | | |
| 330 xd (180 kW) Eng.N57 D30 A 3/08-2/10 | | | | | | | | | | | | | | | | | |
| 19-2319 | | F | | | | | 48,9 | 90,3 | | | | | | 45,1 | | | |
| 19-2888 | | R | | | | | 45 | 85 | | | | | | 41 | | | |
| 330 xi (190 kW) Eng.N52 B30 A 9/06-8/07 | | | | | | | | | | | | | | | | | |
| 19-2319 | | F | | | | | 48,9 | 90,3 | | | | | | 45,1 | | | |
| 19-2888 | | R | | | | | 45 | 85 | | | | | | 41 | | | |
| 330 xi (200 kW) Eng.N52 B30 A 9/06-8/07 | | | | | | | | | | | | | | | | | |
| 19-2319 | | F | | | | | 48,9 | 90,3 | | | | | | 45,1 | | | |
| 19-2888 | | R | | | | | 45 | 85 | | | | | | 41 | | | |
| 330 xi (200 kW) Eng.N53 B30 A 3/07-2/10 | | | | | | | | | | | | | | | | | |
| 19-2319 | | F | | | | | 48,9 | 90,3 | | | | | | 45,1 | | | |
| 19-2888 | | R | | | | | 45 | 85 | | | | | | 41 | | | |
| 335 d (210 kW) Eng.M57 D30 (306D5) 3/06-3/13 | | | | | | | | | | | | | | | | | |
| 19-2751 | | F | | | | | | | 147 | | | | | 84 | | | |
| 19-2888 | | R | | | | | 45 | 85 | | | | | | 41 | | | |

BMW

| METELLI ref | Spare Parts | F/R | L/R | ABS | A | B | C | D | E | F | G | H | I | L | M | Fig | NOTE |
|---|-------------|-----|-----|-----|---|---|------|------|-----|---|---|---|---|------|---|-----|-----------------------|
| 335 i (225 kW) Eng.N54 B30 A, N55 B30 A 6/06-6/13 | | | | | | | | | | | | | | | | | |
| 19-2751 | | F | | | | | | | 147 | | | | | 84 | | | |
| 19-2888 | | R | | | | | 45 | 85 | | | | | | 41 | | | |
| 335 i (240 kW) Eng.N54 B30 A, N55 B30 A 6/06-6/13 | | | | | | | | | | | | | | | | | |
| 19-2888 | | R | | | | | 45 | 85 | | | | | | 41 | | | |
| 335 i xDrive (224 kW) Eng.N54 B30 A 1/09-6/13 | | | | | | | | | | | | | | | | | |
| 19-2319 | | F | | | | | 48,9 | 90,3 | | | | | | 45,1 | | | |
| 335 i xDrive (225 kW) Eng.N54 B30 A, N55 B30 A 11/08-12/13 | | | | | | | | | | | | | | | | | |
| 19-2319 | | F | | | | | 48,9 | 90,3 | | | | | | 45,1 | | | |
| 19-2888 | | R | | | | | 45 | 85 | | | | | | 41 | | | |
| 335 i xDrive (240 kW) Eng.N55 B30 A 11/08-6/13 | | | | | | | | | | | | | | | | | |
| 19-2319 | | F | | | | | 48,9 | 90,3 | | | | | | 45,1 | | | |
| 19-2888 | | R | | | | | 45 | 85 | | | | | | 41 | | | |
| 335 xi (225 kW) Eng.N54 B30 A, N55 B30 A 3/07-2/10 | | | | | | | | | | | | | | | | | |
| 19-2319 | | F | | | | | 48,9 | 90,3 | | | | | | 45,1 | | | |
| 19-2888 | | R | | | | | 45 | 85 | | | | | | 41 | | | |
| 335 xi (240 kW) Eng.N54 B30 A 3/07-2/10 | | | | | | | | | | | | | | | | | |
| 19-2888 | | R | | | | | 45 | 85 | | | | | | 41 | | | |
| M (309 kW) Eng.S65 B40 A 6/07-6/13 | | | | | | | | | | | | | | | | | |
| 19-2888 | | R | | | | | 45 | 85 | | | | | | 41 | | | |
| M GTS (331 kW) Eng.S65 B44 A 3/07-12/13 | | | | | | | | | | | | | | | | | |
| 19-2888 | | R | | | | | 45 | 85 | | | | | | 41 | | | |
| 3 V Touring (E91) 12/04-12/12 | | | | | | | | | | | | | | | | | |
| 316 d (85 kW) Eng.N47 D20 C 9/09-6/12 | | | | | | | | | | | | | | | | | |
| 19-2751 | | F | | | | | | | 147 | | | | | 84 | | | |
| 19-2752 | | R | | | | | 42 | 75 | | | | | | 37 | | | Exc. Special Vehicles |
| 19-2888 | | R | | | | | 45 | 85 | | | | | | 41 | | | Special Vehicles |

BMW

| METELLI ref | Spare Parts | | F/R | L/R | | ABS | A | B | C | D | E | F | G | H | I | L | M | Fig | NOTE |
|--|-------------|--|-----|-----|--|-----|---|---|----|----|-----|---|---|---|---|---|---|-----|-----------------------|
| 316 i (90 kW) Eng.N43 B16 AA 9/08-6/12 | | | | | | | | | | | | | | | | | | | |
| 19-2751 | | | F | | | | | | | | 147 | | | | | | | 84 | |
| 318 d (90 kW) Eng.M47 D20 (204D4) 9/05-8/07 | | | | | | | | | | | | | | | | | | | |
| 19-2751 | | | F | | | | | | | | 147 | | | | | | | 84 | |
| 19-2752 | | | R | | | | | | 42 | 75 | | | | | | | | 37 | Exc. Special Vehicles |
| 19-2888 | | | R | | | | | | 45 | 85 | | | | | | | | 41 | Special Vehicles |
| 318 d (100 kW) Eng.N47 D20 A (-.08.08), N47 D20 C (09.08-.) 7/07-6/12 | | | | | | | | | | | | | | | | | | | |
| 19-2751 | | | F | | | | | | | | 147 | | | | | | | 84 | |
| 19-2752 | | | R | | | | | | 42 | 75 | | | | | | | | 37 | Exc. Special Vehicles |
| 19-2888 | | | R | | | | | | 45 | 85 | | | | | | | | 41 | Special Vehicles |
| 318 d (105 kW) Eng.N47 D20 A, N47 D20 C 9/07-6/12 | | | | | | | | | | | | | | | | | | | |
| 19-2751 | | | F | | | | | | | | 147 | | | | | | | 84 | |
| 19-2752 | | | R | | | | | | 42 | 75 | | | | | | | | 37 | Exc. Special Vehicles |
| 19-2888 | | | R | | | | | | 45 | 85 | | | | | | | | 41 | Special Vehicles |
| 318 i (95 kW) Eng.N46 B20 B 1/06-8/07 | | | | | | | | | | | | | | | | | | | |
| 19-2751 | | | F | | | | | | | | 147 | | | | | | | 84 | |
| 19-2752 | | | R | | | | | | 42 | 75 | | | | | | | | 37 | Exc. Special Vehicles |
| 19-2888 | | | R | | | | | | 45 | 85 | | | | | | | | 41 | Special Vehicles |
| 318 i (100 kW) Eng.N46 B20 B 9/07-3/12 | | | | | | | | | | | | | | | | | | | |
| 19-2751 | | | F | | | | | | | | 147 | | | | | | | 84 | |
| 19-2752 | | | R | | | | | | 42 | 75 | | | | | | | | 37 | Exc. Special Vehicles |
| 19-2888 | | | R | | | | | | 45 | 85 | | | | | | | | 41 | Special Vehicles |
| 318 i (105 kW) Eng.N43 B20 A 5/07-5/12 | | | | | | | | | | | | | | | | | | | |
| 19-2751 | | | F | | | | | | | | 147 | | | | | | | 84 | |
| 19-2752 | | | R | | | | | | 42 | 75 | | | | | | | | 37 | Exc. Special Vehicles |
| 19-2888 | | | R | | | | | | 45 | 85 | | | | | | | | 41 | Special Vehicles |
| 320 d (110 kW) Eng.M47 D20 (204D4) 12/04-8/07 | | | | | | | | | | | | | | | | | | | |
| 19-2751 | | | F | | | | | | | | 147 | | | | | | | 84 | |
| 19-2752 | | | R | | | | | | 42 | 75 | | | | | | | | 37 | Exc. Special Vehicles |

BMW

| METELLI ref | Spare Parts | | F/R | L/R | | | ABS | A | B | C | D | E | F | G | H | I | L | M | Fig | NOTE |
|--|-------------|--|-----|-----|--|--|-----|---|---|------|------|-----|---|---|---|---|------|---|-----|-----------------------|
| 19-2888 | | | R | | | | | | | 45 | 85 | | | | | | 41 | | | Special Vehicles |
| 320 d (120 kW) Eng.M47 D20 (204D4) (-.08.07), N47 D20 A (09.07-02.10) 6/05-6/12 | | | | | | | | | | | | | | | | | | | | |
| 19-2751 | | | F | | | | | | | | | 147 | | | | | 84 | | | |
| 19-2752 | | | R | | | | | | | 42 | 75 | | | | | | 37 | | | Exc. Special Vehicles |
| 19-2888 | | | R | | | | | | | 45 | 85 | | | | | | 41 | | | Special Vehicles |
| 320 d (130 kW) Eng.N47 D20 A, N47 D20 C 2/07-12/10 | | | | | | | | | | | | | | | | | | | | |
| 19-2751 | | | F | | | | | | | | | 147 | | | | | 84 | | | |
| 19-2752 | | | R | | | | | | | 42 | 75 | | | | | | 37 | | | Exc. Special Vehicles |
| 19-2888 | | | R | | | | | | | 45 | 85 | | | | | | 41 | | | Special Vehicles |
| 320 d (135 kW) Eng.N47 D20 C 3/10-5/12 | | | | | | | | | | | | | | | | | | | | |
| 19-2751 | | | F | | | | | | | | | 147 | | | | | 84 | | | |
| 19-2752 | | | R | | | | | | | 42 | 75 | | | | | | 37 | | | Exc. Special Vehicles |
| 19-2888 | | | R | | | | | | | 45 | 85 | | | | | | 41 | | | Special Vehicles |
| 320 d xDrive (120 kW) Eng.N47 D20 C 7/09-6/12 | | | | | | | | | | | | | | | | | | | | |
| 19-2319 | | | F | | | | | | | 48,9 | 90,3 | | | | | | 45,1 | | | |
| 19-2888 | | | R | | | | | | | 45 | 85 | | | | | | 41 | | | |
| 320 d xDrive (130 kW) Eng.N47 D20 C 9/08-2/10 | | | | | | | | | | | | | | | | | | | | |
| 19-2319 | | | F | | | | | | | 48,9 | 90,3 | | | | | | 45,1 | | | |
| 19-2888 | | | R | | | | | | | 45 | 85 | | | | | | 41 | | | |
| 320 d xDrive (135 kW) Eng.N47 D20 C 3/10-6/12 | | | | | | | | | | | | | | | | | | | | |
| 19-2319 | | | F | | | | | | | 48,9 | 90,3 | | | | | | 45,1 | | | |
| 19-2888 | | | R | | | | | | | 45 | 85 | | | | | | 41 | | | |
| 320 d xDrive (145 kW) Eng.N47 D20 C 2/08-2/10 | | | | | | | | | | | | | | | | | | | | |
| 19-2888 | | | R | | | | | | | 45 | 85 | | | | | | 41 | | | |
| 320 d xDrive (147 kW) Eng.N47 D20 C 3/10-5/12 | | | | | | | | | | | | | | | | | | | | |
| 19-2888 | | | R | | | | | | | 45 | 85 | | | | | | 41 | | | |
| 320 i (110 kW) Eng.N46 B20 B, N46 B20 C 9/05-6/12 | | | | | | | | | | | | | | | | | | | | |
| 19-2751 | | | F | | | | | | | | | 147 | | | | | 84 | | | |
| 19-2752 | | | R | | | | | | | 42 | 75 | | | | | | 37 | | | Exc. Special Vehicles |

| BMW | | | | | | | | | | | | | | | | | | | |
|--|-------------|--|-----|-----|--|-----|---|---|----|----|-----|---|---|---|---|----|---|-----|-----------------------|
| METELLI ref | Spare Parts | | F/R | L/R | | ABS | A | B | C | D | E | F | G | H | I | L | M | Fig | NOTE |
| 19-2888 | | | R | | | | | | 45 | 85 | | | | | | 41 | | | Special Vehicles |
| 320 i (115 kW) Eng.N46 B20 B, N46 B20 BD, N46 B20 C 9/05-6/12 | | | | | | | | | | | | | | | | | | | |
| 19-2751 | | | F | | | | | | | | 147 | | | | | 84 | | | |
| 320 i (120 kW) Eng.N43 B20 A 2/07-5/12 | | | | | | | | | | | | | | | | | | | |
| 19-2751 | | | F | | | | | | | | 147 | | | | | 84 | | | |
| 320 i (125 kW) Eng.N43 B20 A 2/07-12/12 | | | | | | | | | | | | | | | | | | | |
| 19-2751 | | | F | | | | | | | | 147 | | | | | 84 | | | |
| 19-2752 | | | R | | | | | | 42 | 75 | | | | | | 37 | | | Exc. Special Vehicles |
| 19-2888 | | | R | | | | | | 45 | 85 | | | | | | 41 | | | Special Vehicles |
| 323 i (130 kW) Eng.N52 B25 A 4/06-6/07 | | | | | | | | | | | | | | | | | | | |
| 19-2751 | | | F | | | | | | | | 147 | | | | | 84 | | | |
| 19-2888 | | | R | | | | | | 45 | 85 | | | | | | 41 | | | |
| 323 i (140 kW) Eng.N52 B25 A 9/06-7/08 | | | | | | | | | | | | | | | | | | | |
| 19-2751 | | | F | | | | | | | | 147 | | | | | 84 | | | |
| 19-2888 | | | R | | | | | | 45 | 85 | | | | | | 41 | | | |
| 325 d (145 kW) Eng.M57 D30 (306D3) 9/06-6/12 | | | | | | | | | | | | | | | | | | | |
| 19-2751 | | | F | | | | | | | | 147 | | | | | 84 | | | |
| 19-2888 | | | R | | | | | | 45 | 85 | | | | | | 41 | | | |
| 325 d (150 kW) Eng.N57 D30 A 2/10-6/12 | | | | | | | | | | | | | | | | | | | |
| 19-2751 | | | F | | | | | | | | 147 | | | | | 84 | | | |
| 19-2888 | | | R | | | | | | 45 | 85 | | | | | | 41 | | | |
| 325 i (155 kW) Eng.N52 B25 A, N52 B25 AF, N52 B25 B, N52 B25 BF 12/04-12/10 | | | | | | | | | | | | | | | | | | | |
| 19-2751 | | | F | | | | | | | | 147 | | | | | 84 | | | |
| 19-2888 | | | R | | | | | | 45 | 85 | | | | | | 41 | | | |
| 325 i (155 kW) Eng.N53 B30 A 9/07-6/12 | | | | | | | | | | | | | | | | | | | |
| 19-2751 | | | F | | | | | | | | 147 | | | | | 84 | | | |
| 19-2888 | | | R | | | | | | 45 | 85 | | | | | | 41 | | | |
| 325 i (160 kW) Eng.N52 B25 A 12/04-8/08 | | | | | | | | | | | | | | | | | | | |
| 19-2751 | | | F | | | | | | | | 147 | | | | | 84 | | | |

BMW

| METELLI ref | Spare Parts | | F/R | L/R | | | ABS | A | B | C | D | E | F | G | H | I | L | M | Fig | NOTE |
|--|-------------|--|-----|-----|--|--|-----|---|---|------|------|-----|---|---|---|---|------|---|-----|------|
| 19-2888 | | | R | | | | | | | 45 | 85 | | | | | | 41 | | | |
| 325 i (160 kW) Eng.N53 B30 A 9/07-6/12 | | | | | | | | | | | | | | | | | | | | |
| 19-2751 | | | F | | | | | | | | | 147 | | | | | 84 | | | |
| 19-2888 | | | R | | | | | | | 45 | 85 | | | | | | 41 | | | |
| 325 i xDrive (155 kW) Eng.N53 B30 A 9/08-6/12 | | | | | | | | | | | | | | | | | | | | |
| 19-2319 | | | F | | | | | | | 48,9 | 90,3 | | | | | | 45,1 | | | |
| 19-2888 | | | R | | | | | | | 45 | 85 | | | | | | 41 | | | |
| 325 i xDrive (160 kW) Eng.N53 B30 A 9/08-6/12 | | | | | | | | | | | | | | | | | | | | |
| 19-2319 | | | F | | | | | | | 48,9 | 90,3 | | | | | | 45,1 | | | |
| 19-2888 | | | R | | | | | | | 45 | 85 | | | | | | 41 | | | |
| 325 xi (155 kW) Eng.N53 B30 A 9/07-8/08 | | | | | | | | | | | | | | | | | | | | |
| 19-2319 | | | F | | | | | | | 48,9 | 90,3 | | | | | | 45,1 | | | |
| 19-2888 | | | R | | | | | | | 45 | 85 | | | | | | 41 | | | |
| 325 xi (160 kW) Eng.N52 B25 A 8/05-8/08 | | | | | | | | | | | | | | | | | | | | |
| 19-2319 | | | F | | | | | | | 48,9 | 90,3 | | | | | | 45,1 | | | |
| 19-2888 | | | R | | | | | | | 45 | 85 | | | | | | 41 | | | |
| 325 xi (160 kW) Eng.N53 B30 A 9/07-8/08 | | | | | | | | | | | | | | | | | | | | |
| 19-2319 | | | F | | | | | | | 48,9 | 90,3 | | | | | | 45,1 | | | |
| 19-2888 | | | R | | | | | | | 45 | 85 | | | | | | 41 | | | |
| 330 d (155 kW) Eng.M57 D30 (306D3), N57 D30 A 6/05-5/12 | | | | | | | | | | | | | | | | | | | | |
| 19-2751 | | | F | | | | | | | | | 147 | | | | | 84 | | | |
| 19-2888 | | | R | | | | | | | 45 | 85 | | | | | | 41 | | | |
| 330 d (170 kW) Eng.M57 D30 (306D3) 12/04-8/08 | | | | | | | | | | | | | | | | | | | | |
| 19-2751 | | | F | | | | | | | | | 147 | | | | | 84 | | | |
| 19-2888 | | | R | | | | | | | 45 | 85 | | | | | | 41 | | | |
| 330 d (180 kW) Eng.N57 D30 A 2/08-5/12 | | | | | | | | | | | | | | | | | | | | |
| 19-2751 | | | F | | | | | | | | | 147 | | | | | 84 | | | |
| 19-2888 | | | R | | | | | | | 45 | 85 | | | | | | 41 | | | |

| BMW | | | | | | | | | | | | | | | | | | | | |
|--|-------------|--|-----|-----|--|--|-----|---|---|------|------|-----|---|---|---|---|---|------|-----|------|
| METELLI ref | Spare Parts | | F/R | L/R | | | ABS | A | B | C | D | E | F | G | H | I | L | M | Fig | NOTE |
| 330 d xDrive (180 kW) Eng.N57 D30 A 1/09-6/12 | | | | | | | | | | | | | | | | | | | | |
| 19-2319 | | | F | | | | | | | 48,9 | 90,3 | | | | | | | 45,1 | | |
| 19-2888 | | | R | | | | | | | 45 | 85 | | | | | | | 41 | | |
| 330 i (190 kW) Eng.N52 B30 A 8/05-8/07 | | | | | | | | | | | | | | | | | | | | |
| 19-2751 | | | F | | | | | | | | | 147 | | | | | | 84 | | |
| 19-2888 | | | R | | | | | | | 45 | 85 | | | | | | | 41 | | |
| 330 i (200 kW) Eng.N53 B30 A 9/07-6/12 | | | | | | | | | | | | | | | | | | | | |
| 19-2751 | | | F | | | | | | | | | 147 | | | | | | 84 | | |
| 19-2888 | | | R | | | | | | | 45 | 85 | | | | | | | 41 | | |
| 330 i xDrive (200 kW) Eng.N53 B30 A 9/07-6/12 | | | | | | | | | | | | | | | | | | | | |
| 19-2319 | | | F | | | | | | | 48,9 | 90,3 | | | | | | | 45,1 | | |
| 19-2888 | | | R | | | | | | | 45 | 85 | | | | | | | 41 | | |
| 330 xd (170 kW) Eng.M57 D30 (306D3) 9/05-6/12 | | | | | | | | | | | | | | | | | | | | |
| 19-2319 | | | F | | | | | | | 48,9 | 90,3 | | | | | | | 45,1 | | |
| 19-2888 | | | R | | | | | | | 45 | 85 | | | | | | | 41 | | |
| 330 xi (190 kW) Eng.N52 B30 A 9/05-8/07 | | | | | | | | | | | | | | | | | | | | |
| 19-2888 | | | R | | | | | | | 45 | 85 | | | | | | | 41 | | |
| 330 xi (200 kW) Eng.N53 B30 A 9/07-6/12 | | | | | | | | | | | | | | | | | | | | |
| 19-2319 | | | F | | | | | | | 48,9 | 90,3 | | | | | | | 45,1 | | |
| 19-2888 | | | R | | | | | | | 45 | 85 | | | | | | | 41 | | |
| 335 d (210 kW) Eng.M57 D30 (306D5) 9/06-6/12 | | | | | | | | | | | | | | | | | | | | |
| 19-2751 | | | F | | | | | | | | | 147 | | | | | | 84 | | |
| 19-2888 | | | R | | | | | | | 45 | 85 | | | | | | | 41 | | |
| 335 i (225 kW) Eng.N54 B30 A, N55 B30 A 9/06-6/12 | | | | | | | | | | | | | | | | | | | | |
| 19-2751 | | | F | | | | | | | | | 147 | | | | | | 84 | | |
| 19-2888 | | | R | | | | | | | 45 | 85 | | | | | | | 41 | | |
| 335 i (240 kW) Eng.N54 B30 A, N55 B30 A 9/06-6/12 | | | | | | | | | | | | | | | | | | | | |
| 19-2751 | | | F | | | | | | | | | 147 | | | | | | 84 | | |
| 19-2888 | | | R | | | | | | | 45 | 85 | | | | | | | 41 | | |

BMW

| METELLI ref | Spare Parts | | F/R | L/R | | | ABS | A | B | C | D | E | F | G | H | I | L | M | Fig | NOTE |
|---|-------------|--|-----|-----|--|--|-----|---|---|------|------|-------|---|---|---|---|---|------|-----|------|
| 335 i xDrive (225 kW) Eng.N54 B30 A, N55 B30 A 9/08-6/12 | | | | | | | | | | | | | | | | | | | | |
| 19-2319 | | | F | | | | | | | 48,9 | 90,3 | | | | | | | 45,1 | | |
| 19-2888 | | | R | | | | | | | 45 | 85 | | | | | | | 41 | | |
| 335 i xDrive (240 kW) Eng.N54 B30 A, N55 B30 A 9/08-6/12 | | | | | | | | | | | | | | | | | | | | |
| 19-2319 | | | F | | | | | | | 48,9 | 90,3 | | | | | | | 45,1 | | |
| 19-2888 | | | R | | | | | | | 45 | 85 | | | | | | | 41 | | |
| 335 xi (225 kW) Eng.N54 B30 A, N55 B30 A 3/07-8/08 | | | | | | | | | | | | | | | | | | | | |
| 19-2319 | | | F | | | | | | | 48,9 | 90,3 | | | | | | | 45,1 | | |
| 19-2888 | | | R | | | | | | | 45 | 85 | | | | | | | 41 | | |
| 335 xi (240 kW) Eng.N54 B30 A 3/07-8/08 | | | | | | | | | | | | | | | | | | | | |
| 19-2888 | | | R | | | | | | | 45 | 85 | | | | | | | 41 | | |
| 3 VI (F30, F80) 3/11-1/70 | | | | | | | | | | | | | | | | | | | | |
| 316 d (85 kW) Eng.B47 D20 A, N47 D20 C 3/12-10/18 | | | | | | | | | | | | | | | | | | | | |
| 19-8149 | | | F | | | | | | | | | 146,9 | | | | | | 88 | | |
| 316 i (100 kW) Eng.N13 B16 A 7/12-8/16 | | | | | | | | | | | | | | | | | | | | |
| 19-8149 | | | F | | | | | | | | | 146,9 | | | | | | 88 | | |
| 318 d (100 kW) Eng.B47 D20 A, N47 D20 C 3/12-10/18 | | | | | | | | | | | | | | | | | | | | |
| 19-8149 | | | F | | | | | | | | | 146,9 | | | | | | 88 | | |
| 318 d (105 kW) Eng.N47 D20 C 3/12-6/15 | | | | | | | | | | | | | | | | | | | | |
| 19-8149 | | | F | | | | | | | | | 146,9 | | | | | | 88 | | |
| 318 d (110 kW) Eng.B47 D20 A 7/15-10/18 | | | | | | | | | | | | | | | | | | | | |
| 19-8149 | | | F | | | | | | | | | 146,9 | | | | | | 88 | | |
| 318 d xDrive (105 kW) Eng.N47 D20 C 7/13-6/15 | | | | | | | | | | | | | | | | | | | | |
| 19-8177 | | | R | | | | | | | 45 | 84 | | | | | | | 41 | | |
| 318 d xDrive (110 kW) Eng.B47 D20 A 7/15-2/18 | | | | | | | | | | | | | | | | | | | | |
| 19-8177 | | | R | | | | | | | 45 | 84 | | | | | | | 41 | | |
| 318 i (100 kW) Eng.B38 B15 A 7/15-10/18 | | | | | | | | | | | | | | | | | | | | |
| 19-8149 | | | F | | | | | | | | | 146,9 | | | | | | 88 | | |

BMW

| METELLI ref | Spare Parts | | F/R | L/R | | | ABS | A | B | C | D | E | F | G | H | I | L | M | Fig | NOTE |
|---|-------------|--|-----|-----|--|--|-----|---|---|----|----|-------|---|---|---|---|----|---|-----|------|
| 325 d (160 kW) Eng.N47 D20 D 3/13-2/16 | | | | | | | | | | | | | | | | | | | | |
| 19-8149 | | | F | | | | | | | | | 146,9 | | | | | 88 | | | |
| 19-8177 | | | R | | | | | | | 45 | 84 | | | | | | 41 | | | |
| 325 d (165 kW) Eng.B47 D20 B 3/16-2/18 | | | | | | | | | | | | | | | | | | | | |
| 19-8149 | | | F | | | | | | | | | 146,9 | | | | | 88 | | | |
| 19-8177 | | | R | | | | | | | 45 | 84 | | | | | | 41 | | | |
| 328 i (180 kW) Eng.N20 B20 A, N20 B20 C (01.13-07.15), N26 B20 A (03. 11/11-10/18) | | | | | | | | | | | | | | | | | | | | |
| 19-8149 | | | F | | | | | | | | | 146,9 | | | | | 88 | | | |
| 19-8177 | | | R | | | | | | | 45 | 84 | | | | | | 41 | | | |
| 328 i xDrive (180 kW) Eng.N20 B20 A, N26 B20 A 7/12-8/16 | | | | | | | | | | | | | | | | | | | | |
| 19-8177 | | | R | | | | | | | 45 | 84 | | | | | | 41 | | | |
| 328i (160 kW) Eng.N20 B20 A 11/11-6/15 | | | | | | | | | | | | | | | | | | | | |
| 19-8149 | | | F | | | | | | | | | 146,9 | | | | | 88 | | | |
| 19-8177 | | | R | | | | | | | 45 | 84 | | | | | | 41 | | | |
| 330 d (190 kW) Eng.N57 D30 A 7/12-10/18 | | | | | | | | | | | | | | | | | | | | |
| 19-8149 | | | F | | | | | | | | | 146,9 | | | | | 88 | | | |
| 19-8177 | | | R | | | | | | | 45 | 84 | | | | | | 41 | | | |
| 330 d (210 kW) Eng.N57 D30 A 7/12-10/18 | | | | | | | | | | | | | | | | | | | | |
| 19-8149 | | | F | | | | | | | | | 146,9 | | | | | 88 | | | |
| 19-8177 | | | R | | | | | | | 45 | 84 | | | | | | 41 | | | |
| 330 d xDrive (190 kW) Eng.N57 D30 A 3/13-10/18 | | | | | | | | | | | | | | | | | | | | |
| 19-8177 | | | R | | | | | | | 45 | 84 | | | | | | 41 | | | |
| 330 d xDrive (210 kW) Eng.N57 D30 A 3/13-10/18 | | | | | | | | | | | | | | | | | | | | |
| 19-8177 | | | R | | | | | | | 45 | 84 | | | | | | 41 | | | |
| 330 e (135 kW) Eng.B48 B20 A 11/15-10/18 | | | | | | | | | | | | | | | | | | | | |
| 19-8149 | | | F | | | | | | | | | 146,9 | | | | | 88 | | | |
| 19-8177 | | | R | | | | | | | 45 | 84 | | | | | | 41 | | | |
| 330 e (185 kW) Eng.B48 B20 A 11/15-10/18 | | | | | | | | | | | | | | | | | | | | |
| 19-8149 | | | F | | | | | | | | | 146,9 | | | | | 88 | | | |

BMW

| METELLI ref | Spare Parts | | F/R | L/R | | ABS | A | B | C | D | E | F | G | H | I | L | M | Fig | NOTE |
|--|-------------|--|-----|-----|--|-----|---|---|----|----|-------|---|---|---|---|----|---|-----|------|
| 19-8177 | | | R | | | | | | 45 | 84 | | | | | | 41 | | | |
| 330 i (185 kW) Eng.B46 B20 B (07.16-), B48 B20 B 7/15-10/18 | | | | | | | | | | | | | | | | | | | |
| 19-8149 | | | F | | | | | | | | 146,9 | | | | | 88 | | | |
| 19-8177 | | | R | | | | | | 45 | 84 | | | | | | 41 | | | |
| 330 i xDrive (185 kW) Eng.B46 B20 B (07.16-), B48 B20 A, B48 B20 B 7/15-10/18 | | | | | | | | | | | | | | | | | | | |
| 19-8177 | | | R | | | | | | 45 | 84 | | | | | | 41 | | | |
| 335 d xDrive (230 kW) Eng.N57 D30 B 7/13-10/18 | | | | | | | | | | | | | | | | | | | |
| 19-8177 | | | R | | | | | | 45 | 84 | | | | | | 41 | | | |
| 335 i (225 kW) Eng.N55 B30 A 11/11-7/15 | | | | | | | | | | | | | | | | | | | |
| 19-8149 | | | F | | | | | | | | 146,9 | | | | | 88 | | | |
| 19-8177 | | | R | | | | | | 45 | 84 | | | | | | 41 | | | |
| 335 i (240 kW) Eng.N55 B30 A 11/11-6/13 | | | | | | | | | | | | | | | | | | | |
| 19-8149 | | | F | | | | | | | | 146,9 | | | | | 88 | | | |
| 19-8177 | | | R | | | | | | 45 | 84 | | | | | | 41 | | | |
| 335 i (250 kW) Eng.N55 B30 A 7/13-7/15 | | | | | | | | | | | | | | | | | | | |
| 19-8149 | | | F | | | | | | | | 146,9 | | | | | 88 | | | |
| 19-8177 | | | R | | | | | | 45 | 84 | | | | | | 41 | | | |
| 335 i xDrive (225 kW) Eng.N55 B30 A 7/12-7/15 | | | | | | | | | | | | | | | | | | | |
| 19-8177 | | | R | | | | | | 45 | 84 | | | | | | 41 | | | |
| 335 i xDrive (240 kW) Eng.N55 B30 A 7/12-6/13 | | | | | | | | | | | | | | | | | | | |
| 19-8177 | | | R | | | | | | 45 | 84 | | | | | | 41 | | | |
| 335 i xDrive (250 kW) Eng.N55 B30 A 7/13-7/15 | | | | | | | | | | | | | | | | | | | |
| 19-8177 | | | R | | | | | | 45 | 84 | | | | | | 41 | | | |
| 340 i (240 kW) Eng.B58 B30 A 7/15-10/18 | | | | | | | | | | | | | | | | | | | |
| 19-8149 | | | F | | | | | | | | 146,9 | | | | | 88 | | | |
| 19-8177 | | | R | | | | | | 45 | 84 | | | | | | 41 | | | |
| 340 i (265 kW) Eng.B58 B30 A 7/15-10/18 | | | | | | | | | | | | | | | | | | | |
| 19-8149 | | | F | | | | | | | | 146,9 | | | | | 88 | | | |
| 19-8177 | | | R | | | | | | 45 | 84 | | | | | | 41 | | | |

BMW

| METELLI ref | Spare Parts | | F/R | L/R | | | ABS | A | B | C | D | E | F | G | H | I | L | M | Fig | NOTE |
|---|-------------|--|-----|-----|--|--|-----|---|---|----|----|-------|---|---|---|---|---|---|-----|------|
| 340 i xDrive (240 kW) Eng.B58 B30 A 7/15-10/18 | | | | | | | | | | | | | | | | | | | | |
| 19-8177 | | | R | | | | | | | 45 | 84 | | | | | | | | 41 | |
| 340 i xDrive (265 kW) Eng.B58 B30 A 7/15-10/18 | | | | | | | | | | | | | | | | | | | | |
| 19-8177 | | | R | | | | | | | 45 | 84 | | | | | | | | 41 | |
| ActiveHybrid (225 kW) Eng.N55 B30 A 7/12-6/15 | | | | | | | | | | | | | | | | | | | | |
| 19-8149 | | | F | | | | | | | | | 146,9 | | | | | | | 88 | |
| 19-8177 | | | R | | | | | | | 45 | 84 | | | | | | | | 41 | |
| ActiveHybrid (250 kW) Eng.N55 B30 A 7/12-6/15 | | | | | | | | | | | | | | | | | | | | |
| 19-8149 | | | F | | | | | | | | | 146,9 | | | | | | | 88 | |
| 19-8177 | | | R | | | | | | | 45 | 84 | | | | | | | | 41 | |
| 3 VI Gran Turismo (F34) 7/12-1/70 | | | | | | | | | | | | | | | | | | | | |
| 318 d (100 kW) Eng.B47 D20 A (07.15-), N47 D20 C (-.06.15) 3/13-6/15 | | | | | | | | | | | | | | | | | | | | |
| 19-8149 | | | F | | | | | | | | | 146,9 | | | | | | | 88 | |
| 19-8177 | | | R | | | | | | | 45 | 84 | | | | | | | | 41 | |
| 318 d (105 kW) Eng.N47 D20 C 3/13-6/15 | | | | | | | | | | | | | | | | | | | | |
| 19-8149 | | | F | | | | | | | | | 146,9 | | | | | | | 88 | |
| 19-8177 | | | R | | | | | | | 45 | 84 | | | | | | | | 41 | |
| 318 d (110 kW) Eng.B47 D20 A 7/15-1/70 | | | | | | | | | | | | | | | | | | | | |
| 19-8149 | | | F | | | | | | | | | 146,9 | | | | | | | 88 | |
| 19-8177 | | | R | | | | | | | 45 | 84 | | | | | | | | 41 | |
| 320 d (120 kW) Eng.B47 D20 A (07.15-), N47 D20 C (-.06.15) 3/13-6/15 | | | | | | | | | | | | | | | | | | | | |
| 19-8149 | | | F | | | | | | | | | 146,9 | | | | | | | 88 | |
| 19-8177 | | | R | | | | | | | 45 | 84 | | | | | | | | 41 | |
| 320 d (135 kW) Eng.N47 D20 C 3/13-6/15 | | | | | | | | | | | | | | | | | | | | |
| 19-8149 | | | F | | | | | | | | | 146,9 | | | | | | | 88 | |
| 19-8177 | | | R | | | | | | | 45 | 84 | | | | | | | | 41 | |
| 320 d (140 kW) Eng.B47 D20 A 7/15-1/70 | | | | | | | | | | | | | | | | | | | | |
| 19-8149 | | | F | | | | | | | | | 146,9 | | | | | | | 88 | |

| BMW | | | | | | | | | | | | | | | | | | | |
|---|-------------|--|-----|-----|--|-----|---|---|----|----|-------|---|---|---|---|----|---|-----|------|
| METELLI ref | Spare Parts | | F/R | L/R | | ABS | A | B | C | D | E | F | G | H | I | L | M | Fig | NOTE |
| 19-8177 | | | R | | | | | | 45 | 84 | | | | | | 41 | | | |
| 320 d (147 kW) Eng.N47 D20 C 3/13-6/15 | | | | | | | | | | | | | | | | | | | |
| 19-8149 | | | F | | | | | | | | 146,9 | | | | | 88 | | | |
| 19-8177 | | | R | | | | | | 45 | 84 | | | | | | 41 | | | |
| 320 d xDrive (120 kW) Eng.B47 D20 A (07.15-), N47 D20 C (-06.15) 7/13-6/15 | | | | | | | | | | | | | | | | | | | |
| 19-8177 | | | R | | | | | | 45 | 84 | | | | | | 41 | | | |
| 320 d xDrive (135 kW) Eng.N47 D20 C 7/13-6/15 | | | | | | | | | | | | | | | | | | | |
| 19-8177 | | | R | | | | | | 45 | 84 | | | | | | 41 | | | |
| 320 d xDrive (140 kW) Eng.B47 D20 A 7/15-1/70 | | | | | | | | | | | | | | | | | | | |
| 19-8177 | | | R | | | | | | 45 | 84 | | | | | | 41 | | | |
| 320 d xDrive (147 kW) Eng.N47 D20 C 7/13-6/15 | | | | | | | | | | | | | | | | | | | |
| 19-8177 | | | R | | | | | | 45 | 84 | | | | | | 41 | | | |
| 320 i (120 kW) Eng.B48 B20 A 7/16-1/70 | | | | | | | | | | | | | | | | | | | |
| 19-8149 | | | F | | | | | | | | 146,9 | | | | | 88 | | | |
| 19-8177 | | | R | | | | | | 45 | 84 | | | | | | 41 | | | |
| 320 i (120 kW) Eng.N20 B20 A, N20 B20 B 3/13-6/16 | | | | | | | | | | | | | | | | | | | |
| 19-8149 | | | F | | | | | | | | 146,9 | | | | | 88 | | | |
| 19-8177 | | | R | | | | | | 45 | 84 | | | | | | 41 | | | |
| 320 i (135 kW) Eng.B48 B20 A 7/16-1/70 | | | | | | | | | | | | | | | | | | | |
| 19-8149 | | | F | | | | | | | | 146,9 | | | | | 88 | | | |
| 19-8177 | | | R | | | | | | 45 | 84 | | | | | | 41 | | | |
| 320 i (135 kW) Eng.N20 B20 A, N20 B20 B 3/13-6/16 | | | | | | | | | | | | | | | | | | | |
| 19-8149 | | | F | | | | | | | | 146,9 | | | | | 88 | | | |
| 19-8177 | | | R | | | | | | 45 | 84 | | | | | | 41 | | | |
| 320 i xDrive (120 kW) Eng.B48 B20 A 7/16-1/70 | | | | | | | | | | | | | | | | | | | |
| 19-8177 | | | R | | | | | | 45 | 84 | | | | | | 41 | | | |
| 320 i xDrive (120 kW) Eng.N20 B20 A, N20 B20 B 7/13-6/16 | | | | | | | | | | | | | | | | | | | |
| 19-8177 | | | R | | | | | | 45 | 84 | | | | | | 41 | | | |

BMW

| METELLI ref | Spare Parts | | F/R | L/R | | | ABS | A | B | C | D | E | F | G | H | I | L | M | Fig | NOTE |
|---|-------------|--|-----|-----|--|--|-----|---|---|----|----|-------|---|---|---|---|---|---|-----|------|
| 320 i xDrive (135 kW) Eng.B48 B20 A 7/16-1/70 | | | | | | | | | | | | | | | | | | | | |
| 19-8177 | | | R | | | | | | | 45 | 84 | | | | | | | | 41 | |
| 320 i xDrive (135 kW) Eng.N20 B20 A, N20 B20 B 11/12-6/16 | | | | | | | | | | | | | | | | | | | | |
| 19-8177 | | | R | | | | | | | 45 | 84 | | | | | | | | 41 | |
| 325 d (155 kW) Eng.N47 D20 D 7/13-6/16 | | | | | | | | | | | | | | | | | | | | |
| 19-8149 | | | F | | | | | | | | | 146,9 | | | | | | | 88 | |
| 19-8177 | | | R | | | | | | | 45 | 84 | | | | | | | | 41 | |
| 325 d (160 kW) Eng.N47 D20 D 7/13-6/16 | | | | | | | | | | | | | | | | | | | | |
| 19-8149 | | | F | | | | | | | | | 146,9 | | | | | | | 88 | |
| 19-8177 | | | R | | | | | | | 45 | 84 | | | | | | | | 41 | |
| 325 d (165 kW) Eng.B47 D20 B 7/16-2/18 | | | | | | | | | | | | | | | | | | | | |
| 19-8149 | | | F | | | | | | | | | 146,9 | | | | | | | 88 | |
| 19-8177 | | | R | | | | | | | 45 | 84 | | | | | | | | 41 | |
| 328 i (180 kW) Eng.N20 B20 A, N26 B20 A (07.14-06.15) 3/13-6/16 | | | | | | | | | | | | | | | | | | | | |
| 19-8149 | | | F | | | | | | | | | 146,9 | | | | | | | 88 | |
| 19-8177 | | | R | | | | | | | 45 | 84 | | | | | | | | 41 | |
| 328 i xDrive (180 kW) Eng.N20 B20 A, N26 B20 A (07.14-.) 7/13-6/16 | | | | | | | | | | | | | | | | | | | | |
| 19-8177 | | | R | | | | | | | 45 | 84 | | | | | | | | 41 | |
| 330 d (190 kW) Eng.N57 D30 A 3/14-1/70 | | | | | | | | | | | | | | | | | | | | |
| 19-8149 | | | F | | | | | | | | | 146,9 | | | | | | | 88 | |
| 19-8177 | | | R | | | | | | | 45 | 84 | | | | | | | | 41 | |
| 330 d (210 kW) Eng.N57 D30 A 3/14-1/70 | | | | | | | | | | | | | | | | | | | | |
| 19-8149 | | | F | | | | | | | | | 146,9 | | | | | | | 88 | |
| 19-8177 | | | R | | | | | | | 45 | 84 | | | | | | | | 41 | |
| 330 d xDrive (190 kW) Eng.N57 D30 A 3/14-1/70 | | | | | | | | | | | | | | | | | | | | |
| 19-8177 | | | R | | | | | | | 45 | 84 | | | | | | | | 41 | |
| 330 d xDrive (210 kW) Eng.N57 D30 A 3/14-1/70 | | | | | | | | | | | | | | | | | | | | |
| 19-8177 | | | R | | | | | | | 45 | 84 | | | | | | | | 41 | |

BMW

| METELLI ref | Spare Parts | | F/R | L/R | | | ABS | A | B | C | D | E | F | G | H | I | L | M | Fig | NOTE |
|---|-------------|--|-----|-----|--|--|-----|---|---|----|----|---|-------|---|---|---|---|---|-----|------|
| 340 i xDrive (240 kW) Eng.B58 B30 A 7/16-1/70 | | | | | | | | | | | | | | | | | | | | |
| 19-8177 | | | R | | | | | | | 45 | 84 | | | | | | | | 41 | |
| 340 i xDrive (265 kW) Eng.B58 B30 A 7/16-1/70 | | | | | | | | | | | | | | | | | | | | |
| 19-8177 | | | R | | | | | | | 45 | 84 | | | | | | | | 41 | |
| 3 VI Touring (F31) 7/11-1/70 | | | | | | | | | | | | | | | | | | | | |
| 316 d (85 kW) Eng.B47 D20 A, N47 D20 C 11/12-6/19 | | | | | | | | | | | | | | | | | | | | |
| 19-8149 | | | F | | | | | | | | | | 146,9 | | | | | | 88 | |
| 19-8177 | | | R | | | | | | | 45 | 84 | | | | | | | | 41 | |
| 316 i (100 kW) Eng.N13 B16 A 3/13-6/15 | | | | | | | | | | | | | | | | | | | | |
| 19-8149 | | | F | | | | | | | | | | 146,9 | | | | | | 88 | |
| 19-8177 | | | R | | | | | | | 45 | 84 | | | | | | | | 41 | |
| 318 d (100 kW) Eng.B47 D20 A, N47 D20 C 11/12-6/19 | | | | | | | | | | | | | | | | | | | | |
| 19-8149 | | | F | | | | | | | | | | 146,9 | | | | | | 88 | |
| 19-8177 | | | R | | | | | | | 45 | 84 | | | | | | | | 41 | |
| 318 d (105 kW) Eng.N47 D20 C 11/12-6/15 | | | | | | | | | | | | | | | | | | | | |
| 19-8149 | | | F | | | | | | | | | | 146,9 | | | | | | 88 | |
| 19-8177 | | | R | | | | | | | 45 | 84 | | | | | | | | 41 | |
| 318 d (110 kW) Eng.B47 D20 A 7/15-6/19 | | | | | | | | | | | | | | | | | | | | |
| 19-8149 | | | F | | | | | | | | | | 146,9 | | | | | | 88 | |
| 19-8177 | | | R | | | | | | | 45 | 84 | | | | | | | | 41 | |
| 318 d xDrive (105 kW) Eng.N47 D20 C 7/13-6/15 | | | | | | | | | | | | | | | | | | | | |
| 19-8177 | | | R | | | | | | | 45 | 84 | | | | | | | | 41 | |
| 318 d xDrive (110 kW) Eng.B47 D20 A 7/15-2/18 | | | | | | | | | | | | | | | | | | | | |
| 19-8177 | | | R | | | | | | | 45 | 84 | | | | | | | | 41 | |
| 318 i (100 kW) Eng.B38 B15 A 7/15-6/19 | | | | | | | | | | | | | | | | | | | | |
| 19-8149 | | | F | | | | | | | | | | 146,9 | | | | | | 88 | |
| 19-8177 | | | R | | | | | | | 45 | 84 | | | | | | | | 41 | |

BMW

| METELLI ref | Spare Parts | | F/R | L/R | | | ABS | A | B | C | D | E | F | G | H | I | L | M | Fig | NOTE |
|---|-------------|--|-----|-----|--|--|-----|---|---|----|----|-------|---|---|---|---|---|---|-----|------|
| 320 i xDrive (120 kW) Eng.N20 B20 B 3/13-6/15 | | | | | | | | | | | | | | | | | | | | |
| 19-8177 | | | R | | | | | | | 45 | 84 | | | | | | | | 41 | |
| 320 i xDrive (135 kW) Eng.B48 B20 A 7/15-6/19 | | | | | | | | | | | | | | | | | | | | |
| 19-8177 | | | R | | | | | | | 45 | 84 | | | | | | | | 41 | |
| 320 i xDrive (135 kW) Eng.N20 B20 B 3/13-6/15 | | | | | | | | | | | | | | | | | | | | |
| 19-8177 | | | R | | | | | | | 45 | 84 | | | | | | | | 41 | |
| 325 d (155 kW) Eng.N47 D20 D 3/13-2/16 | | | | | | | | | | | | | | | | | | | | |
| 19-8149 | | | F | | | | | | | | | 146,9 | | | | | | | 88 | |
| 19-8177 | | | R | | | | | | | 45 | 84 | | | | | | | | 41 | |
| 325 d (160 kW) Eng.N47 D20 D 3/13-2/16 | | | | | | | | | | | | | | | | | | | | |
| 19-8149 | | | F | | | | | | | | | 146,9 | | | | | | | 88 | |
| 19-8177 | | | R | | | | | | | 45 | 84 | | | | | | | | 41 | |
| 325 d (165 kW) Eng.B47 D20 B 3/16-2/18 | | | | | | | | | | | | | | | | | | | | |
| 19-8149 | | | F | | | | | | | | | 146,9 | | | | | | | 88 | |
| 19-8177 | | | R | | | | | | | 45 | 84 | | | | | | | | 41 | |
| 328 i (180 kW) Eng.N20 B20 A, N26 B20 A 7/12-6/15 | | | | | | | | | | | | | | | | | | | | |
| 19-8149 | | | F | | | | | | | | | 146,9 | | | | | | | 88 | |
| 19-8177 | | | R | | | | | | | 45 | 84 | | | | | | | | 41 | |
| 328 i xDrive (180 kW) Eng.N20 B20 A, N26 B20 A 3/13-6/16 | | | | | | | | | | | | | | | | | | | | |
| 19-8177 | | | R | | | | | | | 45 | 84 | | | | | | | | 41 | |
| 330 d (190 kW) Eng.N57 D30 A 7/12-6/19 | | | | | | | | | | | | | | | | | | | | |
| 19-8149 | | | F | | | | | | | | | 146,9 | | | | | | | 88 | |
| 19-8177 | | | R | | | | | | | 45 | 84 | | | | | | | | 41 | |
| 330 d (210 kW) Eng.N57 D30 A 7/12-6/19 | | | | | | | | | | | | | | | | | | | | |
| 19-8149 | | | F | | | | | | | | | 146,9 | | | | | | | 88 | |
| 19-8177 | | | R | | | | | | | 45 | 84 | | | | | | | | 41 | |
| 330 d xDrive (190 kW) Eng.N57 D30 A 3/13-6/19 | | | | | | | | | | | | | | | | | | | | |
| 19-8177 | | | R | | | | | | | 45 | 84 | | | | | | | | 41 | |

BMW

| METELLI ref | Spare Parts | | F/R | L/R | | | ABS | A | B | C | D | E | F | G | H | I | L | M | Fig | NOTE |
|---|-------------|--|-----|-----|--|--|-----|---|---|----|----|-------|---|---|---|---|----|---|-----|------|
| 19-8177 | | | R | | | | | | | 45 | 84 | | | | | | 41 | | | |
| 340 i xDrive (240 kW) Eng.B58 B30 A 7/15-6/19 | | | | | | | | | | | | | | | | | | | | |
| 19-8177 | | | R | | | | | | | 45 | 84 | | | | | | 41 | | | |
| 340 i xDrive (265 kW) Eng.B58 B30 A 7/15-6/19 | | | | | | | | | | | | | | | | | | | | |
| 19-8177 | | | R | | | | | | | 45 | 84 | | | | | | 41 | | | |
| 4 I Cabrio (F33, F83) 10/13-1/70 | | | | | | | | | | | | | | | | | | | | |
| 420 d (120 kW) Eng.B47 D20 A (07.15-), N47 D20 C (-06.15) 11/13-1/70 | | | | | | | | | | | | | | | | | | | | |
| 19-8149 | | | F | | | | | | | | | 146,9 | | | | | 88 | | | |
| 19-8177 | | | R | | | | | | | 45 | 84 | | | | | | 41 | | | |
| 420 d (135 kW) Eng.N47 D20 C 10/13-6/15 | | | | | | | | | | | | | | | | | | | | |
| 19-8149 | | | F | | | | | | | | | 146,9 | | | | | 88 | | | |
| 19-8177 | | | R | | | | | | | 45 | 84 | | | | | | 41 | | | |
| 420 d (140 kW) Eng.B47 D20 A 7/15-1/70 | | | | | | | | | | | | | | | | | | | | |
| 19-8149 | | | F | | | | | | | | | 146,9 | | | | | 88 | | | |
| 19-8177 | | | R | | | | | | | 45 | 84 | | | | | | 41 | | | |
| 420 d (147 kW) Eng.N47 D20 C 10/13-6/15 | | | | | | | | | | | | | | | | | | | | |
| 19-8149 | | | F | | | | | | | | | 146,9 | | | | | 88 | | | |
| 19-8177 | | | R | | | | | | | 45 | 84 | | | | | | 41 | | | |
| 420 i (120 kW) Eng.B48 B20 A 3/16-1/70 | | | | | | | | | | | | | | | | | | | | |
| 19-8149 | | | F | | | | | | | | | 146,9 | | | | | 88 | | | |
| 19-8177 | | | R | | | | | | | 45 | 84 | | | | | | 41 | | | |
| 420 i (120 kW) Eng.N20 B20 B 7/14-2/16 | | | | | | | | | | | | | | | | | | | | |
| 19-8149 | | | F | | | | | | | | | 146,9 | | | | | 88 | | | |
| 19-8177 | | | R | | | | | | | 45 | 84 | | | | | | 41 | | | |
| 420 i (135 kW) Eng.B48 B20 A 3/16-1/70 | | | | | | | | | | | | | | | | | | | | |
| 19-8149 | | | F | | | | | | | | | 146,9 | | | | | 88 | | | |
| 19-8177 | | | R | | | | | | | 45 | 84 | | | | | | 41 | | | |

BMW

| METELLI ref | Spare Parts | | F/R | L/R | | | ABS | A | B | C | D | E | F | G | H | I | L | M | Fig | NOTE |
|---|-------------|--|-----|-----|--|--|-----|---|---|----|----|-------|---|---|---|---|---|---|-----|------|
| 430 i xDrive (185 kW) Eng.B46 B20 B (07.16-), B48 B20 B (03.16-) 3/16-1/70 | | | | | | | | | | | | | | | | | | | | |
| 19-8177 | | | R | | | | | | | 45 | 84 | | | | | | | | 41 | |
| 435 d xDrive (230 kW) Eng.N57 D30 B 7/14-1/70 | | | | | | | | | | | | | | | | | | | | |
| 19-8177 | | | R | | | | | | | 45 | 84 | | | | | | | | 41 | |
| 435 i (225 kW) Eng.N55 B30 A 11/13-2/16 | | | | | | | | | | | | | | | | | | | | |
| 19-8149 | | | F | | | | | | | | | 146,9 | | | | | | | 88 | |
| 19-8177 | | | R | | | | | | | 45 | 84 | | | | | | | | 41 | |
| 435 i (250 kW) Eng.N55 B30 A 11/13-2/16 | | | | | | | | | | | | | | | | | | | | |
| 19-8149 | | | F | | | | | | | | | 146,9 | | | | | | | 88 | |
| 19-8177 | | | R | | | | | | | 45 | 84 | | | | | | | | 41 | |
| 435 i xDrive (225 kW) Eng.N55 B30 A 7/14-2/16 | | | | | | | | | | | | | | | | | | | | |
| 19-8177 | | | R | | | | | | | 45 | 84 | | | | | | | | 41 | |
| 435 i xDrive (250 kW) Eng.N55 B30 A 7/14-2/16 | | | | | | | | | | | | | | | | | | | | |
| 19-8177 | | | R | | | | | | | 45 | 84 | | | | | | | | 41 | |
| 440 i (240 kW) Eng.B58 B30 A 3/16-1/70 | | | | | | | | | | | | | | | | | | | | |
| 19-8177 | | | R | | | | | | | 45 | 84 | | | | | | | | 41 | |
| 440 i (265 kW) Eng.B58 B30 A 3/16-1/70 | | | | | | | | | | | | | | | | | | | | |
| 19-8149 | | | F | | | | | | | | | 146,9 | | | | | | | 88 | |
| 19-8177 | | | R | | | | | | | 45 | 84 | | | | | | | | 41 | |
| 440 i xDrive (240 kW) Eng.B58 B30 A 3/16-1/70 | | | | | | | | | | | | | | | | | | | | |
| 19-8177 | | | R | | | | | | | 45 | 84 | | | | | | | | 41 | |
| 440 i xDrive (265 kW) Eng.B58 B30 A 3/16-1/70 | | | | | | | | | | | | | | | | | | | | |
| 19-8177 | | | R | | | | | | | 45 | 84 | | | | | | | | 41 | |
| 4 I Coupe (F32, F82) 7/13-1/70 | | | | | | | | | | | | | | | | | | | | |
| 418 d (100 kW) Eng.B47 D20 A 3/15-10/17 | | | | | | | | | | | | | | | | | | | | |
| 19-8149 | | | F | | | | | | | | | 146,9 | | | | | | | 88 | |
| 418 d (110 kW) Eng.B47 D20 A 3/15-10/17 | | | | | | | | | | | | | | | | | | | | |
| 19-8149 | | | F | | | | | | | | | 146,9 | | | | | | | 88 | |

BMW

| METELLI ref | Spare Parts | | F/R | L/R | | | ABS | A | B | C | D | E | F | G | H | I | L | M | Fig | NOTE |
|---|-------------|--|-----|-----|--|--|-----|---|---|----|----|-------|---|---|---|---|---|---|-----|------|
| 420 i xDrive (120 kW) Eng.N20 B20 A, N20 B20 B 11/13-2/16 | | | | | | | | | | | | | | | | | | | | |
| 19-8177 | | | R | | | | | | | 45 | 84 | | | | | | | | 41 | |
| 420 i xDrive (135 kW) Eng.B48 B20 A 3/16-1/70 | | | | | | | | | | | | | | | | | | | | |
| 19-8177 | | | R | | | | | | | 45 | 84 | | | | | | | | 41 | |
| 420 i xDrive (135 kW) Eng.N20 B20 A, N20 B20 B 11/13-2/16 | | | | | | | | | | | | | | | | | | | | |
| 19-8177 | | | R | | | | | | | 45 | 84 | | | | | | | | 41 | |
| 425 d (155 kW) Eng.N47 D20 D 3/14-2/16 | | | | | | | | | | | | | | | | | | | | |
| 19-8149 | | | F | | | | | | | | | 146,9 | | | | | | | 88 | |
| 425 d (160 kW) Eng.N47 D20 D 3/14-2/16 | | | | | | | | | | | | | | | | | | | | |
| 19-8149 | | | F | | | | | | | | | 146,9 | | | | | | | 88 | |
| 19-8177 | | | R | | | | | | | 45 | 84 | | | | | | | | 41 | |
| 425 d (165 kW) Eng.B47 D20 B 3/16-10/17 | | | | | | | | | | | | | | | | | | | | |
| 19-8149 | | | F | | | | | | | | | 146,9 | | | | | | | 88 | |
| 425 i (135 kW) Eng.B48 B20 A 6/17-1/70 | | | | | | | | | | | | | | | | | | | | |
| 19-8149 | | | F | | | | | | | | | 146,9 | | | | | | | 88 | |
| 428 i (180 kW) Eng.N20 B20 A (-.06.16), N26 B20 A 7/13-2/17 | | | | | | | | | | | | | | | | | | | | |
| 19-8149 | | | F | | | | | | | | | 146,9 | | | | | | | 88 | |
| 19-8177 | | | R | | | | | | | 45 | 84 | | | | | | | | 41 | |
| 428 i xDrive (180 kW) Eng.N20 B20 A (-.02.16), N26 B20 A 7/13-2/16 | | | | | | | | | | | | | | | | | | | | |
| 19-8177 | | | R | | | | | | | 45 | 84 | | | | | | | | 41 | |
| 430 d (190 kW) Eng.N57 D30 A 11/13-1/70 | | | | | | | | | | | | | | | | | | | | |
| 19-8149 | | | F | | | | | | | | | 146,9 | | | | | | | 88 | |
| 19-8177 | | | R | | | | | | | 45 | 84 | | | | | | | | 41 | |
| 430 d (210 kW) Eng.N57 D30 A 11/13-1/70 | | | | | | | | | | | | | | | | | | | | |
| 19-8149 | | | F | | | | | | | | | 146,9 | | | | | | | 88 | |
| 19-8177 | | | R | | | | | | | 45 | 84 | | | | | | | | 41 | |
| 430 d xDrive (190 kW) Eng.N57 D30 A 3/14-1/70 | | | | | | | | | | | | | | | | | | | | |
| 19-8177 | | | R | | | | | | | 45 | 84 | | | | | | | | 41 | |

BMW

| METELLI ref | Spare Parts | | F/R | L/R | | | ABS | A | B | C | D | E | F | G | H | I | L | M | Fig | NOTE |
|---|-------------|--|-----|-----|--|--|-----|---|---|----|----|-------|---|---|---|---|---|---|-----|------|
| 440 i xDrive (265 kW) Eng.B58 B30 A 3/16-1/70 | | | | | | | | | | | | | | | | | | | | |
| 19-8177 | | | R | | | | | | | 45 | 84 | | | | | | | | 41 | |
| 4 I Gran Coupe (F36) 3/14-1/70 | | | | | | | | | | | | | | | | | | | | |
| 418 d (100 kW) Eng.B47 D20 A (07.15-), N47 D20 C (-06.15) 3/14-12/20 | | | | | | | | | | | | | | | | | | | | |
| 19-8149 | | | F | | | | | | | | | 146,9 | | | | | | | 88 | |
| 19-8177 | | | R | | | | | | | 45 | 84 | | | | | | | | 41 | |
| 418 d (105 kW) Eng.N47 D20 C 3/14-6/15 | | | | | | | | | | | | | | | | | | | | |
| 19-8149 | | | F | | | | | | | | | 146,9 | | | | | | | 88 | |
| 19-8177 | | | R | | | | | | | 45 | 84 | | | | | | | | 41 | |
| 418 d (110 kW) Eng.B47 D20 A 7/15-12/20 | | | | | | | | | | | | | | | | | | | | |
| 19-8149 | | | F | | | | | | | | | 146,9 | | | | | | | 88 | |
| 19-8177 | | | R | | | | | | | 45 | 84 | | | | | | | | 41 | |
| 418 i (100 kW) Eng.B38 B15 A 7/15-1/70 | | | | | | | | | | | | | | | | | | | | |
| 19-8149 | | | F | | | | | | | | | 146,9 | | | | | | | 88 | |
| 19-8177 | | | R | | | | | | | 45 | 84 | | | | | | | | 41 | |
| 420 d (120 kW) Eng.B47 D20 A (03.15-), N47 D20 C (-02.15) 3/14-12/20 | | | | | | | | | | | | | | | | | | | | |
| 19-8149 | | | F | | | | | | | | | 146,9 | | | | | | | 88 | |
| 19-8177 | | | R | | | | | | | 45 | 84 | | | | | | | | 41 | |
| 420 d (135 kW) Eng.N47 D20 C 3/14-2/15 | | | | | | | | | | | | | | | | | | | | |
| 19-8149 | | | F | | | | | | | | | 146,9 | | | | | | | 88 | |
| 19-8177 | | | R | | | | | | | 45 | 84 | | | | | | | | 41 | |
| 420 d (140 kW) Eng.B47 D20 A 3/15-1/70 | | | | | | | | | | | | | | | | | | | | |
| 19-8149 | | | F | | | | | | | | | 146,9 | | | | | | | 88 | |
| 19-8177 | | | R | | | | | | | 45 | 84 | | | | | | | | 41 | |
| 420 d (147 kW) Eng.N47 D20 C 3/14-2/15 | | | | | | | | | | | | | | | | | | | | |
| 19-8149 | | | F | | | | | | | | | 146,9 | | | | | | | 88 | |
| 19-8177 | | | R | | | | | | | 45 | 84 | | | | | | | | 41 | |

BMW

| METELLI ref | Spare Parts | | F/R | L/R | | | ABS | A | B | C | D | E | F | G | H | I | L | M | Fig | NOTE |
|---|-------------|--|-----|-----|--|--|-----|---|---|----|----|-------|---|---|---|---|---|---|-----|------|
| 425 d (155 kW) Eng.B47 D20 B 3/16-2/18 | | | | | | | | | | | | | | | | | | | | |
| 19-8149 | | | F | | | | | | | | | 146,9 | | | | | | | 88 | |
| 19-8177 | | | R | | | | | | | 45 | 84 | | | | | | | | 41 | |
| 425 d (165 kW) Eng.B47 D20 B 3/16-2/18 | | | | | | | | | | | | | | | | | | | | |
| 19-8149 | | | F | | | | | | | | | 146,9 | | | | | | | 88 | |
| 19-8177 | | | R | | | | | | | 45 | 84 | | | | | | | | 41 | |
| 425 i (135 kW) Eng.B48 B20 A 6/17-1/70 | | | | | | | | | | | | | | | | | | | | |
| 19-8149 | | | F | | | | | | | | | 146,9 | | | | | | | 88 | |
| 19-8177 | | | R | | | | | | | 45 | 84 | | | | | | | | 41 | |
| 428 i (180 kW) Eng.N20 B20 A, N26 B20 A 3/14-6/16 | | | | | | | | | | | | | | | | | | | | |
| 19-8149 | | | F | | | | | | | | | 146,9 | | | | | | | 88 | |
| 19-8177 | | | R | | | | | | | 45 | 84 | | | | | | | | 41 | |
| 428 i xDrive (180 kW) Eng.N20 B20 A, N26 B20 A 3/14-2/16 | | | | | | | | | | | | | | | | | | | | |
| 19-8177 | | | R | | | | | | | 45 | 84 | | | | | | | | 41 | |
| 430 d (190 kW) Eng.N57 D30 A 7/14-1/70 | | | | | | | | | | | | | | | | | | | | |
| 19-8149 | | | F | | | | | | | | | 146,9 | | | | | | | 88 | |
| 19-8177 | | | R | | | | | | | 45 | 84 | | | | | | | | 41 | |
| 430 d (210 kW) Eng.N57 D30 A 7/14-1/70 | | | | | | | | | | | | | | | | | | | | |
| 19-8149 | | | F | | | | | | | | | 146,9 | | | | | | | 88 | |
| 19-8177 | | | R | | | | | | | 45 | 84 | | | | | | | | 41 | |
| 430 d xDrive (190 kW) Eng.N57 D30 A 7/14-1/70 | | | | | | | | | | | | | | | | | | | | |
| 19-8177 | | | R | | | | | | | 45 | 84 | | | | | | | | 41 | |
| 430 d xDrive (210 kW) Eng.N57 D30 A 7/14-1/70 | | | | | | | | | | | | | | | | | | | | |
| 19-8177 | | | R | | | | | | | 45 | 84 | | | | | | | | 41 | |
| 430 i (185 kW) Eng.B46 B20 B (07.16-.), B48 B20 B 3/16-1/70 | | | | | | | | | | | | | | | | | | | | |
| 19-8149 | | | F | | | | | | | | | 146,9 | | | | | | | 88 | |
| 19-8177 | | | R | | | | | | | 45 | 84 | | | | | | | | 41 | |
| 430 i xDrive (185 kW) Eng.B46 B20 B (07.16-.), B48 B20 B 3/16-1/70 | | | | | | | | | | | | | | | | | | | | |
| 19-8177 | | | R | | | | | | | 45 | 84 | | | | | | | | 41 | |

BMW

| METELLI ref | Spare Parts | F/R | L/R | ABS | A | B | C | D | E | F | G | H | I | L | M | Fig | NOTE |
|--|-------------|-----|-----|-----|---|---|-------|-------|-------|---|---|---|---|---|---|-------|------|
| 435 d xDrive (230 kW) Eng.N57 D30 B 7/14-1/70 | | | | | | | | | | | | | | | | | |
| 19-8177 | | R | | | | | 45 | 84 | | | | | | | | 41 | |
| 435 i (225 kW) Eng.N55 B30 A 3/14-2/16 | | | | | | | | | | | | | | | | | |
| 19-8149 | | F | | | | | | | 146,9 | | | | | | | 88 | |
| 435 i (250 kW) Eng.N55 B30 A 3/14-2/16 | | | | | | | | | | | | | | | | | |
| 19-8149 | | F | | | | | | | 146,9 | | | | | | | 88 | |
| 19-8177 | | R | | | | | 45 | 84 | | | | | | | | 41 | |
| 435 i xDrive (225 kW) Eng.N55 B30 A 7/14-2/16 | | | | | | | | | | | | | | | | | |
| 19-8177 | | R | | | | | 45 | 84 | | | | | | | | 41 | |
| 435 i xDrive (250 kW) Eng.N55 B30 A 7/14-2/16 | | | | | | | | | | | | | | | | | |
| 19-8177 | | R | | | | | 45 | 84 | | | | | | | | 41 | |
| 440 i (240 kW) Eng.B58 B30 A 3/16-1/70 | | | | | | | | | | | | | | | | | |
| 19-8149 | | F | | | | | | | 146,9 | | | | | | | 88 | |
| 19-8177 | | R | | | | | 45 | 84 | | | | | | | | 41 | |
| 440 i (265 kW) Eng.B58 B30 A 3/16-1/70 | | | | | | | | | | | | | | | | | |
| 19-8149 | | F | | | | | | | 146,9 | | | | | | | 88 | |
| 19-8177 | | R | | | | | 45 | 84 | | | | | | | | 41 | |
| 440 i xDrive (240 kW) Eng.B58 B30 A 3/16-1/70 | | | | | | | | | | | | | | | | | |
| 19-8177 | | R | | | | | 45 | 84 | | | | | | | | 41 | |
| 440 i xDrive (265 kW) Eng.B58 B30 A 3/16-1/70 | | | | | | | | | | | | | | | | | |
| 19-8177 | | R | | | | | 45 | 84 | | | | | | | | 41 | |
| 5 I (E12) 3/72-6/81 | | | | | | | | | | | | | | | | | |
| 518 (66 kW) Eng.M10 B18 (184VB) 7/74-5/81 | | | | | | | | | | | | | | | | | |
| 19-2111 | | F | | | | | 17,46 | 59,13 | | | | | | | | 16,76 | |
| 520 (85 kW) Eng.M10 B20 6/72-1/79 | | | | | | | | | | | | | | | | | |
| 19-2111 | | F | | | | | 17,46 | 59,13 | | | | | | | | 16,76 | |
| 520 i (92 kW) Eng.M10 B20 3/72-7/79 | | | | | | | | | | | | | | | | | |
| 19-2111 | | F | | | | | 17,46 | 59,13 | | | | | | | | 16,76 | |

BMW

| METELLI ref | Spare Parts | F/R | L/R | ABS | A | B | C | D | E | F | G | H | I | L | M | Fig | NOTE |
|---|-------------|-----|-----|-----|---|---|-------|-------|-----|---|---|---|-------|-------|---|-----|------|
| 520 i (96 kW) Eng.M10 B20 (08.72-10.73) 8/72-10/75 | | | | | | | | | | | | | | | | | |
| 19-2111 | | F | | | | | 17,46 | 59,13 | | | | | | 16,76 | | | |
| 520/6 (90 kW) Eng.M20 B20 (206VA) 3/77-6/81 | | | | | | | | | | | | | | | | | |
| 19-2111 | | F | | | | | 17,46 | 59,13 | | | | | | 16,76 | | | |
| 525 (107 kW) Eng.M30 B25 A 10/73-8/76 | | | | | | | | | | | | | | | | | |
| 19-2111 | | F | | | | | 17,46 | 59,13 | | | | | | 16,76 | | | |
| 525 (110 kW) Eng.M30 B25 (256VA) 8/75-6/81 | | | | | | | | | | | | | | | | | |
| 19-2111 | | F | | | | | 17,46 | 59,13 | | | | | | 16,76 | | | |
| 528 (121 kW) Eng.M30 B28 1/75-8/76 | | | | | | | | | | | | | | | | | |
| 19-2111 | | F | | | | | 17,46 | 59,13 | | | | | | 16,76 | | | |
| 528 (125 kW) Eng.M30 B28 8/75-7/77 | | | | | | | | | | | | | | | | | |
| 19-2111 | | F | | | | | 17,46 | 59,13 | | | | | | 16,76 | | | |
| 528 i (130 kW) Eng.M30 B28 3/77-9/79 | | | | | | | | | | | | | | | | | |
| 19-2111 | | F | | | | | 17,46 | 59,13 | | | | | | 16,76 | | | |
| 528 i (135 kW) Eng.M30 B28 8/79-6/81 | | | | | | | | | | | | | | | | | |
| 19-2111 | | F | | | | | 17,46 | 59,13 | | | | | | 16,76 | | | |
| M535 i (160 kW) Eng.M30 B35 (356EA) 4/80-5/81 | | | | | | | | | | | | | | | | | |
| 19-2112 | | F | | | | | 21,99 | 59,13 | | | | | 15,49 | 15,88 | | | |
| 5 II (E28) 5/81-12/88 | | | | | | | | | | | | | | | | | |
| 518 (66 kW) Eng.M10 B18 (184VC), M10 B18 (184VD) 6/81-9/84 | | | | | | | | | | | | | | | | | |
| 19-2320 | | F | | 42 | | | | | 139 | | | | | | | | |
| 518 i (75 kW) Eng.M10 B18 (184EB) 5/81-12/87 | | | | | | | | | | | | | | | | | |
| 19-2320 | | F | | 42 | | | | | 139 | | | | | | | | |
| 518 i (77 kW) Eng.M10 B18 (184EB) 5/81-12/87 | | | | | | | | | | | | | | | | | |
| 19-2320 | | F | | 42 | | | | | 139 | | | | | | | | |
| 520 i (92 kW) Eng.M20 B20 (206EA), M20 B20 (206EB), M20 B20 (206EC), 6/81-12/87 | | | | | | | | | | | | | | | | | |
| 19-2320 | | F | | 42 | | | | | 139 | | | | | | | | |

BMW

| METELLI ref | Spare Parts | | F/R | L/R | | ABS | A | B | C | D | E | F | G | H | I | L | M | Fig | NOTE |
|--|-------------|--------|-----|-----|--|-----|---|----|----|-----|-----|---|---|---|---|------|---|-----|--------|
| 5 III (E34) 12/87-12/95 | | | | | | | | | | | | | | | | | | | |
| 518 i (83 kW) Eng.M40 B18 (184E1) 9/89-4/94 | | | | | | | | | | | | | | | | | | | |
| 19-2119 | | -11/91 | F | | | 48 | | | 37 | 139 | | | | | | 64 | | | +/-ABS |
| 518 i (85 kW) Eng.M43 B18 (184E2) 5/94-8/95 | | | | | | | | | | | | | | | | | | | |
| 19-2322 | | | F | | | 86 | | 25 | 37 | | 143 | | | | | 64,6 | | | +/-ABS |
| 520 i (95 kW) Eng.M20 B20 (206KA) 6/87-9/90 | | | | | | | | | | | | | | | | | | | |
| 19-2119 | | | F | | | 48 | | | 37 | 139 | | | | | | 64 | | | +/-ABS |
| 520 i 24V (110 kW) Eng.M50 B20 (206S1), M50 B20 (206S2) 4/90-8/95 | | | | | | | | | | | | | | | | | | | |
| 19-2119 | | -11/91 | F | | | 48 | | | 37 | 139 | | | | | | 64 | | | +/-ABS |
| 524 td (85 kW) Eng.M21 D24 (246TB) 3/88-8/91 | | | | | | | | | | | | | | | | | | | |
| 19-2119 | | -03/91 | F | | | 48 | | | 37 | 139 | | | | | | 64 | | | +/-ABS |
| 525 i (125 kW) Eng.M20 B25 (256K1) 2/88-8/90 | | | | | | | | | | | | | | | | | | | |
| 19-2119 | | | F | | | 48 | | | 37 | 139 | | | | | | 64 | | | +/-ABS |
| 525 i 24V (141 kW) Eng.M50 B25 (256S1) (.-08.92), M50 B25 (256S2) (09.92- 3/90-8/95 | | | | | | | | | | | | | | | | | | | |
| 19-2119 | | -11/91 | F | | | 48 | | | 37 | 139 | | | | | | 64 | | | +/-ABS |
| 525 td (85 kW) Eng.M51 D25 (256T1) 3/93-8/95 | | | | | | | | | | | | | | | | | | | |
| 19-2322 | | | F | | | 86 | | 25 | 37 | | 143 | | | | | 64,6 | | | |
| 525 tds (105 kW) Eng.M51 D25 (256T1) 9/91-8/95 | | | | | | | | | | | | | | | | | | | |
| 19-2322 | | | F | | | 86 | | 25 | 37 | | 143 | | | | | 64,6 | | | |
| 530 i (138 kW) Eng.M30 B30 (306KA) 1/88-4/90 | | | | | | | | | | | | | | | | | | | |
| 19-2119 | | | F | | | 48 | | | 37 | 139 | | | | | | 64 | | | |
| 530 i V8 (160 kW) Eng.M60 B30 (308S1) 9/92-12/95 | | | | | | | | | | | | | | | | | | | |
| 19-2322 | | | F | | | 86 | | 25 | 37 | | 143 | | | | | 64,6 | | | |
| 535 i (155 kW) Eng.M30 B34 (346KB) 11/87-2/93 | | | | | | | | | | | | | | | | | | | |
| 19-2119 | | -11/91 | F | | | 48 | | | 37 | 139 | | | | | | 64 | | | +/-ABS |

BMW

| METELLI ref | Spare Parts | F/R | L/R | ABS | A | B | C | D | E | F | G | H | I | L | M | Fig | NOTE |
|--|-------------|-----|-----|-----|---|----|----|---|-----|---|---|---|---|----|---|-----|------|
| 19-2706 | | R | | | | 40 | 45 | | | | | | | 41 | | | |
| 520 i (110 kW) Eng.M52 B20 (206S3) (-.08.98), M52 B20 (206S4) (09.98- 1/96-6/03 | | | | | | | | | | | | | | | | | |
| 19-2254 | | F | | | | | | | 139 | | | | | 82 | | | |
| 19-2706 | | R | | | | 40 | 45 | | | | | | | 41 | | | |
| 520 i (120 kW) Eng.M54 B22 (226S1) 9/00-6/03 | | | | | | | | | | | | | | | | | |
| 19-2254 | | F | | | | | | | 139 | | | | | 82 | | | |
| 19-2706 | | R | | | | 40 | 45 | | | | | | | 41 | | | |
| 520 i (125 kW) Eng.M54 B22 (226S1) 9/00-6/03 | | | | | | | | | | | | | | | | | |
| 19-2254 | | F | | | | | | | 139 | | | | | 82 | | | |
| 19-2706 | | R | | | | 40 | 45 | | | | | | | 41 | | | |
| 523 i (125 kW) Eng.M52 B25 (256S3) (-.08.98), M52 B25 (256S4) (09.98- 9/95-8/00 | | | | | | | | | | | | | | | | | |
| 19-2254 | | F | | | | | | | 139 | | | | | 82 | | | |
| 19-2706 | | R | | | | 40 | 45 | | | | | | | 41 | | | |
| 525 d (120 kW) Eng.M57 D25 (256D1) 2/00-6/03 | | | | | | | | | | | | | | | | | |
| 19-2254 | | F | | | | | | | 139 | | | | | 82 | | | |
| 19-2706 | | R | | | | 40 | 45 | | | | | | | 41 | | | |
| 525 i (141 kW) Eng.M54 B25 (256S5) 9/00-6/03 | | | | | | | | | | | | | | | | | |
| 19-2254 | | F | | | | | | | 139 | | | | | 82 | | | |
| 19-2706 | | R | | | | 40 | 45 | | | | | | | 41 | | | |
| 525 td (85 kW) Eng.M51 D25 (256T1) 1/97-6/03 | | | | | | | | | | | | | | | | | |
| 19-2254 | | F | | | | | | | 139 | | | | | 82 | | | |
| 19-2706 | | R | | | | 40 | 45 | | | | | | | 41 | | | |
| 525 tds (105 kW) Eng.M51 D25 (256T1) 1/96-6/03 | | | | | | | | | | | | | | | | | |
| 19-2254 | | F | | | | | | | 139 | | | | | 82 | | | |
| 19-2706 | | R | | | | 40 | 45 | | | | | | | 41 | | | |
| 528 i (142 kW) Eng.M52 B28 (286S1), M52 B28 (286S2) 9/95-8/00 | | | | | | | | | | | | | | | | | |
| 19-2254 | | F | | | | | | | 139 | | | | | 82 | | | |
| 19-2706 | | R | | | | 40 | 45 | | | | | | | 41 | | | |

BMW

| METELLI ref | Spare Parts | | F/R | L/R | | | ABS | A | B | C | D | E | F | G | H | I | L | M | Fig | NOTE |
|---|-------------|--|-----|-----|--|--|-----|---|----|----|---|-----|---|---|---|---|----|---|-----|------|
| 530 d (135 kW) Eng.M57 D30 (306D1) 8/98-9/00 | | | | | | | | | | | | | | | | | | | | |
| 19-2254 | | | F | | | | | | | | | 139 | | | | | 82 | | | |
| 19-2706 | | | R | | | | | | 40 | 45 | | | | | | | 41 | | | |
| 530 d (142 kW) Eng.M57 D30 (306D1) 9/98-6/03 | | | | | | | | | | | | | | | | | | | | |
| 19-2254 | | | F | | | | | | | | | 139 | | | | | 82 | | | |
| 19-2706 | | | R | | | | | | 40 | 45 | | | | | | | 41 | | | |
| 530 i (170 kW) Eng.M54 B30 (306S3) 9/00-6/03 | | | | | | | | | | | | | | | | | | | | |
| 19-2254 | | | F | | | | | | | | | 139 | | | | | 82 | | | |
| 19-2706 | | | R | | | | | | 40 | 45 | | | | | | | 41 | | | |
| 535 i (173 kW) Eng.M62 B35 (358S1) 6/96-8/98 | | | | | | | | | | | | | | | | | | | | |
| 19-2706 | | | R | | | | | | 40 | 45 | | | | | | | 41 | | | |
| 535 i (180 kW) Eng.M62 B35 (358S2) 9/98-6/03 | | | | | | | | | | | | | | | | | | | | |
| 19-2254 | | | F | | | | | | | | | 139 | | | | | 82 | | | |
| 19-2706 | | | R | | | | | | 40 | 45 | | | | | | | 41 | | | |
| 540 i (210 kW) Eng.M62 B44 (448S1), M62 B44 (448S2) 3/96-6/03 | | | | | | | | | | | | | | | | | | | | |
| 19-2254 | | | F | | | | | | | | | 139 | | | | | 82 | | | |
| 19-2706 | | | R | | | | | | 40 | 45 | | | | | | | 41 | | | |
| M5 (294 kW) Eng.S62 B50 (508S1) 10/98-6/03 | | | | | | | | | | | | | | | | | | | | |
| 19-2327 | | | F | | | | | | | | | 139 | | | | | 82 | | | |
| 19-2706 | | | R | | | | | | 40 | 45 | | | | | | | 41 | | | |
| 5 IV Touring (E39) 9/96-5/04 | | | | | | | | | | | | | | | | | | | | |
| 520 d (100 kW) Eng.M47 D20 (204D1) 2/00-9/03 | | | | | | | | | | | | | | | | | | | | |
| 19-2254 | | | F | | | | | | | | | 139 | | | | | 82 | | | |
| 19-2706 | | | R | | | | | | 40 | 45 | | | | | | | 41 | | | |
| 520 i (100 kW) Eng.M52 B20 (206S3) (-08.98), M52 B20 (206S4) (09.98- 3/97-8/01 | | | | | | | | | | | | | | | | | | | | |
| 19-2254 | | | F | | | | | | | | | 139 | | | | | 82 | | | |
| 19-2706 | | | R | | | | | | 40 | 45 | | | | | | | 41 | | | |

BMW

| METELLI ref | Spare Parts | | F/R | L/R | | | ABS | A | B | C | D | E | F | G | H | I | L | M | Fig | NOTE |
|--|-------------|--|-----|-----|--|--|-----|---|----|----|---|---|-----|---|---|---|---|---|-----|------|
| 520 i (110 kW) Eng.M52 B20 (206S3) (-.08.98), M52 B20 (206S4) (09.98- 3/97-8/01 | | | | | | | | | | | | | | | | | | | | |
| 19-2254 | | | F | | | | | | | | | | 139 | | | | | | 82 | |
| 19-2706 | | | R | | | | | | 40 | 45 | | | | | | | | | 41 | |
| 520 i (120 kW) Eng.M54 B22 (226S1) 9/00-12/03 | | | | | | | | | | | | | | | | | | | | |
| 19-2254 | | | F | | | | | | | | | | 139 | | | | | | 82 | |
| 19-2706 | | | R | | | | | | 40 | 45 | | | | | | | | | 41 | |
| 520 i (125 kW) Eng.M54 B22 (226S1) 9/00-12/03 | | | | | | | | | | | | | | | | | | | | |
| 19-2254 | | | F | | | | | | | | | | 139 | | | | | | 82 | |
| 19-2706 | | | R | | | | | | 40 | 45 | | | | | | | | | 41 | |
| 523 i (125 kW) Eng.M52 B25 (256S3), M52 B25 (256S4) (09.98-.) 3/97-8/00 | | | | | | | | | | | | | | | | | | | | |
| 19-2254 | | | F | | | | | | | | | | 139 | | | | | | 82 | |
| 19-2706 | | | R | | | | | | 40 | 45 | | | | | | | | | 41 | |
| 525 d (120 kW) Eng.M57 D25 (256D1) 2/00-5/04 | | | | | | | | | | | | | | | | | | | | |
| 19-2254 | | | F | | | | | | | | | | 139 | | | | | | 82 | |
| 19-2706 | | | R | | | | | | 40 | 45 | | | | | | | | | 41 | |
| 525 i (141 kW) Eng.M54 B25 (256S5) 9/00-5/04 | | | | | | | | | | | | | | | | | | | | |
| 19-2254 | | | F | | | | | | | | | | 139 | | | | | | 82 | |
| 19-2706 | | | R | | | | | | 40 | 45 | | | | | | | | | 41 | |
| 525 tds (105 kW) Eng.M51 D25 (256T1) 3/97-5/04 | | | | | | | | | | | | | | | | | | | | |
| 19-2254 | | | F | | | | | | | | | | 139 | | | | | | 82 | |
| 19-2706 | | | R | | | | | | 40 | 45 | | | | | | | | | 41 | |
| 528 i (142 kW) Eng.M52 B28 (286S1), M52 B28 (286S2) 11/96-8/00 | | | | | | | | | | | | | | | | | | | | |
| 19-2254 | | | F | | | | | | | | | | 139 | | | | | | 82 | |
| 19-2706 | | | R | | | | | | 40 | 45 | | | | | | | | | 41 | |
| 530 d (135 kW) Eng.M57 D30 (306D1) 8/98-9/00 | | | | | | | | | | | | | | | | | | | | |
| 19-2254 | | | F | | | | | | | | | | 139 | | | | | | 82 | |
| 19-2706 | | | R | | | | | | 40 | 45 | | | | | | | | | 41 | |
| 530 d (142 kW) Eng.M57 D30 (306D1) 9/00-5/04 | | | | | | | | | | | | | | | | | | | | |
| 19-2254 | | | F | | | | | | | | | | 139 | | | | | | 82 | |

BMW

| METELLI ref | Spare Parts | | F/R | L/R | | ABS | A | B | C | D | E | F | G | H | I | L | M | Fig | NOTE |
|---|-------------|--|-----|-----|--|-----|---|----|----|---|-----|---|---|---|---|------|---|-----|------|
| 19-2706 | | | R | | | | | 40 | 45 | | | | | | | 41 | | | |
| 530 i (170 kW) Eng.M54 B30 (306S3) 9/00-12/03 | | | | | | | | | | | | | | | | | | | |
| 19-2254 | | | F | | | | | | | | 139 | | | | | 82 | | | |
| 19-2706 | | | R | | | | | 40 | 45 | | | | | | | 41 | | | |
| 540 i (210 kW) Eng.M62 B44 (448S1), M62 B44 (448S2) 4/97-12/03 | | | | | | | | | | | | | | | | | | | |
| 19-2254 | | | F | | | | | | | | 139 | | | | | 82 | | | |
| 19-2706 | | | R | | | | | 40 | 45 | | | | | | | 41 | | | |
| 5 V (E60) 12/01-3/10 | | | | | | | | | | | | | | | | | | | |
| 520 d (110 kW) Eng.M47 D20 (204D4) 9/05-2/07 | | | | | | | | | | | | | | | | | | | |
| 19-2325 | | | F | | | | | | | | 143 | | | | | 82,5 | | | |
| 19-2706 | | | R | | | | | 40 | 45 | | | | | | | 41 | | | |
| 520 d (120 kW) Eng.M47 D20 (204D4), N47 D20 C 9/05-12/09 | | | | | | | | | | | | | | | | | | | |
| 19-2325 | | | F | | | | | | | | 143 | | | | | 82,5 | | | |
| 19-2706 | | | R | | | | | 40 | 45 | | | | | | | 41 | | | |
| 520 d (130 kW) Eng.N47 D20 A, N47 D20 C (09.08-.) 9/07-12/09 | | | | | | | | | | | | | | | | | | | |
| 19-2325 | | | F | | | | | | | | 143 | | | | | 82,5 | | | |
| 19-2706 | | | R | | | | | 40 | 45 | | | | | | | 41 | | | |
| 520 i (115 kW) Eng.N46 B20 B 9/07-2/10 | | | | | | | | | | | | | | | | | | | |
| 19-2325 | | | F | | | | | | | | 143 | | | | | 82,5 | | | |
| 19-2706 | | | R | | | | | 40 | 45 | | | | | | | 41 | | | |
| 520 i (120 kW) Eng.N43 B20 A 12/06-3/10 | | | | | | | | | | | | | | | | | | | |
| 19-2325 | | | F | | | | | | | | 143 | | | | | 82,5 | | | |
| 19-2706 | | | R | | | | | 40 | 45 | | | | | | | 41 | | | |
| 520 i (125 kW) Eng.M54 B22 (226S1) 7/03-3/10 | | | | | | | | | | | | | | | | | | | |
| 19-2325 | | | F | | | | | | | | 143 | | | | | 82,5 | | | |
| 19-2706 | | | R | | | | | 40 | 45 | | | | | | | 41 | | | |
| 520 i (125 kW) Eng.N43 B20 A 9/07-12/09 | | | | | | | | | | | | | | | | | | | |
| 19-2325 | | | F | | | | | | | | 143 | | | | | 82,5 | | | |

BMW

| METELLI ref | Spare Parts | | F/R | L/R | | ABS | A | B | C | D | E | F | G | H | I | L | M | Fig | NOTE |
|---|-------------|--|-----|-----|--|-----|---|----|------|------|-----|---|---|---|---|------|---|-----|------|
| 19-2706 | | | R | | | | | 40 | 45 | | | | | | | 41 | | | |
| 523 i (130 kW) Eng.N52 B25 A, N52 B25 B, N52 B25 BE 10/04-2/07 | | | | | | | | | | | | | | | | | | | |
| 19-2325 | | | F | | | | | | | | 143 | | | | | 82,5 | | | |
| 19-2706 | | | R | | | | | 40 | 45 | | | | | | | 41 | | | |
| 523 i (140 kW) Eng.N52 B25 A, N52 B25 BE 3/07-12/09 | | | | | | | | | | | | | | | | | | | |
| 19-2325 | | | F | | | | | | | | 143 | | | | | 82,5 | | | |
| 19-2706 | | | R | | | | | 40 | 45 | | | | | | | 41 | | | |
| 523 i (140 kW) Eng.N53 B25 A 3/07-12/09 | | | | | | | | | | | | | | | | | | | |
| 19-2325 | | | F | | | | | | | | 143 | | | | | 82,5 | | | |
| 19-2706 | | | R | | | | | 40 | 45 | | | | | | | 41 | | | |
| 525 d (120 kW) Eng.M57 D25 (256D2) 12/04-3/10 | | | | | | | | | | | | | | | | | | | |
| 19-2325 | | | F | | | | | | | | 143 | | | | | 82,5 | | | |
| 19-2706 | | | R | | | | | 40 | 45 | | | | | | | 41 | | | |
| 525 d (130 kW) Eng.M57 D25 (256D2) 6/04-3/10 | | | | | | | | | | | | | | | | | | | |
| 19-2325 | | | F | | | | | | | | 143 | | | | | 82,5 | | | |
| 19-2706 | | | R | | | | | 40 | 45 | | | | | | | 41 | | | |
| 525 d (145 kW) Eng.M57 D30 (306D3) 1/07-3/10 | | | | | | | | | | | | | | | | | | | |
| 19-2325 | | | F | | | | | | | | 143 | | | | | 82,5 | | | |
| 19-2706 | | | R | | | | | 40 | 45 | | | | | | | 41 | | | |
| 525 d xDrive (145 kW) Eng.M57 D30 (306D3) 9/07-12/09 | | | | | | | | | | | | | | | | | | | |
| 19-2319 | | | F | | | | | | 48,9 | 90,3 | | | | | | 45,1 | | | |
| 19-2706 | | | R | | | | | 40 | 45 | | | | | | | 41 | | | |
| 525 i (141 kW) Eng.M54 B25 (256S5) 9/03-2/05 | | | | | | | | | | | | | | | | | | | |
| 19-2325 | | | F | | | | | | | | 143 | | | | | 82,5 | | | |
| 19-2706 | | | R | | | | | 40 | 45 | | | | | | | 41 | | | |
| 525 i (155 kW) Eng.N52 B25 A 7/05-3/10 | | | | | | | | | | | | | | | | | | | |
| 19-2325 | | | F | | | | | | | | 143 | | | | | 82,5 | | | |
| 19-2706 | | | R | | | | | 40 | 45 | | | | | | | 41 | | | |

| BMW | | | | | | | | | | | | | | | | | | | | |
|---|-------------|--|-----|-----|--|--|-----|---|----|------|------|-----|---|---|---|---|------|---|-----|------|
| METELLI ref | Spare Parts | | F/R | L/R | | | ABS | A | B | C | D | E | F | G | H | I | L | M | Fig | NOTE |
| 525 i (155 kW) Eng.N53 B30 A 1/07-3/10 | | | | | | | | | | | | | | | | | | | | |
| 19-2325 | | | F | | | | | | | | | 143 | | | | | 82,5 | | | |
| 19-2706 | | | R | | | | | | 40 | 45 | | | | | | | 41 | | | |
| 525 i (160 kW) Eng.N52 B25 A, N52 B25 B, N52 B25 BF 3/05-12/09 | | | | | | | | | | | | | | | | | | | | |
| 19-2325 | | | F | | | | | | | | | 143 | | | | | 82,5 | | | |
| 19-2706 | | | R | | | | | | 40 | 45 | | | | | | | 41 | | | |
| 525 i (160 kW) Eng.N53 B30 A 1/07-3/10 | | | | | | | | | | | | | | | | | | | | |
| 19-2325 | | | F | | | | | | | | | 143 | | | | | 82,5 | | | |
| 19-2706 | | | R | | | | | | 40 | 45 | | | | | | | 41 | | | |
| 525 i xDrive (160 kW) Eng.N53 B30 A 9/08-3/10 | | | | | | | | | | | | | | | | | | | | |
| 19-2319 | | | F | | | | | | | 48,9 | 90,3 | | | | | | 45,1 | | | |
| 19-2706 | | | R | | | | | | 40 | 45 | | | | | | | 41 | | | |
| 525 xd (145 kW) Eng.M57 D30 (306D3) 11/06-8/07 | | | | | | | | | | | | | | | | | | | | |
| 19-2319 | | | F | | | | | | | 48,9 | 90,3 | | | | | | 45,1 | | | |
| 19-2706 | | | R | | | | | | 40 | 45 | | | | | | | 41 | | | |
| 525 xi (160 kW) Eng.N52 B25 A 4/05-2/07 | | | | | | | | | | | | | | | | | | | | |
| 19-2319 | | | F | | | | | | | 48,9 | 90,3 | | | | | | 45,1 | | | |
| 19-2706 | | | R | | | | | | 40 | 45 | | | | | | | 41 | | | |
| 525 xi (160 kW) Eng.N53 B30 A 3/07-12/09 | | | | | | | | | | | | | | | | | | | | |
| 19-2319 | | | F | | | | | | | 48,9 | 90,3 | | | | | | 45,1 | | | |
| 19-2706 | | | R | | | | | | 40 | 45 | | | | | | | 41 | | | |
| 528 i (172 kW) Eng.N52 B30 A 3/07-12/09 | | | | | | | | | | | | | | | | | | | | |
| 19-2325 | | | F | | | | | | | | | 143 | | | | | 82,5 | | | |
| 19-2706 | | | R | | | | | | 40 | 45 | | | | | | | 41 | | | |
| 530 d (155 kW) Eng.M57 D30 (306D2), M57 D30 (306D3) 9/02-12/09 | | | | | | | | | | | | | | | | | | | | |
| 19-2325 | | | F | | | | | | | | | 143 | | | | | 82,5 | | | |
| 19-2706 | | | R | | | | | | 40 | 45 | | | | | | | 41 | | | |
| 530 d (160 kW) Eng.M57 D30 (306D2) 9/02-9/05 | | | | | | | | | | | | | | | | | | | | |
| 19-2325 | | | F | | | | | | | | | 143 | | | | | 82,5 | | | |

BMW

| METELLI ref | Spare Parts | | F/R | L/R | | | ABS | A | B | C | D | E | F | G | H | I | L | M | Fig | NOTE |
|---|-------------|--|-----|-----|--|--|-----|---|----|------|------|-----|---|---|---|---|------|---|-----|------|
| 19-2706 | | | R | | | | | | 40 | 45 | | | | | | | 41 | | | |
| 530 d (170 kW) Eng.M57 D30 (306D3) 9/05-3/07 | | | | | | | | | | | | | | | | | | | | |
| 19-2325 | | | F | | | | | | | | | 143 | | | | | 82,5 | | | |
| 19-2706 | | | R | | | | | | 40 | 45 | | | | | | | 41 | | | |
| 530 d (173 kW) Eng.M57 D30 (306D3) 2/07-12/09 | | | | | | | | | | | | | | | | | | | | |
| 19-2325 | | | F | | | | | | | | | 143 | | | | | 82,5 | | | |
| 19-2706 | | | R | | | | | | 40 | 45 | | | | | | | 41 | | | |
| 530 d xDrive (173 kW) Eng.M57 D30 (306D3) 9/07-12/09 | | | | | | | | | | | | | | | | | | | | |
| 19-2319 | | | F | | | | | | | 48,9 | 90,3 | | | | | | 45,1 | | | |
| 19-2706 | | | R | | | | | | 40 | 45 | | | | | | | 41 | | | |
| 530 i (170 kW) Eng.M54 B30 (306S3) 12/01-2/05 | | | | | | | | | | | | | | | | | | | | |
| 19-2325 | | | F | | | | | | | | | 143 | | | | | 82,5 | | | |
| 19-2706 | | | R | | | | | | 40 | 45 | | | | | | | 41 | | | |
| 530 i (187 kW) Eng.N52 B30 A 3/05-3/10 | | | | | | | | | | | | | | | | | | | | |
| 19-2325 | | | F | | | | | | | | | 143 | | | | | 82,5 | | | |
| 19-2706 | | | R | | | | | | 40 | 45 | | | | | | | 41 | | | |
| 530 i (190 kW) Eng.N52 B30 A, N52 B30 BF 3/05-3/07 | | | | | | | | | | | | | | | | | | | | |
| 19-2325 | | | F | | | | | | | | | 143 | | | | | 82,5 | | | |
| 19-2706 | | | R | | | | | | 40 | 45 | | | | | | | 41 | | | |
| 530 i (200 kW) Eng.N52 B30 A, N52 B30 BF 3/07-12/09 | | | | | | | | | | | | | | | | | | | | |
| 19-2325 | | | F | | | | | | | | | 143 | | | | | 82,5 | | | |
| 19-2706 | | | R | | | | | | 40 | 45 | | | | | | | 41 | | | |
| 530 i (200 kW) Eng.N53 B30 A 3/07-12/09 | | | | | | | | | | | | | | | | | | | | |
| 19-2325 | | | F | | | | | | | | | 143 | | | | | 82,5 | | | |
| 19-2706 | | | R | | | | | | 40 | 45 | | | | | | | 41 | | | |
| 530 i xDrive (200 kW) Eng.N53 B30 A 9/08-12/09 | | | | | | | | | | | | | | | | | | | | |
| 19-2319 | | | F | | | | | | | 48,9 | 90,3 | | | | | | 45,1 | | | |
| 19-2706 | | | R | | | | | | 40 | 45 | | | | | | | 41 | | | |

BMW

| METELLI ref | Spare Parts | | F/R | L/R | | | ABS | A | B | C | D | E | F | G | H | I | L | M | Fig | NOTE |
|---|-------------|--|-----|-----|--|--|-----|---|----|------|----|-------|---|---|---|---|------|---|-----|------|
| 545 i (245 kW) Eng.N62 B44 A 9/03-8/05 | | | | | | | | | | | | | | | | | | | | |
| 19-2325 | | | F | | | | | | | | | 143 | | | | | 82,5 | | | |
| 19-2706 | | | R | | | | | | 40 | 45 | | | | | | | 41 | | | |
| 550 i (270 kW) Eng.N62 B48 B 9/05-12/09 | | | | | | | | | | | | | | | | | | | | |
| 19-2325 | | | F | | | | | | | | | 143 | | | | | 82,5 | | | |
| 19-2706 | | | R | | | | | | 40 | 45 | | | | | | | 41 | | | |
| 5 V Touring (E61) 7/03-12/10 | | | | | | | | | | | | | | | | | | | | |
| 520 d (110 kW) Eng.M47 D20 (204D4) 9/05-2/07 | | | | | | | | | | | | | | | | | | | | |
| 19-2325 | | | F | | | | | | | | | 143 | | | | | 82,5 | | | |
| 19-2707 | | | R | | | | | | | 44,7 | 80 | 126,3 | | | | | 41 | | | |
| 520 d (120 kW) Eng.M47 D20 (204D4), N47 D20 C 4/05-5/10 | | | | | | | | | | | | | | | | | | | | |
| 19-2325 | | | F | | | | | | | | | 143 | | | | | 82,5 | | | |
| 19-2707 | | | R | | | | | | | 44,7 | 80 | 126,3 | | | | | 41 | | | |
| 520 d (130 kW) Eng.N47 D20 A, N47 D20 C 9/07-5/10 | | | | | | | | | | | | | | | | | | | | |
| 19-2325 | | | F | | | | | | | | | 143 | | | | | 82,5 | | | |
| 19-2707 | | | R | | | | | | | 44,7 | 80 | 126,3 | | | | | 41 | | | |
| 520 i (120 kW) Eng.N43 B20 A 7/07-8/10 | | | | | | | | | | | | | | | | | | | | |
| 19-2325 | | | F | | | | | | | | | 143 | | | | | 82,5 | | | |
| 19-2707 | | | R | | | | | | | 44,7 | 80 | 126,3 | | | | | 41 | | | |
| 520 i (125 kW) Eng.N43 B20 A 9/07-12/10 | | | | | | | | | | | | | | | | | | | | |
| 19-2325 | | | F | | | | | | | | | 143 | | | | | 82,5 | | | |
| 19-2707 | | | R | | | | | | | 44,7 | 80 | 126,3 | | | | | 41 | | | |
| 523 i (130 kW) Eng.N52 B25 A, N52 B25 B, N52 B25 BE 10/04-2/07 | | | | | | | | | | | | | | | | | | | | |
| 19-2325 | | | F | | | | | | | | | 143 | | | | | 82,5 | | | |
| 19-2707 | | | R | | | | | | | 44,7 | 80 | 126,3 | | | | | 41 | | | |
| 523 i (140 kW) Eng.N52 B25 A 3/07-1/10 | | | | | | | | | | | | | | | | | | | | |
| 19-2325 | | | F | | | | | | | | | 143 | | | | | 82,5 | | | |
| 19-2707 | | | R | | | | | | | 44,7 | 80 | 126,3 | | | | | 41 | | | |

| BMW | | | | | | | | | | | | | | | | | | | | |
|--|-------------|--|-----|-----|--|--|-----|---|---|------|------|-------|---|---|---|---|------|---|-----|------|
| METELLI ref | Spare Parts | | F/R | L/R | | | ABS | A | B | C | D | E | F | G | H | I | L | M | Fig | NOTE |
| 523 i (140 kW) Eng.N53 B25 A 1/07-12/10 | | | | | | | | | | | | | | | | | | | | |
| 19-2325 | | | F | | | | | | | | | 143 | | | | | 82,5 | | | |
| 19-2707 | | | R | | | | | | | 44,7 | 80 | 126,3 | | | | | 41 | | | |
| 525 d (120 kW) Eng.M57 D25 (256D2) 3/04-3/07 | | | | | | | | | | | | | | | | | | | | |
| 19-2325 | | | F | | | | | | | | | 143 | | | | | 82,5 | | | |
| 19-2707 | | | R | | | | | | | 44,7 | 80 | 126,3 | | | | | 41 | | | |
| 525 d (130 kW) Eng.M57 D25 (256D2) 3/04-3/07 | | | | | | | | | | | | | | | | | | | | |
| 19-2325 | | | F | | | | | | | | | 143 | | | | | 82,5 | | | |
| 19-2707 | | | R | | | | | | | 44,7 | 80 | 126,3 | | | | | 41 | | | |
| 525 d (145 kW) Eng.M57 D30 (306D3) 3/07-5/10 | | | | | | | | | | | | | | | | | | | | |
| 19-2325 | | | F | | | | | | | | | 143 | | | | | 82,5 | | | |
| 19-2707 | | | R | | | | | | | 44,7 | 80 | 126,3 | | | | | 41 | | | |
| 525 d xDrive (145 kW) Eng.M57 D30 (306D3) 9/08-5/10 | | | | | | | | | | | | | | | | | | | | |
| 19-2319 | | | F | | | | | | | 48,9 | 90,3 | | | | | | 45,1 | | | |
| 19-2707 | | | R | | | | | | | 44,7 | 80 | 126,3 | | | | | 41 | | | |
| 525 i (141 kW) Eng.M54 B25 (256S5) 6/04-12/10 | | | | | | | | | | | | | | | | | | | | |
| 19-2325 | | | F | | | | | | | | | 143 | | | | | 82,5 | | | |
| 19-2707 | | | R | | | | | | | 44,7 | 80 | 126,3 | | | | | 41 | | | |
| 525 i (155 kW) Eng.N52 B25 A 3/05-5/10 | | | | | | | | | | | | | | | | | | | | |
| 19-2325 | | | F | | | | | | | | | 143 | | | | | 82,5 | | | |
| 19-2707 | | | R | | | | | | | 44,7 | 80 | 126,3 | | | | | 41 | | | |
| 525 i (155 kW) Eng.N53 B30 A 1/07-12/10 | | | | | | | | | | | | | | | | | | | | |
| 19-2325 | | | F | | | | | | | | | 143 | | | | | 82,5 | | | |
| 19-2707 | | | R | | | | | | | 44,7 | 80 | 126,3 | | | | | 41 | | | |
| 525 i (160 kW) Eng.N52 B25 A, N52 B25 B, N52 B25 BF 3/05-5/10 | | | | | | | | | | | | | | | | | | | | |
| 19-2325 | | | F | | | | | | | | | 143 | | | | | 82,5 | | | |
| 19-2707 | | | R | | | | | | | 44,7 | 80 | 126,3 | | | | | 41 | | | |
| 525 i (160 kW) Eng.N53 B30 A 1/07-12/10 | | | | | | | | | | | | | | | | | | | | |
| 19-2325 | | | F | | | | | | | | | 143 | | | | | 82,5 | | | |

BMW

| METELLI ref | Spare Parts | | F/R | L/R | | | ABS | A | B | C | D | E | F | G | H | I | L | M | Fig | NOTE |
|--|-------------|--|-----|-----|--|--|-----|---|---|------|------|-------|---|---|---|---|------|---|-----|------|
| 19-2707 | | | R | | | | | | | 44,7 | 80 | 126,3 | | | | | 41 | | | |
| 525 i xDrive (160 kW) Eng.N53 B30 A 9/08-12/10 | | | | | | | | | | | | | | | | | | | | |
| 19-2319 | | | F | | | | | | | 48,9 | 90,3 | | | | | | 45,1 | | | |
| 19-2707 | | | R | | | | | | | 44,7 | 80 | 126,3 | | | | | 41 | | | |
| 525 xd (145 kW) Eng.M57 D30 (306D3) 9/07-9/08 | | | | | | | | | | | | | | | | | | | | |
| 19-2319 | | | F | | | | | | | 48,9 | 90,3 | | | | | | 45,1 | | | |
| 19-2707 | | | R | | | | | | | 44,7 | 80 | 126,3 | | | | | 41 | | | |
| 525 xi (160 kW) Eng.N52 B25 A 7/05-12/10 | | | | | | | | | | | | | | | | | | | | |
| 19-2319 | | | F | | | | | | | 48,9 | 90,3 | | | | | | 45,1 | | | |
| 19-2707 | | | R | | | | | | | 44,7 | 80 | 126,3 | | | | | 41 | | | |
| 525 xi (160 kW) Eng.N53 B30 A 1/07-12/10 | | | | | | | | | | | | | | | | | | | | |
| 19-2319 | | | F | | | | | | | 48,9 | 90,3 | | | | | | 45,1 | | | |
| 19-2707 | | | R | | | | | | | 44,7 | 80 | 126,3 | | | | | 41 | | | |
| 530 d (155 kW) Eng.M57 D30 (306D2), M57 D30 (306D3) 3/04-5/10 | | | | | | | | | | | | | | | | | | | | |
| 19-2325 | | | F | | | | | | | | | 143 | | | | | 82,5 | | | |
| 19-2707 | | | R | | | | | | | 44,7 | 80 | 126,3 | | | | | 41 | | | |
| 530 d (160 kW) Eng.M57 D30 (306D2) 3/04-9/05 | | | | | | | | | | | | | | | | | | | | |
| 19-2325 | | | F | | | | | | | | | 143 | | | | | 82,5 | | | |
| 19-2707 | | | R | | | | | | | 44,7 | 80 | 126,3 | | | | | 41 | | | |
| 530 d (170 kW) Eng.M57 D30 (306D3) 2/05-2/07 | | | | | | | | | | | | | | | | | | | | |
| 19-2325 | | | F | | | | | | | | | 143 | | | | | 82,5 | | | |
| 19-2707 | | | R | | | | | | | 44,7 | 80 | 126,3 | | | | | 41 | | | |
| 530 d (173 kW) Eng.M57 D30 (306D3) 2/07-5/10 | | | | | | | | | | | | | | | | | | | | |
| 19-2325 | | | F | | | | | | | | | 143 | | | | | 82,5 | | | |
| 19-2707 | | | R | | | | | | | 44,7 | 80 | 126,3 | | | | | 41 | | | |
| 530 d xDrive (173 kW) Eng.M57 D30 (306D3) 9/07-5/10 | | | | | | | | | | | | | | | | | | | | |
| 19-2319 | | | F | | | | | | | 48,9 | 90,3 | | | | | | 45,1 | | | |
| 19-2707 | | | R | | | | | | | 44,7 | 80 | 126,3 | | | | | 41 | | | |

| BMW | | | | | | | | | | | | | | | | | | | | |
|---|-------------|--|-----|-----|--|--|-----|---|---|------|------|-------|---|---|---|---|------|---|-----|------|
| METELLI ref | Spare Parts | | F/R | L/R | | | ABS | A | B | C | D | E | F | G | H | I | L | M | Fig | NOTE |
| 530 i (190 kW) Eng.N52 B30 A, N52 B30 BF 9/04-2/07 | | | | | | | | | | | | | | | | | | | | |
| 19-2325 | | | F | | | | | | | | | 143 | | | | | 82,5 | | | |
| 19-2707 | | | R | | | | | | | 44,7 | 80 | 126,3 | | | | | 41 | | | |
| 530 i (200 kW) Eng.N52 B30 A 9/06-3/10 | | | | | | | | | | | | | | | | | | | | |
| 19-2325 | | | F | | | | | | | | | 143 | | | | | 82,5 | | | |
| 19-2707 | | | R | | | | | | | 44,7 | 80 | 126,3 | | | | | 41 | | | |
| 530 i (200 kW) Eng.N53 B30 A 1/07-12/10 | | | | | | | | | | | | | | | | | | | | |
| 19-2325 | | | F | | | | | | | | | 143 | | | | | 82,5 | | | |
| 19-2707 | | | R | | | | | | | 44,7 | 80 | 126,3 | | | | | 41 | | | |
| 530 i xDrive (200 kW) Eng.N53 B30 A 9/08-5/10 | | | | | | | | | | | | | | | | | | | | |
| 19-2319 | | | F | | | | | | | 48,9 | 90,3 | | | | | | 45,1 | | | |
| 19-2707 | | | R | | | | | | | 44,7 | 80 | 126,3 | | | | | 41 | | | |
| 530 xd (170 kW) Eng.M57 D30 (306D3) 2/05-2/07 | | | | | | | | | | | | | | | | | | | | |
| 19-2319 | | | F | | | | | | | 48,9 | 90,3 | | | | | | 45,1 | | | |
| 19-2707 | | | R | | | | | | | 44,7 | 80 | 126,3 | | | | | 41 | | | |
| 530 xd (173 kW) Eng.M57 D30 (306D3) 3/07-8/07 | | | | | | | | | | | | | | | | | | | | |
| 19-2319 | | | F | | | | | | | 48,9 | 90,3 | | | | | | 45,1 | | | |
| 19-2707 | | | R | | | | | | | 44,7 | 80 | 126,3 | | | | | 41 | | | |
| 530 xi (190 kW) Eng.N52 B30 A 4/05-2/07 | | | | | | | | | | | | | | | | | | | | |
| 19-2319 | | | F | | | | | | | 48,9 | 90,3 | | | | | | 45,1 | | | |
| 19-2707 | | | R | | | | | | | 44,7 | 80 | 126,3 | | | | | 41 | | | |
| 530 xi (200 kW) Eng.N52 B30 A 3/07-5/10 | | | | | | | | | | | | | | | | | | | | |
| 19-2319 | | | F | | | | | | | 48,9 | 90,3 | | | | | | 45,1 | | | |
| 19-2707 | | | R | | | | | | | 44,7 | 80 | 126,3 | | | | | 41 | | | |
| 530 xi (200 kW) Eng.N53 B30 A 9/06-9/08 | | | | | | | | | | | | | | | | | | | | |
| 19-2319 | | | F | | | | | | | 48,9 | 90,3 | | | | | | 45,1 | | | |
| 19-2707 | | | R | | | | | | | 44,7 | 80 | 126,3 | | | | | 41 | | | |
| 535 d (200 kW) Eng.M57 D30 (306D4) 9/04-12/10 | | | | | | | | | | | | | | | | | | | | |
| 19-2325 | | | F | | | | | | | | | 143 | | | | | 82,5 | | | |

BMW

| METELLI ref | Spare Parts | | F/R | L/R | | ABS | A | B | C | D | E | F | G | H | I | L | M | Fig | NOTE |
|---|-------------|--------|-----|-----|--|-----|---|---|-------|-------|-------|---|---|---|-------|-------|---|-----|------|
| 19-2707 | | | R | | | | | | 44,7 | 80 | 126,3 | | | | | 41 | | | |
| 535 d (210 kW) Eng.M57 D30 (306D5) 1/07-12/10 | | | | | | | | | | | | | | | | | | | |
| 19-2325 | | | F | | | | | | | | 143 | | | | | 82,5 | | | |
| 19-2707 | | | R | | | | | | 44,7 | 80 | 126,3 | | | | | 41 | | | |
| 545 i (245 kW) Eng.N62 B44 A 6/04-12/10 | | | | | | | | | | | | | | | | | | | |
| 19-2325 | | | F | | | | | | | | 143 | | | | | 82,5 | | | |
| 19-2707 | | | R | | | | | | 44,7 | 80 | 126,3 | | | | | 41 | | | |
| 550 i (270 kW) Eng.N62 B48 A, N62 B48 B 7/05-12/10 | | | | | | | | | | | | | | | | | | | |
| 19-2325 | | | F | | | | | | | | 143 | | | | | 82,5 | | | |
| 19-2707 | | | R | | | | | | 44,7 | 80 | 126,3 | | | | | 41 | | | |
| 6 I (E24) 10/75-4/89 | | | | | | | | | | | | | | | | | | | |
| 628 CSi (135 kW) Eng.M30 B28 9/79-8/87 | | | | | | | | | | | | | | | | | | | |
| 19-2112 | | -05/82 | F | | | | | | 21,99 | 59,13 | | | | | 15,49 | 15,88 | | | |
| 19-2320 | | 05/82- | F | | | 42 | | | | | 139 | | | | | | | | |
| 630 CS (135 kW) Eng.M30 B30 4/76-8/79 | | | | | | | | | | | | | | | | | | | |
| 19-2111 | | -06/78 | F | | | | | | 17,46 | 59,13 | | | | | | 16,76 | | | |
| 19-2112 | | 06/78- | F | | | | | | 21,99 | 59,13 | | | | | 15,49 | 15,88 | | | |
| 630 CS (136 kW) Eng.M30 B30 4/76-8/79 | | | | | | | | | | | | | | | | | | | |
| 19-2111 | | -06/78 | F | | | | | | 17,46 | 59,13 | | | | | | 16,76 | | | |
| 19-2112 | | 06/78- | F | | | | | | 21,99 | 59,13 | | | | | 15,49 | 15,88 | | | |
| 633 CSi (145 kW) Eng.M30 B32 (10.79-08.84) 9/78-8/84 | | | | | | | | | | | | | | | | | | | |
| 19-2112 | | -05/82 | F | | | | | | 21,99 | 59,13 | | | | | 15,49 | 15,88 | | | |
| 633 CSi (147 kW) Eng.M30 B32 10/75-12/81 | | | | | | | | | | | | | | | | | | | |
| 19-2111 | | -06/78 | F | | | | | | 17,46 | 59,13 | | | | | | 16,76 | | | |
| 19-2112 | | 06/78- | F | | | | | | 21,99 | 59,13 | | | | | 15,49 | 15,88 | | | |
| 635 CSi (136 kW) Eng.M30 B34 (346KA) 12/84-12/86 | | | | | | | | | | | | | | | | | | | |
| 19-2320 | | | F | | | 42 | | | | | 139 | | | | | | | | |

BMW

| METELLI ref | Spare Parts | F/R | L/R | ABS | A | B | C | D | E | F | G | H | I | L | M | Fig | NOTE |
|--|-------------|-----|-----|-----|---|---|-------|-------|-------|---|---|---|-------|-------|---|-----|------|
| 635 CSi (141 kW) Eng.M30 B34 (346EC), M30 B34 (346KA), M30 B34 (346KB) 12/77-4/89 | | | | | | | | | | | | | | | | | |
| 19-2320 | | F | | 42 | | | | | 139 | | | | | | | | |
| 635 CSi (155 kW) Eng.M30 B34 (346KB) 7/87-4/89 | | | | | | | | | | | | | | | | | |
| 19-2320 | | F | | 42 | | | | | 139 | | | | | | | | |
| 635 CSi (160 kW) Eng.M30 B35 (346EC), M30 B35 (L-Jetronic,10:1) (10.82- 6/78-4/82 | | | | | | | | | | | | | | | | | |
| 19-2112 | | F | | | | | 21,99 | 59,13 | | | | | 15,49 | 15,88 | | | |
| 19-2320 | | F | | 42 | | | | | 139 | | | | | | | | |
| M 635 CSi (191 kW) Eng.S38 B35 (356ED) 4/86-2/89 | | | | | | | | | | | | | | | | | |
| 19-2320 | | F | | 42 | | | | | 139 | | | | | | | | |
| M 635 CSi (210 kW) Eng.M88 B35 (356ED), S38 B35 AF 4/84-12/88 | | | | | | | | | | | | | | | | | |
| 19-2320 | | F | | 42 | | | | | 139 | | | | | | | | |
| 6 II (E63) 1/04-12/10 | | | | | | | | | | | | | | | | | |
| 630 i (190 kW) Eng.N52 B30 A, N52 B30 BF 9/04-8/07 | | | | | | | | | | | | | | | | | |
| 19-2325 | | F | | | | | | | 143 | | | | | 82,5 | | | |
| 19-2707 | | R | | | | | 44,7 | 80 | 126,3 | | | | | 41 | | | |
| 630 i (200 kW) Eng.N52 B30 A, N52 B30 B, N52 B30 BF 9/07-8/10 | | | | | | | | | | | | | | | | | |
| 19-2325 | | F | | | | | | | 143 | | | | | 82,5 | | | |
| 19-2707 | | R | | | | | 44,7 | 80 | 126,3 | | | | | 41 | | | |
| 630 i (200 kW) Eng.N53 B30 A 9/07-8/10 | | | | | | | | | | | | | | | | | |
| 19-2325 | | F | | | | | | | 143 | | | | | 82,5 | | | |
| 19-2707 | | R | | | | | 44,7 | 80 | 126,3 | | | | | 41 | | | |
| 635 d (210 kW) Eng.M57 D30 (306D5) 7/07-7/10 | | | | | | | | | | | | | | | | | |
| 19-2325 | | F | | | | | | | 143 | | | | | 82,5 | | | |
| 19-2707 | | R | | | | | 44,7 | 80 | 126,3 | | | | | 41 | | | |
| 645 Ci (245 kW) Eng.N62 B44 A 9/03-8/05 | | | | | | | | | | | | | | | | | |
| 19-2325 | | F | | | | | | | 143 | | | | | 82,5 | | | |
| 19-2707 | | R | | | | | 44,7 | 80 | 126,3 | | | | | 41 | | | |

BMW

| METELLI ref | Spare Parts | F/R | L/R | ABS | A | B | C | D | E | F | G | H | I | L | M | Fig | NOTE |
|--|-------------|-----|-----|-----|---|---|-------|-------|-------|---|---|---|-------|-------|---|-----|------|
| 650 i (270 kW) Eng.N62 B48 B 9/05-8/10 | | | | | | | | | | | | | | | | | |
| 19-2325 | | F | | | | | | | 143 | | | | | 82,5 | | | |
| 19-2707 | | R | | | | | 44,7 | 80 | 126,3 | | | | | 41 | | | |
| 6 II Cabrio (E64) 3/04-7/10 | | | | | | | | | | | | | | | | | |
| 630 i (190 kW) Eng.N52 B30 A, N52 B30 B (-.03.06), N52 B30 BF 9/04-8/07 | | | | | | | | | | | | | | | | | |
| 19-2325 | | F | | | | | | | 143 | | | | | 82,5 | | | |
| 19-2707 | | R | | | | | 44,7 | 80 | 126,3 | | | | | 41 | | | |
| 630 i (200 kW) Eng.N52 B30 A, N52 B30 B, N52 B30 BF 9/07-8/10 | | | | | | | | | | | | | | | | | |
| 19-2325 | | F | | | | | | | 143 | | | | | 82,5 | | | |
| 19-2707 | | R | | | | | 44,7 | 80 | 126,3 | | | | | 41 | | | |
| 630 i (200 kW) Eng.N53 B30 A 9/07-8/10 | | | | | | | | | | | | | | | | | |
| 19-2325 | | F | | | | | | | 143 | | | | | 82,5 | | | |
| 19-2707 | | R | | | | | 44,7 | 80 | 126,3 | | | | | 41 | | | |
| 635 d (210 kW) Eng.M57 D30 (306D5) 7/07-7/10 | | | | | | | | | | | | | | | | | |
| 19-2325 | | F | | | | | | | 143 | | | | | 82,5 | | | |
| 19-2707 | | R | | | | | 44,7 | 80 | 126,3 | | | | | 41 | | | |
| 645 Ci (245 kW) Eng.N62 B44 A 4/04-8/05 | | | | | | | | | | | | | | | | | |
| 19-2325 | | F | | | | | | | 143 | | | | | 82,5 | | | |
| 19-2707 | | R | | | | | 44,7 | 80 | 126,3 | | | | | 41 | | | |
| 650 i (270 kW) Eng.N62 B48 B 9/05-8/10 | | | | | | | | | | | | | | | | | |
| 19-2325 | | F | | | | | | | 143 | | | | | 82,5 | | | |
| 19-2707 | | R | | | | | 44,7 | 80 | 126,3 | | | | | 41 | | | |
| 7 I (E23) 5/77-4/88 | | | | | | | | | | | | | | | | | |
| 728 (125 kW) Eng.M30 B28 5/77-8/79 | | | | | | | | | | | | | | | | | |
| 19-2112 | | F | | | | | 21,99 | 59,13 | | | | | 15,49 | 15,88 | | | |
| 728 i (135 kW) Eng.M30 B28 9/77-8/86 | | | | | | | | | | | | | | | | | |
| 19-2112 | | F | | | | | 21,99 | 59,13 | | | | | 15,49 | 15,88 | | | |

BMW

| METELLI ref | Spare Parts | | F/R | L/R | | | ABS | A | B | C | D | E | F | G | H | I | L | M | Fig | NOTE |
|---|-------------|--------|-----|-----|--|--|-----|---|----|-------|-------|-----|---|---|---|---|-------|-------|-----|----------|
| 730 (135 kW) Eng.M30 B30 5/77-8/79 | | | | | | | | | | | | | | | | | | | | |
| 19-2112 | | | F | | | | | | | 21,99 | 59,13 | | | | | | 15,49 | 15,88 | | |
| 732 i (145 kW) Eng.M30 B32 9/79-8/86 | | | | | | | | | | | | | | | | | | | | |
| 19-2112 | | | F | | | | | | | 21,99 | 59,13 | | | | | | 15,49 | 15,88 | | |
| 733 i (145 kW) Eng.M30 B32 5/77-8/86 | | | | | | | | | | | | | | | | | | | | |
| 19-2112 | | | F | | | | | | | 21,99 | 59,13 | | | | | | 15,49 | 15,88 | | |
| 735 i (136 kW) Eng.M30 B34 (346KA) 5/84-9/86 | | | | | | | | | | | | | | | | | | | | |
| 19-2112 | | | F | | | | | | | 21,99 | 59,13 | | | | | | 15,49 | 15,88 | | |
| 735 i (141 kW) Eng.M30 B34 (346EC) 4/85-8/86 | | | | | | | | | | | | | | | | | | | | |
| 19-2112 | | | F | | | | | | | 21,99 | 59,13 | | | | | | 15,49 | 15,88 | | |
| 735 i (160 kW) Eng.M30 B34 (346EC) 9/82-9/86 | | | | | | | | | | | | | | | | | | | | |
| 19-2112 | | | F | | | | | | | 21,99 | 59,13 | | | | | | 15,49 | 15,88 | | |
| 735 i (160 kW) Eng.M30 B35 (346EC) 9/79-9/82 | | | | | | | | | | | | | | | | | | | | |
| 19-2112 | | | F | | | | | | | 21,99 | 59,13 | | | | | | 15,49 | 15,88 | | |
| 745 i (185 kW) Eng.M30 B32 (326TA) 4/80-4/83 | | | | | | | | | | | | | | | | | | | | |
| 19-2112 | | | F | | | | | | | 21,99 | 59,13 | | | | | | 15,49 | 15,88 | | |
| 745 i (185 kW) Eng.M30 B34 (346TA) 5/83-8/86 | | | | | | | | | | | | | | | | | | | | |
| 19-2112 | | | F | | | | | | | 21,99 | 59,13 | | | | | | 15,49 | 15,88 | | |
| 7 II (E32) 9/86-9/94 | | | | | | | | | | | | | | | | | | | | |
| 730 i,iL (138 kW) Eng.M30 B30 (306KA) 3/87-3/94 | | | | | | | | | | | | | | | | | | | | |
| 19-2119 | | -02/92 | F | | | | 48 | | | 37 | 139 | | | | | | 64 | | | Incl EDC |
| 730 i,iL (145 kW) Eng.M30 B30 (306EA) 3/85-1/89 | | | | | | | | | | | | | | | | | | | | |
| 19-2119 | | | F | | | | 48 | | | 37 | 139 | | | | | | 64 | | | |
| 730 i,iL V8 (160 kW) Eng.M60 B30 (308S1) 4/92-9/94 | | | | | | | | | | | | | | | | | | | | |
| 19-2322 | | | F | | | | 86 | | 25 | 37 | | 143 | | | | | 64,6 | | | |
| 735 i,iL (155 kW) Eng.M30 B34 (346KB) 6/86-7/92 | | | | | | | | | | | | | | | | | | | | |
| 19-2119 | | -02/92 | F | | | | 48 | | | 37 | 139 | | | | | | 64 | | | Incl EDC |

BMW

| METELLI ref | Spare Parts | F/R | L/R | ABS | A | B | C | D | E | F | G | H | I | L | M | Fig | NOTE |
|---|-------------|--------|-----|-----|---|----|----|-----|-----|---|---|---|---|------|---|-----|----------|
| 735 i,iL (162 kW) Eng.M30 B35 (Motronic,9.2:1) 7/86-1/89 | | | | | | | | | | | | | | | | | |
| 19-2119 | | F | | 48 | | | 37 | 139 | | | | | | 64 | | | |
| 740 i,iL V8 (210 kW) Eng.M60 B40 (408S1) 5/92-3/94 | | | | | | | | | | | | | | | | | |
| 19-2322 | | F | | 86 | | 25 | 37 | | 143 | | | | | 64,6 | | | |
| 750 i,iL V12 (220 kW) Eng.M70 B50 (5012A) 9/87-9/94 | | | | | | | | | | | | | | | | | |
| 19-2119 | | -02/92 | F | 48 | | | 37 | 139 | | | | | | 64 | | | Incl EDC |
| 7 III (E38) 9/94-11/01 | | | | | | | | | | | | | | | | | |
| 725 tds (105 kW) Eng.M51 D25 (256T1) 4/96-11/01 | | | | | | | | | | | | | | | | | |
| 19-2323 | | R | | | | | 45 | 85 | | | | | | 41 | | | |
| 728 i, iL (142 kW) Eng.M52 B28 (286S1), M52 B28 (286S2) 8/95-11/01 | | | | | | | | | | | | | | | | | |
| 19-2323 | | R | | | | | 45 | 85 | | | | | | 41 | | | |
| 728i X (142 kW) Eng.M52 B28 (286S1) 11/95-9/01 | | | | | | | | | | | | | | | | | |
| 19-2323 | | R | | | | | 45 | 85 | | | | | | 41 | | | |
| 730 d (135 kW) Eng.M57 D30 (306D1) 8/98-4/00 | | | | | | | | | | | | | | | | | |
| 19-2323 | | R | | | | | 45 | 85 | | | | | | 41 | | | |
| 730 d (142 kW) Eng.M57 D30 (306D1) 4/00-11/01 | | | | | | | | | | | | | | | | | |
| 19-2323 | | R | | | | | 45 | 85 | | | | | | 41 | | | |
| 730 i, iL (155 kW) Eng.M60 B30 (308S1) 10/94-11/01 | | | | | | | | | | | | | | | | | |
| 19-2323 | | R | | | | | 45 | 85 | | | | | | 41 | | | |
| 730 i, iL (160 kW) Eng.M60 B30 (308S1) 3/94-2/96 | | | | | | | | | | | | | | | | | |
| 19-2323 | | R | | | | | 45 | 85 | | | | | | 41 | | | |
| 735 i, iL (173 kW) Eng.M62 B35 (358S1) 3/96-8/98 | | | | | | | | | | | | | | | | | |
| 19-2323 | | R | | | | | 45 | 85 | | | | | | 41 | | | |
| 735 i, iL (175 kW) Eng.M62 B35 (358S2) 9/98-7/01 | | | | | | | | | | | | | | | | | |
| 19-2323 | | R | | | | | 45 | 85 | | | | | | 41 | | | |
| 740 d (180 kW) Eng.M67 D39 (398D1) 5/99-11/01 | | | | | | | | | | | | | | | | | |
| 19-2323 | | R | | | | | 45 | 85 | | | | | | 41 | | | |

BMW

| METELLI ref | Spare Parts | | F/R | L/R | | | ABS | A | B | C | D | E | F | G | H | I | L | M | Fig | NOTE |
|--|-------------|--|-----|-----|--|--|-----|---|---|------|----|-------|---|---|---|---|------|---|-----|------|
| 735 i (225 kW) Eng.N62 B40 A 3/05-12/09 | | | | | | | | | | | | | | | | | | | | |
| 19-2326 | | | F | | | | | | | | | 145 | | | | | 87,6 | | | |
| 19-2707 | | | R | | | | | | | 44,7 | 80 | 126,3 | | | | | 41 | | | |
| 735 i, Li (200 kW) Eng.N62 B36 A 11/01-2/05 | | | | | | | | | | | | | | | | | | | | |
| 19-2326 | | | F | | | | | | | | | 145 | | | | | 87,6 | | | |
| 19-2707 | | | R | | | | | | | 44,7 | 80 | 126,3 | | | | | 41 | | | |
| 740 d (190 kW) Eng.M67 D39 (398D1) 10/02-2/05 | | | | | | | | | | | | | | | | | | | | |
| 19-2326 | | | F | | | | | | | | | 145 | | | | | 87,6 | | | |
| 19-2707 | | | R | | | | | | | 44,7 | 80 | 126,3 | | | | | 41 | | | |
| 740 i, Li (225 kW) Eng.N62 B40 A 3/05-8/08 | | | | | | | | | | | | | | | | | | | | |
| 19-2326 | | | F | | | | | | | | | 145 | | | | | 87,6 | | | |
| 19-2707 | | | R | | | | | | | 44,7 | 80 | 126,3 | | | | | 41 | | | |
| 745 d (220 kW) Eng.M67 D44 (448D1) 3/05-8/05 | | | | | | | | | | | | | | | | | | | | |
| 19-2326 | | | F | | | | | | | | | 145 | | | | | 87,6 | | | |
| 19-2707 | | | R | | | | | | | 44,7 | 80 | 126,3 | | | | | 41 | | | |
| 745 d (242 kW) Eng.M67 D44 (448D1) 7/05-7/08 | | | | | | | | | | | | | | | | | | | | |
| 19-2326 | | | F | | | | | | | | | 145 | | | | | 87,6 | | | |
| 19-2707 | | | R | | | | | | | 44,7 | 80 | 126,3 | | | | | 41 | | | |
| 745 i, Li (245 kW) Eng.N62 B44 A 7/01-3/05 | | | | | | | | | | | | | | | | | | | | |
| 19-2326 | | | F | | | | | | | | | 145 | | | | | 87,6 | | | |
| 19-2707 | | | R | | | | | | | 44,7 | 80 | 126,3 | | | | | 41 | | | |
| 750 i, Li (270 kW) Eng.N62 B48 B 3/05-8/08 | | | | | | | | | | | | | | | | | | | | |
| 19-2326 | | | F | | | | | | | | | 145 | | | | | 87,6 | | | |
| 19-2707 | | | R | | | | | | | 44,7 | 80 | 126,3 | | | | | 41 | | | |
| 760 i (320 kW) Eng.N73 B60 A, N73 B60 B 2/03-8/05 | | | | | | | | | | | | | | | | | | | | |
| 19-2326 | | | F | | | | | | | | | 145 | | | | | 87,6 | | | |
| 19-2707 | | | R | | | | | | | 44,7 | 80 | 126,3 | | | | | 41 | | | |
| 760 i, Li (327 kW) Eng.N73 B60 A, N73 B60 B 1/03-8/08 | | | | | | | | | | | | | | | | | | | | |
| 19-2326 | | | F | | | | | | | | | 145 | | | | | 87,6 | | | |

BMW

| METELLI ref | Spare Parts | | F/R | L/R | | ABS | A | B | C | D | E | F | G | H | I | L | M | Fig | NOTE |
|--|-------------|--------|-----|-----|--|-----|---|----|------|-----|-------|---|---|---|---|------|---|-----|-----------------------|
| 19-2707 | | | R | | | | | | 44,7 | 80 | 126,3 | | | | | 41 | | | |
| 8 I (E31) 4/90-12/99 | | | | | | | | | | | | | | | | | | | |
| 840 Ci (210 kW) Eng.M62 B44 (448S1) 3/96-6/99 | | | | | | | | | | | | | | | | | | | |
| 19-2322 | | | F | | | 86 | | 25 | 37 | | 143 | | | | | 64,6 | | | |
| 19-2323 | | | R | | | | | | 45 | 85 | | | | | | 41 | | | |
| 840 i (210 kW) Eng.M60 B40 (408S1) 3/93-2/96 | | | | | | | | | | | | | | | | | | | |
| 19-2322 | | | F | | | 86 | | 25 | 37 | | 143 | | | | | 64,6 | | | |
| 19-2323 | | | R | | | | | | 45 | 85 | | | | | | 41 | | | |
| 850 Ci (240 kW) Eng.M73 B54 (54121) 9/94-12/99 | | | | | | | | | | | | | | | | | | | |
| 19-2322 | | | F | | | 86 | | 25 | 37 | | 143 | | | | | 64,6 | | | |
| 19-2323 | | | R | | | | | | 45 | 85 | | | | | | 41 | | | |
| 850 CSi (277 kW) Eng.S70 B56 (56121) 9/93-12/95 | | | | | | | | | | | | | | | | | | | |
| 19-2323 | | | R | | | | | | 45 | 85 | | | | | | 41 | | | |
| 850 CSi (280 kW) Eng.S70 B56 (56121) 11/92-12/96 | | | | | | | | | | | | | | | | | | | |
| 19-2323 | | | R | | | | | | 45 | 85 | | | | | | 41 | | | |
| 850 i,Ci (220 kW) Eng.M70 B50 (5012A) 1/90-8/94 | | | | | | | | | | | | | | | | | | | |
| 19-2119 | | -04/92 | F | | | 48 | | | 37 | 139 | | | | | | 64 | | | Incl EDC Ch. Sportivo |
| 19-2323 | | | R | | | | | | 45 | 85 | | | | | | 41 | | | |
| X1 II (F48) 11/14-1/70 | | | | | | | | | | | | | | | | | | | |
| sDrive 18 i (103 kW) Eng.B38 A15 A 7/17-1/70 | | | | | | | | | | | | | | | | | | | |
| 19-8200 | | | R | | | | | | | | 142 | | | | | 106 | | | |
| xDrive 18 d (100 kW) Eng.B47 C20 A 11/14-1/70 | | | | | | | | | | | | | | | | | | | |
| 19-8200 | | | R | | | | | | | | 142 | | | | | 106 | | | |
| xDrive 18 d (110 kW) Eng.B47 C20 A, B47 C20 B (03.18-) 11/14-1/70 | | | | | | | | | | | | | | | | | | | |
| 19-8200 | | | R | | | | | | | | 142 | | | | | 106 | | | |
| xDrive 20 d (120 kW) Eng.B47 C20 A, B47 C20 B (11.17-) 7/15-1/70 | | | | | | | | | | | | | | | | | | | |
| 19-8200 | | | R | | | | | | | | 142 | | | | | 106 | | | |

BMW

| METELLI ref | Spare Parts | F/R | L/R | ABS | A | B | C | D | E | F | G | H | I | L | M | Fig | NOTE |
|--|-------------|-----|-----|-----|---|---|---|---|-----|---|---|---|---|-----|---|-----|------|
| xDrive 20 d (140 kW) Eng.B47 C20 A, B47 C20 B (11.17-.) 7/15-1/70 | | | | | | | | | | | | | | | | | |
| 19-8200 | | R | | | | | | | 142 | | | | | 106 | | | |
| xDrive 20 i (141 kW) Eng.B48 A20 A, B48 A20 B, B48 A20 F (03.18-.) 7/15-1/70 | | | | | | | | | | | | | | | | | |
| 19-8200 | | R | | | | | | | 142 | | | | | 106 | | | |
| xDrive 25 d (170 kW) Eng.B47 C20 B 11/14-1/70 | | | | | | | | | | | | | | | | | |
| 19-8200 | | R | | | | | | | 142 | | | | | 106 | | | |
| xDrive 25 e (162 kW) Eng.B38 A15 A 3/20-1/70 | | | | | | | | | | | | | | | | | |
| 19-8200 | | R | | | | | | | 142 | | | | | 106 | | | |
| xDrive 25 i (170 kW) Eng.B42 S20 A (03.18-.), B46 A20 B, B48 A20 B (07.15-. 7/15-1/70 | | | | | | | | | | | | | | | | | |
| 19-8200 | | R | | | | | | | 142 | | | | | 106 | | | |
| X2 (F39) 11/17-1/70 | | | | | | | | | | | | | | | | | |
| M235 i (225 kW) Eng.B48 A20 E 11/18-1/70 | | | | | | | | | | | | | | | | | |
| 19-8200 | | R | | | | | | | 142 | | | | | 106 | | | |
| sDrive 18 d (100 kW) Eng.B47 C20 A, B47 C20 B 3/18-1/70 | | | | | | | | | | | | | | | | | |
| 19-8200 | | R | | | | | | | 142 | | | | | 106 | | | |
| sDrive 18 d (110 kW) Eng.B47 C20 A, B47 C20 B 3/18-1/70 | | | | | | | | | | | | | | | | | |
| 19-8200 | | R | | | | | | | 142 | | | | | 106 | | | |
| sDrive 20 d (120 kW) Eng.B47 C20 A, B47 C20 B 11/18-1/70 | | | | | | | | | | | | | | | | | |
| 19-8200 | | R | | | | | | | 142 | | | | | 106 | | | |
| sDrive 20 d (140 kW) Eng.B47 C20 A, B47 C20 B 11/18-1/70 | | | | | | | | | | | | | | | | | |
| 19-8200 | | R | | | | | | | 142 | | | | | 106 | | | |
| xDrive 18 d (100 kW) Eng.B47 C20 A, B47 C20 B 3/18-1/70 | | | | | | | | | | | | | | | | | |
| 19-8200 | | R | | | | | | | 142 | | | | | 106 | | | |
| xDrive 18 d (110 kW) Eng.B47 C20 B 3/18-1/70 | | | | | | | | | | | | | | | | | |
| 19-8200 | | R | | | | | | | 142 | | | | | 106 | | | |
| xDrive 20 d (120 kW) Eng.B47 C20 A, B47 C20 B 11/17-1/70 | | | | | | | | | | | | | | | | | |
| 19-8200 | | R | | | | | | | 142 | | | | | 106 | | | |

BMW

| METELLI ref | Spare Parts | | F/R | L/R | | | ABS | A | B | C | D | E | F | G | H | I | L | M | Fig | NOTE |
|---|-------------|--|-----|-----|--|--|-----|---|---|------|------|---|---|---|---|---|------|---|-----|------|
| 3.0 d (155 kW) Eng.M57 D30 (306D3) 9/05-8/08 | | | | | | | | | | | | | | | | | | | | |
| 19-2323 | | | R | | | | | | | 45 | 85 | | | | | | 41 | | | |
| 3.0 d (160 kW) Eng.M57 D30 (306D3) 9/05-8/08 | | | | | | | | | | | | | | | | | | | | |
| 19-2319 | | | F | | | | | | | 48,9 | 90,3 | | | | | | 45,1 | | | |
| 19-2323 | | | R | | | | | | | 45 | 85 | | | | | | 41 | | | |
| 3.0 i xDrive (170 kW) Eng.M54 B30 (306S3) 9/03-7/06 | | | | | | | | | | | | | | | | | | | | |
| 19-2319 | | | F | | | | | | | 48,9 | 90,3 | | | | | | 45,1 | | | |
| 19-2323 | | | R | | | | | | | 45 | 85 | | | | | | 41 | | | |
| 3.0 sd (210 kW) Eng.M57 D30 (306D5) 9/06-8/08 | | | | | | | | | | | | | | | | | | | | |
| 19-2319 | | | F | | | | | | | 48,9 | 90,3 | | | | | | 45,1 | | | |
| 19-2323 | | | R | | | | | | | 45 | 85 | | | | | | 41 | | | |
| 3.0 si (194 kW) Eng.N52 B30 A 9/06-8/08 | | | | | | | | | | | | | | | | | | | | |
| 19-2323 | | | R | | | | | | | 45 | 85 | | | | | | 41 | | | |
| 3.0 si (200 kW) Eng.N52 B30 A, N52 B30 BF 8/06-8/08 | | | | | | | | | | | | | | | | | | | | |
| 19-2319 | | | F | | | | | | | 48,9 | 90,3 | | | | | | 45,1 | | | |
| 19-2323 | | | R | | | | | | | 45 | 85 | | | | | | 41 | | | |
| xDrive 18 d (100 kW) Eng.N47 D20 C 4/09-12/11 | | | | | | | | | | | | | | | | | | | | |
| 19-2319 | | | F | | | | | | | 48,9 | 90,3 | | | | | | 45,1 | | | |
| 19-2323 | | | R | | | | | | | 45 | 85 | | | | | | 41 | | | |
| xDrive 18 d (105 kW) Eng.N47 D20 C 9/08-12/11 | | | | | | | | | | | | | | | | | | | | |
| 19-2319 | | | F | | | | | | | 48,9 | 90,3 | | | | | | 45,1 | | | |
| 19-2323 | | | R | | | | | | | 45 | 85 | | | | | | 41 | | | |
| xDrive 20 d (120 kW) Eng.N47 D20 A (-02.09), N47 D20 C (03.09-.) 9/08-8/10 | | | | | | | | | | | | | | | | | | | | |
| 19-2319 | | | F | | | | | | | 48,9 | 90,3 | | | | | | 45,1 | | | |
| 19-2323 | | | R | | | | | | | 45 | 85 | | | | | | 41 | | | |
| xDrive 20 d (130 kW) Eng.N47 D20 A (-02.09), N47 D20 C (03.09-.) 9/08-8/10 | | | | | | | | | | | | | | | | | | | | |
| 19-2319 | | | F | | | | | | | 48,9 | 90,3 | | | | | | 45,1 | | | |
| xDrive 20 i (110 kW) Eng.N46 B20 B 9/08-8/11 | | | | | | | | | | | | | | | | | | | | |
| 19-2319 | | | F | | | | | | | 48,9 | 90,3 | | | | | | 45,1 | | | |

BMW

| METELLI ref | Spare Parts | | F/R | L/R | | ABS | A | B | C | D | E | F | G | H | I | L | M | Fig | NOTE |
|---|-------------|--|-----|-----|--|-----|---|---|------|------|---|---|---|---|---|------|---|-----|------|
| 19-2323 | | | R | | | | | | 45 | 85 | | | | | | 41 | | | |
| xDrive 25 i (155 kW) Eng.N52 B25 A, N52 B25 AF, N52 B25 BF 9/08-8/10 | | | | | | | | | | | | | | | | | | | |
| 19-2319 | | | F | | | | | | 48,9 | 90,3 | | | | | | 45,1 | | | |
| 19-2323 | | | R | | | | | | 45 | 85 | | | | | | 41 | | | |
| xDrive 25 i (160 kW) Eng.N52 B25 A, N52 B25 AF, N52 B25 BF 9/08-8/10 | | | | | | | | | | | | | | | | | | | |
| 19-2319 | | | F | | | | | | 48,9 | 90,3 | | | | | | 45,1 | | | |
| 19-2323 | | | R | | | | | | 45 | 85 | | | | | | 41 | | | |
| xDrive 30 d (155 kW) Eng.M57 D30 (306D3) 9/08-8/10 | | | | | | | | | | | | | | | | | | | |
| 19-2319 | | | F | | | | | | 48,9 | 90,3 | | | | | | 45,1 | | | |
| 19-2323 | | | R | | | | | | 45 | 85 | | | | | | 41 | | | |
| xDrive 30 d (160 kW) Eng.M57 D30 (306D3) 9/08-8/10 | | | | | | | | | | | | | | | | | | | |
| 19-2319 | | | F | | | | | | 48,9 | 90,3 | | | | | | 45,1 | | | |
| 19-2323 | | | R | | | | | | 45 | 85 | | | | | | 41 | | | |
| xDrive 30 i (194 kW) Eng.N52 B30 A 9/08-8/10 | | | | | | | | | | | | | | | | | | | |
| 19-2323 | | | R | | | | | | 45 | 85 | | | | | | 41 | | | |
| xDrive 30 i (200 kW) Eng.N52 B30 A, N52 B30 BF 9/08-8/10 | | | | | | | | | | | | | | | | | | | |
| 19-2319 | | | F | | | | | | 48,9 | 90,3 | | | | | | 45,1 | | | |
| 19-2323 | | | R | | | | | | 45 | 85 | | | | | | 41 | | | |
| xDrive 35 d (210 kW) Eng.M57 D30 (306D5) 9/08-8/11 | | | | | | | | | | | | | | | | | | | |
| 19-2319 | | | F | | | | | | 48,9 | 90,3 | | | | | | 45,1 | | | |
| 19-2323 | | | R | | | | | | 45 | 85 | | | | | | 41 | | | |
| X3 II (F25) 9/10-1/70 | | | | | | | | | | | | | | | | | | | |
| sDrive 18 d (100 kW) Eng.N47 D20 C 10/12-3/14 | | | | | | | | | | | | | | | | | | | |
| 19-8189 | | | R | | | | | | 49 | 92 | | | | | | 45 | | | |
| sDrive 18 d (105 kW) Eng.N47 D20 C 10/12-3/14 | | | | | | | | | | | | | | | | | | | |
| 19-8189 | | | R | | | | | | 49 | 92 | | | | | | 45 | | | |
| sDrive 18 d (110 kW) Eng.B47 D20 A 4/14-8/17 | | | | | | | | | | | | | | | | | | | |
| 19-8189 | | | R | | | | | | 49 | 92 | | | | | | 45 | | | |

BMW

| METELLI ref | Spare Parts | | F/R | L/R | | ABS | A | B | C | D | E | F | G | H | I | L | M | Fig | NOTE |
|--|-------------|--|-----|-----|--|-----|---|---|----|----|---|---|---|---|---|---|---|-----|------|
| sDrive 20 i (125 kW) Eng.N20 B16 A 4/14-8/17 | | | | | | | | | | | | | | | | | | | |
| 19-8189 | | | R | | | | | | 49 | 92 | | | | | | | | 45 | |
| sDrive 20 i (135 kW) Eng.N20 B20 A 4/14-8/17 | | | | | | | | | | | | | | | | | | | |
| 19-8189 | | | R | | | | | | 49 | 92 | | | | | | | | 45 | |
| xDrive 20 d (120 kW) Eng.B47 D20 A (04.14-), N47 D20 C (-03.14) 9/10-8/17 | | | | | | | | | | | | | | | | | | | |
| 19-8189 | | | R | | | | | | 49 | 92 | | | | | | | | 45 | |
| xDrive 20 d (135 kW) Eng.N47 D20 C 9/10-3/14 | | | | | | | | | | | | | | | | | | | |
| 19-8189 | | | R | | | | | | 49 | 92 | | | | | | | | 45 | |
| xDrive 20 d (140 kW) Eng.B47 D20 A 4/14-8/17 | | | | | | | | | | | | | | | | | | | |
| 19-8189 | | | R | | | | | | 49 | 92 | | | | | | | | 45 | |
| xDrive 20 i (135 kW) Eng.N20 B20 A 10/11-8/17 | | | | | | | | | | | | | | | | | | | |
| 19-8189 | | | R | | | | | | 49 | 92 | | | | | | | | 45 | |
| xDrive 28 i (180 kW) Eng.N20 B20 A 4/12-8/17 | | | | | | | | | | | | | | | | | | | |
| 19-8189 | | | R | | | | | | 49 | 92 | | | | | | | | 45 | |
| xDrive 28 i (190 kW) Eng.N52 B30 A, N52 B30 AF, N52 B30 BF 1/11-10/12 | | | | | | | | | | | | | | | | | | | |
| 19-8189 | | | R | | | | | | 49 | 92 | | | | | | | | 45 | |
| xDrive 30 d (155 kW) Eng.N57 D30 A 4/11-8/17 | | | | | | | | | | | | | | | | | | | |
| 19-8189 | | | R | | | | | | 49 | 92 | | | | | | | | 45 | |
| xDrive 30 d (183 kW) Eng.N57 D30 A 6/11-8/17 | | | | | | | | | | | | | | | | | | | |
| 19-8189 | | | R | | | | | | 49 | 92 | | | | | | | | 45 | |
| xDrive 30 d (190 kW) Eng.N57 D30 A 4/11-8/17 | | | | | | | | | | | | | | | | | | | |
| 19-8189 | | | R | | | | | | 49 | 92 | | | | | | | | 45 | |
| xDrive 30 d (204 kW) Eng.N57 D30 A 6/16-8/17 | | | | | | | | | | | | | | | | | | | |
| 19-8189 | | | R | | | | | | 49 | 92 | | | | | | | | 45 | |
| xDrive 30 d (210 kW) Eng.N57 D30 A 4/11-5/16 | | | | | | | | | | | | | | | | | | | |
| 19-8189 | | | R | | | | | | 49 | 92 | | | | | | | | 45 | |
| xDrive 35 d (230 kW) Eng.N57 D30 B 10/11-8/17 | | | | | | | | | | | | | | | | | | | |
| 19-8189 | | | R | | | | | | 49 | 92 | | | | | | | | 45 | |

BMW

| METELLI ref | Spare Parts | | F/R | L/R | | | ABS | A | B | C | D | E | F | G | H | I | L | M | Fig | NOTE |
|---|-------------|--------|-----|-----|--|--|-----|---|---|------|------|-------|---|---|---|---|---|------|-----|------|
| xDrive 35 i (225 kW) Eng.N55 B30 A 4/14-3/18 | | | | | | | | | | | | | | | | | | | | |
| 19-8189 | | | R | | | | | | | 49 | 92 | | | | | | | 45 | | |
| X5 I (E53) 5/00-12/06 | | | | | | | | | | | | | | | | | | | | |
| 3.0 d (135 kW) Eng.M57 D30 (306D1) 4/01-9/03 | | | | | | | | | | | | | | | | | | | | |
| 19-2319 | | | F | | | | | | | 48,9 | 90,3 | | | | | | | 45,1 | | |
| 19-2707 | | | R | | | | | | | 44,7 | 80 | 126,3 | | | | | | 41 | | |
| 3.0 d (155 kW) Eng.M57 D30 (306D2) 10/03-9/06 | | | | | | | | | | | | | | | | | | | | |
| 19-2319 | | | F | | | | | | | 48,9 | 90,3 | | | | | | | 45,1 | | |
| 19-2707 | | | R | | | | | | | 44,7 | 80 | 126,3 | | | | | | 41 | | |
| 3.0 d (160 kW) Eng.M57 D30 (306D2) 10/03-9/06 | | | | | | | | | | | | | | | | | | | | |
| 19-2319 | | | F | | | | | | | 48,9 | 90,3 | | | | | | | 45,1 | | |
| 19-2707 | | | R | | | | | | | 44,7 | 80 | 126,3 | | | | | | 41 | | |
| 3.0 i (170 kW) Eng.M54 B30 (306S3) 4/00-10/06 | | | | | | | | | | | | | | | | | | | | |
| 19-2319 | | | F | | | | | | | 48,9 | 90,3 | | | | | | | 45,1 | | |
| 19-2707 | | -09/03 | R | | | | | | | 44,7 | 80 | 126,3 | | | | | | 41 | | |
| 4.4 i (210 kW) Eng.M62 B44 (448S2) 1/00-9/03 | | | | | | | | | | | | | | | | | | | | |
| 19-2319 | | | F | | | | | | | 48,9 | 90,3 | | | | | | | 45,1 | | |
| 19-2707 | | | R | | | | | | | 44,7 | 80 | 126,3 | | | | | | 41 | | |
| 4.4 i (235 kW) Eng.N62 B44 A 10/03-10/06 | | | | | | | | | | | | | | | | | | | | |
| 19-2319 | | | F | | | | | | | 48,9 | 90,3 | | | | | | | 45,1 | | |
| 19-2707 | | | R | | | | | | | 44,7 | 80 | 126,3 | | | | | | 41 | | |
| 4.6 is (255 kW) Eng.M62 B46 (468S1) 10/01-9/03 | | | | | | | | | | | | | | | | | | | | |
| 19-2319 | | | F | | | | | | | 48,9 | 90,3 | | | | | | | 45,1 | | |
| 19-2707 | | | R | | | | | | | 44,7 | 80 | 126,3 | | | | | | 41 | | |
| 4.8 is (265 kW) Eng.N62 B48 A 4/04-9/06 | | | | | | | | | | | | | | | | | | | | |
| 19-2319 | | | F | | | | | | | 48,9 | 90,3 | | | | | | | 45,1 | | |

BMW

| METELLI ref | Spare Parts | | F/R | L/R | | ABS | A | B | C | D | E | F | G | H | I | L | M | Fig | NOTE |
|--|-------------|--|-----|-----|--|-----|---|---|------|-----|-------|---|---|---|----|------|---|-----|------|
| 19-2707 | | | R | | | | | | 44,7 | 80 | 126,3 | | | | | 41 | | | |
| X5 II (E70) 2/06-7/13 | | | | | | | | | | | | | | | | | | | |
| 3.0 d (155 kW) Eng.M57 D30 (306D3) 2/07-9/08 | | | | | | | | | | | | | | | | | | | |
| 19-2786 | | | F | | | | | | | | 144 | | | | | | | | |
| 19-2889 | | | R | | | | | | 51 | 100 | 139 | | | | 50 | 46,5 | | | |
| 3.0 d (173 kW) Eng.M57 D30 (306D3) 12/06-9/08 | | | | | | | | | | | | | | | | | | | |
| 19-2786 | | | F | | | | | | | | 144 | | | | | | | | |
| 19-2889 | | | R | | | | | | 51 | 100 | 139 | | | | 50 | 46,5 | | | |
| 3.0 sd (210 kW) Eng.M57 D30 (306D5) 10/07-9/08 | | | | | | | | | | | | | | | | | | | |
| 19-2786 | | | F | | | | | | | | 144 | | | | | | | | |
| 19-2889 | | | R | | | | | | 51 | 100 | 139 | | | | 50 | 46,5 | | | |
| 3.0 si (200 kW) Eng.N52 B30 A, N52 B30 AF, N52 B30 BF 10/06-9/08 | | | | | | | | | | | | | | | | | | | |
| 19-2786 | | | F | | | | | | | | 144 | | | | | | | | |
| 19-2889 | | | R | | | | | | 51 | 100 | 139 | | | | 50 | 46,5 | | | |
| 4.8 i xDrive (261 kW) Eng.N62 B48 B 10/06-9/08 | | | | | | | | | | | | | | | | | | | |
| 19-2786 | | | F | | | | | | | | 144 | | | | | | | | |
| 19-2889 | | | R | | | | | | 51 | 100 | 139 | | | | 50 | 46,5 | | | |
| M (408 kW) Eng.S63 B44 A 7/09-7/13 | | | | | | | | | | | | | | | | | | | |
| 19-2889 | | | R | | | | | | 51 | 100 | 139 | | | | 50 | 46,5 | | | |
| M 50 d (280 kW) Eng.N57 D30 C 8/11-6/13 | | | | | | | | | | | | | | | | | | | |
| 19-2786 | | | F | | | | | | | | 144 | | | | | | | | |
| 19-2889 | | | R | | | | | | 51 | 100 | 139 | | | | 50 | 46,5 | | | |
| xDrive 30 d (155 kW) Eng.M57 D30 (306D3) (-.03.10), N57 D30 A (04.10-) 10/08-7/13 | | | | | | | | | | | | | | | | | | | |
| 19-2786 | | | F | | | | | | | | 144 | | | | | | | | |
| 19-2889 | | | R | | | | | | 51 | 100 | 139 | | | | 50 | 46,5 | | | |
| xDrive 30 d (173 kW) Eng.M57 D30 (306D3) 10/08-3/10 | | | | | | | | | | | | | | | | | | | |
| 19-2786 | | | F | | | | | | | | 144 | | | | | | | | |
| 19-2889 | | | R | | | | | | 51 | 100 | 139 | | | | 50 | 46,5 | | | |

BMW

| METELLI ref | Spare Parts | | F/R | L/R | | | ABS | A | B | C | D | E | F | G | H | I | L | M | Fig | NOTE |
|--|-------------|--|-----|-----|--|--|-----|---|---|----|-----|-----|---|---|---|----|------|---|-----|------|
| xDrive 30 d (180 kW) Eng.N57 D30 A 4/10-7/13 | | | | | | | | | | | | | | | | | | | | |
| 19-2786 | | | F | | | | | | | | | 144 | | | | | | | | |
| 19-2889 | | | R | | | | | | | 51 | 100 | 139 | | | | 50 | 46,5 | | | |
| xDrive 30 i (172 kW) Eng.N52 B30 A 2/07-12/12 | | | | | | | | | | | | | | | | | | | | |
| 19-2786 | | | F | | | | | | | | | 144 | | | | | | | | |
| 19-2889 | | | R | | | | | | | 51 | 100 | 139 | | | | 50 | 46,5 | | | |
| xDrive 30 i (194 kW) Eng.N52 B30 A 9/08-12/10 | | | | | | | | | | | | | | | | | | | | |
| 19-2786 | | | F | | | | | | | | | 144 | | | | | | | | |
| 19-2889 | | | R | | | | | | | 51 | 100 | 139 | | | | 50 | 46,5 | | | |
| xDrive 30 i (200 kW) Eng.N52 B30 A 10/08-3/10 | | | | | | | | | | | | | | | | | | | | |
| 19-2786 | | | F | | | | | | | | | 144 | | | | | | | | |
| 19-2889 | | | R | | | | | | | 51 | 100 | 139 | | | | 50 | 46,5 | | | |
| xDrive 35 d (210 kW) Eng.M57 D30 (306D5) 10/08-7/13 | | | | | | | | | | | | | | | | | | | | |
| 19-2786 | | | F | | | | | | | | | 144 | | | | | | | | |
| 19-2889 | | | R | | | | | | | 51 | 100 | 139 | | | | 50 | 46,5 | | | |
| xDrive 35 i (225 kW) Eng.N55 B30 A 4/10-7/13 | | | | | | | | | | | | | | | | | | | | |
| 19-2786 | | | F | | | | | | | | | 144 | | | | | | | | |
| 19-2889 | | | R | | | | | | | 51 | 100 | 139 | | | | 50 | 46,5 | | | |
| xDrive 35 i (235 kW) Eng.N55 B30 A 2/12-6/13 | | | | | | | | | | | | | | | | | | | | |
| 19-2786 | | | F | | | | | | | | | 144 | | | | | | | | |
| 19-2889 | | | R | | | | | | | 51 | 100 | 139 | | | | 50 | 46,5 | | | |
| xDrive 40 d (225 kW) Eng.N57 D30 B 9/10-6/13 | | | | | | | | | | | | | | | | | | | | |
| 19-2786 | | | F | | | | | | | | | 144 | | | | | | | | |
| 19-2889 | | | R | | | | | | | 51 | 100 | 139 | | | | 50 | 46,5 | | | |
| xDrive 40 i (225 kW) Eng.N55 B30 A 1/12-6/13 | | | | | | | | | | | | | | | | | | | | |
| 19-2786 | | | F | | | | | | | | | 144 | | | | | | | | |
| 19-2889 | | | R | | | | | | | 51 | 100 | 139 | | | | 50 | 46,5 | | | |
| xDrive 48 i (261 kW) Eng.N62 B48 B 10/08-3/10 | | | | | | | | | | | | | | | | | | | | |
| 19-2786 | | | F | | | | | | | | | 144 | | | | | | | | |

BMW

| METELLI ref | Spare Parts | | F/R | L/R | | | ABS | A | B | C | D | E | F | G | H | I | L | M | Fig | NOTE |
|---|-------------|--|-----|-----|--|--|-----|---|---|----|-----|-----|---|---|---|----|------|---|-----|------|
| 19-2889 | | | R | | | | | | | 51 | 100 | 139 | | | | 50 | 46,5 | | | |
| xDrive 50 i (300 kW) Eng.N63 B44 A 4/10-7/13 | | | | | | | | | | | | | | | | | | | | |
| 19-2786 | | | F | | | | | | | | | 144 | | | | | | | | |
| 19-2889 | | | R | | | | | | | 51 | 100 | 139 | | | | 50 | 46,5 | | | |
| X5 III (F15, F85) 7/13-1/70 | | | | | | | | | | | | | | | | | | | | |
| M (423 kW) Eng.S63 B44 B 12/14-7/18 | | | | | | | | | | | | | | | | | | | | |
| 19-2786 | | | F | | | | | | | | | 144 | | | | | | | | |
| 19-2889 | | | R | | | | | | | 51 | 100 | 139 | | | | 50 | 46,5 | | | |
| M 50 d (280 kW) Eng.N57 D30 C 12/13-7/18 | | | | | | | | | | | | | | | | | | | | |
| 19-2786 | | | F | | | | | | | | | 144 | | | | | | | | |
| 19-2889 | | | R | | | | | | | 51 | 100 | 139 | | | | 50 | 46,5 | | | |
| sDrive 25 d (155 kW) Eng.B47 D20 B (08.15-), N47 D20 D (-07.15) 12/13-7/18 | | | | | | | | | | | | | | | | | | | | |
| 19-2889 | | | R | | | | | | | 51 | 100 | 139 | | | | 50 | 46,5 | | | |
| sDrive 25 d (160 kW) Eng.N47 D20 D 12/13-7/15 | | | | | | | | | | | | | | | | | | | | |
| 19-2889 | | | R | | | | | | | 51 | 100 | 139 | | | | 50 | 46,5 | | | |
| sDrive 25 d (170 kW) Eng.B47 D20 B 8/15-7/18 | | | | | | | | | | | | | | | | | | | | |
| 19-2889 | | | R | | | | | | | 51 | 100 | 139 | | | | 50 | 46,5 | | | |
| sDrive 35 i (225 kW) Eng.N55 B30 A 8/13-7/18 | | | | | | | | | | | | | | | | | | | | |
| 19-2889 | | | R | | | | | | | 51 | 100 | 139 | | | | 50 | 46,5 | | | |
| xDrive 25 d (155 kW) Eng.N47 D20 D 12/13-7/15 | | | | | | | | | | | | | | | | | | | | |
| 19-2786 | | | F | | | | | | | | | 144 | | | | | | | | |
| 19-2889 | | | R | | | | | | | 51 | 100 | 139 | | | | 50 | 46,5 | | | |
| xDrive 25 d (160 kW) Eng.N47 D20 D 12/13-7/15 | | | | | | | | | | | | | | | | | | | | |
| 19-2786 | | | F | | | | | | | | | 144 | | | | | | | | |
| 19-2889 | | | R | | | | | | | 51 | 100 | 139 | | | | 50 | 46,5 | | | |
| xDrive 25 d (160 kW) Eng.N57 D30 A 4/14-7/18 | | | | | | | | | | | | | | | | | | | | |
| 19-2786 | | | F | | | | | | | | | 144 | | | | | | | | |
| 19-2889 | | | R | | | | | | | 51 | 100 | 139 | | | | 50 | 46,5 | | | |

BMW

| METELLI ref | Spare Parts | | F/R | L/R | | | ABS | A | B | C | D | E | F | G | H | I | L | M | Fig | NOTE |
|--|-------------|--|-----|-----|--|--|-----|---|---|----|-----|-----|---|---|---|----|------|---|-----|------|
| xDrive 25 d (170 kW) Eng.B47 D20 B 8/15-7/18 | | | | | | | | | | | | | | | | | | | | |
| 19-2786 | | | F | | | | | | | | | 144 | | | | | | | | |
| 19-2889 | | | R | | | | | | | 51 | 100 | 139 | | | | 50 | 46,5 | | | |
| xDrive 28 i (180 kW) Eng.N20 B20 A 6/15-7/18 | | | | | | | | | | | | | | | | | | | | |
| 19-2786 | | | F | | | | | | | | | 144 | | | | | | | | |
| 19-2889 | | | R | | | | | | | 51 | 100 | 139 | | | | 50 | 46,5 | | | |
| xDrive 30 d (183 kW) Eng.N57 D30 A 12/13-7/18 | | | | | | | | | | | | | | | | | | | | |
| 19-2786 | | | F | | | | | | | | | 144 | | | | | | | | |
| 19-2889 | | | R | | | | | | | 51 | 100 | 139 | | | | 50 | 46,5 | | | |
| xDrive 30 d (190 kW) Eng.N57 D30 A 8/13-7/18 | | | | | | | | | | | | | | | | | | | | |
| 19-2786 | | | F | | | | | | | | | 144 | | | | | | | | |
| 19-2889 | | | R | | | | | | | 51 | 100 | 139 | | | | 50 | 46,5 | | | |
| xDrive 30 d (204 kW) Eng.N57 D30 A 8/13-7/18 | | | | | | | | | | | | | | | | | | | | |
| 19-2786 | | | F | | | | | | | | | 144 | | | | | | | | |
| 19-2889 | | | R | | | | | | | 51 | 100 | 139 | | | | 50 | 46,5 | | | |
| xDrive 30 d (210 kW) Eng.N57 D30 A 8/13-7/18 | | | | | | | | | | | | | | | | | | | | |
| 19-2786 | | | F | | | | | | | | | 144 | | | | | | | | |
| 19-2889 | | | R | | | | | | | 51 | 100 | 139 | | | | 50 | 46,5 | | | |
| xDrive 35 i (225 kW) Eng.N55 B30 A 12/13-7/18 | | | | | | | | | | | | | | | | | | | | |
| 19-2786 | | | F | | | | | | | | | 144 | | | | | | | | |
| 19-2889 | | | R | | | | | | | 51 | 100 | 139 | | | | 50 | 46,5 | | | |
| xDrive 35 i (240 kW) Eng.N55 B30 A 12/13-7/18 | | | | | | | | | | | | | | | | | | | | |
| 19-2786 | | | F | | | | | | | | | 144 | | | | | | | | |
| 19-2889 | | | R | | | | | | | 51 | 100 | 139 | | | | 50 | 46,5 | | | |
| xDrive 40 d (230 kW) Eng.N57 D30 B 12/13-7/18 | | | | | | | | | | | | | | | | | | | | |
| 19-2786 | | | F | | | | | | | | | 144 | | | | | | | | |
| 19-2889 | | | R | | | | | | | 51 | 100 | 139 | | | | 50 | 46,5 | | | |
| xDrive 40e (155 kW) Eng.N20 B20 A 8/15-7/18 | | | | | | | | | | | | | | | | | | | | |
| 19-2786 | | | F | | | | | | | | | 144 | | | | | | | | |

BMW

| METELLI ref | Spare Parts | | F/R | L/R | | | ABS | A | B | C | D | E | F | G | H | I | L | M | Fig | NOTE |
|--|-------------|--|-----|-----|--|--|-----|---|---|----|-----|-----|---|---|---|----|------|---|-----|------|
| 19-2889 | | | R | | | | | | | 51 | 100 | 139 | | | | 50 | 46,5 | | | |
| xDrive 40e (180 kW) Eng.N20 B20 A 8/15-7/18 | | | | | | | | | | | | | | | | | | | | |
| 19-2786 | | | F | | | | | | | | | 144 | | | | | | | | |
| 19-2889 | | | R | | | | | | | 51 | 100 | 139 | | | | 50 | 46,5 | | | |
| xDrive 40e (205 kW) Eng.N20 B20 A 8/15-7/18 | | | | | | | | | | | | | | | | | | | | |
| 19-2889 | | | R | | | | | | | 51 | 100 | 139 | | | | 50 | 46,5 | | | |
| xDrive 40e (230 kW) Eng.N20 B20 A 8/15-7/18 | | | | | | | | | | | | | | | | | | | | |
| 19-2786 | | | F | | | | | | | | | 144 | | | | | | | | |
| 19-2889 | | | R | | | | | | | 51 | 100 | 139 | | | | 50 | 46,5 | | | |
| xDrive 50 i (330 kW) Eng.N63 B44 B 8/13-7/18 | | | | | | | | | | | | | | | | | | | | |
| 19-2889 | | | R | | | | | | | 51 | 100 | 139 | | | | 50 | 46,5 | | | |
| X6 I (E71, E72) 6/07-7/14 | | | | | | | | | | | | | | | | | | | | |
| ActiveHybrid (357 kW) Eng.N63 B44 A 1/09-10/11 | | | | | | | | | | | | | | | | | | | | |
| 19-2889 | | | R | | | | | | | 51 | 100 | 139 | | | | 50 | 46,5 | | | |
| ActiveHybrid xDrive (300 kW) Eng.N63 B44 A 1/09-10/11 | | | | | | | | | | | | | | | | | | | | |
| 19-2889 | | | R | | | | | | | 51 | 100 | 139 | | | | 50 | 46,5 | | | |
| M (408 kW) Eng.S63 B44 A 7/09-7/14 | | | | | | | | | | | | | | | | | | | | |
| 19-2889 | | | R | | | | | | | 51 | 100 | 139 | | | | 50 | 46,5 | | | |
| M 50 d (280 kW) Eng.N57 D30 C 8/11-6/14 | | | | | | | | | | | | | | | | | | | | |
| 19-2786 | | | F | | | | | | | | | 144 | | | | | | | | |
| 19-2889 | | | R | | | | | | | 51 | 100 | 139 | | | | 50 | 46,5 | | | |
| xDrive 30 d (155 kW) Eng.N57 D30 A 4/10-7/14 | | | | | | | | | | | | | | | | | | | | |
| 19-2786 | | | F | | | | | | | | | 144 | | | | | | | | |
| 19-2889 | | | R | | | | | | | 51 | 100 | 139 | | | | 50 | 46,5 | | | |
| xDrive 30 d (173 kW) Eng.M57 D30 (306D3) 4/08-3/10 | | | | | | | | | | | | | | | | | | | | |
| 19-2786 | | | F | | | | | | | | | 144 | | | | | | | | |
| 19-2889 | | | R | | | | | | | 51 | 100 | 139 | | | | 50 | 46,5 | | | |

BMW

| METELLI ref | Spare Parts | | F/R | L/R | | | ABS | A | B | C | D | E | F | G | H | I | L | M | Fig | NOTE |
|--|-------------|--|-----|-----|--|--|-----|---|---|----|-----|-----|---|---|---|----|------|---|-----|------|
| xDrive 30 d (180 kW) Eng.N57 D30 A 4/10-7/14 | | | | | | | | | | | | | | | | | | | | |
| 19-2786 | | | F | | | | | | | | | 144 | | | | | | | | |
| 19-2889 | | | R | | | | | | | 51 | 100 | 139 | | | | 50 | 46,5 | | | |
| xDrive 35 d (210 kW) Eng.M57 D30 (306D5) 1/08-3/10 | | | | | | | | | | | | | | | | | | | | |
| 19-2786 | | | F | | | | | | | | | 144 | | | | | | | | |
| 19-2889 | | | R | | | | | | | 51 | 100 | 139 | | | | 50 | 46,5 | | | |
| xDrive 35 i (224 kW) Eng.N54 B30 A, N55 B30 A 1/08-6/14 | | | | | | | | | | | | | | | | | | | | |
| 19-2786 | | | F | | | | | | | | | 144 | | | | | | | | |
| 19-2889 | | | R | | | | | | | 51 | 100 | 139 | | | | 50 | 46,5 | | | |
| xDrive 35 i (225 kW) Eng.N54 B30 A, N55 B30 A 1/08-7/14 | | | | | | | | | | | | | | | | | | | | |
| 19-2786 | | | F | | | | | | | | | 144 | | | | | | | | |
| 19-2889 | | | R | | | | | | | 51 | 100 | 139 | | | | 50 | 46,5 | | | |
| xDrive 35 i (235 kW) Eng.N55 B30 A 8/12-6/14 | | | | | | | | | | | | | | | | | | | | |
| 19-2786 | | | F | | | | | | | | | 144 | | | | | | | | |
| 19-2889 | | | R | | | | | | | 51 | 100 | 139 | | | | 50 | 46,5 | | | |
| xDrive 35 i (240 kW) Eng.N54 B30 A 6/07-3/10 | | | | | | | | | | | | | | | | | | | | |
| 19-2786 | | | F | | | | | | | | | 144 | | | | | | | | |
| 19-2889 | | | R | | | | | | | 51 | 100 | 139 | | | | 50 | 46,5 | | | |
| xDrive 40 d (225 kW) Eng.N57 D30 B 7/09-6/14 | | | | | | | | | | | | | | | | | | | | |
| 19-2786 | | | F | | | | | | | | | 144 | | | | | | | | |
| 19-2889 | | | R | | | | | | | 51 | 100 | 139 | | | | 50 | 46,5 | | | |
| xDrive 50 i (300 kW) Eng.N63 B44 A 7/08-7/14 | | | | | | | | | | | | | | | | | | | | |
| 19-2786 | | | F | | | | | | | | | 144 | | | | | | | | |
| 19-2889 | | | R | | | | | | | 51 | 100 | 139 | | | | 50 | 46,5 | | | |
| xDrive 50 i (330 kW) Eng.N63 B44 A 10/07-6/14 | | | | | | | | | | | | | | | | | | | | |
| 19-2786 | | | F | | | | | | | | | 144 | | | | | | | | |
| 19-2889 | | | R | | | | | | | 51 | 100 | 139 | | | | 50 | 46,5 | | | |

BMW

| METELLI ref | Spare Parts | | F/R | L/R | | | ABS | A | B | C | D | E | F | G | H | I | L | M | Fig | NOTE |
|--|-------------|--------|-----|-----|--|--|-----|---|----|----|-----|-----|---|---|---|----|------|---|-----|------|
| 19-2889 | | | R | | | | | | | 51 | 100 | 139 | | | | 50 | 46,5 | | | |
| xDrive 50 i (330 kW) Eng.N63 B44 B 8/14-7/19 | | | | | | | | | | | | | | | | | | | | |
| 19-2786 | | | F | | | | | | | | | 144 | | | | | | | | |
| 19-2889 | | | R | | | | | | | 51 | 100 | 139 | | | | 50 | 46,5 | | | |
| Z1 Roadster 6/88-6/91 | | | | | | | | | | | | | | | | | | | | |
| 2.5 (125 kW) Eng.M20 B25 (256K1) 6/88-6/91 | | | | | | | | | | | | | | | | | | | | |
| 19-2508 | | 09/90- | R | | | | | | | 42 | 75 | | | | | | 37 | | | |
| Z3 Coupe (E36) 7/97-6/03 | | | | | | | | | | | | | | | | | | | | |
| 2.8 i (142 kW) Eng.M52 B28 (286S1) (-.08.98), M52 B28 (286S2) (09.98- 1/98-5/00 | | | | | | | | | | | | | | | | | | | | |
| 19-2322 | | | F | | | | 86 | | 25 | 37 | | 143 | | | | | 64,6 | | | |
| 3.0 i (170 kW) Eng.M54 B30 (306S3) 6/00-6/03 | | | | | | | | | | | | | | | | | | | | |
| 19-2322 | | | F | | | | 86 | | 25 | 37 | | 143 | | | | | 64,6 | | | |
| M (236 kW) Eng.S50 B32 (326S1), S50 B32 (326S3) 2/98-6/01 | | | | | | | | | | | | | | | | | | | | |
| 19-2322 | | | F | | | | 86 | | 25 | 37 | | 143 | | | | | 64,6 | | | |
| 19-2323 | | | R | | | | | | | 45 | 85 | | | | | | 41 | | | |
| M (239 kW) Eng.S54 B32 (326S4) 6/01-6/03 | | | | | | | | | | | | | | | | | | | | |
| 19-2322 | | | F | | | | 86 | | 25 | 37 | | 143 | | | | | 64,6 | | | |
| 19-2323 | | | R | | | | | | | 45 | 85 | | | | | | 41 | | | |
| M 3.2 (176 kW) Eng.S52 B32 (326S2) 2/98-6/00 | | | | | | | | | | | | | | | | | | | | |
| 19-2322 | | | F | | | | 86 | | 25 | 37 | | 143 | | | | | 64,6 | | | |
| 19-2323 | | | R | | | | | | | 45 | 85 | | | | | | 41 | | | |
| Z3 Roadster (E36) 10/95-1/03 | | | | | | | | | | | | | | | | | | | | |
| 1.8 i (85 kW) Eng.M43 B18 (184E2) 10/95-10/98 | | | | | | | | | | | | | | | | | | | | |
| 19-2322 | | | F | | | | 86 | | 25 | 37 | | 143 | | | | | 64,6 | | | |
| 19-2503 | | | R | | | | | | | 39 | 72 | | | | | | 37 | | | |

BMW

| METELLI ref | Spare Parts | | F/R | L/R | | ABS | A | B | C | D | E | F | G | H | I | L | M | Fig | NOTE |
|---|-------------|--|-----|-----|--|-----|---|----|----|----|-----|---|---|---|---|------|---|-----|------|
| 19-2323 | | | R | | | | | | 45 | 85 | | | | | | 41 | | | |
| Z4 I Coupe (E86) 9/05-1/09 | | | | | | | | | | | | | | | | | | | |
| 3.0 si (195 kW) Eng.N52 B30 A, N52 B30 BF 4/06-8/08 | | | | | | | | | | | | | | | | | | | |
| 19-2322 | | | F | | | 86 | | 25 | 37 | | 143 | | | | | 64,6 | | | |
| 19-2752 | | | R | | | | | | 42 | 75 | | | | | | 37 | | | |
| M (252 kW) Eng.S54 B32 (326S4) 4/06-8/08 | | | | | | | | | | | | | | | | | | | |
| 19-2323 | | | R | | | | | | 45 | 85 | | | | | | 41 | | | |
| Z4 I Roadster (E85) 2/03-2/09 | | | | | | | | | | | | | | | | | | | |
| 2.0 i (110 kW) Eng.N46 B20 B 3/05-2/09 | | | | | | | | | | | | | | | | | | | |
| 19-2322 | | | F | | | 86 | | 25 | 37 | | 143 | | | | | 64,6 | | | |
| 19-2752 | | | R | | | | | | 42 | 75 | | | | | | 37 | | | |
| 2.2 i (125 kW) Eng.M54 B22 (226S1) 10/03-10/05 | | | | | | | | | | | | | | | | | | | |
| 19-2322 | | | F | | | 86 | | 25 | 37 | | 143 | | | | | 64,6 | | | |
| 19-2752 | | | R | | | | | | 42 | 75 | | | | | | 37 | | | |
| 2.5 i (130 kW) Eng.N52 B25 A 9/05-2/09 | | | | | | | | | | | | | | | | | | | |
| 19-2322 | | | F | | | 86 | | 25 | 37 | | 143 | | | | | 64,6 | | | |
| 19-2752 | | | R | | | | | | 42 | 75 | | | | | | 37 | | | |
| 2.5 i (141 kW) Eng.M54 B25 (256S5) 12/02-12/05 | | | | | | | | | | | | | | | | | | | |
| 19-2322 | | | F | | | 86 | | 25 | 37 | | 143 | | | | | 64,6 | | | |
| 19-2752 | | | R | | | | | | 42 | 75 | | | | | | 37 | | | |
| 2.5 si (155 kW) Eng.N52 B25 A, N52 B25 AF 9/05-2/09 | | | | | | | | | | | | | | | | | | | |
| 19-2322 | | | F | | | 86 | | 25 | 37 | | 143 | | | | | 64,6 | | | |
| 19-2752 | | | R | | | | | | 42 | 75 | | | | | | 37 | | | |
| 2.5 si (160 kW) Eng.N52 B25 A 1/06-8/08 | | | | | | | | | | | | | | | | | | | |
| 19-2322 | | | F | | | 86 | | 25 | 37 | | 143 | | | | | 64,6 | | | |
| 19-2752 | | | R | | | | | | 42 | 75 | | | | | | 37 | | | |

BMW

| METELLI ref | Spare Parts | | F/R | L/R | | | ABS | A | B | C | D | E | F | G | H | I | L | M | Fig | NOTE |
|--|-------------|--|-----|-----|--|--|-----|---|---|----|----|-----|---|---|---|---|---|----|-----|------|
| sDrive 30 i (194 kW) Eng.N52 B30 A 5/09-8/11 | | | | | | | | | | | | | | | | | | | | |
| 19-2752 | | | R | | | | | | | 42 | 75 | | | | | | | 37 | | |
| sDrive 35 i (224 kW) Eng.N54 B30 A 2/09-8/16 | | | | | | | | | | | | | | | | | | | | |
| 19-2752 | | | R | | | | | | | 42 | 75 | | | | | | | 37 | | |
| sDrive 35 i (225 kW) Eng.N54 B30 A 2/09-8/16 | | | | | | | | | | | | | | | | | | | | |
| 19-2751 | | | F | | | | | | | | | 147 | | | | | | 84 | | |
| 19-2752 | | | R | | | | | | | 42 | 75 | | | | | | | 37 | | |
| sDrive 35 is (250 kW) Eng.N54 B30 A 3/10-8/16 | | | | | | | | | | | | | | | | | | | | |
| 19-2751 | | | F | | | | | | | | | 147 | | | | | | 84 | | |
| 19-2752 | | | R | | | | | | | 42 | 75 | | | | | | | 37 | | |

Z8 Roadster (E52) 6/00-6/03

4.9 (294 kW) Eng.S62 B50 (508S1) 1/00-12/03

| | | | | | | | | | | | | | | | | | | | | |
|---------|--|--|---|--|--|--|--|--|--|----|----|-----|--|--|--|--|--|----|--|--|
| 19-2254 | | | F | | | | | | | | | 139 | | | | | | 82 | | |
| 19-2323 | | | R | | | | | | | 45 | 85 | | | | | | | 41 | | |

CHEVROLET

Aveo / Kalos Hatchback (T200) 1/04-2/11

1.2 (53 kW) Eng.LY4 1/04-5/08

| | | | | | | | | | | | | | | | | | | | | |
|---------|--|--|---|--|--|--|--|--|--|----|----|--|--|--|--|--|--|----|--|--|
| 19-2174 | | | F | | | | | | | 39 | 72 | | | | | | | 37 | | |
| 19-8197 | | | R | | | | | | | 25 | 52 | | | | | | | 37 | | |

1.2 LPG (53 kW) Eng.LY4 1/05-5/08

| | | | | | | | | | | | | | | | | | | | | |
|---------|--|--|---|--|--|--|--|--|--|----|----|--|--|--|--|--|--|----|--|--|
| 19-2174 | | | F | | | | | | | 39 | 72 | | | | | | | 37 | | |
|---------|--|--|---|--|--|--|--|--|--|----|----|--|--|--|--|--|--|----|--|--|

1.4 (61 kW) Eng.LX5(85CUL4) 3/05-5/08

| | | | | | | | | | | | | | | | | | | | | |
|---------|--|--|---|--|--|--|--|--|--|----|----|--|--|--|--|--|--|----|--|--|
| 19-2174 | | | F | | | | | | | 39 | 72 | | | | | | | 37 | | |
| 19-2787 | | | F | | | | | | | 34 | 64 | | | | | | | 37 | | |
| 19-8197 | | | R | | | | | | | 25 | 52 | | | | | | | 37 | | |

CHEVROLET

| METELLI ref | Spare Parts | | F/R | L/R | | | ABS | A | B | C | D | E | F | G | H | I | L | M | Fig | NOTE |
|---|-------------|--------|-----|-----|--|--|-----|---|---|----|----|---|---|---|---|---|----|---|-----|------|
| 19-2787 | | -02/11 | F | | | | | | | 34 | 64 | | | | | | 37 | | | |
| 19-8197 | | -02/11 | R | | | | | | | 25 | 52 | | | | | | 37 | | | |
| 1.4 16V (69 kW) Eng.L14(85CUL4) 6/06-5/08 | | | | | | | | | | | | | | | | | | | | |
| 19-2174 | | | F | | | | | | | 39 | 72 | | | | | | 37 | | | |
| 1.6 (77 kW) Eng.LXV 6/06-5/08 | | | | | | | | | | | | | | | | | | | | |
| 19-2174 | | | F | | | | | | | 39 | 72 | | | | | | 37 | | | |
| Aveo / Kalos Sedan (T200) 5/03-2/11 | | | | | | | | | | | | | | | | | | | | |
| 1.4 (69 kW) Eng.L14(85CUL4) 5/03-5/08 | | | | | | | | | | | | | | | | | | | | |
| 19-2174 | | | F | | | | | | | 39 | 72 | | | | | | 37 | | | |
| 19-8197 | | | R | | | | | | | 25 | 52 | | | | | | 37 | | | |
| 1.5 (63 kW) Eng.LV8(91CUL4) 10/04-5/06 | | | | | | | | | | | | | | | | | | | | |
| 19-2174 | | | F | | | | | | | 39 | 72 | | | | | | 37 | | | |
| 19-8197 | | | R | | | | | | | 25 | 52 | | | | | | 37 | | | |
| Aveo / Kalos Sedan (T250, T255) / Lova 3/05-1/70 | | | | | | | | | | | | | | | | | | | | |
| 1.2 (53 kW) Eng.LY4 3/05-12/07 | | | | | | | | | | | | | | | | | | | | |
| 19-2174 | | | F | | | | | | | 39 | 72 | | | | | | 37 | | | |
| 19-2787 | | | F | | | | | | | 34 | 64 | | | | | | 37 | | | |
| 19-8197 | | | R | | | | | | | 25 | 52 | | | | | | 37 | | | |
| 1.2 (55 kW) Eng.LMU 1/08-1/70 | | | | | | | | | | | | | | | | | | | | |
| 19-2174 | | | F | | | | | | | 39 | 72 | | | | | | 37 | | | |
| 19-2787 | | -12/11 | F | | | | | | | 34 | 64 | | | | | | 37 | | | |
| 19-8197 | | -12/11 | R | | | | | | | 25 | 52 | | | | | | 37 | | | |
| 1.2 (62 kW) Eng.LMU 1/08-1/70 | | | | | | | | | | | | | | | | | | | | |
| 19-2174 | | | F | | | | | | | 39 | 72 | | | | | | 37 | | | |
| 19-2787 | | -12/11 | F | | | | | | | 34 | 64 | | | | | | 37 | | | |
| 19-8197 | | -12/11 | R | | | | | | | 25 | 52 | | | | | | 37 | | | |

CHEVROLET

| METELLI ref | Spare Parts | | F/R | L/R | | | ABS | A | B | C | D | E | F | G | H | I | L | M | Fig | NOTE |
|--|-------------|--------|-----|-----|--|--|-----|---|---|----|----|-----|---|---|---|---|---|---|-----|-----------------------|
| 1.2 LPG (62 kW) Eng.LMU 1/09-1/70 | | | | | | | | | | | | | | | | | | | | |
| 19-2174 | | | F | | | | | | | 39 | 72 | | | | | | | | 37 | |
| 19-2787 | | | F | | | | | | | 34 | 64 | | | | | | | | 37 | |
| 19-8197 | | | R | | | | | | | 25 | 52 | | | | | | | | 37 | |
| 1.4 (61 kW) Eng.LX5(85CUL4) 3/05-1/70 | | | | | | | | | | | | | | | | | | | | |
| 19-2174 | | | F | | | | | | | 39 | 72 | | | | | | | | 37 | |
| 19-2787 | | -12/08 | F | | | | | | | 34 | 64 | | | | | | | | 37 | |
| 1.4 (69 kW) Eng.L14(85CUL4), L95 3/05-5/13 | | | | | | | | | | | | | | | | | | | | |
| 19-2174 | | | F | | | | | | | 39 | 72 | | | | | | | | 37 | |
| 19-2787 | | | F | | | | | | | 34 | 64 | | | | | | | | 37 | |
| 19-8197 | | | R | | | | | | | 25 | 52 | | | | | | | | 37 | |
| 1.4 (74 kW) Eng.LDT 9/08-1/70 | | | | | | | | | | | | | | | | | | | | |
| 19-2174 | | | F | | | | | | | 39 | 72 | | | | | | | | 37 | |
| 19-2787 | | -02/11 | F | | | | | | | 34 | 64 | | | | | | | | 37 | |
| 19-8197 | | -02/11 | R | | | | | | | 25 | 52 | | | | | | | | 37 | |
| 1.5 (62 kW) Eng.F15S3, LX6 5/05-1/70 | | | | | | | | | | | | | | | | | | | | |
| 19-2174 | | | F | | | | | | | 39 | 72 | | | | | | | | 37 | |
| 19-8197 | | -12/11 | R | | | | | | | 25 | 52 | | | | | | | | 37 | |
| 1.6 (76 kW) Eng.LXV 5/05-1/70 | | | | | | | | | | | | | | | | | | | | |
| 19-2174 | | | F | | | | | | | 39 | 72 | | | | | | | | 37 | |
| Aveo Hatchback (T300) / Sonic 3/11-1/70 | | | | | | | | | | | | | | | | | | | | |
| 1.2 (51 kW) Eng.LWD 3/11-1/70 | | | | | | | | | | | | | | | | | | | | |
| 19-8154 | | | F | | | | | | | 40 | 78 | | | | | | | | 40 | +ABS |
| 19-8176 | | | R | | | | | | | | | 136 | | | | | | | 119 | +/-ABS, 15Inch Wheels |
| 1.2 (63 kW) Eng.LDC 3/11-1/70 | | | | | | | | | | | | | | | | | | | | |
| 19-8154 | | | F | | | | | | | 40 | 78 | | | | | | | | 40 | +ABS |
| 19-8176 | | | R | | | | | | | | | 136 | | | | | | | 119 | +/-ABS, 15Inch Wheels |

CHEVROLET

| METELLI ref | Spare Parts | | F/R | L/R | | | ABS | A | B | C | D | E | F | G | H | I | L | M | Fig | NOTE |
|---|-------------|--|-----|-----|--|--|-----|---|---|----|----|-----|---|---|---|---|-----|---|-----|-----------------------|
| 1.2 LPG (63 kW) Eng.LDC 11/12-12/15 | | | | | | | | | | | | | | | | | | | | |
| 19-8154 | | | F | | | | | | | 40 | 78 | | | | | | 40 | | | +ABS |
| 19-8176 | | | R | | | | | | | | | 136 | | | | | 119 | | | +/-ABS, 15Inch Wheels |
| 1.3 D (55 kW) Eng.LDV 7/11-12/15 | | | | | | | | | | | | | | | | | | | | |
| 19-8154 | | | F | | | | | | | 40 | 78 | | | | | | 40 | | | +ABS |
| 19-8176 | | | R | | | | | | | | | 136 | | | | | 119 | | | +/-ABS, 15Inch Wheels |
| 1.3 D (70 kW) Eng.LSF 7/11-12/15 | | | | | | | | | | | | | | | | | | | | |
| 19-8154 | | | F | | | | | | | 40 | 78 | | | | | | 40 | | | +ABS |
| 19-8176 | | | R | | | | | | | | | 136 | | | | | 119 | | | +/-ABS, 15Inch Wheels |
| 1.4 (74 kW) Eng.LDD 3/11-1/70 | | | | | | | | | | | | | | | | | | | | |
| 19-8154 | | | F | | | | | | | 40 | 78 | | | | | | 40 | | | +ABS |
| 19-8176 | | | R | | | | | | | | | 136 | | | | | 119 | | | +/-ABS, 15Inch Wheels |
| 1.4 Turbo (103 kW) Eng.LUJ 8/13-1/70 | | | | | | | | | | | | | | | | | | | | |
| 19-8154 | | | F | | | | | | | 40 | 78 | | | | | | 40 | | | +ABS |
| 19-8176 | | | R | | | | | | | | | 136 | | | | | 119 | | | +/-ABS, 15Inch Wheels |
| 1.6 (85 kW) Eng.LDE 3/11-1/70 | | | | | | | | | | | | | | | | | | | | |
| 19-8154 | | | F | | | | | | | 40 | 78 | | | | | | 40 | | | +ABS |
| 19-8176 | | | R | | | | | | | | | 136 | | | | | 119 | | | +/-ABS, 15Inch Wheels |
| Aveo Sedan (T300) 3/11-1/70 | | | | | | | | | | | | | | | | | | | | |
| 1.2 (51 kW) Eng.LWD 3/11-1/70 | | | | | | | | | | | | | | | | | | | | |
| 19-8154 | | | F | | | | | | | 40 | 78 | | | | | | 40 | | | +ABS |
| 19-8176 | | | R | | | | | | | | | 136 | | | | | 119 | | | +/-ABS, 15Inch Wheels |
| 1.2 (63 kW) Eng.LDC 3/11-1/70 | | | | | | | | | | | | | | | | | | | | |
| 19-8154 | | | F | | | | | | | 40 | 78 | | | | | | 40 | | | +ABS |
| 19-8176 | | | R | | | | | | | | | 136 | | | | | 119 | | | +/-ABS, 15Inch Wheels |
| 1.2 LPG (63 kW) Eng.LDC 11/12-12/15 | | | | | | | | | | | | | | | | | | | | |
| 19-8154 | | | F | | | | | | | 40 | 78 | | | | | | 40 | | | +ABS |
| 19-8176 | | | R | | | | | | | | | 136 | | | | | 119 | | | +/-ABS, 15Inch Wheels |

CHEVROLET

| METELLI ref | Spare Parts | | F/R | L/R | | | ABS | A | B | C | D | E | F | G | H | I | L | M | Fig | NOTE |
|---|-------------|--------|-----|-----|--|--|-----|---|----|----|----|-----|---|---|---|---|-------|---|-----|-----------------------|
| 1.3 D (55 kW) Eng.LDV 7/11-12/15 | | | | | | | | | | | | | | | | | | | | |
| 19-8154 | | | F | | | | | | | 40 | 78 | | | | | | 40 | | | +ABS |
| 19-8176 | | | R | | | | | | | | | 136 | | | | | 119 | | | +/-ABS, 15Inch Wheels |
| 1.3 D (70 kW) Eng.LSF 7/11-12/15 | | | | | | | | | | | | | | | | | | | | |
| 19-8154 | | | F | | | | | | | 40 | 78 | | | | | | 40 | | | +ABS |
| 19-8176 | | | R | | | | | | | | | 136 | | | | | 119 | | | +/-ABS, 15Inch Wheels |
| 1.4 (74 kW) Eng.A 14 XER, LDD 7/11-1/70 | | | | | | | | | | | | | | | | | | | | |
| 19-8154 | | | F | | | | | | | 40 | 78 | | | | | | 40 | | | +ABS |
| 19-8176 | | | R | | | | | | | | | 136 | | | | | 119 | | | +/-ABS, 15Inch Wheels |
| 1.6 (85 kW) Eng.LDE 3/11-1/70 | | | | | | | | | | | | | | | | | | | | |
| 19-8154 | | | F | | | | | | | 40 | 78 | | | | | | 40 | | | +ABS |
| 19-8176 | | | R | | | | | | | | | 136 | | | | | 119 | | | +/-ABS, 15Inch Wheels |
| Captiva (C100, C140) 6/06-1/70 | | | | | | | | | | | | | | | | | | | | |
| 2.0 D (93 kW) Eng.LLW 10/06-12/09 | | | | | | | | | | | | | | | | | | | | |
| 19-2788 | | | F | | | | | | | | | 151 | | | | | 87,5 | | | |
| 19-2897 | | | R | | | | | | 30 | | | 151 | | | | | 102,5 | | | +ABS |
| 2.0 D (110 kW) Eng.LLW 9/07-1/70 | | | | | | | | | | | | | | | | | | | | |
| 19-2788 | | -12/10 | F | | | | | | | | | 151 | | | | | 87,5 | | | |
| 19-2897 | | -12/10 | R | | | | | | 30 | | | 151 | | | | | 102,5 | | | |
| 2.0 D (120 kW) Eng.LNP 1/11-1/70 | | | | | | | | | | | | | | | | | | | | |
| 19-2788 | | | F | | | | | | | | | 151 | | | | | 87,5 | | | |
| 19-2897 | | | R | | | | | | 30 | | | 151 | | | | | 102,5 | | | |
| 2.0 D (125 kW) Eng.LFS 1/16-1/70 | | | | | | | | | | | | | | | | | | | | |
| 19-2897 | | | R | | | | | | 30 | | | 151 | | | | | 102,5 | | | +ABS |
| 2.0 D 4WD (93 kW) Eng.LLW 10/06-12/09 | | | | | | | | | | | | | | | | | | | | |
| 19-2788 | | | F | | | | | | | | | 151 | | | | | 87,5 | | | |
| 19-2897 | | | R | | | | | | 30 | | | 151 | | | | | 102,5 | | | |

CHEVROLET

| METELLI ref | Spare Parts | | F/R | L/R | | | ABS | A | B | C | D | E | F | G | H | I | L | M | Fig | NOTE |
|---|-------------|--------|-----|-----|--|--|-----|---|----|---|---|-----|---|---|---|---|-------|---|-----|------|
| 2.0 D 4WD (110 kW) Eng.LLW 10/06-1/70 | | | | | | | | | | | | | | | | | | | | |
| 19-2788 | | -12/10 | F | | | | | | | | | 151 | | | | | 87,5 | | | |
| 19-2897 | | -12/10 | R | | | | | | 30 | | | 151 | | | | | 102,5 | | | |
| 2.0 D 4WD (120 kW) Eng.LNP 1/11-1/70 | | | | | | | | | | | | | | | | | | | | |
| 19-2897 | | | R | | | | | | 30 | | | 151 | | | | | 102,5 | | | |
| 2.2 D (120 kW) Eng.LNQ 3/11-1/70 | | | | | | | | | | | | | | | | | | | | |
| 19-2897 | | | R | | | | | | 30 | | | 151 | | | | | 102,5 | | | |
| 2.2 D (135 kW) Eng.LNQ 7/14-1/70 | | | | | | | | | | | | | | | | | | | | |
| 19-2897 | | | R | | | | | | 30 | | | 151 | | | | | 102,5 | | | +ABS |
| 2.2 D 4WD (120 kW) Eng.LNQ 3/11-1/70 | | | | | | | | | | | | | | | | | | | | |
| 19-2897 | | | R | | | | | | 30 | | | 151 | | | | | 102,5 | | | |
| 2.2 D 4WD (135 kW) Eng.LNQ 3/11-1/70 | | | | | | | | | | | | | | | | | | | | |
| 19-2897 | | | R | | | | | | 30 | | | 151 | | | | | 102,5 | | | |
| 2.4 (100 kW) Eng.LD9(147CUL4) 6/06-1/70 | | | | | | | | | | | | | | | | | | | | |
| 19-2788 | | -12/10 | F | | | | | | | | | 151 | | | | | 87,5 | | | |
| 19-2897 | | -12/10 | R | | | | | | 30 | | | 151 | | | | | 102,5 | | | |
| 2.4 (103 kW) Eng.LD9(147CUL4) 12/06-2/11 | | | | | | | | | | | | | | | | | | | | |
| 19-2788 | | | F | | | | | | | | | 151 | | | | | 87,5 | | | |
| 19-2897 | | | R | | | | | | 30 | | | 151 | | | | | 102,5 | | | +ABS |
| 2.4 (123 kW) Eng.LE5 3/11-1/70 | | | | | | | | | | | | | | | | | | | | |
| 19-2897 | | | R | | | | | | 30 | | | 151 | | | | | 102,5 | | | |
| 2.4 (124 kW) Eng.LE9(145CUL4) 1/11-1/70 | | | | | | | | | | | | | | | | | | | | |
| 19-2897 | | | R | | | | | | 30 | | | 151 | | | | | 102,5 | | | +ABS |
| 2.4 (126 kW) Eng.LE9(145CUL4) 11/12-1/70 | | | | | | | | | | | | | | | | | | | | |
| 19-2897 | | | R | | | | | | 30 | | | 151 | | | | | 102,5 | | | +ABS |
| 2.4 16V 4WD (105 kW) Eng.LD9(147CUL4) 12/06-2/11 | | | | | | | | | | | | | | | | | | | | |
| 19-2897 | | | R | | | | | | 30 | | | 151 | | | | | 102,5 | | | +ABS |
| 2.4 4WD (100 kW) Eng.LD9(147CUL4) 6/06-2/11 | | | | | | | | | | | | | | | | | | | | |
| 19-2788 | | -12/10 | F | | | | | | | | | 151 | | | | | 87,5 | | | |

CHEVROLET

| METELLI ref | Spare Parts | | F/R | L/R | | ABS | A | B | C | D | E | F | G | H | I | L | M | Fig | NOTE |
|--|-------------|--------|-----|-----|--|-----|---|----|---|---|-----|---|---|---|---|-------|---|-----|------|
| 19-2897 | | -12/10 | R | | | | | 30 | | | 151 | | | | | 102,5 | | | |
| 2.4 4WD (103 kW) Eng.LD9(147CUL4) 12/06-2/11 | | | | | | | | | | | | | | | | | | | |
| 19-2788 | | | F | | | | | | | | 151 | | | | | 87,5 | | | |
| 19-2897 | | | R | | | | | 30 | | | 151 | | | | | 102,5 | | | +ABS |
| 2.4 4WD (123 kW) Eng.LE5 3/11-1/70 | | | | | | | | | | | | | | | | | | | |
| 19-2897 | | | R | | | | | 30 | | | 151 | | | | | 102,5 | | | |
| 2.4 4WD (124 kW) Eng.LE9(145CUL4) 3/11-1/70 | | | | | | | | | | | | | | | | | | | |
| 19-2897 | | | R | | | | | 30 | | | 151 | | | | | 102,5 | | | +ABS |
| 2.4 4WD (126 kW) Eng.LE9(145CUL4) 11/12-1/70 | | | | | | | | | | | | | | | | | | | |
| 19-2897 | | | R | | | | | 30 | | | 151 | | | | | 102,5 | | | +ABS |
| 2.4 LPG (100 kW) Eng.LD9(147CUL4) 1/07-1/70 | | | | | | | | | | | | | | | | | | | |
| 19-2788 | | -12/10 | F | | | | | | | | 151 | | | | | 87,5 | | | |
| 19-2897 | | | R | | | | | 30 | | | 151 | | | | | 102,5 | | | |
| 2.4 LPG 4WD (100 kW) Eng.LD9(147CUL4) 1/07-2/11 | | | | | | | | | | | | | | | | | | | |
| 19-2788 | | -12/10 | F | | | | | | | | 151 | | | | | 87,5 | | | |
| 19-2897 | | | R | | | | | 30 | | | 151 | | | | | 102,5 | | | |
| 3.0 4WD (186 kW) Eng.LFW 1/12-1/70 | | | | | | | | | | | | | | | | | | | |
| 19-2897 | | | R | | | | | 30 | | | 151 | | | | | 102,5 | | | +ABS |
| 3.0 4WD (190 kW) Eng.LF1, LFW 11/10-9/18 | | | | | | | | | | | | | | | | | | | |
| 19-2897 | | | R | | | | | 30 | | | 151 | | | | | 102,5 | | | +ABS |
| 3.0 4WD (197 kW) Eng.LFW 1/12-1/70 | | | | | | | | | | | | | | | | | | | |
| 19-2897 | | | R | | | | | 30 | | | 151 | | | | | 102,5 | | | +ABS |
| 3.0 Flexfuel (197 kW) Eng.LFW 1/11-1/70 | | | | | | | | | | | | | | | | | | | |
| 19-2897 | | | R | | | | | 30 | | | 151 | | | | | 102,5 | | | +ABS |
| 3.0 Flexfuel 4WD (197 kW) Eng.LFW 1/11-1/70 | | | | | | | | | | | | | | | | | | | |
| 19-2897 | | | R | | | | | 30 | | | 151 | | | | | 102,5 | | | +ABS |
| 3.2 4WD (169 kW) Eng.LU1 6/06-1/70 | | | | | | | | | | | | | | | | | | | |
| 19-2788 | | -12/10 | F | | | | | | | | 151 | | | | | 87,5 | | | |

CHEVROLET

| METELLI ref | Spare Parts | | F/R | L/R | | | ABS | A | B | C | D | E | F | G | H | I | L | M | Fig | NOTE |
|---|-------------|--------|-----|-----|--|--|-----|---|----|-------|-------|-----|---|---|---|---|-------|---|-----|------|
| 19-2897 | | -12/10 | R | | | | | | 30 | | | 151 | | | | | 102,5 | | | |
| Captiva Sport 1/07-1/70 | | | | | | | | | | | | | | | | | | | | |
| 2.4 (134 kW) Eng.LEA 1/12-1/70 | | | | | | | | | | | | | | | | | | | | |
| 19-2897 | | | R | | | | | | 30 | | | 151 | | | | | 102,5 | | | |
| 3.0 (197 kW) Eng.LF1, LFW 1/12-1/70 | | | | | | | | | | | | | | | | | | | | |
| 19-2897 | | | R | | | | | | 30 | | | 151 | | | | | 102,5 | | | |
| 3.0 AWD (197 kW) Eng.LF1, LFW 1/12-1/70 | | | | | | | | | | | | | | | | | | | | |
| 19-2897 | | | R | | | | | | 30 | | | 151 | | | | | 102,5 | | | |
| Celta I 8/99-1/70 | | | | | | | | | | | | | | | | | | | | |
| 1.0 (44 kW) Eng.L11(62CUL4) 2/00-7/02 | | | | | | | | | | | | | | | | | | | | |
| 19-2172 | | | R | | | | | | | 17,46 | 50,29 | | | | | | 14,73 | | | |
| 1.0 LS (52 kW) Eng.C 10 YEH, L19(61CUL4) 8/02-1/70 | | | | | | | | | | | | | | | | | | | | |
| 19-2172 | | | R | | | | | | | 17,46 | 50,29 | | | | | | 14,73 | | | |
| Cobalt II 1/11-1/70 | | | | | | | | | | | | | | | | | | | | |
| 1.5 (77 kW) Eng.L2C 1/13-1/70 | | | | | | | | | | | | | | | | | | | | |
| 19-8154 | | | F | | | | | | | 40 | 78 | | | | | | 40 | | | +ABS |
| Corsa I Hatchback 3/94-9/10 | | | | | | | | | | | | | | | | | | | | |
| 1.0 (37 kW) Eng.B 10 NZ, LA2(61CUL4) 3/94-7/00 | | | | | | | | | | | | | | | | | | | | |
| 19-2172 | | | R | | | | | | | 17,46 | 50,29 | | | | | | 14,73 | | | |
| 1.0 (44 kW) Eng.C 10 NE, L11(61CUL4), X 10 E 3/94-7/00 | | | | | | | | | | | | | | | | | | | | |
| 19-2172 | | | R | | | | | | | 17,46 | 50,29 | | | | | | 14,73 | | | |
| 1.0 (50 kW) Eng.L45(61CUL4), X 10 YE 8/97-7/02 | | | | | | | | | | | | | | | | | | | | |
| 19-2172 | | | R | | | | | | | 17,46 | 50,29 | | | | | | 14,73 | | | |
| 1.4 GLS (44 kW) Eng.2H6(85CUL4), LQ5(85CUL4) 8/94-7/97 | | | | | | | | | | | | | | | | | | | | |
| 19-2172 | | | R | | | | | | | 17,46 | 50,29 | | | | | | 14,73 | | | |

CHEVROLET

| METELLI ref | Spare Parts | | F/R | L/R | | | ABS | A | B | C | D | E | F | G | H | I | L | M | Fig | NOTE |
|--|-------------|--|-----|-----|--|--|-----|---|---|-------|-------|---|---|---|---|---|---|-------|-----|------|
| 1.6 (75 kW) Eng.L91 8/97-7/02 | | | | | | | | | | | | | | | | | | | | |
| 19-2172 | | | R | | | | | | | 17,46 | 50,29 | | | | | | | 14,73 | | |
| 1.6 GLS (68 kW) Eng.C 16 NE, L01(98CUL4) 8/94-7/02 | | | | | | | | | | | | | | | | | | | | |
| 19-2172 | | | R | | | | | | | 17,46 | 50,29 | | | | | | | 14,73 | | |
| 1.6 GSI (80 kW) Eng.L91(98CUL4) 8/94-7/97 | | | | | | | | | | | | | | | | | | | | |
| 19-2172 | | | R | | | | | | | 17,46 | 50,29 | | | | | | | 14,73 | | |
| Corsa I Sedan 3/94-7/02 | | | | | | | | | | | | | | | | | | | | |
| 1.0 (44 kW) Eng.C 10 NE, L11(61CUL4), X 10 E 3/94-7/00 | | | | | | | | | | | | | | | | | | | | |
| 19-2172 | | | R | | | | | | | 17,46 | 50,29 | | | | | | | 14,73 | | |
| 1.0 (47 kW) Eng.C 10 YE, L10(61CUL4) 8/99-7/02 | | | | | | | | | | | | | | | | | | | | |
| 19-2172 | | | R | | | | | | | 17,46 | 50,29 | | | | | | | 14,73 | | |
| 1.0 (50 kW) Eng.L45(61CUL4), X 10 YE 8/97-7/02 | | | | | | | | | | | | | | | | | | | | |
| 19-2172 | | | R | | | | | | | 17,46 | 50,29 | | | | | | | 14,73 | | |
| 1.4 GLS (44 kW) Eng.2H6 8/94-7/97 | | | | | | | | | | | | | | | | | | | | |
| 19-2172 | | | R | | | | | | | 17,46 | 50,29 | | | | | | | 14,73 | | |
| 1.6 GLS (68 kW) Eng.B 16 NE, L01(98CUL4) 8/94-7/02 | | | | | | | | | | | | | | | | | | | | |
| 19-2172 | | | R | | | | | | | 17,46 | 50,29 | | | | | | | 14,73 | | |
| 1.6 GLS (78 kW) Eng.- 1/97-9/01 | | | | | | | | | | | | | | | | | | | | |
| 19-2172 | | | R | | | | | | | 17,46 | 50,29 | | | | | | | 14,73 | | |
| 1.6 GS (75 kW) Eng.L91 8/97-7/02 | | | | | | | | | | | | | | | | | | | | |
| 19-2172 | | | R | | | | | | | 17,46 | 50,29 | | | | | | | 14,73 | | |
| 1.7 D (44 kW) Eng.2H7 8/00-7/02 | | | | | | | | | | | | | | | | | | | | |
| 19-2172 | | | R | | | | | | | 17,46 | 50,29 | | | | | | | 14,73 | | |
| Corsa I SW 1/97-9/10 | | | | | | | | | | | | | | | | | | | | |
| 1.6 GLS (68 kW) Eng.C 16 NE, L01(98CUL4) 8/97-7/02 | | | | | | | | | | | | | | | | | | | | |
| 19-2172 | | | R | | | | | | | 17,46 | 50,29 | | | | | | | 14,73 | | |

CHEVROLET

| METELLI ref | Spare Parts | | F/R | L/R | | | ABS | A | B | C | D | E | F | G | H | I | L | M | Fig | NOTE |
|---|-------------|--------|-----|-----|--|--|-----|---|----|-------|-------|-----|---|---|---|---|---|-------|-----|---------------------|
| 1.7 D (44 kW) Eng.2H7 8/00-7/02 | | | | | | | | | | | | | | | | | | | | |
| 19-2172 | | | R | | | | | | | 17,46 | 50,29 | | | | | | | 14,73 | | |
| Cruze II (J300) 5/09-1/70 | | | | | | | | | | | | | | | | | | | | |
| 1.4 (74 kW) Eng.LDD 7/13-1/70 | | | | | | | | | | | | | | | | | | | | |
| 19-2859 | | | F | | | | | | | | | 146 | | | | | | 87,5 | | +ABS, 16Inch Wheels |
| 19-8159 | | | R | | | | | | | | 82 | 146 | | | | | | | | +ABS, 16Inch Wheels |
| 19-8160 | | | R | | | | | | | | 81 | 136 | | | | | | | | +ABS, 15Inch Wheels |
| 1.6 (80 kW) Eng.LXT 5/09-1/70 | | | | | | | | | | | | | | | | | | | | |
| 19-2858 | | | F | | | | | | 38 | | | 136 | | | | | | 83,5 | | 15Inch Wheels |
| 19-2859 | | | F | | | | | | | | | 146 | | | | | | 87,5 | | 16Inch Wheels |
| 19-2978 | | -12/12 | R | | | | | | 30 | | | 136 | | | | | | 96,3 | | 15Inch Wheels |
| 19-2979 | | -12/12 | R | | | | | | 33 | | | 146 | | | | | | 98,2 | | 16Inch Wheels |
| 19-8159 | | 12/12- | R | | | | | | | | 82 | 146 | | | | | | | | 16Inch Wheels |
| 19-8160 | | 12/12- | R | | | | | | | | 81 | 136 | | | | | | | | 15Inch Wheels |
| 1.6 (83 kW) Eng.LDE 5/09-1/70 | | | | | | | | | | | | | | | | | | | | |
| 19-2858 | | | F | | | | | | 38 | | | 136 | | | | | | 83,5 | | 15Inch Wheels |
| 19-2859 | | | F | | | | | | | | | 146 | | | | | | 87,5 | | 16Inch Wheels |
| 19-2978 | | -12/12 | R | | | | | | 30 | | | 136 | | | | | | 96,3 | | 15Inch Wheels |
| 19-2979 | | -12/12 | R | | | | | | 33 | | | 146 | | | | | | 98,2 | | 16Inch Wheels |
| 19-8159 | | 12/12- | R | | | | | | | | 82 | 146 | | | | | | | | 16Inch Wheels |
| 19-8160 | | 12/12- | R | | | | | | | | 81 | 136 | | | | | | | | 15Inch Wheels |
| 1.6 (91 kW) Eng.LDE 5/09-1/70 | | | | | | | | | | | | | | | | | | | | |
| 19-2858 | | | F | | | | | | 38 | | | 136 | | | | | | 83,5 | | 15Inch Wheels |
| 19-2859 | | | F | | | | | | | | | 146 | | | | | | 87,5 | | 16Inch Wheels |
| 19-2978 | | -12/12 | R | | | | | | 30 | | | 136 | | | | | | 96,3 | | 15Inch Wheels |
| 19-2979 | | -12/12 | R | | | | | | 33 | | | 146 | | | | | | 98,2 | | 16Inch Wheels |
| 19-8159 | | 12/12- | R | | | | | | | | 82 | 146 | | | | | | | | 16Inch Wheels |
| 19-8160 | | 12/12- | R | | | | | | | | 81 | 136 | | | | | | | | 15Inch Wheels |

CHEVROLET

| METELLI ref | Spare Parts | | F/R | L/R | | | ABS | A | B | C | D | E | F | G | H | I | L | M | Fig | NOTE |
|---|-------------|--------|-----|-----|--|--|-----|---|----|---|----|-----|---|---|---|---|---|------|-----|------------------------|
| 1.7 D (96 kW) Eng.LUD 1/12-1/70 | | | | | | | | | | | | | | | | | | | | |
| 19-2858 | | | F | | | | | | 38 | | | 136 | | | | | | 83,5 | | 15Inch Wheels |
| 19-2859 | | | F | | | | | | | | | 146 | | | | | | 87,5 | | 16Inch Wheels |
| 19-2978 | | -12/12 | R | | | | | | 30 | | | 136 | | | | | | 96,3 | | 15Inch Wheels |
| 19-2979 | | -12/12 | R | | | | | | 33 | | | 146 | | | | | | 98,2 | | 16Inch Wheels |
| 19-8159 | | 12/12- | R | | | | | | | | 82 | 146 | | | | | | | | 16Inch Wheels |
| 19-8160 | | 12/12- | R | | | | | | | | 81 | 136 | | | | | | | | 15Inch Wheels |
| 1.7 TD (81 kW) Eng.LKR 11/13-1/70 | | | | | | | | | | | | | | | | | | | | |
| 19-2859 | | | F | | | | | | | | | 146 | | | | | | 87,5 | | 16Inch Wheels |
| 19-8159 | | | R | | | | | | | | 82 | 146 | | | | | | | | 16Inch Wheels |
| 19-8160 | | | R | | | | | | | | 81 | 136 | | | | | | | | 15Inch Wheels |
| 1.8 (103 kW) Eng.LUW, LWE 11/09-1/70 | | | | | | | | | | | | | | | | | | | | |
| 19-2858 | | | F | | | | | | 38 | | | 136 | | | | | | 83,5 | | Disc 276mm |
| 19-2859 | | | F | | | | | | | | | 146 | | | | | | 87,5 | | Disc 321mm, Disc 300mm |
| 19-8159 | | 12/12- | R | | | | | | | | 82 | 146 | | | | | | | | +ABS, 16Inch Wheels |
| 19-8160 | | 12/12- | R | | | | | | | | 81 | 136 | | | | | | | | +ABS, 15Inch Wheels |
| 1.8 (104 kW) Eng.2H0 5/09-1/70 | | | | | | | | | | | | | | | | | | | | |
| 19-2858 | | | F | | | | | | 38 | | | 136 | | | | | | 83,5 | | 15Inch Wheels |
| 19-2859 | | | F | | | | | | | | | 146 | | | | | | 87,5 | | 16Inch Wheels |
| 19-2978 | | -12/12 | R | | | | | | 30 | | | 136 | | | | | | 96,3 | | 15Inch Wheels |
| 19-2979 | | -12/12 | R | | | | | | 33 | | | 146 | | | | | | 98,2 | | 16Inch Wheels |
| 19-8159 | | 12/12- | R | | | | | | | | 82 | 146 | | | | | | | | 16Inch Wheels |
| 19-8160 | | 12/12- | R | | | | | | | | 81 | 136 | | | | | | | | 15Inch Wheels |
| 1.8 LPG (104 kW) Eng.2H0 6/11-1/70 | | | | | | | | | | | | | | | | | | | | |
| 19-2859 | | | F | | | | | | | | | 146 | | | | | | 87,5 | | 16Inch Wheels |
| 19-2978 | | -12/12 | R | | | | | | 30 | | | 136 | | | | | | 96,3 | | +ABS, 15Inch Wheels |
| 19-2979 | | -12/12 | R | | | | | | 33 | | | 146 | | | | | | 98,2 | | +ABS, 16Inch Wheels |
| 19-8159 | | 12/12- | R | | | | | | | | 82 | 146 | | | | | | | | +ABS, 16Inch Wheels |
| 19-8160 | | 12/12- | R | | | | | | | | 81 | 136 | | | | | | | | +ABS, 15Inch Wheels |

CHEVROLET

| METELLI ref | Spare Parts | | F/R | L/R | | | ABS | A | B | C | D | E | F | G | H | I | L | M | Fig | NOTE |
|---|-------------|--------|-----|-----|--|--|-----|---|----|---|----|-----|---|---|---|---|------|---|-----|---------------------|
| 2.0 CDI (92 kW) Eng.LLW 5/09-5/11 | | | | | | | | | | | | | | | | | | | | |
| 19-2858 | | | F | | | | | | 38 | | | 136 | | | | | 83,5 | | | 15Inch Wheels |
| 19-2859 | | | F | | | | | | | | | 146 | | | | | 87,5 | | | 16Inch Wheels |
| 19-2978 | | | R | | | | | | 30 | | | 136 | | | | | 96,3 | | | 15Inch Wheels |
| 19-2979 | | | R | | | | | | 33 | | | 146 | | | | | 98,2 | | | 16Inch Wheels |
| 2.0 CDI (110 kW) Eng.LLW 5/09-1/70 | | | | | | | | | | | | | | | | | | | | |
| 19-2858 | | -12/11 | F | | | | | | 38 | | | 136 | | | | | 83,5 | | | 15Inch Wheels |
| 19-2859 | | -12/11 | F | | | | | | | | | 146 | | | | | 87,5 | | | 16Inch Wheels |
| 19-2978 | | -12/12 | R | | | | | | 30 | | | 136 | | | | | 96,3 | | | 15Inch Wheels |
| 19-2979 | | -12/11 | R | | | | | | 33 | | | 146 | | | | | 98,2 | | | 16Inch Wheels |
| 19-8159 | | 12/12- | R | | | | | | | | 82 | 146 | | | | | | | | +ABS, 16Inch Wheels |
| 19-8160 | | 12/12- | R | | | | | | | | 81 | 136 | | | | | | | | +ABS, 15Inch Wheels |
| 2.0 CDI (120 kW) Eng.LNP 8/10-1/70 | | | | | | | | | | | | | | | | | | | | |
| 19-2858 | | | F | | | | | | 38 | | | 136 | | | | | 83,5 | | | 15Inch Wheels |
| 19-2859 | | | F | | | | | | | | | 146 | | | | | 87,5 | | | 16Inch Wheels |
| 19-2978 | | -12/12 | R | | | | | | 30 | | | 136 | | | | | 96,3 | | | 15Inch Wheels |
| 19-2979 | | | R | | | | | | 33 | | | 146 | | | | | 98,2 | | | 16Inch Wheels |
| 19-8159 | | 12/12- | R | | | | | | | | 82 | 146 | | | | | | | | +ABS, 16Inch Wheels |
| 19-8160 | | 12/12- | R | | | | | | | | 81 | 136 | | | | | | | | +ABS, 15Inch Wheels |
| Cruze II Hatchback (J305) 6/11-1/70 | | | | | | | | | | | | | | | | | | | | |
| 1.4 (74 kW) Eng.LDD 7/13-12/15 | | | | | | | | | | | | | | | | | | | | |
| 19-2859 | | | F | | | | | | | | | 146 | | | | | 87,5 | | | +ABS, 16Inch Wheels |
| 19-8159 | | | R | | | | | | | | 82 | 146 | | | | | | | | +ABS, 16Inch Wheels |
| 19-8160 | | | R | | | | | | | | 81 | 136 | | | | | | | | +ABS, 15Inch Wheels |
| 1.4 (103 kW) Eng.A 14 NET, LUJ 6/12-1/70 | | | | | | | | | | | | | | | | | | | | |
| 19-2859 | | | F | | | | | | | | | 146 | | | | | 87,5 | | | +ABS, 16Inch Wheels |
| 19-8159 | | | R | | | | | | | | 82 | 146 | | | | | | | | +ABS, 16Inch Wheels |
| 19-8160 | | | R | | | | | | | | 81 | 136 | | | | | | | | +ABS, 15Inch Wheels |

CHEVROLET

| METELLI ref | Spare Parts | | F/R | L/R | | | ABS | A | B | C | D | E | F | G | H | I | L | M | Fig | NOTE |
|---|-------------|--------|-----|-----|--|--|-----|----|---|---|----|-----|---|---|---|---|---|------|-----|---------------------|
| 1.6 (80 kW) Eng.LXT 1/12-1/70 | | | | | | | | | | | | | | | | | | | | |
| 19-8159 | | 12/12- | R | | | | | | | | 82 | 146 | | | | | | | | +ABS, 16Inch Wheels |
| 19-8160 | | 12/12- | R | | | | | | | | 81 | 136 | | | | | | | | +ABS, 15Inch Wheels |
| 1.6 (86 kW) Eng.LDE 12/12-1/70 | | | | | | | | | | | | | | | | | | | | |
| 19-8159 | | | R | | | | | | | | 82 | 146 | | | | | | | | +ABS, 16Inch Wheels |
| 19-8160 | | | R | | | | | | | | 81 | 136 | | | | | | | | +ABS, 15Inch Wheels |
| 1.6 (91 kW) Eng.LDE 6/11-1/70 | | | | | | | | | | | | | | | | | | | | |
| 19-2859 | | 01/12- | F | | | | | | | | | 146 | | | | | | 87,5 | | +ABS, 16Inch Wheels |
| 19-8159 | | 12/12- | R | | | | | | | | 82 | 146 | | | | | | | | +ABS, 16Inch Wheels |
| 19-8160 | | 12/12- | R | | | | | | | | 81 | 136 | | | | | | | | +ABS, 15Inch Wheels |
| 1.7 D (96 kW) Eng.LUD 1/12-12/15 | | | | | | | | | | | | | | | | | | | | |
| 19-2859 | | | F | | | | | | | | | 146 | | | | | | 87,5 | | +ABS, 16Inch Wheels |
| 19-2978 | | -12/12 | R | | | | | 30 | | | | 136 | | | | | | 96,3 | | 15Inch Wheels |
| 19-2979 | | -12/12 | R | | | | | 33 | | | | 146 | | | | | | 98,2 | | 16Inch Wheels |
| 19-8159 | | 12/12- | R | | | | | | | | 82 | 146 | | | | | | | | 16Inch Wheels |
| 19-8160 | | 12/12- | R | | | | | | | | 81 | 136 | | | | | | | | 15Inch Wheels |
| 1.7 TD (81 kW) Eng.LKR 8/13-12/15 | | | | | | | | | | | | | | | | | | | | |
| 19-2859 | | | F | | | | | | | | | 146 | | | | | | 87,5 | | +ABS, 16Inch Wheels |
| 19-8159 | | | R | | | | | | | | 82 | 146 | | | | | | | | +ABS, 16Inch Wheels |
| 19-8160 | | | R | | | | | | | | 81 | 136 | | | | | | | | +ABS, 15Inch Wheels |
| 1.8 (103 kW) Eng.2H0 10/11-1/70 | | | | | | | | | | | | | | | | | | | | |
| 19-8159 | | 12/12- | R | | | | | | | | 82 | 146 | | | | | | | | +ABS, 16Inch Wheels |
| 19-8160 | | 12/12- | R | | | | | | | | 81 | 136 | | | | | | | | +ABS, 15Inch Wheels |
| 1.8 (104 kW) Eng.2H0 6/11-1/70 | | | | | | | | | | | | | | | | | | | | |
| 19-2859 | | | F | | | | | | | | | 146 | | | | | | 87,5 | | +ABS, 16Inch Wheels |
| 19-2978 | | -12/12 | R | | | | | 30 | | | | 136 | | | | | | 96,3 | | +ABS, 15Inch Wheels |
| 19-2979 | | -12/12 | R | | | | | 33 | | | | 146 | | | | | | 98,2 | | +ABS, 16Inch Wheels |
| 19-8159 | | 12/12- | R | | | | | | | | 82 | 146 | | | | | | | | +ABS, 16Inch Wheels |
| 19-8160 | | 12/12- | R | | | | | | | | 81 | 136 | | | | | | | | +ABS, 15Inch Wheels |

CHEVROLET

| METELLI ref | Spare Parts | | F/R | L/R | | | ABS | A | B | C | D | E | F | G | H | I | L | M | Fig | NOTE |
|--|-------------|--------|-----|-----|--|--|-----|---|----|---|----|-----|---|---|---|---|------|---|-----|---------------------|
| 1.8 LPG (104 kW) Eng.2H0 6/11-12/15 | | | | | | | | | | | | | | | | | | | | |
| 19-8159 | | | R | | | | | | | | 82 | 146 | | | | | | | | +ABS, 16Inch Wheels |
| 19-8160 | | | R | | | | | | | | 81 | 136 | | | | | | | | +ABS, 15Inch Wheels |
| 2.0 CDI (120 kW) Eng.LNP 6/11-1/70 | | | | | | | | | | | | | | | | | | | | |
| 19-2859 | | | F | | | | | | | | | 146 | | | | | 87,5 | | | +ABS, 16Inch Wheels |
| 19-2978 | | -12/12 | R | | | | | | 30 | | | 136 | | | | | 96,3 | | | +ABS, 15Inch Wheels |
| 19-2979 | | -12/12 | R | | | | | | 33 | | | 146 | | | | | 98,2 | | | +ABS, 16Inch Wheels |
| 19-8159 | | 12/12- | R | | | | | | | | 82 | 146 | | | | | | | | +ABS, 16Inch Wheels |
| 19-8160 | | 12/12- | R | | | | | | | | 81 | 136 | | | | | | | | +ABS, 15Inch Wheels |
| Cruze II SW (J308) 8/12-1/70 | | | | | | | | | | | | | | | | | | | | |
| 1.4 (74 kW) Eng.LDD 7/13-12/15 | | | | | | | | | | | | | | | | | | | | |
| 19-8159 | | | R | | | | | | | | 82 | 146 | | | | | | | | +ABS, 16Inch Wheels |
| 19-8160 | | | R | | | | | | | | 81 | 136 | | | | | | | | +ABS, 15Inch Wheels |
| 1.4 (103 kW) Eng.LUJ 8/12-1/70 | | | | | | | | | | | | | | | | | | | | |
| 19-2859 | | | F | | | | | | | | | 146 | | | | | 87,5 | | | +ABS, 16Inch Wheels |
| 19-8159 | | | R | | | | | | | | 82 | 146 | | | | | | | | +ABS, 16Inch Wheels |
| 19-8160 | | | R | | | | | | | | 81 | 136 | | | | | | | | +ABS, 15Inch Wheels |
| 1.6 (86 kW) Eng.LDE 12/12-12/15 | | | | | | | | | | | | | | | | | | | | |
| 19-8159 | | | R | | | | | | | | 82 | 146 | | | | | | | | +ABS, 16Inch Wheels |
| 19-8160 | | | R | | | | | | | | 81 | 136 | | | | | | | | +ABS, 15Inch Wheels |
| 1.6 (91 kW) Eng.LDE 8/12-12/15 | | | | | | | | | | | | | | | | | | | | |
| 19-2859 | | | F | | | | | | | | | 146 | | | | | 87,5 | | | +ABS, 16Inch Wheels |
| 19-8159 | | | R | | | | | | | | 82 | 146 | | | | | | | | +ABS, 16Inch Wheels |
| 19-8160 | | | R | | | | | | | | 81 | 136 | | | | | | | | +ABS, 15Inch Wheels |
| 1.7 TD (81 kW) Eng.LKR 11/13-12/15 | | | | | | | | | | | | | | | | | | | | |
| 19-2859 | | | F | | | | | | | | | 146 | | | | | 87,5 | | | +ABS, 16Inch Wheels |
| 19-8159 | | | R | | | | | | | | 82 | 146 | | | | | | | | +ABS, 16Inch Wheels |
| 19-8160 | | | R | | | | | | | | 81 | 136 | | | | | | | | +ABS, 15Inch Wheels |

CHEVROLET

| METELLI ref | Spare Parts | | F/R | L/R | | | ABS | A | B | C | D | E | F | G | H | I | L | M | Fig | NOTE |
|---|-------------|--|-----|-----|--|--|-----|---|----|----|----|-------|---|---|---|---|----|---|-----|------|
| 19-2976 | | | F | | | | | | 20 | | | 139 | | | | | 88 | | | +ABS |
| Evanda 3/05-1/70 | | | | | | | | | | | | | | | | | | | | |
| 2.0 (96 kW) Eng.L88 3/05-12/06 | | | | | | | | | | | | | | | | | | | | |
| 19-2975 | | | R | | | | | | 36 | | | 139,3 | | | | | | | | |
| 19-2976 | | | F | | | | | | 20 | | | 139 | | | | | 88 | | | |
| Lacetti (J200) 1/05-1/70 | | | | | | | | | | | | | | | | | | | | |
| 1.4 16V (70 kW) Eng.L14(85CUL4) 3/05-3/13 | | | | | | | | | | | | | | | | | | | | |
| 19-2975 | | | R | | | | | | 36 | | | 139,3 | | | | | | | | +ABS |
| 19-7118 | | | F | | | | | | | 39 | 74 | | | | | | 39 | | | |
| 1.6 (80 kW) Eng.L44(96CUL4), LXT 3/05-1/70 | | | | | | | | | | | | | | | | | | | | |
| 19-2975 | | | R | | | | | | 36 | | | 139,3 | | | | | | | | +ABS |
| 19-7118 | | | F | | | | | | | 39 | 74 | | | | | | 39 | | | |
| 1.8 (89 kW) Eng.LDA 8/05-12/11 | | | | | | | | | | | | | | | | | | | | |
| 19-2975 | | | R | | | | | | 36 | | | 139,3 | | | | | | | | +ABS |
| 19-7118 | | | F | | | | | | | 39 | 74 | | | | | | 39 | | | |
| 1.8 (90 kW) Eng.LDA 3/05-1/70 | | | | | | | | | | | | | | | | | | | | |
| 19-2975 | | | R | | | | | | 36 | | | 139,3 | | | | | | | | +ABS |
| 19-7118 | | | F | | | | | | | 39 | 74 | | | | | | 39 | | | |
| 2.0 D (89 kW) Eng.LMN 1/07-1/70 | | | | | | | | | | | | | | | | | | | | |
| 19-2975 | | | R | | | | | | 36 | | | 139,3 | | | | | | | | +ABS |
| 19-7118 | | | F | | | | | | | 39 | 74 | | | | | | 39 | | | |
| Lacetti Sedan (J200) 5/03-3/13 | | | | | | | | | | | | | | | | | | | | |
| 1.4 (69 kW) Eng.L14(85CUL4) 3/05-3/13 | | | | | | | | | | | | | | | | | | | | |
| 19-2975 | | | R | | | | | | 36 | | | 139,3 | | | | | | | | +ABS |
| 19-7118 | | | F | | | | | | | 39 | 74 | | | | | | 39 | | | |

CHEVROLET

| METELLI ref | Spare Parts | | F/R | L/R | | ABS | A | B | C | D | E | F | G | H | I | L | M | Fig | NOTE |
|--|-------------|--|-----|-----|--|-----|---|----|----|----|-------|---|---|---|---|----|---|-----|------|
| 1.6 (80 kW) Eng.L44(96CUL4), LXT 3/05-3/13 | | | | | | | | | | | | | | | | | | | |
| 19-2975 | | | R | | | | | 36 | | | 139,3 | | | | | | | | +ABS |
| 19-7118 | | | F | | | | | | 39 | 74 | | | | | | 39 | | | |
| 1.8 (90 kW) Eng.L84(110CUL4) 5/03-8/05 | | | | | | | | | | | | | | | | | | | |
| 19-2975 | | | R | | | | | 36 | | | 139,3 | | | | | | | | +ABS |
| 1.8 (90 kW) Eng.LDA 8/05-3/13 | | | | | | | | | | | | | | | | | | | |
| 19-7118 | | | F | | | | | | 39 | 74 | | | | | | 39 | | | |
| Lacetti SW (J200) 3/05-1/70 | | | | | | | | | | | | | | | | | | | |
| 1.6 (80 kW) Eng.L44(96CUL4), LXT 3/05-1/70 | | | | | | | | | | | | | | | | | | | |
| 19-2975 | | | R | | | | | 36 | | | 139,3 | | | | | | | | +ABS |
| 19-7118 | | | F | | | | | | 39 | 74 | | | | | | 39 | | | |
| 1.6 LPG (80 kW) Eng.LXT 6/09-12/11 | | | | | | | | | | | | | | | | | | | |
| 19-2975 | | | R | | | | | 36 | | | 139,3 | | | | | | | | +ABS |
| 19-7118 | | | F | | | | | | 39 | 74 | | | | | | 39 | | | |
| 1.8 (89 kW) Eng.LDA 8/05-1/70 | | | | | | | | | | | | | | | | | | | |
| 19-2975 | | | R | | | | | 36 | | | 139,3 | | | | | | | | +ABS |
| 19-7118 | | | F | | | | | | 39 | 74 | | | | | | 39 | | | |
| 19-2975 | | | R | | | | | 36 | | | 139,3 | | | | | | | | +ABS |
| 19-7118 | | | F | | | | | | 39 | 74 | | | | | | 39 | | | |
| 1.8 (90 kW) Eng.L84(110CUL4) 5/03-8/05 | | | | | | | | | | | | | | | | | | | |
| 19-2975 | | | R | | | | | 36 | | | 139,3 | | | | | | | | +ABS |
| 2.0 D (89 kW) Eng.LMN 1/07-1/70 | | | | | | | | | | | | | | | | | | | |
| 19-2975 | | | R | | | | | 36 | | | 139,3 | | | | | | | | +ABS |
| 19-7118 | | | F | | | | | | 39 | 74 | | | | | | 39 | | | |
| Lanos Sedan 11/05-1/70 | | | | | | | | | | | | | | | | | | | |
| 1.4 (55 kW) Eng.L13(82CUL4) 11/05-12/10 | | | | | | | | | | | | | | | | | | | |
| 19-2174 | | | F | | | | | | 39 | 72 | | | | | | 37 | | | |

CHEVROLET

| METELLI ref | Spare Parts | | F/R | L/R | | | ABS | A | B | C | D | E | F | G | H | I | L | M | Fig | NOTE |
|---|-------------|--|-----|-----|--|--|-----|---|----|----|----|-----|---|---|---|---|---|------|------|------|
| 1.5 (63 kW) Eng.LX6 11/05-12/10 | | | | | | | | | | | | | | | | | | | | |
| 19-2174 | | | F | | | | | | | 39 | 72 | | | | | | | 37 | | |
| 1.5 (64 kW) Eng.LX6 11/05-12/18 | | | | | | | | | | | | | | | | | | | | |
| 19-2174 | | | F | | | | | | | 39 | 72 | | | | | | | 37 | | |
| 1.6 16V (78 kW) Eng.L44(96CUL4) 11/05-12/10 | | | | | | | | | | | | | | | | | | | | |
| 19-2174 | | | F | | | | | | | 39 | 72 | | | | | | | 37 | | |
| Malibu VII (V300) 1/12-1/70 | | | | | | | | | | | | | | | | | | | | |
| 2.0 D (118 kW) Eng.LBS 4/12-1/70 | | | | | | | | | | | | | | | | | | | | |
| 19-8173 | | | F | | | | | | 30 | | | 157 | | | | | | 88 | | |
| 19-8175 | | | R | | | | | | 30 | | | 157 | | | | | | 88 | | |
| 2.4 (123 kW) Eng.LE9(145CUL4) 1/12-1/70 | | | | | | | | | | | | | | | | | | | | |
| 19-8173 | | | F | | | | | | 30 | | | 157 | | | | | | 88 | | |
| 19-8175 | | | R | | | | | | 30 | | | 157 | | | | | | 88 | | |
| 2.4 (125 kW) Eng.LE9(145CUL4) 1/12-1/70 | | | | | | | | | | | | | | | | | | | | |
| 19-8173 | | | F | | | | | | 30 | | | 157 | | | | | | 88 | | |
| 19-8175 | | | R | | | | | | 30 | | | 157 | | | | | | 88 | | |
| Matiz (M200, M250) 3/05-1/70 | | | | | | | | | | | | | | | | | | | | |
| 0.8 (38 kW) Eng.LBF(49CUL3), LQ2(49CUL3) 3/05-12/13 | | | | | | | | | | | | | | | | | | | | |
| 19-2179 | | | F | | | | | | | 35 | 60 | | | | | | | 15,9 | 16,8 | |
| 19-2479 | | | R | | | | | | | 20 | 52 | | | | | | | 16,3 | 15 | |
| 0.8 LPG (38 kW) Eng.LBF(49CUL3), LQ2(49CUL3) 3/05-12/07 | | | | | | | | | | | | | | | | | | | | |
| 19-2179 | | | F | | | | | | | 35 | 60 | | | | | | | 15,9 | 16,8 | |
| 19-2479 | | | R | | | | | | | 20 | 52 | | | | | | | 16,3 | 15 | |
| 1.0 (46 kW) Eng.B10S 1/08-12/13 | | | | | | | | | | | | | | | | | | | | |
| 19-2179 | | | F | | | | | | | 35 | 60 | | | | | | | 15,9 | 16,8 | |
| 19-2479 | | | R | | | | | | | 20 | 52 | | | | | | | 16,3 | 15 | |

CHEVROLET

| METELLI ref | Spare Parts | F/R | L/R | ABS | A | B | C | D | E | F | G | H | I | L | M | Fig | NOTE |
|--|-------------|-----|-----|-----|---|----|----|----|-------|---|---|---|----|------|------|-----|------|
| 1.0 (47 kW) Eng.LQ4(61CUL4) 3/05-12/07 | | | | | | | | | | | | | | | | | |
| 19-2179 | | F | | | | | 35 | 60 | | | | | | 15,9 | 16,8 | | |
| 19-2479 | | R | | | | | 20 | 52 | | | | | | 16,3 | 15 | | |
| 1.0 (49 kW) Eng.LQ4(61CUL4) 3/05-1/70 | | | | | | | | | | | | | | | | | |
| 19-2179 | | F | | | | | 35 | 60 | | | | | | 15,9 | 16,8 | | |
| 19-2479 | | R | | | | | 20 | 52 | | | | | | 16,3 | 15 | | |
| 1.0 LPG (49 kW) Eng.LA2, LQ4(61CUL4) 3/05-3/11 | | | | | | | | | | | | | | | | | |
| 19-2179 | | F | | | | | 35 | 60 | | | | | | 15,9 | 16,8 | | |
| 19-2479 | | R | | | | | 20 | 52 | | | | | | 16,3 | 15 | | |
| Niva 1/98-1/70 | | | | | | | | | | | | | | | | | |
| 1.7 4x4 (59 kW) Eng.B05C 9/02-1/70 | | | | | | | | | | | | | | | | | |
| 19-2158 | | F | | | | | 40 | 68 | | | | | 19 | 19 | | | |
| 19-2551 | | R | | | | | 40 | 80 | | | | | | 23 | | | |
| 1.7 4x4 (61 kW) Eng.B05C 1/10-1/70 | | | | | | | | | | | | | | | | | |
| 19-2158 | | F | | | | | 40 | 68 | | | | | 19 | 19 | | | |
| 19-2551 | | R | | | | | 40 | 80 | | | | | | 23 | | | |
| 1.8 4x4 (92 kW) Eng.2H9 1/07-12/09 | | | | | | | | | | | | | | | | | |
| 19-2158 | | F | | | | | 40 | 68 | | | | | 19 | 19 | | | |
| 19-2551 | | R | | | | | 40 | 80 | | | | | | 23 | | | |
| Nubira Sedan 1/05-12/11 | | | | | | | | | | | | | | | | | |
| 1.4 (69 kW) Eng.L14(85CUL4) 1/05-12/07 | | | | | | | | | | | | | | | | | |
| 19-2975 | | R | | | | 36 | | | 139,3 | | | | | | | | |
| 19-7118 | | F | | | | | 39 | 74 | | | | | | 39 | | | |
| 1.4 (70 kW) Eng.L14(85CUL4) 1/06-12/08 | | | | | | | | | | | | | | | | | |
| 19-2975 | | R | | | | 36 | | | 139,3 | | | | | | | | |
| 19-7118 | | F | | | | | 39 | 74 | | | | | | 39 | | | |

CHEVROLET

| METELLI ref | Spare Parts | | F/R | L/R | | | ABS | A | B | C | D | E | F | G | H | I | L | M | Fig | NOTE |
|---|-------------|--------|-----|-----|--|--|-----|---|----|----|----|-------|---|---|---|---|---|----|-----|------|
| 1.6 (80 kW) Eng.L44(96CUL4), LXT 3/05-12/11 | | | | | | | | | | | | | | | | | | | | |
| 19-2975 | | | R | | | | | | 36 | | | 139,3 | | | | | | | | |
| 19-7118 | | -12/09 | F | | | | | | | 39 | 74 | | | | | | | 39 | | |
| 1.8 (89 kW) Eng.LDA 1/06-9/07 | | | | | | | | | | | | | | | | | | | | |
| 19-2975 | | | R | | | | | | 36 | | | 139,3 | | | | | | | | |
| 19-7118 | | | F | | | | | | | 39 | 74 | | | | | | | 39 | | |
| 1.8 (90 kW) Eng.LDA 3/05-12/09 | | | | | | | | | | | | | | | | | | | | |
| 19-2975 | | | R | | | | | | 36 | | | 139,3 | | | | | | | | |
| 19-7118 | | | F | | | | | | | 39 | 74 | | | | | | | 39 | | |
| 2.0 D (89 kW) Eng.LMN 1/05-12/11 | | | | | | | | | | | | | | | | | | | | |
| 19-2975 | | | R | | | | | | 36 | | | 139,3 | | | | | | | | |
| 19-7118 | | -12/09 | F | | | | | | | 39 | 74 | | | | | | | 39 | | |
| Nubira SW 1/05-12/11 | | | | | | | | | | | | | | | | | | | | |
| 1.6 (80 kW) Eng.L44(96CUL4), LXT 3/05-12/11 | | | | | | | | | | | | | | | | | | | | |
| 19-2975 | | | R | | | | | | 36 | | | 139,3 | | | | | | | | |
| 19-7118 | | -12/09 | F | | | | | | | 39 | 74 | | | | | | | 39 | | |
| 1.8 (89 kW) Eng.LDA 8/05-12/11 | | | | | | | | | | | | | | | | | | | | |
| 19-2975 | | | R | | | | | | 36 | | | 139,3 | | | | | | | | |
| 19-7118 | | -12/09 | F | | | | | | | 39 | 74 | | | | | | | 39 | | |
| 1.8 (90 kW) Eng.LDA 3/05-12/09 | | | | | | | | | | | | | | | | | | | | |
| 19-2975 | | | R | | | | | | 36 | | | 139,3 | | | | | | | | |
| 19-7118 | | | F | | | | | | | 39 | 74 | | | | | | | 39 | | |
| 2.0 D (89 kW) Eng.LMN 1/07-12/11 | | | | | | | | | | | | | | | | | | | | |
| 19-2975 | | | R | | | | | | 36 | | | 139,3 | | | | | | | | |
| 19-7118 | | -12/09 | F | | | | | | | 39 | 74 | | | | | | | 39 | | |

CHEVROLET

| METELLI ref | Spare Parts | | F/R | L/R | | | ABS | A | B | C | D | E | F | G | H | I | L | M | Fig | NOTE |
|--|-------------|--------|-----|-----|--|--|-----|----|---|----|-----|-----|---|---|---|---|---|------|-----|---------------|
| Optra II (1J_) 8/03-12/10 | | | | | | | | | | | | | | | | | | | | |
| 1.6 (78 kW) Eng.LXT 8/03-12/08 | | | | | | | | | | | | | | | | | | | | |
| 19-7118 | | | F | | | | | | | 39 | 74 | | | | | | | 39 | | |
| 1.6 (80 kW) Eng.L44(96CUL4), LXT 8/03-12/08 | | | | | | | | | | | | | | | | | | | | |
| 19-7118 | | | F | | | | | | | 39 | 74 | | | | | | | 39 | | |
| 1.8 (90 kW) Eng.LDA 8/03-12/08 | | | | | | | | | | | | | | | | | | | | |
| 19-7118 | | | F | | | | | | | 39 | 74 | | | | | | | 39 | | |
| Optra II SW 3/05-12/08 | | | | | | | | | | | | | | | | | | | | |
| 1.6 (80 kW) Eng.L44(96CUL4), LXT 6/06-12/08 | | | | | | | | | | | | | | | | | | | | |
| 19-7118 | | | F | | | | | | | 39 | 74 | | | | | | | 39 | | |
| Orlando (J309) 2/11-1/70 | | | | | | | | | | | | | | | | | | | | |
| 1.4 (103 kW) Eng.LUJ 6/12-1/70 | | | | | | | | | | | | | | | | | | | | |
| 19-2859 | | | F | | | | | | | | | 146 | | | | | | 87,5 | | |
| 19-2979 | | -12/12 | R | | | | | 33 | | | | 146 | | | | | | 98,2 | | 16Inch Wheels |
| 19-8159 | | 12/12- | R | | | | | | | 82 | 146 | | | | | | | | | 16Inch Wheels |
| 1.8 (104 kW) Eng.2H0 2/11-1/70 | | | | | | | | | | | | | | | | | | | | |
| 19-2859 | | | F | | | | | | | | | 146 | | | | | | 87,5 | | |
| 19-2979 | | -12/12 | R | | | | | 33 | | | | 146 | | | | | | 98,2 | | 16Inch Wheels |
| 19-8159 | | 12/12- | R | | | | | | | 82 | 146 | | | | | | | | | 16Inch Wheels |
| 1.8 LPG (104 kW) Eng.2H0 6/11-12/15 | | | | | | | | | | | | | | | | | | | | |
| 19-2859 | | | F | | | | | | | | | 146 | | | | | | 87,5 | | |
| 19-2979 | | -12/12 | R | | | | | 33 | | | | 146 | | | | | | 98,2 | | 16Inch Wheels |
| 19-8159 | | 12/12- | R | | | | | | | 82 | 146 | | | | | | | | | 16Inch Wheels |
| 2.0 D (96 kW) Eng.LNP 2/11-12/15 | | | | | | | | | | | | | | | | | | | | |
| 19-2859 | | | F | | | | | | | | | 146 | | | | | | 87,5 | | |
| 19-2979 | | -12/12 | R | | | | | 33 | | | | 146 | | | | | | 98,2 | | 16Inch Wheels |

CHEVROLET

| METELLI ref | Spare Parts | | F/R | L/R | | | ABS | A | B | C | D | E | F | G | H | I | L | M | Fig | NOTE |
|--|-------------|--------|-----|-----|--|--|-----|---|----|----|----|-----|---|---|---|---|---|---|------|---------------|
| 19-8159 | | 12/12- | R | | | | | | | | 82 | 146 | | | | | | | | 16Inch Wheels |
| 2.0 D (120 kW) Eng.LNP 2/11-1/70 | | | | | | | | | | | | | | | | | | | | |
| 19-2859 | | | F | | | | | | | | | 146 | | | | | | | 87,5 | |
| 19-2979 | | -12/12 | R | | | | | | 33 | | | 146 | | | | | | | 98,2 | 16Inch Wheels |
| 19-8159 | | 12/12- | R | | | | | | | | 82 | 146 | | | | | | | | 16Inch Wheels |
| 2.0 LPG (103 kW) Eng.LTD 2/12-1/70 | | | | | | | | | | | | | | | | | | | | |
| 19-2859 | | | F | | | | | | | | | 146 | | | | | | | 87,5 | |
| 19-8159 | | 12/12- | R | | | | | | | | 82 | 146 | | | | | | | | 16Inch Wheels |
| Rezzo MPV / Space wagon (U100) / Tacuma 3/05-1/70 | | | | | | | | | | | | | | | | | | | | |
| 1.6 (77 kW) Eng.L44(96CUL4) 3/05-1/70 | | | | | | | | | | | | | | | | | | | | |
| 19-7118 | | -12/08 | F | | | | | | | 39 | 74 | | | | | | | | 39 | |
| 1.6 (79 kW) Eng.L44(96CUL4) 8/05-1/70 | | | | | | | | | | | | | | | | | | | | |
| 19-7118 | | -12/08 | F | | | | | | | 39 | 74 | | | | | | | | 39 | |
| 2.0 (89 kW) Eng.L88 3/05-1/70 | | | | | | | | | | | | | | | | | | | | |
| 19-7118 | | -12/08 | F | | | | | | | 39 | 74 | | | | | | | | 39 | |
| 2.0 (90 kW) Eng.L88 8/05-9/09 | | | | | | | | | | | | | | | | | | | | |
| 19-7118 | | -12/08 | F | | | | | | | 39 | 74 | | | | | | | | 39 | |
| Spark I 9/00-1/70 | | | | | | | | | | | | | | | | | | | | |
| 0.8 (37 kW) Eng.LBF(49CUL3), LQ2(49CUL3) 5/05-2/10 | | | | | | | | | | | | | | | | | | | | |
| 19-2179 | | 01/06- | F | | | | | | | 35 | 60 | | | | | | | | 15,9 | 16,8 |
| 19-2479 | | 01/06- | R | | | | | | | 20 | 52 | | | | | | | | 16,3 | 15 |
| 0.8 (38 kW) Eng.F8CV 9/00-12/06 | | | | | | | | | | | | | | | | | | | | |
| 19-2179 | | | F | | | | | | | 35 | 60 | | | | | | | | 15,9 | 16,8 |
| 19-2479 | | | R | | | | | | | 20 | 52 | | | | | | | | 16,3 | 15 |
| 1.0 SX (44 kW) Eng.LA2 6/09-1/70 | | | | | | | | | | | | | | | | | | | | |
| 19-2179 | | | F | | | | | | | 35 | 60 | | | | | | | | 15,9 | 16,8 |
| 19-2479 | | | R | | | | | | | 20 | 52 | | | | | | | | 16,3 | 15 |

CHEVROLET

| METELLI ref | Spare Parts | | F/R | L/R | | | ABS | A | B | C | D | E | F | G | H | I | L | M | Fig | NOTE |
|---|-------------|--|-----|-----|--|--|-----|---|---|----|----|-----|---|---|---|---|---|---|-----|------|
| 1.4 LPG (103 kW) Eng.LUJ 4/13-1/70 | | | | | | | | | | | | | | | | | | | | |
| 19-8154 | | | F | | | | | | | 40 | 78 | | | | | | | | 40 | |
| 19-8176 | | | R | | | | | | | | | 136 | | | | | | | 119 | |
| 1.6 (85 kW) Eng.LDE 12/12-1/70 | | | | | | | | | | | | | | | | | | | | |
| 19-8154 | | | F | | | | | | | 40 | 78 | | | | | | | | 40 | |
| 19-8176 | | | R | | | | | | | | | 136 | | | | | | | 119 | |
| 1.7 TD (96 kW) Eng.LUD 12/12-1/70 | | | | | | | | | | | | | | | | | | | | |
| 19-8154 | | | F | | | | | | | 40 | 78 | | | | | | | | 40 | |
| 19-8176 | | | R | | | | | | | | | 136 | | | | | | | 119 | |
| 1.7 TD AWD (96 kW) Eng.LUD 12/12-1/70 | | | | | | | | | | | | | | | | | | | | |
| 19-8154 | | | F/R | | | | | | | 40 | 78 | | | | | | | | 40 | |
| 1.8 (103 kW) Eng.2H0 3/13-1/70 | | | | | | | | | | | | | | | | | | | | |
| 19-8154 | | | F | | | | | | | 40 | 78 | | | | | | | | 40 | |
| 19-8176 | | | R | | | | | | | | | 136 | | | | | | | 119 | |
| 1.8 AWD (103 kW) Eng.2H0 3/13-1/70 | | | | | | | | | | | | | | | | | | | | |
| 19-8154 | | | F/R | | | | | | | 40 | 78 | | | | | | | | 40 | |

CHRYSLER

Sebring (JS) 9/06-12/10

2.0 CRD (103 kW) Eng.ECD 7/07-12/10

| | | | | | | | | | | | | | | | | | | | | |
|---------|--|--|---|--|--|--|--|--|--|----|----|--|--|--|--|--|--|--|----|--|
| 19-2800 | | | F | | | | | | | 43 | 80 | | | | | | | | 40 | |
|---------|--|--|---|--|--|--|--|--|--|----|----|--|--|--|--|--|--|--|----|--|

2.0 VVT (115 kW) Eng.ECN 7/07-12/10

| | | | | | | | | | | | | | | | | | | | | |
|---------|--|--|---|--|--|--|--|--|--|----|----|--|--|--|--|--|--|--|----|--|
| 19-2800 | | | F | | | | | | | 43 | 80 | | | | | | | | 40 | |
|---------|--|--|---|--|--|--|--|--|--|----|----|--|--|--|--|--|--|--|----|--|

2.4 VVT (125 kW) Eng.ED3, EDG 7/07-12/10

| | | | | | | | | | | | | | | | | | | | | |
|---------|--|--|---|--|--|--|--|--|--|----|----|--|--|--|--|--|--|--|----|--|
| 19-2800 | | | F | | | | | | | 43 | 80 | | | | | | | | 40 | |
|---------|--|--|---|--|--|--|--|--|--|----|----|--|--|--|--|--|--|--|----|--|

2.7 (138 kW) Eng.EER 7/07-12/10

| | | | | | | | | | | | | | | | | | | | | |
|---------|--|--|---|--|--|--|--|--|--|----|----|--|--|--|--|--|--|--|----|--|
| 19-2800 | | | F | | | | | | | 43 | 80 | | | | | | | | 40 | |
|---------|--|--|---|--|--|--|--|--|--|----|----|--|--|--|--|--|--|--|----|--|

CHRYSLER

| METELLI ref | Spare Parts | | F/R | L/R | | | ABS | A | B | C | D | E | F | G | H | I | L | M | Fig | NOTE |
|--|-------------|--|-----|-----|--|--|-----|---|---|----|----|---|---|---|---|---|---|----|-----|--------------------------------------|
| 2.7 VVT (137 kW) Eng.EER 7/07-9/10 | | | | | | | | | | | | | | | | | | | | |
| 19-2800 | | | F | | | | | | | 43 | 80 | | | | | | | 40 | | |
| 2.7 VVT (141 kW) Eng.EER 9/06-12/10 | | | | | | | | | | | | | | | | | | | | |
| 19-2800 | | | F | | | | | | | 43 | 80 | | | | | | | 40 | | |
| 3.5 AWD (175 kW) Eng.EGF, EGG 11/07-12/10 | | | | | | | | | | | | | | | | | | | | |
| 19-2800 | | | F | | | | | | | 43 | 80 | | | | | | | 40 | | |
| Sebring Cabrio (JS) 5/07-12/10 | | | | | | | | | | | | | | | | | | | | |
| 2.0 CRD (103 kW) Eng.ECD 7/07-12/10 | | | | | | | | | | | | | | | | | | | | |
| 19-2800 | | | F | | | | | | | 43 | 80 | | | | | | | 40 | | |
| 2.4 VVT (125 kW) Eng.ED3 7/07-12/10 | | | | | | | | | | | | | | | | | | | | |
| 19-2800 | | | F | | | | | | | 43 | 80 | | | | | | | 40 | | |
| 2.7 (137 kW) Eng.EER 7/07-12/10 | | | | | | | | | | | | | | | | | | | | |
| 19-2800 | | | F | | | | | | | 43 | 80 | | | | | | | 40 | | |
| 2.7 Flexfuel (137 kW) Eng.EER 5/07-9/10 | | | | | | | | | | | | | | | | | | | | |
| 19-2800 | | | F | | | | | | | 43 | 80 | | | | | | | 40 | | |
| 2.7 VVT (141 kW) Eng.EER 7/07-12/10 | | | | | | | | | | | | | | | | | | | | |
| 19-2800 | | | F | | | | | | | 43 | 80 | | | | | | | 40 | | |
| CITROEN | | | | | | | | | | | | | | | | | | | | |
| Ax (ZA-_) 7/86-12/98 | | | | | | | | | | | | | | | | | | | | |
| 1.4 4x4 (48 kW) Eng.K1F 8/92-4/94 | | | | | | | | | | | | | | | | | | | | |
| 19-2184 | | | F | | | | | | | 35 | 72 | | | | | | | 33 | | |
| 1.4 GTi (66 kW) Eng.KFY (TU3FJ2) (08.91-.) 8/91-12/96 | | | | | | | | | | | | | | | | | | | | |
| 19-2184 | | | F | | | | | | | 35 | 72 | | | | | | | 33 | | |
| 19-2595 | | | R | | | | | | | 25 | 52 | | | | | | | 37 | | +/-ABS, Brake drum, Payload standard |
| 1.4 GTi (69 kW) Eng.KFZ (TU3FJ2/Z) 6/91-12/96 | | | | | | | | | | | | | | | | | | | | |
| 19-2184 | | | F | | | | | | | 35 | 72 | | | | | | | 33 | | |

CITROEN

| METELLI ref | Spare Parts | | F/R | L/R | | ABS | A | B | C | D | E | F | G | H | I | L | M | Fig | NOTE |
|---|-------------|-------------|-----|-----|--|-----|---|---|----|----|-------|---|---|---|---|------|---|-----|--------------------------------------|
| 19-2595 | | | R | | | | | | 25 | 52 | | | | | | 37 | | | +/-ABS, Brake drum, Payload standard |
| 1.4 GTi (74 kW) Eng.KFZ (TU3FJ2/Z) 6/91-12/92 | | | | | | | | | | | | | | | | | | | |
| 19-2184 | | | F | | | | | | 35 | 72 | | | | | | 33 | | | |
| 19-2595 | | | R | | | | | | 25 | 52 | | | | | | 37 | | | +/-ABS, Brake drum, Payload standard |
| 11 4x4 (40 kW) Eng.H1A 6/91-7/92 | | | | | | | | | | | | | | | | | | | |
| 19-2184 | | | F | | | | | | 35 | 72 | | | | | | 33 | | | |
| 14 (61 kW) Eng.K2A 1/88-12/92 | | | | | | | | | | | | | | | | | | | |
| 19-2184 | | 05/91- | F | | | | | | 35 | 72 | | | | | | 33 | | | |
| 14 (62 kW) Eng.K2A, K2B 1/88-12/92 | | | | | | | | | | | | | | | | | | | |
| 19-2184 | | 05/91- | F | | | | | | 35 | 72 | | | | | | 33 | | | |
| 14 (ZA) (55 kW) Eng.KDX (TU3M/Z) (03.89-), KDY (TU3FM), KDY (TU3M), K 4/87-4/97 | | | | | | | | | | | | | | | | | | | |
| 19-2184 | | 05/91- | F | | | | | | 35 | 72 | | | | | | 33 | | | |
| 14 4x4 (55 kW) Eng.KDX (TU3M/Z) (08.91-), KDY (TU3FM), KDY (TU3M), K 8/91-12/96 | | | | | | | | | | | | | | | | | | | |
| 19-2184 | | | F | | | | | | 35 | 72 | | | | | | 33 | | | |
| 14 D (37 kW) Eng.K9Y (TUD3Y) (08.91-) 8/91-12/97 | | | | | | | | | | | | | | | | | | | |
| 19-2184 | | | F | | | | | | 35 | 72 | | | | | | 33 | | | |
| 14 D (38 kW) Eng.K9A (TUD3) (09.88-) 9/88-6/92 | | | | | | | | | | | | | | | | | | | |
| 19-2184 | | 05/91- | F | | | | | | 35 | 72 | | | | | | 33 | | | |
| 15 D (40 kW) Eng.VJY (TUD5) 8/94-12/97 | | | | | | | | | | | | | | | | | | | |
| 19-2184 | | | F | | | | | | 35 | 72 | | | | | | 33 | | | |
| 15 D (43 kW) Eng.VJY (TUD5), VJZ (TUD5) 8/94-12/97 | | | | | | | | | | | | | | | | | | | |
| 19-2184 | | | F | | | | | | 35 | 72 | | | | | | 33 | | | |
| Berlingo I / First MPV/ Space wagon (MF, GKJ, GFK) 7/96-12/11 | | | | | | | | | | | | | | | | | | | |
| 1.1 i (MFHDZ, MFHFX) (44 kW) Eng.HDZ (TU1M), HFX (TU1JP) 7/96-5/08 | | | | | | | | | | | | | | | | | | | |
| 19-2129 | | | F | | | | | | 42 | 82 | | | | | | 36 | | | |
| 19-2667 | | | R | | | | | | 32 | | 128 | | | | | 59,2 | | | -ABS |
| 19-2683 | | -01/99 | R | | | 29 | | | 32 | | 129,2 | | | | | 59,2 | | | +ABS |
| 19-2712 | | 01/99-10/04 | R | | | 29 | | | 32 | | 129,2 | | | | | 59,2 | | | +ABS |

CITROEN

| METELLI ref | Spare Parts | | F/R | L/R | | ABS | A | B | C | D | E | F | G | H | I | L | M | Fig | NOTE |
|--|-------------|-------------|-----|-----|--|-----|---|---|----|----|-------|---|---|---|---|------|---|-----|------|
| 19-2747 | | -10/04 | R | | | 48 | | | 32 | 65 | 128 | | | | | 58,9 | | | +ABS |
| 19-2764 | | 11/04- | R | | | | | | 32 | 65 | 128 | | | | | 60 | | | +ABS |
| 1.4 (53 kW) Eng.KFW (TU3JP) 11/02-10/05 | | | | | | | | | | | | | | | | | | | |
| 19-2129 | | | F | | | | | | 42 | 82 | | | | | | 36 | | | |
| 19-2667 | | | R | | | | | | 32 | | 128 | | | | | 59,2 | | | -ABS |
| 19-2712 | | -10/04 | R | | | 29 | | | 32 | | 129,2 | | | | | 59,2 | | | +ABS |
| 19-2747 | | -10/04 | R | | | 48 | | | 32 | 65 | 128 | | | | | 58,9 | | | +ABS |
| 19-2764 | | 11/04- | R | | | | | | 32 | 65 | 128 | | | | | 60 | | | +ABS |
| 1.4 bivalent (48 kW) Eng.KFW (TU3JP) 11/02-12/11 | | | | | | | | | | | | | | | | | | | |
| 19-2129 | | | F | | | | | | 42 | 82 | | | | | | 36 | | | |
| 19-2667 | | | R | | | | | | 32 | | 128 | | | | | 59,2 | | | -ABS |
| 19-2712 | | -10/04 | R | | | 29 | | | 32 | | 129,2 | | | | | 59,2 | | | +ABS |
| 19-2747 | | -10/04 | R | | | 48 | | | 32 | 65 | 128 | | | | | 58,9 | | | +ABS |
| 19-2764 | | 11/04- | R | | | | | | 32 | 65 | 128 | | | | | 60 | | | +ABS |
| 1.4 i (MFKFX, MFKFW, GJKFWB, GJKFWC, GFKFWC) (55 kW) Eng.KFW (TU3JP), KFX (TU3JP) 7/96-12/11 | | | | | | | | | | | | | | | | | | | |
| 19-2129 | | | F | | | | | | 42 | 82 | | | | | | 36 | | | |
| 19-2667 | | | R | | | | | | 32 | | 128 | | | | | 59,2 | | | -ABS |
| 19-2683 | | -01/99 | R | | | 29 | | | 32 | | 129,2 | | | | | 59,2 | | | +ABS |
| 19-2712 | | 01/99-10/04 | R | | | 29 | | | 32 | | 129,2 | | | | | 59,2 | | | +ABS |
| 19-2747 | | -10/04 | R | | | 48 | | | 32 | 65 | 128 | | | | | 58,9 | | | +ABS |
| 19-2764 | | 11/04- | R | | | | | | 32 | 65 | 128 | | | | | 60 | | | +ABS |
| 1.4 i bivalent (MFKFW) (55 kW) Eng.KFW (TU3JP) 4/03-10/08 | | | | | | | | | | | | | | | | | | | |
| 19-2129 | | | F | | | | | | 42 | 82 | | | | | | 36 | | | |
| 19-2667 | | | R | | | | | | 32 | | 128 | | | | | 59,2 | | | -ABS |
| 19-2712 | | -10/04 | R | | | 29 | | | 32 | | 129,2 | | | | | 59,2 | | | +ABS |
| 19-2747 | | -10/04 | R | | | 48 | | | 32 | 65 | 128 | | | | | 58,9 | | | +ABS |
| 19-2764 | | 11/04- | R | | | | | | 32 | 65 | 128 | | | | | 60 | | | +ABS |
| 1.6 16V (MFNFU) (80 kW) Eng.NFU (TU5JP4) 10/00-12/11 | | | | | | | | | | | | | | | | | | | |
| 19-2129 | | | F | | | | | | 42 | 82 | | | | | | 36 | | | |

CITROEN

| METELLI ref | Spare Parts | | F/R | L/R | | ABS | A | B | C | D | E | F | G | H | I | L | M | Fig | NOTE |
|--|-------------|--------|-----|-----|--|-----|---|---|----|----|-------|---|---|---|---|------|---|------|------|
| 19-2667 | | | R | | | | | | 32 | | 128 | | | | | 59,2 | | | -ABS |
| 19-2712 | | -10/04 | R | | | 29 | | | 32 | | 129,2 | | | | | 59,2 | | | +ABS |
| 19-2747 | | -10/04 | R | | | 48 | | | 32 | 65 | 128 | | | | | 58,9 | | | +ABS |
| 19-2764 | | 11/04- | R | | | | | | 32 | 65 | 128 | | | | | 60 | | | +ABS |
| 1.6 16V (MFNFU) (81 kW) Eng.NFU (TU5JP4) 11/02-10/08 | | | | | | | | | | | | | | | | | | | |
| 19-2129 | | | F | | | | | | 42 | 82 | | | | | | | | 36 | |
| 1.6 HDI 75 (MF9HW, GJ9HWC, GF9HWC, GN9HWC) (55 kW) Eng.9HW (DV6BTED4), DV6B 7/05-12/11 | | | | | | | | | | | | | | | | | | | |
| 19-2129 | | | F | | | | | | 42 | 82 | | | | | | | | 36 | |
| 19-2667 | | | R | | | | | | 32 | | 128 | | | | | | | 59,2 | -ABS |
| 19-2764 | | | R | | | | | | 32 | 65 | 128 | | | | | | | 60 | +ABS |
| 1.6 HDI 90 (MF9HX) (66 kW) Eng.9HX (DV6ATED4) 7/05-5/08 | | | | | | | | | | | | | | | | | | | |
| 19-2129 | | | F | | | | | | 42 | 82 | | | | | | | | 36 | |
| 19-2667 | | | R | | | | | | 32 | | 128 | | | | | | | 59,2 | -ABS |
| 19-2764 | | | R | | | | | | 32 | 65 | 128 | | | | | | | 60 | +ABS |
| 1.6 HDI 92 (68 kW) Eng.9HJ (DV6DTEDM), 9HP (DV6DTED) 11/09-12/10 | | | | | | | | | | | | | | | | | | | |
| 19-2369 | | | R | | | | | | 65 | | 130 | | | | | | | 113 | |
| 19-8155 | | | F | | | | | | 42 | 80 | | | | | | | | 44 | IP |
| 1.8 D (MFA9A) (43 kW) Eng.A9A (XUD7) 7/98-10/02 | | | | | | | | | | | | | | | | | | | |
| 19-2129 | | | F | | | | | | 42 | 82 | | | | | | | | 36 | |
| 19-2667 | | | R | | | | | | 32 | | 128 | | | | | | | 59,2 | -ABS |
| 19-2683 | | -01/99 | R | | | 29 | | | 32 | | 129,2 | | | | | | | 59,2 | +ABS |
| 19-2712 | | 01/99- | R | | | 29 | | | 32 | | 129,2 | | | | | | | 59,2 | +ABS |
| 19-2747 | | | R | | | 48 | | | 32 | 65 | 128 | | | | | | | 58,9 | +ABS |
| 19-2764 | | | R | | | | | | 32 | 65 | 128 | | | | | | | 60 | +ABS |
| 1.8 i (MFLFX) (66 kW) Eng.LFX (XU7JB) (05.97-.) 5/97-10/02 | | | | | | | | | | | | | | | | | | | |
| 19-2129 | | | F | | | | | | 42 | 82 | | | | | | | | 36 | |
| 19-2667 | | | R | | | | | | 32 | | 128 | | | | | | | 59,2 | -ABS |
| 19-2683 | | -01/99 | R | | | 29 | | | 32 | | 129,2 | | | | | | | 59,2 | +ABS |
| 19-2712 | | 01/99- | R | | | 29 | | | 32 | | 129,2 | | | | | | | 59,2 | +ABS |

CITROEN

| METELLI ref | Spare Parts | | F/R | L/R | | ABS | A | B | C | D | E | F | G | H | I | L | M | Fig | NOTE |
|---|-------------|-------------|-----|-----|--|-----|---|---|----|----|-------|---|---|---|---|------|---|-----|------|
| 19-2747 | | | R | | | 48 | | | 32 | 65 | 128 | | | | | 58,9 | | | +ABS |
| 19-2764 | | | R | | | | | | 32 | 65 | 128 | | | | | 60 | | | +ABS |
| 1.8 i 4WD (MFLFX) (66 kW) Eng.LFX (XU7JB) (05.97-.) 4/97-10/01 | | | | | | | | | | | | | | | | | | | |
| 19-2129 | | | F | | | | | | 42 | 82 | | | | | | 36 | | | |
| 1.9 D (MFDJY) (50 kW) Eng.D9B (XUD9A/L), DJY (XUD9A) 7/96-12/03 | | | | | | | | | | | | | | | | | | | |
| 19-2129 | | | F | | | | | | 42 | 82 | | | | | | 36 | | | |
| 19-2667 | | | R | | | | | | 32 | | 128 | | | | | 59,2 | | | -ABS |
| 19-2683 | | -01/99 | R | | | 29 | | | 32 | | 129,2 | | | | | 59,2 | | | +ABS |
| 19-2712 | | 01/99- | R | | | 29 | | | 32 | | 129,2 | | | | | 59,2 | | | +ABS |
| 19-2747 | | | R | | | 48 | | | 32 | 65 | 128 | | | | | 58,9 | | | +ABS |
| 19-2764 | | | R | | | | | | 32 | 65 | 128 | | | | | 60 | | | +ABS |
| 1.9 D (MFWJZ) (51 kW) Eng.WJY (DW8B), WJZ (DW8) 7/98-10/05 | | | | | | | | | | | | | | | | | | | |
| 19-2129 | | | F | | | | | | 42 | 82 | | | | | | 36 | | | |
| 19-2667 | | | R | | | | | | 32 | | 128 | | | | | 59,2 | | | -ABS |
| 19-2683 | | -01/99 | R | | | 29 | | | 32 | | 129,2 | | | | | 59,2 | | | +ABS |
| 19-2712 | | 01/99-10/04 | R | | | 29 | | | 32 | | 129,2 | | | | | 59,2 | | | +ABS |
| 19-2747 | | -10/04 | R | | | 48 | | | 32 | 65 | 128 | | | | | 58,9 | | | +ABS |
| 19-2764 | | 11/04- | R | | | | | | 32 | 65 | 128 | | | | | 60 | | | +ABS |
| 1.9 D 4WD (MFWJZ) (51 kW) Eng.WJY (DW8B), WJZ (DW8) 7/98-10/05 | | | | | | | | | | | | | | | | | | | |
| 19-2129 | | | F | | | | | | 42 | 82 | | | | | | 36 | | | |
| 2.0 HDi 4x4 (MFRHY) (66 kW) Eng.RHY (DW10TD) 11/02-10/05 | | | | | | | | | | | | | | | | | | | |
| 19-2129 | | | F | | | | | | 42 | 82 | | | | | | 36 | | | |
| 2.0 HDi 90 (MFRHY) (66 kW) Eng.RHY (DW10TD) 12/99-10/05 | | | | | | | | | | | | | | | | | | | |
| 19-2129 | | | F | | | | | | 42 | 82 | | | | | | 36 | | | |
| 19-2667 | | | R | | | | | | 32 | | 128 | | | | | 59,2 | | | -ABS |
| 19-2712 | | -10/04 | R | | | 29 | | | 32 | | 129,2 | | | | | 59,2 | | | +ABS |
| 19-2747 | | -10/04 | R | | | 48 | | | 32 | 65 | 128 | | | | | 58,9 | | | +ABS |
| 19-2764 | | 11/04- | R | | | | | | 32 | 65 | 128 | | | | | 60 | | | +ABS |

CITROEN

| METELLI ref | Spare Parts | | F/R | L/R | | | ABS | A | B | C | D | E | F | G | H | I | L | M | Fig | NOTE |
|--|-------------|--|-----|-----|--|--|-----|---|---|----|----|-------|---|---|---|---|---|---|------|------|
| Electric (28 kW) Eng.SA18 1/98-12/05 | | | | | | | | | | | | | | | | | | | | |
| 19-2129 | | | F | | | | | | | 42 | 82 | | | | | | | | 36 | |
| electrique (16 kW) Eng.SA18 1/00-10/02 | | | | | | | | | | | | | | | | | | | | |
| 19-2129 | | | F | | | | | | | 42 | 82 | | | | | | | | 36 | |
| 19-2667 | | | R | | | | | | | 32 | | 128 | | | | | | | 59,2 | -ABS |
| 19-2712 | | | R | | | | 29 | | | 32 | | 129,2 | | | | | | | 59,2 | +ABS |
| 19-2747 | | | R | | | | 48 | | | 32 | 65 | 128 | | | | | | | 58,9 | +ABS |
| 19-2764 | | | R | | | | | | | 32 | 65 | 128 | | | | | | | 60 | +ABS |
| Berlingo II (B9) 4/08-1/70 | | | | | | | | | | | | | | | | | | | | |
| 1.2 PureTech 110 (81 kW) Eng.HNZ (EB2DT) 2/16-1/70 | | | | | | | | | | | | | | | | | | | | |
| 19-2297 | | | F | | | | | | | 42 | 82 | | | | | | | | 36 | |
| 19-2776 | | | R | | | | | | | 30 | 62 | | | | | | | | 51 | |
| 1.6 (66 kW) Eng.NFR (TU5JP4B) 4/08-1/70 | | | | | | | | | | | | | | | | | | | | |
| 19-2297 | | | F | | | | | | | 42 | 82 | | | | | | | | 36 | |
| 19-2776 | | | R | | | | | | | 30 | 62 | | | | | | | | 51 | |
| 1.6 (80 kW) Eng.NFU (TU5JP4) 4/08-1/70 | | | | | | | | | | | | | | | | | | | | |
| 19-2297 | | | F | | | | | | | 42 | 82 | | | | | | | | 36 | |
| 19-2776 | | | R | | | | | | | 30 | 62 | | | | | | | | 51 | |
| 1.6 BlueHDi 100 (73 kW) Eng.BHY (DV6FD) 12/14-1/70 | | | | | | | | | | | | | | | | | | | | |
| 19-2297 | | | F | | | | | | | 42 | 82 | | | | | | | | 36 | |
| 19-2776 | | | R | | | | | | | 30 | 62 | | | | | | | | 51 | |
| 1.6 BlueHDi 120 (88 kW) Eng.BHZ (DV6FC) 12/14-1/70 | | | | | | | | | | | | | | | | | | | | |
| 19-2297 | | | F | | | | | | | 42 | 82 | | | | | | | | 36 | |
| 19-2776 | | | R | | | | | | | 30 | 62 | | | | | | | | 51 | |
| 1.6 HDi 110 (80 kW) Eng.9HZ (DV6TED4) 4/08-1/70 | | | | | | | | | | | | | | | | | | | | |
| 19-2297 | | | F | | | | | | | 42 | 82 | | | | | | | | 36 | |
| 19-2776 | | | R | | | | | | | 30 | 62 | | | | | | | | 51 | |

CITROEN

| METELLI ref | Spare Parts | | F/R | L/R | | | ABS | A | B | C | D | E | F | G | H | I | L | M | Fig | NOTE |
|---|-------------|--|-----|-----|--|--|-----|---|----|-------|-------|-------|---|---|---|---|-----|---|-----|------|
| 19-2776 | | | R | | | | | | | 30 | 62 | | | | | | 51 | | | |
| Berlingo III (ER_, EC_) 6/18-1/70 | | | | | | | | | | | | | | | | | | | | |
| 1.2 PureTech 110 (81 kW) Eng.HNP (EB2ADT) 6/18-1/70 | | | | | | | | | | | | | | | | | | | | |
| 19-8141 | | | R | | | | | | | 65 | | 130 | | | | | 113 | | | |
| 19-8155 | | | F | | | | | | | 42 | 80 | | | | | | 44 | | | |
| 1.2 PureTech 130 (96 kW) Eng.HNS (EB2ADTS) 7/19-1/70 | | | | | | | | | | | | | | | | | | | | |
| 19-2369 | | | R | | | | | | | 65 | | 130 | | | | | 113 | | | |
| 19-8155 | | | F | | | | | | | 42 | 80 | | | | | | 44 | | | IP |
| 1.5 BlueHDi 100 (75 kW) Eng.YHY (DV5RD) 6/18-1/70 | | | | | | | | | | | | | | | | | | | | |
| 19-8141 | | | R | | | | | | | 65 | | 130 | | | | | 113 | | | |
| 19-8155 | | | F | | | | | | | 42 | 80 | | | | | | 44 | | | |
| 1.5 BlueHDi 130 (ECYHZJ, ECHZR) (96 kW) Eng.YHZ (DV5RC) 6/18-1/70 | | | | | | | | | | | | | | | | | | | | |
| 19-8141 | | | R | | | | | | | 65 | | 130 | | | | | 113 | | | |
| 19-8155 | | | F | | | | | | | 42 | 80 | | | | | | 44 | | | |
| 1.5 BlueHDi 75 (56 kW) Eng.YHW (DV5RE) 6/18-1/70 | | | | | | | | | | | | | | | | | | | | |
| 19-8141 | | | R | | | | | | | 65 | | 130 | | | | | 113 | | | |
| 19-8155 | | | F | | | | | | | 42 | 80 | | | | | | 44 | | | |
| 1.6 BlueHDi 100 (73 kW) Eng.BHY (DV6FD) 1/19-1/70 | | | | | | | | | | | | | | | | | | | | |
| 19-8144 | | | R | | | | | | 30 | 35,18 | 91,92 | 139,9 | | | | | | | | |
| 19-8155 | | | F | | | | | | | 42 | 80 | | | | | | 44 | | | |
| e-Berlingo (100 kW) Eng.ZKX (ZK01) 7/21-1/70 | | | | | | | | | | | | | | | | | | | | |
| 19-8141 | | | R | | | | | | | 65 | | 130 | | | | | 113 | | | |
| 19-8155 | | | F | | | | | | | 42 | 80 | | | | | | 44 | | | |
| Bx (XB-_) 10/82-12/94 | | | | | | | | | | | | | | | | | | | | |
| 1.6 (85 kW) Eng.B6D, B6E 1/87-1/92 | | | | | | | | | | | | | | | | | | | | |
| 19-2129 | | | F | | | | | | | 42 | 82 | | | | | | 36 | | | |

CITROEN

| METELLI ref | Spare Parts | | F/R | L/R | | ABS | A | B | C | D | E | F | G | H | I | L | M | Fig | NOTE |
|---|-------------|--------|-----|-----|--|-----|---|---|----|----|---|---|---|---|---|----|---|-----|------|
| 16 (55 kW) Eng.BAY (XU5CP), BAZ (XU5CP) 9/88-2/93 | | | | | | | | | | | | | | | | | | | |
| 19-2129 | | | F | | | | | | 42 | 82 | | | | | | 36 | | | |
| 16 (58 kW) Eng.B1A (XU51C/K) (09.87-.) 9/87-2/93 | | | | | | | | | | | | | | | | | | | |
| 19-2129 | | | F | | | | | | 42 | 82 | | | | | | 36 | | | |
| 16 (64 kW) Eng.171D 7/85-2/93 | | | | | | | | | | | | | | | | | | | |
| 19-2129 | | | F | | | | | | 42 | 82 | | | | | | 36 | | | |
| 16 (66 kW) Eng.171A, 171B, 171C 10/82-6/88 | | | | | | | | | | | | | | | | | | | |
| 19-2129 | | 09/84- | F | | | | | | 42 | 82 | | | | | | 36 | | | |
| 16 (68 kW) Eng.XU52C 10/82-12/92 | | | | | | | | | | | | | | | | | | | |
| 19-2129 | | 09/84- | F | | | | | | 42 | 82 | | | | | | 36 | | | |
| 16 (70 kW) Eng.171B 2/92-6/94 | | | | | | | | | | | | | | | | | | | |
| 19-2129 | | | F | | | | | | 42 | 82 | | | | | | 36 | | | |
| 16 (76 kW) Eng.180Z 3/86-2/93 | | | | | | | | | | | | | | | | | | | |
| 19-2129 | | | F | | | | | | 42 | 82 | | | | | | 36 | | | |
| 16 E (65 kW) Eng.BDY (XU5M) (03.91-02.93), BDZ (XU5M) 5/89-2/93 | | | | | | | | | | | | | | | | | | | |
| 19-2129 | | | F | | | | | | 42 | 82 | | | | | | 36 | | | |
| 19 (70 kW) Eng.D2C (XU92C) 9/86-11/89 | | | | | | | | | | | | | | | | | | | |
| 19-2129 | | | F | | | | | | 42 | 82 | | | | | | 36 | | | |
| 19 (75 kW) Eng.159A 7/86-5/89 | | | | | | | | | | | | | | | | | | | |
| 19-2129 | | | F | | | | | | 42 | 82 | | | | | | 36 | | | |
| 19 (77 kW) Eng.D2A (XU92C) 7/86-5/89 | | | | | | | | | | | | | | | | | | | |
| 19-2129 | | | F | | | | | | 42 | 82 | | | | | | 36 | | | |
| 19 D (47 kW) Eng.162 (XUD9), D9A (XUD9), DJZ (XUD9A) 9/83-9/93 | | | | | | | | | | | | | | | | | | | |
| 19-2129 | | 09/84- | F | | | | | | 42 | 82 | | | | | | 36 | | | |
| 19 D (51 kW) Eng.D9B (XUD9A/U) 3/87-2/93 | | | | | | | | | | | | | | | | | | | |
| 19-2129 | | | F | | | | | | 42 | 82 | | | | | | 36 | | | |
| 19 E (80 kW) Eng.DDZ (XU9M) 6/88-2/93 | | | | | | | | | | | | | | | | | | | |
| 19-2129 | | | F | | | | | | 42 | 82 | | | | | | 36 | | | |

CITROEN

| METELLI ref | Spare Parts | F/R | L/R | ABS | A | B | C | D | E | F | G | H | I | L | M | Fig | NOTE |
|--|-------------|-----|-----|-----|---|---|----|----|---|---|---|---|---|----|---|-----|------|
| 14 (55 kW) Eng.KDY (TU3M) 1/89-2/93 | | | | | | | | | | | | | | | | | |
| 19-2129 | | F | | | | | 42 | 82 | | | | | | 36 | | | |
| 15 (59 kW) Eng.B1E (XU51C) 10/87-5/92 | | | | | | | | | | | | | | | | | |
| 19-2129 | | F | | | | | 42 | 82 | | | | | | 36 | | | |
| 16 (53 kW) Eng.B1E (XU51C) 9/88-12/94 | | | | | | | | | | | | | | | | | |
| 19-2129 | | F | | | | | 42 | 82 | | | | | | 36 | | | |
| 16 (55 kW) Eng.BAY (XU5CP), BAZ (XU5CP) 9/88-12/94 | | | | | | | | | | | | | | | | | |
| 19-2129 | | F | | | | | 42 | 82 | | | | | | 36 | | | |
| 16 (64 kW) Eng.171D 7/85-12/94 | | | | | | | | | | | | | | | | | |
| 19-2129 | | F | | | | | 42 | 82 | | | | | | 36 | | | |
| 16 (65 kW) Eng.BDY (XU5M) (03.91-12.93), BDZ (XU5M) 5/89-12/94 | | | | | | | | | | | | | | | | | |
| 19-2129 | | F | | | | | 42 | 82 | | | | | | 36 | | | |
| 16 (66 kW) Eng.171A, 171B, 171C 6/85-6/88 | | | | | | | | | | | | | | | | | |
| 19-2129 | | F | | | | | 42 | 82 | | | | | | 36 | | | |
| 16 (68 kW) Eng.171C 4/83-1/92 | | | | | | | | | | | | | | | | | |
| 19-2129 | | F | | | | | 42 | 82 | | | | | | 36 | | | |
| 16 (70 kW) Eng.182A 2/92-12/92 | | | | | | | | | | | | | | | | | |
| 19-2129 | | F | | | | | 42 | 82 | | | | | | 36 | | | |
| 16 (76 kW) Eng.180Z 3/86-12/94 | | | | | | | | | | | | | | | | | |
| 19-2129 | | F | | | | | 42 | 82 | | | | | | 36 | | | |
| 18 D (44 kW) Eng.161A (XUD7) 10/85-9/93 | | | | | | | | | | | | | | | | | |
| 19-2129 | | F | | | | | 42 | 82 | | | | | | 36 | | | |
| 19 (70 kW) Eng.D2C (XU92C) 12/87-12/89 | | | | | | | | | | | | | | | | | |
| 19-2129 | | F | | | | | 42 | 82 | | | | | | 36 | | | |
| 19 (75 kW) Eng.D2A (XU92C) 7/86-12/94 | | | | | | | | | | | | | | | | | |
| 19-2129 | | F | | | | | 42 | 82 | | | | | | 36 | | | |
| 19 (80 kW) Eng.DDZ (XU9M) 6/88-12/94 | | | | | | | | | | | | | | | | | |
| 19-2129 | | F | | | | | 42 | 82 | | | | | | 36 | | | |

CITROEN

| METELLI ref | Spare Parts | | F/R | L/R | | | ABS | A | B | C | D | E | F | G | H | I | L | M | Fig | NOTE |
|---|-------------|--------|-----|-----|--|--|-----|---|---|----|----|---|---|---|---|---|---|----|-----|-----------------|
| 19 (88 kW) Eng.DKZ (XU9JA) 6/88-12/94 | | | | | | | | | | | | | | | | | | | | |
| 19-2129 | | | F | | | | | | | 42 | 82 | | | | | | | 36 | | |
| 19 (90 kW) Eng.D6A (XU9J2) 7/86-1/92 | | | | | | | | | | | | | | | | | | | | |
| 19-2129 | | | F | | | | | | | 42 | 82 | | | | | | | 36 | | |
| 19 4x4 (78 kW) Eng.D2E 6/89-5/91 | | | | | | | | | | | | | | | | | | | | |
| 19-2129 | | | F/R | | | | | | | 42 | 82 | | | | | | | 36 | | |
| 19 4x4 (80 kW) Eng.DDZ (XU9M) 10/90-5/91 | | | | | | | | | | | | | | | | | | | | |
| 19-2129 | | | F/R | | | | | | | 42 | 82 | | | | | | | 36 | | |
| 19 Cat (AZE151) (75 kW) Eng.DFZ (XU9J1) (07.86-) 7/86-12/94 | | | | | | | | | | | | | | | | | | | | |
| 19-2129 | | | F | | | | | | | 42 | 82 | | | | | | | 36 | | |
| 19 D (47 kW) Eng.162 (XUD9), D9A (XUD9), DJZ (XUD9A) 9/83-11/94 | | | | | | | | | | | | | | | | | | | | |
| 19-2129 | | 09/84- | F | | | | | | | 42 | 82 | | | | | | | 36 | | |
| 19 D (51 kW) Eng.D9B (XUD9A/U) 3/87-12/94 | | | | | | | | | | | | | | | | | | | | |
| 19-2129 | | | F | | | | | | | 42 | 82 | | | | | | | 36 | | |
| TRD Turbo (66 kW) Eng.A8A (XUD7TE), AJZ (XUD7TE) 3/88-12/94 | | | | | | | | | | | | | | | | | | | | |
| 19-2129 | | | F | | | | | | | 42 | 82 | | | | | | | 36 | | |
| C-Crosser (EP_) 2/07-1/70 | | | | | | | | | | | | | | | | | | | | |
| 2.0 (108 kW) Eng.4B11 11/10-12/12 | | | | | | | | | | | | | | | | | | | | |
| 19-2800 | | | F | | | | | | | 43 | 80 | | | | | | | 40 | | |
| 2.0 4WD (108 kW) Eng.4B11 11/10-12/12 | | | | | | | | | | | | | | | | | | | | |
| 19-2800 | | | F | | | | | | | 43 | 80 | | | | | | | 40 | | |
| C-Elysee 11/12-1/70 | | | | | | | | | | | | | | | | | | | | |
| 1.2 PureTech 82 (61 kW) Eng.HMR (EB2FA) 2/18-1/70 | | | | | | | | | | | | | | | | | | | | |
| 19-2297 | | | F | | | | | | | 42 | 82 | | | | | | | 36 | | |
| 19-2332 | | | F | | | | | | | 37 | 72 | | | | | | | 33 | | |
| 19-2907 | | | R | | | | | | | 30 | 62 | | | | | | | 48 | | Rear Disc Brake |
| 19-8109 | | | R | | | | | | | 25 | 52 | | | | | | | 42 | | Rear Drum Brake |

CITROEN

| METELLI ref | Spare Parts | | F/R | L/R | | | ABS | A | B | C | D | E | F | G | H | I | L | M | Fig | NOTE |
|---|-------------|--|-----|-----|--|--|-----|---|---|------|----|-----|---|---|---|---|---|---|------|-----------------|
| 1.2 VTi 72 (53 kW) Eng.HMY (EB2M) 11/12-1/17 | | | | | | | | | | | | | | | | | | | | |
| 19-2332 | | | F | | | | | | | 37 | 72 | | | | | | | | 33 | |
| 19-8109 | | | R | | | | | | | 25 | 52 | | | | | | | | 42 | |
| 1.2 VTi 82 (60 kW) Eng.HMZ (EB2), HMZ (EB2F) 12/14-1/70 | | | | | | | | | | | | | | | | | | | | |
| 19-2297 | | | F | | | | | | | 42 | 82 | | | | | | | | 36 | |
| 19-2332 | | | F | | | | | | | 37 | 72 | | | | | | | | 33 | |
| 19-2907 | | | R | | | | | | | 30 | 62 | | | | | | | | 48 | Rear Disc Brake |
| 19-8109 | | | R | | | | | | | 25 | 52 | | | | | | | | 42 | Rear Drum Brake |
| 1.5 BlueHDi 100 (75 kW) Eng.YHY (DV5RD) 5/18-1/70 | | | | | | | | | | | | | | | | | | | | |
| 19-2297 | | | F | | | | | | | 42 | 82 | | | | | | | | 36 | |
| 19-2332 | | | F | | | | | | | 37 | 72 | | | | | | | | 33 | |
| 19-8109 | | | R | | | | | | | 25 | 52 | | | | | | | | 42 | |
| 1.6 BlueHDi 100 (73 kW) Eng.BHY (DV6FD) 11/14-1/70 | | | | | | | | | | | | | | | | | | | | |
| 19-2297 | | | F | | | | | | | 42 | 82 | | | | | | | | 36 | |
| 19-2332 | | | F | | | | | | | 37 | 72 | | | | | | | | 33 | |
| 19-2907 | | | R | | | | | | | 30 | 62 | | | | | | | | 48 | Rear Disc Brake |
| 19-8109 | | | R | | | | | | | 25 | 52 | | | | | | | | 42 | Rear Drum Brake |
| 1.6 HDi 92 (68 kW) Eng.9HJ (DV6DTE DM), 9HP (DV6DTE D) 11/12-1/70 | | | | | | | | | | | | | | | | | | | | |
| 19-2332 | | | F | | | | | | | 37 | 72 | | | | | | | | 33 | |
| 19-8109 | | | R | | | | | | | 25 | 52 | | | | | | | | 42 | |
| 1.6 VTi 115 (85 kW) Eng.NFP (EC5) 11/12-1/70 | | | | | | | | | | | | | | | | | | | | |
| 19-2332 | | | F | | | | | | | 37 | 72 | | | | | | | | 33 | |
| 19-8109 | | | R | | | | | | | 25 | 52 | | | | | | | | 42 | |
| C1 I (PM_, PN_) 6/05-9/14 | | | | | | | | | | | | | | | | | | | | |
| 1.0 (50 kW) Eng.CFA (384F), CFB (1KR) 6/05-9/14 | | | | | | | | | | | | | | | | | | | | |
| 19-2754 | | | F | | | | | | | 37,8 | 69 | | | | | | | | 34 | 39 |
| 19-2908 | | | R | | | | | | | | | 135 | | | | | | | 89,6 | |

CITROEN

| METELLI ref | Spare Parts | | F/R | L/R | | ABS | A | B | C | D | E | F | G | H | I | L | M | Fig | NOTE |
|--|-------------|--------|-----|-----|--|-----|---|---|------|----|-----|---|---|---|----|------|---|-----|------|
| 1.4 HDi (40 kW) Eng.8HT (DV4TD) 6/05-9/14 | | | | | | | | | | | | | | | | | | | |
| 19-2754 | | | F | | | | | | 37,8 | 69 | | | | | 34 | 39 | | | |
| 19-2908 | | | R | | | | | | | | 135 | | | | | 89,6 | | | |
| C1 II (PA_, PS_) 4/14-1/70 | | | | | | | | | | | | | | | | | | | |
| 1.0 VTi 68 (51 kW) Eng.CFB (1KR) 4/14-1/70 | | | | | | | | | | | | | | | | | | | |
| 19-2754 | | | F | | | | | | 37,8 | 69 | | | | | 34 | 39 | | | |
| 19-2908 | | | R | | | | | | | | 135 | | | | | 89,6 | | | |
| 1.0 VTi 72 (53 kW) Eng.CFB (1KR) 6/18-1/70 | | | | | | | | | | | | | | | | | | | |
| 19-2754 | | | F | | | | | | 37,8 | 69 | | | | | 34 | 39 | | | |
| 19-2908 | | | R | | | | | | | | 135 | | | | | 89,6 | | | |
| 1.2 VTi 82 (60 kW) Eng.HMT (EB2D), HMZ (EB2), HMZ (EB2F) 4/14-1/70 | | | | | | | | | | | | | | | | | | | |
| 19-2754 | | | F | | | | | | 37,8 | 69 | | | | | 34 | 39 | | | |
| 19-2908 | | | R | | | | | | | | 135 | | | | | 89,6 | | | |
| C15 SW 4/87-8/00 | | | | | | | | | | | | | | | | | | | |
| 1.1 (40 kW) Eng.HDZ (TU1M) 10/88-10/92 | | | | | | | | | | | | | | | | | | | |
| 19-2184 | | | F | | | | | | 35 | 72 | | | | | | 33 | | | |
| 1.1 (44 kW) Eng.HDZ (TU1M) 8/88-7/96 | | | | | | | | | | | | | | | | | | | |
| 19-2184 | | | F | | | | | | 35 | 72 | | | | | | 33 | | | |
| 1.4 (44 kW) Eng.150D (XY7) 5/87-10/92 | | | | | | | | | | | | | | | | | | | |
| 19-2184 | | 05/88- | F | | | | | | 35 | 72 | | | | | | 33 | | | |
| 1.4 (55 kW) Eng.KDY (TU3M) 5/91-7/96 | | | | | | | | | | | | | | | | | | | |
| 19-2184 | | | F | | | | | | 35 | 72 | | | | | | 33 | | | |
| 1.8 D (44 kW) Eng.161A (XUD7) 4/87-8/00 | | | | | | | | | | | | | | | | | | | |
| 19-2184 | | 05/88- | F | | | | | | 35 | 72 | | | | | | 33 | | | |

CITROEN

| METELLI ref | Spare Parts | F/R | L/R | ABS | A | B | C | D | E | F | G | H | I | L | M | Fig | NOTE |
|--|-------------|-----|-----|-----|---|---|----|----|---|---|---|---|---|----|---|-----|------|
| C2 (JM_) 9/03-1/70 | | | | | | | | | | | | | | | | | |
| 1.1 (44 kW) Eng.HFX (TU1A) (07.08-), HFX (TU1JP) (-.06.08) 9/03-9/12 | | | | | | | | | | | | | | | | | |
| 19-2165 | | F | | | | | 37 | 72 | | | | | | 33 | | | -ABS |
| 19-2332 | | F | | | | | 37 | 72 | | | | | | 33 | | | +ABS |
| 1.4 (54 kW) Eng.KFV (TU3A), KFV (TU3JP) 9/03-12/09 | | | | | | | | | | | | | | | | | |
| 19-2165 | | F | | | | | 37 | 72 | | | | | | 33 | | | -ABS |
| 19-2332 | | F | | | | | 37 | 72 | | | | | | 33 | | | +ABS |
| 1.4 (55 kW) Eng.KFV (TU3JP) 10/06-12/09 | | | | | | | | | | | | | | | | | |
| 19-2165 | | F | | | | | 37 | 72 | | | | | | 33 | | | -ABS |
| 19-2332 | | F | | | | | 37 | 72 | | | | | | 33 | | | +ABS |
| 1.4 16V (65 kW) Eng.KFU (ET3J4) 4/05-12/09 | | | | | | | | | | | | | | | | | |
| 19-2165 | | F | | | | | 37 | 72 | | | | | | 33 | | | -ABS |
| 19-2332 | | F | | | | | 37 | 72 | | | | | | 33 | | | +ABS |
| 1.4 HDi (50 kW) Eng.8HX (DV4TD), 8HZ (DV4TD) 7/03-12/09 | | | | | | | | | | | | | | | | | |
| 19-2165 | | F | | | | | 37 | 72 | | | | | | 33 | | | -ABS |
| 19-2332 | | F | | | | | 37 | 72 | | | | | | 33 | | | +ABS |
| 1.4 HDi (51 kW) Eng.8HX (DV4TD) 9/03-4/05 | | | | | | | | | | | | | | | | | |
| 19-2165 | | F | | | | | 37 | 72 | | | | | | 33 | | | -ABS |
| 19-2332 | | F | | | | | 37 | 72 | | | | | | 33 | | | +ABS |
| 1.6 (80 kW) Eng.NFU (TU5JP4) 7/03-10/10 | | | | | | | | | | | | | | | | | |
| 19-2165 | | F | | | | | 37 | 72 | | | | | | 33 | | | -ABS |
| 19-2332 | | F | | | | | 37 | 72 | | | | | | 33 | | | +ABS |
| 1.6 HDi (80 kW) Eng.9HZ (DV6TED4) 9/05-12/09 | | | | | | | | | | | | | | | | | |
| 19-2165 | | F | | | | | 37 | 72 | | | | | | 33 | | | -ABS |
| 19-2332 | | F | | | | | 37 | 72 | | | | | | 33 | | | +ABS |
| 1.6 VTS (90 kW) Eng.NFS (TU5JP4S) 10/04-12/09 | | | | | | | | | | | | | | | | | |
| 19-2165 | | F | | | | | 37 | 72 | | | | | | 33 | | | -ABS |

CITROEN

| METELLI ref | Spare Parts | | F/R | L/R | | ABS | A | B | C | D | E | F | G | H | I | L | M | Fig | NOTE |
|--|-------------|--|-----|-----|--|-----|---|---|----|----|---|---|---|---|---|----|---|-----|------|
| 19-2332 | | | F | | | | | | 37 | 72 | | | | | | 33 | | | +ABS |
| C3 I (FC_, FN_) 2/02-1/70 | | | | | | | | | | | | | | | | | | | |
| 1.1 i (44 kW) Eng.HFX (TU1A), HFX (TU1JP) 2/02-1/70 | | | | | | | | | | | | | | | | | | | |
| 19-2165 | | | F | | | | | | 37 | 72 | | | | | | 33 | | | -ABS |
| 19-2332 | | | F | | | | | | 37 | 72 | | | | | | 33 | | | +ABS |
| 1.1 LPG (44 kW) Eng.HFX (TU1A) 6/06-12/09 | | | | | | | | | | | | | | | | | | | |
| 19-2165 | | | F | | | | | | 37 | 72 | | | | | | 33 | | | -ABS |
| 19-2332 | | | F | | | | | | 37 | 72 | | | | | | 33 | | | +ABS |
| 1.4 16V (65 kW) Eng.KFU (ET3J4) 12/03-1/70 | | | | | | | | | | | | | | | | | | | |
| 19-2165 | | | F | | | | | | 37 | 72 | | | | | | 33 | | | -ABS |
| 19-2332 | | | F | | | | | | 37 | 72 | | | | | | 33 | | | +ABS |
| 1.4 16V HDi (66 kW) Eng.8HY (DV4TED4) 2/02-1/70 | | | | | | | | | | | | | | | | | | | |
| 19-2165 | | | F | | | | | | 37 | 72 | | | | | | 33 | | | -ABS |
| 19-2332 | | | F | | | | | | 37 | 72 | | | | | | 33 | | | +ABS |
| 1.4 BiFuel (54 kW) Eng.KFV (TU3JP) 9/08-12/09 | | | | | | | | | | | | | | | | | | | |
| 19-2165 | | | F | | | | | | 37 | 72 | | | | | | 33 | | | -ABS |
| 19-2332 | | | F | | | | | | 37 | 72 | | | | | | 33 | | | +ABS |
| 1.4 HDi (50 kW) Eng.8HX (DV4TD), 8HZ (DV4TD) 2/02-1/70 | | | | | | | | | | | | | | | | | | | |
| 19-2165 | | | F | | | | | | 37 | 72 | | | | | | 33 | | | -ABS |
| 19-2332 | | | F | | | | | | 37 | 72 | | | | | | 33 | | | +ABS |
| 1.4 HDi (52 kW) Eng.8HZ (DV4TD) 7/03-2/11 | | | | | | | | | | | | | | | | | | | |
| 19-2165 | | | F | | | | | | 37 | 72 | | | | | | 33 | | | -ABS |
| 19-2332 | | | F | | | | | | 37 | 72 | | | | | | 33 | | | +ABS |
| 1.4 HDi (55 kW) Eng.8HX (DV4TD) 5/05-1/70 | | | | | | | | | | | | | | | | | | | |
| 19-2165 | | | F | | | | | | 37 | 72 | | | | | | 33 | | | -ABS |
| 19-2332 | | | F | | | | | | 37 | 72 | | | | | | 33 | | | +ABS |
| 1.4 i (54 kW) Eng.KFV (TU3A), KFV (TU3JP) 2/02-11/10 | | | | | | | | | | | | | | | | | | | |
| 19-2165 | | | F | | | | | | 37 | 72 | | | | | | 33 | | | -ABS |

CITROEN

| METELLI ref | Spare Parts | F/R | L/R | ABS | A | B | C | D | E | F | G | H | I | L | M | Fig | NOTE |
|---|-------------|-----|-----|-----|---|---|----|----|---|---|---|---|---|----|---|-----|--|
| 19-2332 | | F | | | | | 37 | 72 | | | | | | 33 | | | +ABS |
| 1.4 i Bivalent (49 kW) Eng.- 1/08-12/09 | | | | | | | | | | | | | | | | | |
| 19-2165 | | F | | | | | 37 | 72 | | | | | | 33 | | | -ABS |
| 19-2332 | | F | | | | | 37 | 72 | | | | | | 33 | | | +ABS |
| 1.4 i Bivalent (54 kW) Eng.KFV (TU3JP) 2/02-1/70 | | | | | | | | | | | | | | | | | |
| 19-2165 | | F | | | | | 37 | 72 | | | | | | 33 | | | -ABS |
| 19-2332 | | F | | | | | 37 | 72 | | | | | | 33 | | | +ABS |
| 1.6 16V (80 kW) Eng.NFU (TU5JP4) 2/02-8/10 | | | | | | | | | | | | | | | | | |
| 19-2332 | | F | | | | | 37 | 72 | | | | | | 33 | | | |
| 1.6 16V (81 kW) Eng.NFU (TU5JP4) 5/03-9/05 | | | | | | | | | | | | | | | | | |
| 19-2165 | | F | | | | | 37 | 72 | | | | | | 33 | | | -ABS |
| 19-2332 | | F | | | | | 37 | 72 | | | | | | 33 | | | +ABS |
| 1.6 16V HDi (66 kW) Eng.9HX (DV6ATED4) 10/05-1/70 | | | | | | | | | | | | | | | | | |
| 19-2165 | | F | | | | | 37 | 72 | | | | | | 33 | | | Eng. DV6TED4 FAP Mod. Generation 2, -ABS |
| 19-2297 | | F | | | | | 42 | 82 | | | | | | 36 | | | Eng. DV6TED4 FAP Mod. Generation 2, +ABS |
| 19-2332 | | F | | | | | 37 | 72 | | | | | | 33 | | | Eng. DV6TED4 FAP Mod. Generation 2, +ABS |
| 1.6 16V HDi (80 kW) Eng.9HZ (DV6TED4) 9/05-1/70 | | | | | | | | | | | | | | | | | |
| 19-2165 | | F | | | | | 37 | 72 | | | | | | 33 | | | Eng. DV6TED4 FAP Mod. Generation 2, -ABS |
| 19-2297 | | F | | | | | 42 | 82 | | | | | | 36 | | | Eng. DV6TED4 FAP Mod. Generation 2, +ABS |
| 19-2332 | | F | | | | | 37 | 72 | | | | | | 33 | | | Eng. DV6TED4 FAP Mod. Generation 2, +ABS |
| 1.6 Bioflex (83 kW) Eng.NFU (TU5JP4) 6/05-12/13 | | | | | | | | | | | | | | | | | |
| 19-2165 | | F | | | | | 37 | 72 | | | | | | 33 | | | -ABS |
| 19-2332 | | F | | | | | 37 | 72 | | | | | | 33 | | | +ABS |
| C3 I Pluriel (HB_) 5/03-1/70 | | | | | | | | | | | | | | | | | |
| 1.4 (54 kW) Eng.KFV (TU3A), KFV (TU3JP) 5/03-1/70 | | | | | | | | | | | | | | | | | |
| 19-2165 | | F | | | | | 37 | 72 | | | | | | 33 | | | -ABS |
| 19-2332 | | F | | | | | 37 | 72 | | | | | | 33 | | | +ABS |

CITROEN

| METELLI ref | Spare Parts | | F/R | L/R | | | ABS | A | B | C | D | E | F | G | H | I | L | M | Fig | NOTE |
|--|-------------|--|-----|-----|--|--|-----|---|---|----|----|---|---|---|---|---|---|----|-----|-----------------|
| 1.4 (55 kW) Eng.KFV (TU3A) 7/03-1/70 | | | | | | | | | | | | | | | | | | | | |
| 19-2165 | | | F | | | | | | | 37 | 72 | | | | | | | 33 | | -ABS |
| 19-2332 | | | F | | | | | | | 37 | 72 | | | | | | | 33 | | +ABS |
| 1.4 HDi (50 kW) Eng.8HX (DV4TD) 4/04-1/70 | | | | | | | | | | | | | | | | | | | | |
| 19-2165 | | | F | | | | | | | 37 | 72 | | | | | | | 33 | | -ABS |
| 19-2332 | | | F | | | | | | | 37 | 72 | | | | | | | 33 | | +ABS |
| 1.6 (80 kW) Eng.NFU (TU5JP4) 5/03-1/70 | | | | | | | | | | | | | | | | | | | | |
| 19-2165 | | | F | | | | | | | 37 | 72 | | | | | | | 33 | | -ABS |
| 19-2332 | | | F | | | | | | | 37 | 72 | | | | | | | 33 | | +ABS |
| C3 II (SC_) 11/09-1/70 | | | | | | | | | | | | | | | | | | | | |
| 1.0 VTi 68 (50 kW) Eng.ZMZ (EB0) 8/12-1/70 | | | | | | | | | | | | | | | | | | | | |
| 19-2297 | | | F | | | | | | | 42 | 82 | | | | | | | 36 | | |
| 19-2332 | | | F | | | | | | | 37 | 72 | | | | | | | 33 | | |
| 19-2907 | | | R | | | | | | | 30 | 62 | | | | | | | 48 | | Brake disc |
| 1.1 (44 kW) Eng.HFV (TU1A), HFX (TU1A) 9/09-1/13 | | | | | | | | | | | | | | | | | | | | |
| 19-2297 | | | F | | | | | | | 42 | 82 | | | | | | | 36 | | |
| 19-2332 | | | F | | | | | | | 37 | 72 | | | | | | | 33 | | |
| 19-2907 | | | R | | | | | | | 30 | 62 | | | | | | | 48 | | Brake disc |
| 19-8109 | | | R | | | | | | | 25 | 52 | | | | | | | 42 | | Brake drum |
| 1.1 BiFuel (44 kW) Eng.HFX (TU1A) 11/10-1/70 | | | | | | | | | | | | | | | | | | | | |
| 19-2297 | | | F | | | | | | | 42 | 82 | | | | | | | 36 | | |
| 19-2332 | | | F | | | | | | | 37 | 72 | | | | | | | 33 | | |
| 19-2907 | | | R | | | | | | | 30 | 62 | | | | | | | 48 | | Brake disc |
| 19-8109 | | | R | | | | | | | 25 | 52 | | | | | | | 42 | | Brake drum |
| 1.2 THP 110 (81 kW) Eng.HNZ (EB2DT) 10/14-1/70 | | | | | | | | | | | | | | | | | | | | |
| 19-2297 | | | F | | | | | | | 42 | 82 | | | | | | | 36 | | |
| 19-2332 | | | F | | | | | | | 37 | 72 | | | | | | | 33 | | |
| 19-2907 | | | R | | | | | | | 30 | 62 | | | | | | | 48 | | Rear Disc Brake |

CITROEN

| METELLI ref | Spare Parts | | F/R | L/R | | | ABS | A | B | C | D | E | F | G | H | I | L | M | Fig | NOTE |
|---|-------------|--|-----|-----|--|--|-----|---|---|----|----|---|---|---|---|---|----|---|-----|-----------------|
| 19-8109 | | | R | | | | | | | 25 | 52 | | | | | | 42 | | | Rear Drum Brake |
| 1.2 VTi 82 (60 kW) Eng.HMZ (EB2), HMZ (EB2F) 6/12-9/16 | | | | | | | | | | | | | | | | | | | | |
| 19-2297 | | | F | | | | | | | 42 | 82 | | | | | | 36 | | | |
| 19-2332 | | | F | | | | | | | 37 | 72 | | | | | | 33 | | | |
| 19-2907 | | | R | | | | | | | 30 | 62 | | | | | | 48 | | | Brake disc |
| 19-8109 | | | R | | | | | | | 25 | 52 | | | | | | 42 | | | Brake drum |
| 1.4 (54 kW) Eng.K6E (TU3A), KFT (TU3A), KFT (TU3AE5) 11/09-9/16 | | | | | | | | | | | | | | | | | | | | |
| 19-2297 | | | F | | | | | | | 42 | 82 | | | | | | 36 | | | |
| 19-2332 | | | F | | | | | | | 37 | 72 | | | | | | 33 | | | |
| 19-2907 | | | R | | | | | | | 30 | 62 | | | | | | 48 | | | Brake disc |
| 19-8109 | | | R | | | | | | | 25 | 52 | | | | | | 42 | | | Brake drum |
| 1.4 HDi 70 (50 kW) Eng.8HP (DV4C), 8HR (DV4C), 8HZ (DV4TD) 11/09-1/70 | | | | | | | | | | | | | | | | | | | | |
| 19-2297 | | | F | | | | | | | 42 | 82 | | | | | | 36 | | | |
| 19-2332 | | | F | | | | | | | 37 | 72 | | | | | | 33 | | | |
| 19-2907 | | | R | | | | | | | 30 | 62 | | | | | | 48 | | | Brake disc |
| 19-8109 | | | R | | | | | | | 25 | 52 | | | | | | 42 | | | Brake drum |
| 1.4 LPG (54 kW) Eng.KFT (TU3A) 7/10-1/70 | | | | | | | | | | | | | | | | | | | | |
| 19-2297 | | | F | | | | | | | 42 | 82 | | | | | | 36 | | | |
| 19-2332 | | | F | | | | | | | 37 | 72 | | | | | | 33 | | | |
| 19-2907 | | | R | | | | | | | 30 | 62 | | | | | | 48 | | | Rear Disc Brake |
| 19-8109 | | | R | | | | | | | 25 | 52 | | | | | | 42 | | | Rear Drum Brake |
| 1.4 LPG (70 kW) Eng.8FN (EP3) 6/13-1/70 | | | | | | | | | | | | | | | | | | | | |
| 19-2297 | | | F | | | | | | | 42 | 82 | | | | | | 36 | | | |
| 19-2332 | | | F | | | | | | | 37 | 72 | | | | | | 33 | | | |
| 19-2907 | | | R | | | | | | | 30 | 62 | | | | | | 48 | | | Brake disc |
| 19-8109 | | | R | | | | | | | 25 | 52 | | | | | | 42 | | | Brake drum |
| 1.4 VTi (72 kW) Eng.8FR (EP3) 11/09-1/70 | | | | | | | | | | | | | | | | | | | | |
| 19-2297 | | | F | | | | | | | 42 | 82 | | | | | | 36 | | | |
| 19-2332 | | | F | | | | | | | 37 | 72 | | | | | | 33 | | | |

CITROEN

| METELLI ref | Spare Parts | | F/R | L/R | | ABS | A | B | C | D | E | F | G | H | I | L | M | Fig | NOTE |
|--|-------------|--|-----|-----|--|-----|---|---|----|----|---|---|---|---|---|----|---|-----|-----------------|
| 19-2907 | | | R | | | | | | 30 | 62 | | | | | | 48 | | | Rear Disc Brake |
| 19-8109 | | | R | | | | | | 25 | 52 | | | | | | 42 | | | Rear Drum Brake |
| 1.4 VTi 95 (70 kW) Eng.8FP (EP3C) 11/09-1/70 | | | | | | | | | | | | | | | | | | | |
| 19-2297 | | | F | | | | | | 42 | 82 | | | | | | 36 | | | |
| 19-2332 | | | F | | | | | | 37 | 72 | | | | | | 33 | | | |
| 19-2907 | | | R | | | | | | 30 | 62 | | | | | | 48 | | | Brake disc |
| 19-8109 | | | R | | | | | | 25 | 52 | | | | | | 42 | | | Brake drum |
| 1.6 BlueHDi 100 (73 kW) Eng.BHY (DV6FD) 7/14-1/70 | | | | | | | | | | | | | | | | | | | |
| 19-2297 | | | F | | | | | | 42 | 82 | | | | | | 36 | | | |
| 19-2332 | | | F | | | | | | 37 | 72 | | | | | | 33 | | | |
| 19-2907 | | | R | | | | | | 30 | 62 | | | | | | 48 | | | Rear Disc Brake |
| 19-8109 | | | R | | | | | | 25 | 52 | | | | | | 42 | | | Rear Drum Brake |
| 1.6 BlueHDi 75 (55 kW) Eng.9HK (DV6ETEDM), BHW (DV6FE) 4/15-1/70 | | | | | | | | | | | | | | | | | | | |
| 19-2297 | | | F | | | | | | 42 | 82 | | | | | | 36 | | | |
| 19-2332 | | | F | | | | | | 37 | 72 | | | | | | 33 | | | |
| 19-2907 | | | R | | | | | | 30 | 62 | | | | | | 48 | | | Brake disc |
| 19-8109 | | | R | | | | | | 25 | 52 | | | | | | 42 | | | Brake drum |
| 1.6 HDi (68 kW) Eng.9HJ (DV6DTEDM), 9HP (DV6DTED) 11/09-9/16 | | | | | | | | | | | | | | | | | | | |
| 19-2297 | | | F | | | | | | 42 | 82 | | | | | | 36 | | | |
| 19-2332 | | | F | | | | | | 37 | 72 | | | | | | 33 | | | |
| 19-2907 | | | R | | | | | | 30 | 62 | | | | | | 48 | | | Brake disc |
| 19-8109 | | | R | | | | | | 25 | 52 | | | | | | 42 | | | Brake drum |
| 1.6 HDi 110 (82 kW) Eng.9HR (DV6C) 11/09-1/70 | | | | | | | | | | | | | | | | | | | |
| 19-2297 | | | F | | | | | | 42 | 82 | | | | | | 36 | | | |
| 19-2332 | | | F | | | | | | 37 | 72 | | | | | | 33 | | | |
| 19-2907 | | | R | | | | | | 30 | 62 | | | | | | 48 | | | Brake disc |
| 19-8109 | | | R | | | | | | 25 | 52 | | | | | | 42 | | | Brake drum |
| 1.6 HDi 115 (84 kW) Eng.9HD (DV6C) 9/12-1/70 | | | | | | | | | | | | | | | | | | | |
| 19-2297 | | | F | | | | | | 42 | 82 | | | | | | 36 | | | |

CITROEN

| METELLI ref | Spare Parts | | F/R | L/R | | | ABS | A | B | C | D | E | F | G | H | I | L | M | Fig | NOTE |
|---|-------------|--|-----|-----|--|--|-----|---|---|----|----|---|---|---|---|---|----|---|-----|------------------|
| 19-2332 | | | F | | | | | | | 37 | 72 | | | | | | 33 | | | |
| 19-2907 | | | R | | | | | | | 30 | 62 | | | | | | 48 | | | Brake disc |
| 19-8109 | | | R | | | | | | | 25 | 52 | | | | | | 42 | | | Brake drum |
| 1.6 HDi 90 (66 kW) Eng.9HX (DV6ATED4) 11/09-1/70 | | | | | | | | | | | | | | | | | | | | |
| 19-2297 | | | F | | | | | | | 42 | 82 | | | | | | 36 | | | |
| 19-2332 | | | F | | | | | | | 37 | 72 | | | | | | 33 | | | |
| 19-2907 | | | R | | | | | | | 30 | 62 | | | | | | 48 | | | Brake disc |
| 19-8109 | | | R | | | | | | | 25 | 52 | | | | | | 42 | | | Brake drum |
| 1.6 VTi 120 (88 kW) Eng.5FS (EP6C) 11/09-1/70 | | | | | | | | | | | | | | | | | | | | |
| 19-2297 | | | F | | | | | | | 42 | 82 | | | | | | 36 | | | |
| 19-2332 | | | F | | | | | | | 37 | 72 | | | | | | 33 | | | |
| 19-2907 | | | R | | | | | | | 30 | 62 | | | | | | 48 | | | Brake disc |
| 19-8109 | | | R | | | | | | | 25 | 52 | | | | | | 42 | | | Brake drum |
| C3 III (SX) 7/16-1/70 | | | | | | | | | | | | | | | | | | | | |
| 1.2 PureTech 82 (61 kW) Eng.HMR (EB2FA) 5/18-1/70 | | | | | | | | | | | | | | | | | | | | |
| 19-2297 | | | F | | | | | | | 42 | 82 | | | | | | 36 | | | |
| 19-2332 | | | F | | | | | | | 37 | 72 | | | | | | 33 | | | |
| 19-2907 | | | R | | | | | | | 30 | 62 | | | | | | 48 | | | Brake Drum 9Inch |
| 19-8109 | | | R | | | | | | | 25 | 52 | | | | | | 42 | | | Brake Drum 8Inch |
| 1.2 PureTech 82 LPG (61 kW) Eng.HMR (EB2FA) 5/18-1/70 | | | | | | | | | | | | | | | | | | | | |
| 19-2297 | | | F | | | | | | | 42 | 82 | | | | | | 36 | | | |
| 19-2332 | | | F | | | | | | | 37 | 72 | | | | | | 33 | | | |
| 19-2907 | | | R | | | | | | | 30 | 62 | | | | | | 48 | | | Brake Drum 9Inch |
| 19-8109 | | | R | | | | | | | 25 | 52 | | | | | | 42 | | | Brake Drum 8Inch |
| 1.2 THP 110 (81 kW) Eng.HNP (EB2ADT), HNV (EB2DTM), HNZ (EB2DT) 7/16-1/70 | | | | | | | | | | | | | | | | | | | | |
| 19-2297 | | | F | | | | | | | 42 | 82 | | | | | | 36 | | | |
| 19-2332 | | | F | | | | | | | 37 | 72 | | | | | | 33 | | | |
| 19-2907 | | | R | | | | | | | 30 | 62 | | | | | | 48 | | | Brake Drum 9Inch |

CITROEN

| METELLI ref | Spare Parts | | F/R | L/R | | ABS | A | B | C | D | E | F | G | H | I | L | M | Fig | NOTE |
|-------------|-------------|--|-----|-----|--|-----|---|---|----|----|---|---|---|---|---|----|---|-----|-----------------|
| 19-2907 | | | R | | | | | | 30 | 62 | | | | | | 48 | | | Rear Disc Brake |
| 19-8109 | | | R | | | | | | 25 | 52 | | | | | | 42 | | | Rear Drum Brake |

C3 III Aircross (2R_, 2C_) 6/17-1/70

1.2 Puretech 110 (2RHNZB, 2RHNZW, 2RHNPX, 2RHNPJ) (81 kW) Eng.HNP (EB2ADT), HNV (EB2DTM), HNZ (EB2DT) 6/17-1/70

| | | | | | | | | | | | | | | | | | | | |
|---------|--|--|---|--|--|--|--|--|----|----|--|--|--|--|--|----|--|--|--|
| 19-2297 | | | F | | | | | | 42 | 82 | | | | | | 36 | | | |
| 19-2907 | | | R | | | | | | 30 | 62 | | | | | | 48 | | | |

1.2 Puretech 130 (2RHNYH) (96 kW) Eng.HNS (EB2ADTS), HNY (EB2DTS) 7/17-1/70

| | | | | | | | | | | | | | | | | | | | |
|---------|--|--|---|--|--|--|--|--|----|----|--|--|--|--|--|----|--|--|--|
| 19-2297 | | | F | | | | | | 42 | 82 | | | | | | 36 | | | |
| 19-2907 | | | R | | | | | | 30 | 62 | | | | | | 48 | | | |

1.2 Puretech 82 (2RHMRC, 2RHMZB) (60 kW) Eng.HMR (EB2FA), HMZ (EB2F) 6/17-1/70

| | | | | | | | | | | | | | | | | | | | |
|---------|--|--|---|--|--|--|--|--|----|----|--|--|--|--|--|----|--|--|--|
| 19-2297 | | | F | | | | | | 42 | 82 | | | | | | 36 | | | |
| 19-2907 | | | R | | | | | | 30 | 62 | | | | | | 48 | | | |

1.5 BlueHDi 100 (2CYHYJ) (73 kW) Eng.YHY (DV5RD) 8/18-1/70

| | | | | | | | | | | | | | | | | | | | |
|---------|--|--|---|--|--|--|--|--|----|----|--|--|--|--|--|----|--|--|--|
| 19-2297 | | | F | | | | | | 42 | 82 | | | | | | 36 | | | |
| 19-2907 | | | R | | | | | | 30 | 62 | | | | | | 48 | | | |

1.5 BlueHDi 100 (2CYHYJ) (75 kW) Eng.YHY (DV5RD) 8/18-1/70

| | | | | | | | | | | | | | | | | | | | |
|---------|--|--|---|--|--|--|--|--|----|----|--|--|--|--|--|----|--|--|--|
| 19-2297 | | | F | | | | | | 42 | 82 | | | | | | 36 | | | |
| 19-2907 | | | R | | | | | | 30 | 62 | | | | | | 48 | | | |

1.5 BlueHDi 110 (81 kW) Eng.YHS (DV5RCE) 10/20-1/70

| | | | | | | | | | | | | | | | | | | | |
|---------|--|--|---|--|--|--|--|--|----|----|--|--|--|--|--|----|--|--|--|
| 19-2297 | | | F | | | | | | 42 | 82 | | | | | | 36 | | | |
| 19-2907 | | | R | | | | | | 30 | 62 | | | | | | 48 | | | |

1.5 BlueHDi 120 (2CYHXX) (88 kW) Eng.YHX (DV5RC) 8/18-1/70

| | | | | | | | | | | | | | | | | | | | |
|---------|--|--|---|--|--|--|--|--|----|----|--|--|--|--|--|----|--|--|--|
| 19-2297 | | | F | | | | | | 42 | 82 | | | | | | 36 | | | |
| 19-2907 | | | R | | | | | | 30 | 62 | | | | | | 48 | | | |

1.6 BlueHDi 100 (2CBHYB) (73 kW) Eng.BHY (DV6FD) 7/17-1/70

| | | | | | | | | | | | | | | | | | | | |
|---------|--|--|---|--|--|--|--|--|----|----|--|--|--|--|--|----|--|--|--|
| 19-2297 | | | F | | | | | | 42 | 82 | | | | | | 36 | | | |
| 19-2907 | | | R | | | | | | 30 | 62 | | | | | | 48 | | | |

CITROEN

| METELLI ref | Spare Parts | | F/R | L/R | | | ABS | A | B | C | D | E | F | G | H | I | L | M | Fig | NOTE |
|---|-------------|--|-----|-----|--|--|-----|---|---|----|----|---|---|---|---|---|---|---|-----|------------------|
| 1.6 HDi 110 (82 kW) Eng.9HR (DV6C) 5/10-1/70 | | | | | | | | | | | | | | | | | | | | |
| 19-2297 | | | F | | | | | | | 42 | 82 | | | | | | | | 36 | |
| 19-2907 | | | R | | | | | | | 30 | 62 | | | | | | | | 48 | |
| 1.6 HDi 115 (84 kW) Eng.9HD (DV6C) 1/13-1/70 | | | | | | | | | | | | | | | | | | | | |
| 19-2297 | | | F | | | | | | | 42 | 82 | | | | | | | | 36 | |
| 19-2907 | | | R | | | | | | | 30 | 62 | | | | | | | | 48 | |
| 1.6 HDi 90 (68 kW) Eng.9HP (DV6DTE) 7/10-1/70 | | | | | | | | | | | | | | | | | | | | |
| 19-2297 | | | F | | | | | | | 42 | 82 | | | | | | | | 36 | |
| 19-2907 | | | R | | | | | | | 30 | 62 | | | | | | | | 48 | |
| 1.6 VTi (84 kW) Eng.5FP (EP6) 7/09-1/70 | | | | | | | | | | | | | | | | | | | | |
| 19-2297 | | | F | | | | | | | 42 | 82 | | | | | | | | 36 | |
| 19-2907 | | | R | | | | | | | 30 | 62 | | | | | | | | 48 | |
| 1.6 VTi 120 (88 kW) Eng.5FS (EP6C), 5FW (EP6) 2/09-1/70 | | | | | | | | | | | | | | | | | | | | |
| 19-2297 | | | F | | | | | | | 42 | 82 | | | | | | | | 36 | |
| 19-2907 | | | R | | | | | | | 30 | 62 | | | | | | | | 48 | |
| C4 Cactus 9/14-1/70 | | | | | | | | | | | | | | | | | | | | |
| 1.2 PureTech 130 (96 kW) Eng.HNS (EB2ADTS), HNY (EB2DTS) 11/17-1/70 | | | | | | | | | | | | | | | | | | | | |
| 19-2297 | | | F | | | | | | | 42 | 82 | | | | | | | | 36 | |
| 19-2332 | | | F | | | | | | | 37 | 72 | | | | | | | | 33 | |
| 19-2907 | | | R | | | | | | | 30 | 62 | | | | | | | | 48 | Brake Drum 9Inch |
| 19-8109 | | | R | | | | | | | 25 | 52 | | | | | | | | 42 | Brake Drum 8Inch |
| 1.2 THP 110 (81 kW) Eng.HNP (EB2ADT), HNV (EB2DTM), HNZ (EB2DT) 9/14-1/70 | | | | | | | | | | | | | | | | | | | | |
| 19-2297 | | | F | | | | | | | 42 | 82 | | | | | | | | 36 | |
| 19-2332 | | | F | | | | | | | 37 | 72 | | | | | | | | 33 | |
| 19-2907 | | | R | | | | | | | 30 | 62 | | | | | | | | 48 | Brake Drum 9Inch |
| 19-8109 | | | R | | | | | | | 25 | 52 | | | | | | | | 42 | Brake Drum 8Inch |
| 1.2 VTi 75 (55 kW) Eng.HMU (EB2D), HMU (EB2FD) 9/14-1/70 | | | | | | | | | | | | | | | | | | | | |
| 19-2297 | | | F | | | | | | | 42 | 82 | | | | | | | | 36 | |

CITROEN

| METELLI ref | Spare Parts | | F/R | L/R | | ABS | A | B | C | D | E | F | G | H | I | L | M | Fig | NOTE |
|---|-------------|--|-----|-----|--|-----|---|---|----|----|---|---|---|---|---|----|---|-----|------------------|
| 19-2332 | | | F | | | | | | 37 | 72 | | | | | | 33 | | | |
| 19-2907 | | | R | | | | | | 30 | 62 | | | | | | 48 | | | Brake Drum 9Inch |
| 19-8109 | | | R | | | | | | 25 | 52 | | | | | | 42 | | | Brake Drum 8Inch |
| 1.2 VTi 82 (60 kW) Eng.HMZ (EB2F) 9/14-1/70 | | | | | | | | | | | | | | | | | | | |
| 19-2297 | | | F | | | | | | 42 | 82 | | | | | | 36 | | | |
| 19-2332 | | | F | | | | | | 37 | 72 | | | | | | 33 | | | |
| 19-2907 | | | R | | | | | | 30 | 62 | | | | | | 48 | | | Brake Drum 9Inch |
| 19-8109 | | | R | | | | | | 25 | 52 | | | | | | 42 | | | Brake Drum 8Inch |
| 1.5 BlueHDi 100 (73 kW) Eng.YHY (DV5RD) 6/18-1/70 | | | | | | | | | | | | | | | | | | | |
| 19-2297 | | | F | | | | | | 42 | 82 | | | | | | 36 | | | |
| 19-2332 | | | F | | | | | | 37 | 72 | | | | | | 33 | | | |
| 19-2907 | | | R | | | | | | 30 | 62 | | | | | | 48 | | | Brake Drum 9Inch |
| 19-8109 | | | R | | | | | | 25 | 52 | | | | | | 42 | | | Brake Drum 8Inch |
| 1.5 BlueHDi 100 (75 kW) Eng.YHY (DV5RD) 6/18-1/70 | | | | | | | | | | | | | | | | | | | |
| 19-2297 | | | F | | | | | | 42 | 82 | | | | | | 36 | | | |
| 19-2332 | | | F | | | | | | 37 | 72 | | | | | | 33 | | | |
| 19-2907 | | | R | | | | | | 30 | 62 | | | | | | 48 | | | Brake Drum 9Inch |
| 19-8109 | | | R | | | | | | 25 | 52 | | | | | | 42 | | | Brake Drum 8Inch |
| 1.5 BlueHDi 120 (88 kW) Eng.YHX (DV5RC) 9/18-1/70 | | | | | | | | | | | | | | | | | | | |
| 19-2297 | | | F | | | | | | 42 | 82 | | | | | | 36 | | | |
| 19-2332 | | | F | | | | | | 37 | 72 | | | | | | 33 | | | |
| 19-2907 | | | R | | | | | | 30 | 62 | | | | | | 48 | | | Brake Drum 9Inch |
| 19-8109 | | | R | | | | | | 25 | 52 | | | | | | 42 | | | Brake Drum 8Inch |
| 1.6 BlueHDi 100 (73 kW) Eng.BHY (DV6FD) 9/14-1/70 | | | | | | | | | | | | | | | | | | | |
| 19-2297 | | | F | | | | | | 42 | 82 | | | | | | 36 | | | |
| 19-2332 | | | F | | | | | | 37 | 72 | | | | | | 33 | | | |
| 19-2907 | | | R | | | | | | 30 | 62 | | | | | | 48 | | | Brake Drum 9Inch |
| 19-8109 | | | R | | | | | | 25 | 52 | | | | | | 42 | | | Brake Drum 8Inch |

CITROEN

| METELLI ref | Spare Parts | | F/R | L/R | | | ABS | A | B | C | D | E | F | G | H | I | L | M | Fig | NOTE |
|--|-------------|--|-----|-----|--|--|-----|---|---|----|----|---|---|---|---|---|---|---|-----|------------------|
| 1.6 HDi 90 (68 kW) Eng.9HJ (DV6DTEDM), 9HP (DV6D), 9HP (DV6DTEd) 9/14-1/70 | | | | | | | | | | | | | | | | | | | | |
| 19-2297 | | | F | | | | | | | 42 | 82 | | | | | | | | 36 | |
| 19-2332 | | | F | | | | | | | 37 | 72 | | | | | | | | 33 | |
| 19-2907 | | | R | | | | | | | 30 | 62 | | | | | | | | 48 | Brake Drum 9Inch |
| 19-8109 | | | R | | | | | | | 25 | 52 | | | | | | | | 42 | Brake Drum 8Inch |
| C4 Grand Picasso I (UA_) 10/06-1/70 | | | | | | | | | | | | | | | | | | | | |
| 1.6 16V (103 kW) Eng.5FT (EP6DT) 7/08-12/10 | | | | | | | | | | | | | | | | | | | | |
| 19-2297 | | | F | | | | | | | 42 | 82 | | | | | | | | 36 | |
| 19-2776 | | | R | | | | | | | 30 | 62 | | | | | | | | 51 | |
| 1.6 16V (110 kW) Eng.5FX (EP6DT) 10/08-8/13 | | | | | | | | | | | | | | | | | | | | |
| 19-2297 | | | F | | | | | | | 42 | 82 | | | | | | | | 36 | |
| 19-2776 | | | R | | | | | | | 30 | 62 | | | | | | | | 51 | |
| 1.6 HDi (80 kW) Eng.9HY (DV6TED4), 9HZ (DV6TED4) 10/06-6/11 | | | | | | | | | | | | | | | | | | | | |
| 19-2297 | | | F | | | | | | | 42 | 82 | | | | | | | | 36 | |
| 19-2776 | | | R | | | | | | | 30 | 62 | | | | | | | | 51 | |
| 1.6 HDi 110 (82 kW) Eng.9HR (DV6C) 9/10-8/13 | | | | | | | | | | | | | | | | | | | | |
| 19-2297 | | | F | | | | | | | 42 | 82 | | | | | | | | 36 | |
| 19-2776 | | | R | | | | | | | 30 | 62 | | | | | | | | 51 | |
| 1.6 THP 155 (115 kW) Eng.5FV (EP6CDT) 9/10-8/13 | | | | | | | | | | | | | | | | | | | | |
| 19-2297 | | | F | | | | | | | 42 | 82 | | | | | | | | 36 | |
| 19-2776 | | | R | | | | | | | 30 | 62 | | | | | | | | 51 | |
| 1.6 VTi 120 (88 kW) Eng.5FW (EP6) 7/08-8/13 | | | | | | | | | | | | | | | | | | | | |
| 19-2297 | | | F | | | | | | | 42 | 82 | | | | | | | | 36 | |
| 19-2776 | | | R | | | | | | | 30 | 62 | | | | | | | | 51 | |
| 1.8 i 16V (92 kW) Eng.6FY (EW7A) 10/06-12/10 | | | | | | | | | | | | | | | | | | | | |
| 19-2297 | | | F | | | | | | | 42 | 82 | | | | | | | | 36 | |
| 19-2776 | | | R | | | | | | | 30 | 62 | | | | | | | | 51 | |

CITROEN

| METELLI ref | Spare Parts | | F/R | L/R | | | ABS | A | B | C | D | E | F | G | H | I | L | M | Fig | NOTE |
|---|-------------|--|-----|-----|--|--|-----|---|---|----|----|-----|---|---|---|---|---|---|-----|------------|
| 1.6 BlueHDi 120 (88 kW) Eng.BHZ (DV6FC) 7/14-1/70 | | | | | | | | | | | | | | | | | | | | |
| 19-8141 | | | R | | | | | | | 65 | | 130 | | | | | | | 113 | Disc 268mm |
| 19-8155 | | | F | | | | | | | 42 | 80 | | | | | | | | 44 | |
| 1.6 HDi / BlueHDi 115 (85 kW) Eng.9HC (DV6C), BHX (DV6FC) 9/13-1/70 | | | | | | | | | | | | | | | | | | | | |
| 19-2369 | | | R | | | | | | | 65 | | 130 | | | | | | | 113 | Disc 268mm |
| 19-8141 | | | R | | | | | | | 65 | | 130 | | | | | | | 113 | Disc 268mm |
| 19-8155 | | | F | | | | | | | 42 | 80 | | | | | | | | 44 | |
| 1.6 HDi 90 (68 kW) Eng.9HP (DV6DTE) 9/13-1/70 | | | | | | | | | | | | | | | | | | | | |
| 19-2369 | | | R | | | | | | | 65 | | 130 | | | | | | | 113 | Disc 268mm |
| 19-8141 | | | R | | | | | | | 65 | | 130 | | | | | | | 113 | Disc 268mm |
| 19-8155 | | | F | | | | | | | 42 | 80 | | | | | | | | 44 | |
| 1.6 THP 150 (110 kW) Eng.5FX (EP6DT) 9/14-1/70 | | | | | | | | | | | | | | | | | | | | |
| 19-8141 | | | R | | | | | | | 65 | | 130 | | | | | | | 113 | Disc 268mm |
| 19-8155 | | | F | | | | | | | 42 | 80 | | | | | | | | 44 | |
| 1.6 THP 155 (115 kW) Eng.5FV (EP6CDT) 9/13-1/70 | | | | | | | | | | | | | | | | | | | | |
| 19-2369 | | | R | | | | | | | 65 | | 130 | | | | | | | 113 | Disc 268mm |
| 19-8141 | | | R | | | | | | | 65 | | 130 | | | | | | | 113 | Disc 268mm |
| 19-8155 | | | F | | | | | | | 42 | 80 | | | | | | | | 44 | |
| 1.6 THP 165 (121 kW) Eng.5GZ (EP6FDT) 7/14-1/70 | | | | | | | | | | | | | | | | | | | | |
| 19-8141 | | | R | | | | | | | 65 | | 130 | | | | | | | 113 | Disc 268mm |
| 19-8155 | | | F | | | | | | | 42 | 80 | | | | | | | | 44 | |
| 1.6 VTi 120 (88 kW) Eng.5FS (EP6C) 9/13-1/70 | | | | | | | | | | | | | | | | | | | | |
| 19-2369 | | | R | | | | | | | 65 | | 130 | | | | | | | 113 | Disc 268mm |
| 19-8141 | | | R | | | | | | | 65 | | 130 | | | | | | | 113 | Disc 268mm |
| 19-8155 | | | F | | | | | | | 42 | 80 | | | | | | | | 44 | |
| 2.0 BlueHDi 135 (100 kW) Eng.AHV (DW10FD), RHD (DW10CB) 9/13-1/70 | | | | | | | | | | | | | | | | | | | | |
| 19-8141 | | | R | | | | | | | 65 | | 130 | | | | | | | 113 | Disc 268mm |
| 19-8155 | | | F | | | | | | | 42 | 80 | | | | | | | | 44 | |

CITROEN

| METELLI ref | Spare Parts | | F/R | L/R | | | ABS | A | B | C | D | E | F | G | H | I | L | M | Fig | NOTE |
|--|-------------|--------|-----|-----|--|--|-----|---|---|----|----|---|---|---|---|---|----|---|-----|------|
| 19-2907 | | | R | | | | | | | 30 | 62 | | | | | | 48 | | | |
| 2.0 16V (100 kW) Eng.RFN (EW10J4) 11/04-7/07 | | | | | | | | | | | | | | | | | | | | |
| 19-2297 | | | F | | | | | | | 42 | 82 | | | | | | 36 | | | |
| 19-2907 | | 09/06- | R | | | | | | | 30 | 62 | | | | | | 48 | | | |
| 2.0 16V (103 kW) Eng.RFJ (EW10A) 11/04-7/11 | | | | | | | | | | | | | | | | | | | | |
| 19-2297 | | | F | | | | | | | 42 | 82 | | | | | | 36 | | | |
| 19-2907 | | 09/06- | R | | | | | | | 30 | 62 | | | | | | 48 | | | |
| 2.0 16V (105 kW) Eng.RFJ (EW10A) 9/06-7/09 | | | | | | | | | | | | | | | | | | | | |
| 19-2297 | | | F | | | | | | | 42 | 82 | | | | | | 36 | | | |
| 2.0 16V (130 kW) Eng.RFK (EW10J4S) 11/04-7/08 | | | | | | | | | | | | | | | | | | | | |
| 19-2297 | | | F | | | | | | | 42 | 82 | | | | | | 36 | | | |
| 2.0 HDi (81 kW) Eng.RHZ (DW10ATED) 4/07-7/08 | | | | | | | | | | | | | | | | | | | | |
| 19-2297 | | | F | | | | | | | 42 | 82 | | | | | | 36 | | | |
| 2.0 HDi (100 kW) Eng.RHR (DW10BTED4) 11/04-7/11 | | | | | | | | | | | | | | | | | | | | |
| 19-2297 | | | F | | | | | | | 42 | 82 | | | | | | 36 | | | |
| 19-2907 | | 09/06- | R | | | | | | | 30 | 62 | | | | | | 48 | | | |
| 2.0 HDi (103 kW) Eng.RHF (DW10BTED4) 7/08-7/11 | | | | | | | | | | | | | | | | | | | | |
| 19-2297 | | | F | | | | | | | 42 | 82 | | | | | | 36 | | | |
| 19-2907 | | | R | | | | | | | 30 | 62 | | | | | | 48 | | | |
| C4 I Coupe (LA_) 11/04-7/11 | | | | | | | | | | | | | | | | | | | | |
| 1.4 16V (65 kW) Eng.KFU (ET3J4) 11/04-7/11 | | | | | | | | | | | | | | | | | | | | |
| 19-2297 | | | F | | | | | | | 42 | 82 | | | | | | 36 | | | |
| 19-2907 | | 09/06- | R | | | | | | | 30 | 62 | | | | | | 48 | | | |
| 1.6 16V (80 kW) Eng.NFU (TU5JP4) 11/04-7/11 | | | | | | | | | | | | | | | | | | | | |
| 19-2297 | | | F | | | | | | | 42 | 82 | | | | | | 36 | | | |
| 19-2907 | | 09/06- | R | | | | | | | 30 | 62 | | | | | | 48 | | | |
| 1.6 HDi (66 kW) Eng.9HV (DV6TED4B), 9HV (DV6TED4BU), 9HX (DV6ATED4) 11/04-7/11 | | | | | | | | | | | | | | | | | | | | |
| 19-2297 | | | F | | | | | | | 42 | 82 | | | | | | 36 | | | |

CITROEN

| METELLI ref | Spare Parts | | F/R | L/R | | | ABS | A | B | C | D | E | F | G | H | I | L | M | Fig | NOTE |
|---|-------------|--------|-----|-----|--|--|-----|---|---|----|----|---|---|---|---|---|----|---|-----|------|
| 19-2907 | | 09/06- | R | | | | | | | 30 | 62 | | | | | | 48 | | | |
| 1.6 HDi (80 kW) Eng.9HY (DV6TED4), 9HZ (DV6TED4) 11/04-7/11 | | | | | | | | | | | | | | | | | | | | |
| 19-2297 | | | F | | | | | | | 42 | 82 | | | | | | 36 | | | |
| 19-2907 | | 09/06- | R | | | | | | | 30 | 62 | | | | | | 48 | | | |
| 1.6 THP (103 kW) Eng.5FT (EP6DT) 6/08-7/11 | | | | | | | | | | | | | | | | | | | | |
| 19-2297 | | | F | | | | | | | 42 | 82 | | | | | | 36 | | | |
| 1.6 THP 150 (110 kW) Eng.5FX (EP6DT) 7/08-7/11 | | | | | | | | | | | | | | | | | | | | |
| 19-2297 | | | F | | | | | | | 42 | 82 | | | | | | 36 | | | |
| 19-2907 | | | R | | | | | | | 30 | 62 | | | | | | 48 | | | |
| 1.6 VTi 120 (88 kW) Eng.5FW (EP6) 7/08-7/11 | | | | | | | | | | | | | | | | | | | | |
| 19-2297 | | | F | | | | | | | 42 | 82 | | | | | | 36 | | | |
| 19-2907 | | | R | | | | | | | 30 | 62 | | | | | | 48 | | | |
| 2.0 16V (100 kW) Eng.RFN (EW10J4) 11/04-7/07 | | | | | | | | | | | | | | | | | | | | |
| 19-2297 | | | F | | | | | | | 42 | 82 | | | | | | 36 | | | |
| 19-2907 | | 09/06- | R | | | | | | | 30 | 62 | | | | | | 48 | | | |
| 2.0 16V (130 kW) Eng.RFK (EW10J4S) 11/04-12/10 | | | | | | | | | | | | | | | | | | | | |
| 19-2297 | | | F | | | | | | | 42 | 82 | | | | | | 36 | | | |
| 19-2907 | | 09/06- | R | | | | | | | 30 | 62 | | | | | | 48 | | | |
| 2.0 HDi (100 kW) Eng.RHR (DW10BTED4) 11/04-12/10 | | | | | | | | | | | | | | | | | | | | |
| 19-2297 | | | F | | | | | | | 42 | 82 | | | | | | 36 | | | |
| 19-2907 | | 09/06- | R | | | | | | | 30 | 62 | | | | | | 48 | | | |
| 2.0 HDi (103 kW) Eng.RHF (DW10BTED4) 7/08-7/11 | | | | | | | | | | | | | | | | | | | | |
| 19-2297 | | | F | | | | | | | 42 | 82 | | | | | | 36 | | | |
| 19-2907 | | | R | | | | | | | 30 | 62 | | | | | | 48 | | | |
| 2.0 VTR (103 kW) Eng.RFJ (EW10A) 10/06-12/07 | | | | | | | | | | | | | | | | | | | | |
| 19-2297 | | | F | | | | | | | 42 | 82 | | | | | | 36 | | | |

CITROEN

| METELLI ref | Spare Parts | | F/R | L/R | | | ABS | A | B | C | D | E | F | G | H | I | L | M | Fig | NOTE |
|--|-------------|--|-----|-----|--|--|-----|---|---|----|----|---|---|---|---|---|---|---|-----|---------------|
| C4 II (B7) 11/09-1/70 | | | | | | | | | | | | | | | | | | | | |
| 1.2 THP 110 (81 kW) Eng.HNV (EB2DTM), HNZ (EB2DT) 2/15-12/17 | | | | | | | | | | | | | | | | | | | | |
| 19-2297 | | | F | | | | | | | 42 | 82 | | | | | | | | 36 | |
| 19-2753 | | | F | | | | | | | 45 | 83 | | | | | | | | 44 | 19Inch Wheels |
| 19-2776 | | | R | | | | | | | 30 | 62 | | | | | | | | 51 | |
| 1.2 THP 130 (96 kW) Eng.HNY (EB2DTS) 4/14-1/70 | | | | | | | | | | | | | | | | | | | | |
| 19-2297 | | | F | | | | | | | 42 | 82 | | | | | | | | 36 | |
| 19-2753 | | | F | | | | | | | 45 | 83 | | | | | | | | 44 | 19Inch Wheels |
| 19-2776 | | | R | | | | | | | 30 | 62 | | | | | | | | 51 | |
| 1.4 VTi 95 (70 kW) Eng.8FP (EP3C) 11/09-1/70 | | | | | | | | | | | | | | | | | | | | |
| 19-2297 | | | F | | | | | | | 42 | 82 | | | | | | | | 36 | |
| 19-2776 | | | R | | | | | | | 30 | 62 | | | | | | | | 51 | |
| 1.6 BlueHDi 100 (73 kW) Eng.BHY (DV6FD) 7/14-1/70 | | | | | | | | | | | | | | | | | | | | |
| 19-2297 | | | F | | | | | | | 42 | 82 | | | | | | | | 36 | |
| 19-2753 | | | F | | | | | | | 45 | 83 | | | | | | | | 44 | 19Inch Wheels |
| 19-2776 | | | R | | | | | | | 30 | 62 | | | | | | | | 51 | |
| 1.6 BlueHDi 115 (85 kW) Eng.BHX (DV6FC) 8/14-1/70 | | | | | | | | | | | | | | | | | | | | |
| 19-2297 | | | F | | | | | | | 42 | 82 | | | | | | | | 36 | |
| 19-2753 | | | F | | | | | | | 45 | 83 | | | | | | | | 44 | 19Inch Wheels |
| 19-2776 | | | R | | | | | | | 30 | 62 | | | | | | | | 51 | |
| 1.6 BlueHDi 120 (88 kW) Eng.BHZ (DV6FC) 2/15-1/70 | | | | | | | | | | | | | | | | | | | | |
| 19-2297 | | | F | | | | | | | 42 | 82 | | | | | | | | 36 | |
| 19-2753 | | | F | | | | | | | 45 | 83 | | | | | | | | 44 | 19Inch Wheels |
| 19-2776 | | | R | | | | | | | 30 | 62 | | | | | | | | 51 | |
| 1.6 HDi 110 (82 kW) Eng.9HR (DV6C) 11/09-1/70 | | | | | | | | | | | | | | | | | | | | |
| 19-2297 | | | F | | | | | | | 42 | 82 | | | | | | | | 36 | |
| 19-2776 | | | R | | | | | | | 30 | 62 | | | | | | | | 51 | |

CITROEN

| METELLI ref | Spare Parts | | F/R | L/R | | | ABS | A | B | C | D | E | F | G | H | I | L | M | Fig | NOTE |
|--|-------------|--|-----|-----|--|--|-----|---|---|----|----|-----|---|---|---|---|---|-----|-----|------------|
| 2.0 AWC (110 kW) Eng.4B11 4/12-1/70 | | | | | | | | | | | | | | | | | | | | |
| 19-2800 | | | F | | | | | | | 43 | 80 | | | | | | | 40 | | |
| C4 II Sedan 7/06-1/70 | | | | | | | | | | | | | | | | | | | | |
| 1.6 (85 kW) Eng.NFP (EC5) 1/13-1/70 | | | | | | | | | | | | | | | | | | | | |
| 19-8141 | | | R | | | | | | | 65 | | 130 | | | | | | 113 | | Disc 268mm |
| 19-8155 | | | F | | | | | | | 42 | 80 | | | | | | | 44 | | |
| 1.6 (88 kW) Eng.5FS (EP6C) 1/13-1/70 | | | | | | | | | | | | | | | | | | | | |
| 19-8141 | | | R | | | | | | | 65 | | 130 | | | | | | 113 | | Disc 268mm |
| 19-8155 | | | F | | | | | | | 42 | 80 | | | | | | | 44 | | |
| 1.6 (110 kW) Eng.5FE (EP6CDTMD) 1/13-1/70 | | | | | | | | | | | | | | | | | | | | |
| 19-8141 | | | R | | | | | | | 65 | | 130 | | | | | | 113 | | Disc 268mm |
| 19-8155 | | | F | | | | | | | 42 | 80 | | | | | | | 44 | | |
| 1.6 16V (80 kW) Eng.NFU (TU5JP4) 7/06-7/11 | | | | | | | | | | | | | | | | | | | | |
| 19-2297 | | | F | | | | | | | 42 | 82 | | | | | | | 36 | | |
| 1.6 HDi (80 kW) Eng.9HY (DV6TED4), 9HZ (DV6TED4) 7/06-7/11 | | | | | | | | | | | | | | | | | | | | |
| 19-2297 | | | F | | | | | | | 42 | 82 | | | | | | | 36 | | |
| 1.6 HDi (84 kW) Eng.9HD (DV6C), 9HR (DV6C) 8/13-1/70 | | | | | | | | | | | | | | | | | | | | |
| 19-8141 | | | R | | | | | | | 65 | | 130 | | | | | | 113 | | Disc 268mm |
| 19-8155 | | | F | | | | | | | 42 | 80 | | | | | | | 44 | | |
| 2.0 16V (103 kW) Eng.RFJ (EW10A) 7/06-7/11 | | | | | | | | | | | | | | | | | | | | |
| 19-2297 | | | F | | | | | | | 42 | 82 | | | | | | | 36 | | |
| C4 Picasso I MPV / Space wagon (UD_) 10/06-8/13 | | | | | | | | | | | | | | | | | | | | |
| 1.6 16V (110 kW) Eng.5FX (EP6DT) 7/08-8/13 | | | | | | | | | | | | | | | | | | | | |
| 19-2297 | | | F | | | | | | | 42 | 82 | | | | | | | 36 | | |
| 19-2776 | | | R | | | | | | | 30 | 62 | | | | | | | 51 | | |
| 1.6 HDi (80 kW) Eng.9HY (DV6TED4), 9HZ (DV6TED4) 2/07-8/13 | | | | | | | | | | | | | | | | | | | | |
| 19-2297 | | | F | | | | | | | 42 | 82 | | | | | | | 36 | | |

CITROEN

| METELLI ref | Spare Parts | | F/R | L/R | | ABS | A | B | C | D | E | F | G | H | I | L | M | Fig | NOTE |
|---|-------------|--|-----|-----|--|-----|---|---|----|----|---|---|---|---|---|----|---|-----|------|
| 19-2776 | | | R | | | | | | 30 | 62 | | | | | | 51 | | | |
| 1.6 HDi 110 (82 kW) Eng.9HR (DV6C) 9/10-8/13 | | | | | | | | | | | | | | | | | | | |
| 19-2297 | | | F | | | | | | 42 | 82 | | | | | | 36 | | | |
| 19-2776 | | | R | | | | | | 30 | 62 | | | | | | 51 | | | |
| 1.6 THP 140 (103 kW) Eng.5FT (EP6DT) 7/08-8/13 | | | | | | | | | | | | | | | | | | | |
| 19-2297 | | | F | | | | | | 42 | 82 | | | | | | 36 | | | |
| 19-2776 | | | R | | | | | | 30 | 62 | | | | | | 51 | | | |
| 1.6 THP 155 (115 kW) Eng.5FV (EP6CDT) 9/10-8/13 | | | | | | | | | | | | | | | | | | | |
| 19-2297 | | | F | | | | | | 42 | 82 | | | | | | 36 | | | |
| 19-2776 | | | R | | | | | | 30 | 62 | | | | | | 51 | | | |
| 1.6 VTi 120 (88 kW) Eng.5FW (EP6) 7/08-8/13 | | | | | | | | | | | | | | | | | | | |
| 19-2297 | | | F | | | | | | 42 | 82 | | | | | | 36 | | | |
| 19-2776 | | | R | | | | | | 30 | 62 | | | | | | 51 | | | |
| 1.8 Bifuel (92 kW) Eng.6FY (EW7A) 1/09-10/12 | | | | | | | | | | | | | | | | | | | |
| 19-2297 | | | F | | | | | | 42 | 82 | | | | | | 36 | | | |
| 19-2776 | | | R | | | | | | 30 | 62 | | | | | | 51 | | | |
| 1.8 i 16V (92 kW) Eng.6FY (EW7A) 2/07-12/11 | | | | | | | | | | | | | | | | | | | |
| 19-2297 | | | F | | | | | | 42 | 82 | | | | | | 36 | | | |
| 19-2776 | | | R | | | | | | 30 | 62 | | | | | | 51 | | | |
| 2.0 HDi 138 (100 kW) Eng.RHJ (DW10BTED4), RHR (DW10BTED4) 10/06-8/13 | | | | | | | | | | | | | | | | | | | |
| 19-2297 | | | F | | | | | | 42 | 82 | | | | | | 36 | | | |
| 19-2776 | | | R | | | | | | 30 | 62 | | | | | | 51 | | | |
| 2.0 HDi 150 (110 kW) Eng.RHE (DW10CTED4) 7/09-8/13 | | | | | | | | | | | | | | | | | | | |
| 19-2297 | | | F | | | | | | 42 | 82 | | | | | | 36 | | | |
| 19-2776 | | | R | | | | | | 30 | 62 | | | | | | 51 | | | |
| 2.0 HDi 165 (120 kW) Eng.RHH (DW10CTED4) 9/10-8/13 | | | | | | | | | | | | | | | | | | | |
| 19-2297 | | | F | | | | | | 42 | 82 | | | | | | 36 | | | |
| 19-2776 | | | R | | | | | | 30 | 62 | | | | | | 51 | | | |

CITROEN

| METELLI ref | Spare Parts | | F/R | L/R | | | ABS | A | B | C | D | E | F | G | H | I | L | M | Fig | NOTE |
|---|-------------|--|-----|-----|--|--|-----|---|---|----|----|-----|---|---|---|---|---|---|-----|------------|
| 2.0 i 16V (103 kW) Eng.RFJ (EW10A) 9/07-8/13 | | | | | | | | | | | | | | | | | | | | |
| 19-2297 | | | F | | | | | | | 42 | 82 | | | | | | | | 36 | |
| 19-2776 | | | R | | | | | | | 30 | 62 | | | | | | | | 51 | |
| 2.0 i 16V (105 kW) Eng.RFN (EW10J4) 5/08-5/13 | | | | | | | | | | | | | | | | | | | | |
| 19-2297 | | | F | | | | | | | 42 | 82 | | | | | | | | 36 | |
| 19-2776 | | | R | | | | | | | 30 | 62 | | | | | | | | 51 | |
| C4 Picasso II 2/13-1/70 | | | | | | | | | | | | | | | | | | | | |
| 1.2 THP 110 (81 kW) Eng.HNZ (EB2DT) 4/16-1/70 | | | | | | | | | | | | | | | | | | | | |
| 19-8141 | | | R | | | | | | | 65 | | 130 | | | | | | | 113 | Disc 268mm |
| 19-8155 | | | F | | | | | | | 42 | 80 | | | | | | | | 44 | |
| 1.2 THP 130 (96 kW) Eng.HNY (EB2DTS) 4/14-1/70 | | | | | | | | | | | | | | | | | | | | |
| 19-8141 | | | R | | | | | | | 65 | | 130 | | | | | | | 113 | Disc 268mm |
| 19-8155 | | | F | | | | | | | 42 | 80 | | | | | | | | 44 | |
| 1.6 BlueHDi 100 (73 kW) Eng.BHY (DV6FD) 12/14-1/70 | | | | | | | | | | | | | | | | | | | | |
| 19-8141 | | | R | | | | | | | 65 | | 130 | | | | | | | 113 | Disc 268mm |
| 19-8155 | | | F | | | | | | | 42 | 80 | | | | | | | | 44 | |
| 1.6 BlueHDi 120 (88 kW) Eng.BHZ (DV6FC) 7/14-1/70 | | | | | | | | | | | | | | | | | | | | |
| 19-8141 | | | R | | | | | | | 65 | | 130 | | | | | | | 113 | Disc 268mm |
| 19-8155 | | | F | | | | | | | 42 | 80 | | | | | | | | 44 | |
| 1.6 HDi / BlueHDi 115 (85 kW) Eng.9HC (DV6C), BHX (DV6FC) 2/13-1/70 | | | | | | | | | | | | | | | | | | | | |
| 19-2369 | | | R | | | | | | | 65 | | 130 | | | | | | | 113 | Disc 268mm |
| 19-8141 | | | R | | | | | | | 65 | | 130 | | | | | | | 113 | Disc 268mm |
| 19-8155 | | | F | | | | | | | 42 | 80 | | | | | | | | 44 | |
| 1.6 HDi 90 (68 kW) Eng.9HP (DV6DTE) 2/13-1/70 | | | | | | | | | | | | | | | | | | | | |
| 19-2369 | | | R | | | | | | | 65 | | 130 | | | | | | | 113 | Disc 268mm |
| 19-8141 | | | R | | | | | | | 65 | | 130 | | | | | | | 113 | Disc 268mm |
| 19-8155 | | | F | | | | | | | 42 | 80 | | | | | | | | 44 | |

CITROEN

| METELLI ref | Spare Parts | | F/R | L/R | | | ABS | A | B | C | D | E | F | G | H | I | L | M | Fig | NOTE |
|---|-------------|--|-----|-----|--|--|-----|---|---|----|----|-----|---|---|---|---|---|---|-----|------------|
| 1.5 BlueHDi 130 (96 kW) Eng.YHZ (DV5RC) 5/18-1/70 | | | | | | | | | | | | | | | | | | | | |
| 19-8141 | | | R | | | | | | | 65 | | 130 | | | | | | | 113 | Disc 268mm |
| 19-8155 | | | F | | | | | | | 42 | 80 | | | | | | | | 44 | |
| 1.6 BlueHDi 100 (73 kW) Eng.BHY (DV6FD) 4/18-1/70 | | | | | | | | | | | | | | | | | | | | |
| 19-8141 | | | R | | | | | | | 65 | | 130 | | | | | | | 113 | Disc 268mm |
| 19-8155 | | | F | | | | | | | 42 | 80 | | | | | | | | 44 | |
| 1.6 BlueHDi 120 (88 kW) Eng.BHZ (DV6FC) 4/18-1/70 | | | | | | | | | | | | | | | | | | | | |
| 19-8141 | | | R | | | | | | | 65 | | 130 | | | | | | | 113 | Disc 268mm |
| 19-8155 | | | F | | | | | | | 42 | 80 | | | | | | | | 44 | |
| 1.6 HDi 115 (85 kW) Eng.9HC (DV6C) 4/18-1/70 | | | | | | | | | | | | | | | | | | | | |
| 19-8141 | | | R | | | | | | | 65 | | 130 | | | | | | | 113 | Disc 268mm |
| 19-8155 | | | F | | | | | | | 42 | 80 | | | | | | | | 44 | |
| 1.6 THP 165 (121 kW) Eng.5GZ (EP6FDT) 4/18-1/70 | | | | | | | | | | | | | | | | | | | | |
| 19-8141 | | | R | | | | | | | 65 | | 130 | | | | | | | 113 | Disc 268mm |
| 19-8155 | | | F | | | | | | | 42 | 80 | | | | | | | | 44 | |
| 2.0 BlueHDi 150 (110 kW) Eng.AHX (DW10FD) 4/18-1/70 | | | | | | | | | | | | | | | | | | | | |
| 19-8141 | | | R | | | | | | | 65 | | 130 | | | | | | | 113 | Disc 268mm |
| 19-8155 | | | F | | | | | | | 42 | 80 | | | | | | | | 44 | |
| 2.0 BlueHDi 160 (120 kW) Eng.EHY (DW10FCC) 4/18-1/70 | | | | | | | | | | | | | | | | | | | | |
| 19-8141 | | | R | | | | | | | 65 | | 130 | | | | | | | 113 | Disc 268mm |
| 19-8155 | | | F | | | | | | | 42 | 80 | | | | | | | | 44 | |
| C5 I (DC_) 3/01-8/04 | | | | | | | | | | | | | | | | | | | | |
| 1.8 16V (DC6FZB, DC6FZE) (85 kW) Eng.6FZ (EW7J4) 3/01-8/04 | | | | | | | | | | | | | | | | | | | | |
| 19-2297 | | | F | | | | | | | 42 | 82 | | | | | | | | 36 | |
| 2.0 16V (DCRFNC, DCRFNF) (100 kW) Eng.RFN (EW10J4) 3/01-8/04 | | | | | | | | | | | | | | | | | | | | |
| 19-2297 | | | F | | | | | | | 42 | 82 | | | | | | | | 36 | |
| 2.0 16V HPi (DCRLZB) (103 kW) Eng.RLZ (EW10D) 3/01-8/04 | | | | | | | | | | | | | | | | | | | | |
| 19-2297 | | | F | | | | | | | 42 | 82 | | | | | | | | 36 | |

CITROEN

| METELLI ref | Spare Parts | | F/R | L/R | | | ABS | A | B | C | D | E | F | G | H | I | L | M | Fig | NOTE | |
|---|-------------|--------|-----|-----|--|--|-----|---|---|----|----|---|---|---|---|---|---|---|-----|------|--|
| 2.2 HDi (DE4HXB, DE4HXE) (98 kW) Eng.4HX (DW12TED4) 6/01-8/04 | | | | | | | | | | | | | | | | | | | | | |
| 19-2297 | | | F | | | | | | | 42 | 82 | | | | | | | | 36 | | |
| 3.0 Carlsson (173 kW) Eng.XFX (ES9J4S) 9/03-8/04 | | | | | | | | | | | | | | | | | | | | | |
| 19-2297 | | | F | | | | | | | 42 | 82 | | | | | | | | 36 | | |
| 3.0 V6 (DEXFXC, DEXFXF) (152 kW) Eng.XFX (ES9J4S) 6/01-8/04 | | | | | | | | | | | | | | | | | | | | | |
| 19-2297 | | | F | | | | | | | 42 | 82 | | | | | | | | 36 | | |
| C5 II (RC_) 9/04-1/70 | | | | | | | | | | | | | | | | | | | | | |
| 1.6 HDi (RC8HZB) (80 kW) Eng.9HY (DV6TED4), 9HZ (DV6TED4) 9/04-1/08 | | | | | | | | | | | | | | | | | | | | | |
| 19-2297 | | -01/08 | F | | | | | | | 42 | 82 | | | | | | | | 36 | | |
| 1.8 16V (92 kW) Eng.6FY (EW7A) 9/05-1/08 | | | | | | | | | | | | | | | | | | | | | |
| 19-2297 | | -01/08 | F | | | | | | | 42 | 82 | | | | | | | | 36 | | |
| 1.8 16V (RC6FZB) (85 kW) Eng.6FZ (EW7J4) 9/04-8/05 | | | | | | | | | | | | | | | | | | | | | |
| 19-2297 | | | F | | | | | | | 42 | 82 | | | | | | | | 36 | | |
| 2.0 16V (RCRFJB, RCRFJC) (103 kW) Eng.RFJ (EW10A) 9/04-8/08 | | | | | | | | | | | | | | | | | | | | | |
| 19-2297 | | -01/08 | F | | | | | | | 42 | 82 | | | | | | | | 36 | | |
| 2.0 HDi (RCRHRH) (100 kW) Eng.RHR (DW10BTED4) 9/04-1/08 | | | | | | | | | | | | | | | | | | | | | |
| 19-2297 | | -01/08 | F | | | | | | | 42 | 82 | | | | | | | | 36 | | |
| 2.2 HDi (125 kW) Eng.4HT (DW12BTED4) 4/06-8/08 | | | | | | | | | | | | | | | | | | | | | |
| 19-2297 | | -01/08 | F | | | | | | | 42 | 82 | | | | | | | | 36 | | |
| 2.2 HDi (RC4HXE) (98 kW) Eng.4HX (DW12TED4) 9/04-8/08 | | | | | | | | | | | | | | | | | | | | | |
| 19-2297 | | -01/08 | F | | | | | | | 42 | 82 | | | | | | | | 36 | | |
| 3.0 V6 (155 kW) Eng.XFV (ES9A) 10/04-4/07 | | | | | | | | | | | | | | | | | | | | | |
| 19-2297 | | | F | | | | | | | 42 | 82 | | | | | | | | 36 | | |
| 3.0 V6 (RCXFUF) (152 kW) Eng.XFU (ES9A), XFX (ES9J4S) 9/04-9/08 | | | | | | | | | | | | | | | | | | | | | |
| 19-2297 | | -01/08 | F | | | | | | | 42 | 82 | | | | | | | | 36 | | |

CITROEN

| METELLI ref | Spare Parts | | F/R | L/R | | | ABS | A | B | C | D | E | F | G | H | I | L | M | Fig | NOTE |
|---|-------------|--|-----|-----|--|--|-----|---|---|----|------|-----|---|---|---|---|----|---|-----|------|
| 19-2762 | | | R | | | | | | | 32 | 79,5 | 128 | | | | | 60 | | | |
| 1.6 HDi 115 (84 kW) Eng.9HL (DV6C), 9HR (DV6C) 1/12-1/70 | | | | | | | | | | | | | | | | | | | | |
| 19-2753 | | | F | | | | | | | 45 | 83 | | | | | | 44 | | | |
| 19-2762 | | | R | | | | | | | 32 | 79,5 | 128 | | | | | 60 | | | |
| 1.6 THP 150 (110 kW) Eng.5FN (EP6CDT) 7/10-1/70 | | | | | | | | | | | | | | | | | | | | |
| 19-2753 | | | F | | | | | | | 45 | 83 | | | | | | 44 | | | |
| 19-2762 | | | R | | | | | | | 32 | 79,5 | 128 | | | | | 60 | | | |
| 1.6 THP 155 (115 kW) Eng.5FV (EP6CDT) 4/09-1/70 | | | | | | | | | | | | | | | | | | | | |
| 19-2753 | | | F | | | | | | | 45 | 83 | | | | | | 44 | | | |
| 19-2762 | | | R | | | | | | | 32 | 79,5 | 128 | | | | | 60 | | | |
| 1.6 VTi 120 (88 kW) Eng.5FS (EP6C) 7/10-1/70 | | | | | | | | | | | | | | | | | | | | |
| 19-2753 | | | F | | | | | | | 45 | 83 | | | | | | 44 | | | |
| 19-2762 | | | R | | | | | | | 32 | 79,5 | 128 | | | | | 60 | | | |
| 1.8 16V (92 kW) Eng.6FY (EW7A) 2/08-1/70 | | | | | | | | | | | | | | | | | | | | |
| 19-2753 | | | F | | | | | | | 45 | 83 | | | | | | 44 | | | |
| 19-2762 | | | R | | | | | | | 32 | 79,5 | 128 | | | | | 60 | | | |
| 2.0 16V (103 kW) Eng.RFJ (EW10A) 2/08-1/70 | | | | | | | | | | | | | | | | | | | | |
| 19-2753 | | | F | | | | | | | 45 | 83 | | | | | | 44 | | | |
| 19-2762 | | | R | | | | | | | 32 | 79,5 | 128 | | | | | 60 | | | |
| 2.0 16V BioFlex (103 kW) Eng.RFJ (EW10A) 2/08-12/12 | | | | | | | | | | | | | | | | | | | | |
| 19-2753 | | | F | | | | | | | 45 | 83 | | | | | | 44 | | | |
| 19-2762 | | | R | | | | | | | 32 | 79,5 | 128 | | | | | 60 | | | |
| 2.0 HDi (100 kW) Eng.RHD (DW10CTED4), RHF (DW10BTED4), RHR (DW10BTED4) 2/08-1/70 | | | | | | | | | | | | | | | | | | | | |
| 19-2753 | | | F | | | | | | | 45 | 83 | | | | | | 44 | | | |
| 19-2762 | | | R | | | | | | | 32 | 79,5 | 128 | | | | | 60 | | | |
| 2.0 HDi 140 (103 kW) Eng.RHA (DW10CTED4), RHF (DW10BTED4) 11/08-1/70 | | | | | | | | | | | | | | | | | | | | |
| 19-2753 | | | F | | | | | | | 45 | 83 | | | | | | 44 | | | |
| 19-2762 | | | R | | | | | | | 32 | 79,5 | 128 | | | | | 60 | | | |

CITROEN

| METELLI ref | Spare Parts | | F/R | L/R | | | ABS | A | B | C | D | E | F | G | H | I | L | M | Fig | NOTE |
|--|-------------|--|-----|-----|--|--|-----|---|---|----|------|-----|---|---|---|---|---|----|-----|------|
| C5 III Break (RW_) 2/08-1/70 | | | | | | | | | | | | | | | | | | | | |
| 1.6 HDi 110 (80 kW) Eng.9HZ (DV6TED4) 2/08-1/70 | | | | | | | | | | | | | | | | | | | | |
| 19-2753 | | | F | | | | | | | 45 | 83 | | | | | | | 44 | | |
| 19-2762 | | | R | | | | | | | 32 | 79,5 | 128 | | | | | | 60 | | |
| 1.6 HDi 110 (82 kW) Eng.9HL (DV6C), 9HR (DV6C) 7/10-1/70 | | | | | | | | | | | | | | | | | | | | |
| 19-2753 | | | F | | | | | | | 45 | 83 | | | | | | | 44 | | |
| 19-2762 | | | R | | | | | | | 32 | 79,5 | 128 | | | | | | 60 | | |
| 1.6 HDi 115 (84 kW) Eng.9HL (DV6C), 9HR (DV6C) 1/12-1/70 | | | | | | | | | | | | | | | | | | | | |
| 19-2753 | | | F | | | | | | | 45 | 83 | | | | | | | 44 | | |
| 19-2762 | | | R | | | | | | | 32 | 79,5 | 128 | | | | | | 60 | | |
| 1.6 THP 150 (110 kW) Eng.5FN (EP6CDT) 4/09-1/70 | | | | | | | | | | | | | | | | | | | | |
| 19-2753 | | | F | | | | | | | 45 | 83 | | | | | | | 44 | | |
| 19-2762 | | | R | | | | | | | 32 | 79,5 | 128 | | | | | | 60 | | |
| 1.6 THP 155 (115 kW) Eng.5FV (EP6CDT) 4/09-1/70 | | | | | | | | | | | | | | | | | | | | |
| 19-2753 | | | F | | | | | | | 45 | 83 | | | | | | | 44 | | |
| 19-2762 | | | R | | | | | | | 32 | 79,5 | 128 | | | | | | 60 | | |
| 1.6 VTI 120 (88 kW) Eng.5FS (EP6C) 7/10-1/70 | | | | | | | | | | | | | | | | | | | | |
| 19-2753 | | | F | | | | | | | 45 | 83 | | | | | | | 44 | | |
| 19-2762 | | | R | | | | | | | 32 | 79,5 | 128 | | | | | | 60 | | |
| 1.8 16V (92 kW) Eng.6FY (EW7A) 2/08-12/09 | | | | | | | | | | | | | | | | | | | | |
| 19-2753 | | | F | | | | | | | 45 | 83 | | | | | | | 44 | | |
| 19-2762 | | | R | | | | | | | 32 | 79,5 | 128 | | | | | | 60 | | |
| 2.0 16V (103 kW) Eng.RFJ (EW10A) 2/08-12/11 | | | | | | | | | | | | | | | | | | | | |
| 19-2753 | | | F | | | | | | | 45 | 83 | | | | | | | 44 | | |
| 19-2762 | | | R | | | | | | | 32 | 79,5 | 128 | | | | | | 60 | | |
| 2.0 16V BioFlex (103 kW) Eng.RFJ (EW10A) 2/08-1/70 | | | | | | | | | | | | | | | | | | | | |
| 19-2753 | | | F | | | | | | | 45 | 83 | | | | | | | 44 | | |
| 19-2762 | | | R | | | | | | | 32 | 79,5 | 128 | | | | | | 60 | | |

CITROEN

| METELLI ref | Spare Parts | | F/R | L/R | | | ABS | A | B | C | D | E | F | G | H | I | L | M | Fig | NOTE |
|--|-------------|--|-----|-----|--|--|-----|---|---|----|------|-----|---|---|---|---|-----|---|-----|------|
| 19-2762 | | | R | | | | | | | 32 | 79,5 | 128 | | | | | 60 | | | |
| 3.0 V6 (155 kW) Eng.XFU (ES9A), Xfv (ES9A) 2/08-12/10 | | | | | | | | | | | | | | | | | | | | |
| 19-2753 | | | F | | | | | | | 45 | 83 | | | | | | 44 | | | |
| 19-2762 | | | R | | | | | | | 32 | 79,5 | 128 | | | | | 60 | | | |
| C5 IV Aircross 5/18-1/70 | | | | | | | | | | | | | | | | | | | | |
| 1.2 PureTech 130 (96 kW) Eng.HNS (EB2ADTS) 11/18-1/70 | | | | | | | | | | | | | | | | | | | | |
| 19-8155 | | | F | | | | | | | 42 | 80 | | | | | | 44 | | | |
| 1.5 BlueHDi 130 (96 kW) Eng.YHZ (DV5RC) 11/18-1/70 | | | | | | | | | | | | | | | | | | | | |
| 19-8155 | | | F | | | | | | | 42 | 80 | | | | | | 44 | | | |
| 1.6 Hybrid (133 kW) Eng.DGZ (EP6FADTXHP), DGZ (EP6FADTXHPD) 4/20-1/70 | | | | | | | | | | | | | | | | | | | | |
| 19-8155 | | | F | | | | | | | 42 | 80 | | | | | | 44 | | | |
| 1.6 PureTech 180 (133 kW) Eng.5GF (EP6FADTXD) 11/18-1/70 | | | | | | | | | | | | | | | | | | | | |
| 19-8155 | | | F | | | | | | | 42 | 80 | | | | | | 44 | | | |
| 1.6 THP 150 (110 kW) Eng.5GX (EP6FDTMD) 9/19-1/70 | | | | | | | | | | | | | | | | | | | | |
| 19-2369 | | | R | | | | | | | 65 | | 130 | | | | | 113 | | | |
| 19-8155 | | | F | | | | | | | 42 | 80 | | | | | | 44 | | | |
| 2.0 BlueHDi 180 (130 kW) Eng.EHZ (DW10FC) 11/18-1/70 | | | | | | | | | | | | | | | | | | | | |
| 19-8155 | | | F | | | | | | | 42 | 80 | | | | | | 44 | | | |
| C6 (TD_) 9/05-1/70 | | | | | | | | | | | | | | | | | | | | |
| 2.2 HDi (120 kW) Eng.4HP (DW12BTED4) 6/06-12/10 | | | | | | | | | | | | | | | | | | | | |
| 19-2753 | | | F | | | | | | | 45 | 83 | | | | | | 44 | | | |
| 19-2762 | | | R | | | | | | | 32 | 79,5 | 128 | | | | | 60 | | | |
| 2.2 HDi (125 kW) Eng.4HT (DW12BTED4) 6/06-12/12 | | | | | | | | | | | | | | | | | | | | |
| 19-2753 | | | F | | | | | | | 45 | 83 | | | | | | 44 | | | |
| 19-2762 | | | R | | | | | | | 32 | 79,5 | 128 | | | | | 60 | | | |
| 2.7 HDi (150 kW) Eng.UHZ (DT17TED4) 9/05-12/11 | | | | | | | | | | | | | | | | | | | | |
| 19-2753 | | | F | | | | | | | 45 | 83 | | | | | | 44 | | | |

CITROEN

| METELLI ref | Spare Parts | F/R | L/R | ABS | A | B | C | D | E | F | G | H | I | L | M | Fig | NOTE |
|---|-------------|-----|-----|-----|---|---|----|------|-----|---|---|---|---|----|---|-----|-----------------|
| 19-2762 | | R | | | | | 32 | 79,5 | 128 | | | | | 60 | | | |
| 3.0 HDi (155 kW) Eng.DT20C 6/09-12/10 | | | | | | | | | | | | | | | | | |
| 19-2753 | | F | | | | | 45 | 83 | | | | | | 44 | | | |
| 19-2762 | | R | | | | | 32 | 79,5 | 128 | | | | | 60 | | | |
| 3.0 HDi (177 kW) Eng.DT20C 4/09-12/12 | | | | | | | | | | | | | | | | | |
| 19-2753 | | F | | | | | 45 | 83 | | | | | | 44 | | | |
| 19-2762 | | R | | | | | 32 | 79,5 | 128 | | | | | 60 | | | |
| 3.0 V6 (155 kW) Eng.XFV (ES9A), XFX (ES9J4S) 9/05-12/12 | | | | | | | | | | | | | | | | | |
| 19-2753 | | F | | | | | 45 | 83 | | | | | | 44 | | | |
| 19-2762 | | R | | | | | 32 | 79,5 | 128 | | | | | 60 | | | |
| DS3 11/09-7/15 | | | | | | | | | | | | | | | | | |
| 1.2 THP 110 (81 kW) Eng.HNZ (EB2DT) 10/14-3/15 | | | | | | | | | | | | | | | | | |
| 19-2297 | | F | | | | | 42 | 82 | | | | | | 36 | | | |
| 19-2332 | | F | | | | | 37 | 72 | | | | | | 33 | | | |
| 19-2907 | | R | | | | | 30 | 62 | | | | | | 48 | | | Rear Disc Brake |
| 19-8109 | | R | | | | | 25 | 52 | | | | | | 42 | | | Rear Drum Brake |
| 1.2 VTi 82 (60 kW) Eng.HMZ (EB2), HMZ (EB2F) 1/13-3/15 | | | | | | | | | | | | | | | | | |
| 19-2297 | | F | | | | | 42 | 82 | | | | | | 36 | | | |
| 19-2332 | | F | | | | | 37 | 72 | | | | | | 33 | | | |
| 19-2907 | | R | | | | | 30 | 62 | | | | | | 48 | | | Brake disc |
| 19-8109 | | R | | | | | 25 | 52 | | | | | | 42 | | | Brake drum |
| 1.4 HDi 70 (50 kW) Eng.8HP (DV4C), 8HR (DV4C) 4/10-7/15 | | | | | | | | | | | | | | | | | |
| 19-2297 | | F | | | | | 42 | 82 | | | | | | 36 | | | |
| 19-2332 | | F | | | | | 37 | 72 | | | | | | 33 | | | |
| 19-2907 | | R | | | | | 30 | 62 | | | | | | 48 | | | Brake disc |
| 19-8109 | | R | | | | | 25 | 52 | | | | | | 42 | | | Brake drum |
| 1.4 VTi 95 (70 kW) Eng.8FP (EP3C) 4/10-7/15 | | | | | | | | | | | | | | | | | |
| 19-2297 | | F | | | | | 42 | 82 | | | | | | 36 | | | |

CITROEN

| METELLI ref | Spare Parts | | F/R | L/R | | | ABS | A | B | C | D | E | F | G | H | I | L | M | Fig | NOTE |
|--|-------------|--|-----|-----|--|--|-----|---|---|----|----|---|---|---|---|---|---|----|-----|-----------------|
| 19-2332 | | | F | | | | | | | 37 | 72 | | | | | | | 33 | | |
| 19-2907 | | | R | | | | | | | 30 | 62 | | | | | | | 48 | | Brake disc |
| 19-8109 | | | R | | | | | | | 25 | 52 | | | | | | | 42 | | Brake drum |
| 1.4 VTi 95 LPG (70 kW) Eng.8FR (EP3C) 8/12-7/15 | | | | | | | | | | | | | | | | | | | | |
| 19-2297 | | | F | | | | | | | 42 | 82 | | | | | | | 36 | | |
| 19-2332 | | | F | | | | | | | 37 | 72 | | | | | | | 33 | | |
| 19-2907 | | | R | | | | | | | 30 | 62 | | | | | | | 48 | | Brake disc |
| 19-8109 | | | R | | | | | | | 25 | 52 | | | | | | | 42 | | Brake drum |
| 1.4 VTi 98 (72 kW) Eng.8FR (EP3C) 11/09-7/15 | | | | | | | | | | | | | | | | | | | | |
| 19-2297 | | | F | | | | | | | 42 | 82 | | | | | | | 36 | | |
| 19-2332 | | | F | | | | | | | 37 | 72 | | | | | | | 33 | | |
| 19-2907 | | | R | | | | | | | 30 | 62 | | | | | | | 48 | | Brake disc |
| 19-8109 | | | R | | | | | | | 25 | 52 | | | | | | | 42 | | Brake drum |
| 1.6 (120 kW) Eng.5FM (EP6DT) 1/12-7/15 | | | | | | | | | | | | | | | | | | | | |
| 19-2297 | | | F | | | | | | | 42 | 82 | | | | | | | 36 | | |
| 19-2332 | | | F | | | | | | | 37 | 72 | | | | | | | 33 | | |
| 19-2907 | | | R | | | | | | | 30 | 62 | | | | | | | 48 | | Rear Disc Brake |
| 19-8109 | | | R | | | | | | | 25 | 52 | | | | | | | 42 | | Rear Drum Brake |
| 1.6 BlueHDi 100 (73 kW) Eng.BHY (DV6FD) 7/14-7/15 | | | | | | | | | | | | | | | | | | | | |
| 19-2297 | | | F | | | | | | | 42 | 82 | | | | | | | 36 | | |
| 19-2332 | | | F | | | | | | | 37 | 72 | | | | | | | 33 | | |
| 19-2907 | | | R | | | | | | | 30 | 62 | | | | | | | 48 | | Rear Disc Brake |
| 19-8109 | | | R | | | | | | | 25 | 52 | | | | | | | 42 | | Rear Drum Brake |
| 1.6 BlueHDi 120 (88 kW) Eng.BHZ (DV6FC) 10/13-7/15 | | | | | | | | | | | | | | | | | | | | |
| 19-2297 | | | F | | | | | | | 42 | 82 | | | | | | | 36 | | |
| 19-2332 | | | F | | | | | | | 37 | 72 | | | | | | | 33 | | |
| 19-2907 | | | R | | | | | | | 30 | 62 | | | | | | | 48 | | Rear Disc Brake |
| 19-8109 | | | R | | | | | | | 25 | 52 | | | | | | | 42 | | Rear Drum Brake |

CITROEN

| METELLI ref | Spare Parts | | F/R | L/R | | | ABS | A | B | C | D | E | F | G | H | I | L | M | Fig | NOTE |
|--|-------------|--|-----|-----|--|--|-----|---|---|----|----|---|---|---|---|---|---|---|-----|-----------------|
| 1.6 BlueHDi 75 (55 kW) Eng.BHW (DV6FE) 3/15-7/15 | | | | | | | | | | | | | | | | | | | | |
| 19-2297 | | | F | | | | | | | 42 | 82 | | | | | | | | 36 | |
| 19-2332 | | | F | | | | | | | 37 | 72 | | | | | | | | 33 | |
| 19-2907 | | | R | | | | | | | 30 | 62 | | | | | | | | 48 | Rear Disc Brake |
| 19-8109 | | | R | | | | | | | 25 | 52 | | | | | | | | 42 | Rear Drum Brake |
| 1.6 HDi 110 (82 kW) Eng.9HR (DV6C) 11/09-7/15 | | | | | | | | | | | | | | | | | | | | |
| 19-2297 | | | F | | | | | | | 42 | 82 | | | | | | | | 36 | |
| 19-2332 | | | F | | | | | | | 37 | 72 | | | | | | | | 33 | |
| 19-2907 | | | R | | | | | | | 30 | 62 | | | | | | | | 48 | Brake disc |
| 19-8109 | | | R | | | | | | | 25 | 52 | | | | | | | | 42 | Brake drum |
| 1.6 HDi 115 (84 kW) Eng.9HD (DV6C) 8/12-7/15 | | | | | | | | | | | | | | | | | | | | |
| 19-2297 | | | F | | | | | | | 42 | 82 | | | | | | | | 36 | |
| 19-2332 | | | F | | | | | | | 37 | 72 | | | | | | | | 33 | |
| 19-2907 | | | R | | | | | | | 30 | 62 | | | | | | | | 48 | Brake disc |
| 19-8109 | | | R | | | | | | | 25 | 52 | | | | | | | | 42 | Brake drum |
| 1.6 HDi 115 (85 kW) Eng.BHX (DV6FC) 10/13-7/15 | | | | | | | | | | | | | | | | | | | | |
| 19-2297 | | | F | | | | | | | 42 | 82 | | | | | | | | 36 | |
| 19-2332 | | | F | | | | | | | 37 | 72 | | | | | | | | 33 | |
| 19-2907 | | | R | | | | | | | 30 | 62 | | | | | | | | 48 | Rear Disc Brake |
| 19-8109 | | | R | | | | | | | 25 | 52 | | | | | | | | 42 | Rear Drum Brake |
| 1.6 HDi 90 (68 kW) Eng.9HP (DV6DTE) 11/09-7/15 | | | | | | | | | | | | | | | | | | | | |
| 19-2297 | | | F | | | | | | | 42 | 82 | | | | | | | | 36 | |
| 19-2332 | | | F | | | | | | | 37 | 72 | | | | | | | | 33 | |
| 19-2907 | | | R | | | | | | | 30 | 62 | | | | | | | | 48 | Brake disc |
| 19-8109 | | | R | | | | | | | 25 | 52 | | | | | | | | 42 | Brake drum |
| 1.6 Racing (149 kW) Eng.5FF (EP6DTS) 2/11-7/15 | | | | | | | | | | | | | | | | | | | | |
| 19-2297 | | | F | | | | | | | 42 | 82 | | | | | | | | 36 | |
| 19-2332 | | | F | | | | | | | 37 | 72 | | | | | | | | 33 | |
| 19-2907 | | | R | | | | | | | 30 | 62 | | | | | | | | 48 | Brake disc |

CITROEN

| METELLI ref | Spare Parts | | F/R | L/R | | | ABS | A | B | C | D | E | F | G | H | I | L | M | Fig | NOTE |
|---|-------------|--|-----|-----|--|--|-----|---|---|----|----|---|---|---|---|---|---|---|-----|-----------------|
| 1.6 Racing (152 kW) Eng.5FD (EP6DTS) 2/11-7/15 | | | | | | | | | | | | | | | | | | | | |
| 19-2297 | | | F | | | | | | | 42 | 82 | | | | | | | | 36 | |
| 19-2332 | | | F | | | | | | | 37 | 72 | | | | | | | | 33 | |
| 19-2907 | | | R | | | | | | | 30 | 62 | | | | | | | | 48 | Brake disc |
| 1.6 THP 150 (110 kW) Eng.5FN (EP6CDT), 5FX (EP6DT) 1/10-7/15 | | | | | | | | | | | | | | | | | | | | |
| 19-2297 | | | F | | | | | | | 42 | 82 | | | | | | | | 36 | |
| 19-2332 | | | F | | | | | | | 37 | 72 | | | | | | | | 33 | |
| 19-2907 | | | R | | | | | | | 30 | 62 | | | | | | | | 48 | Rear Disc Brake |
| 19-8109 | | | R | | | | | | | 25 | 52 | | | | | | | | 42 | Rear Drum Brake |
| 1.6 THP 155 (115 kW) Eng.5FR (EP6DT), 5FV (EP6CDT) 4/10-7/15 | | | | | | | | | | | | | | | | | | | | |
| 19-2297 | | | F | | | | | | | 42 | 82 | | | | | | | | 36 | |
| 19-2332 | | | F | | | | | | | 37 | 72 | | | | | | | | 33 | |
| 19-2907 | | | R | | | | | | | 30 | 62 | | | | | | | | 48 | Brake disc |
| 19-8109 | | | R | | | | | | | 25 | 52 | | | | | | | | 42 | Brake drum |
| 1.6 THP 165 (121 kW) Eng.5GZ (EP6FDT) 10/14-6/15 | | | | | | | | | | | | | | | | | | | | |
| 19-2297 | | | F | | | | | | | 42 | 82 | | | | | | | | 36 | |
| 19-2332 | | | F | | | | | | | 37 | 72 | | | | | | | | 33 | |
| 19-2907 | | | R | | | | | | | 30 | 62 | | | | | | | | 48 | Rear Disc Brake |
| 19-8109 | | | R | | | | | | | 25 | 52 | | | | | | | | 42 | Rear Drum Brake |
| 1.6 VTi 120 (88 kW) Eng.5FS (EP6C) 4/10-7/15 | | | | | | | | | | | | | | | | | | | | |
| 19-2297 | | | F | | | | | | | 42 | 82 | | | | | | | | 36 | |
| 19-2332 | | | F | | | | | | | 37 | 72 | | | | | | | | 33 | |
| 19-2907 | | | R | | | | | | | 30 | 62 | | | | | | | | 48 | Brake disc |
| 19-8109 | | | R | | | | | | | 25 | 52 | | | | | | | | 42 | Brake drum |
| DS3 Cabrio 1/13-7/15 | | | | | | | | | | | | | | | | | | | | |
| 1.2 THP 110 (81 kW) Eng.HNZ (EB2DT) 10/14-7/15 | | | | | | | | | | | | | | | | | | | | |
| 19-2297 | | | F | | | | | | | 42 | 82 | | | | | | | | 36 | |
| 19-2332 | | | F | | | | | | | 37 | 72 | | | | | | | | 33 | |

CITROEN

| METELLI ref | Spare Parts | | F/R | L/R | | ABS | A | B | C | D | E | F | G | H | I | L | M | Fig | NOTE |
|--|-------------|--|-----|-----|--|-----|---|---|----|----|---|---|---|---|---|----|---|-----|-----------------|
| 19-2907 | | | R | | | | | | 30 | 62 | | | | | | 48 | | | Rear Disc Brake |
| 19-8109 | | | R | | | | | | 25 | 52 | | | | | | 42 | | | Rear Drum Brake |
| 1.2 VTi 82 (60 kW) Eng.HMZ (EB2F) 1/13-7/15 | | | | | | | | | | | | | | | | | | | |
| 19-2297 | | | F | | | | | | 42 | 82 | | | | | | 36 | | | |
| 19-2332 | | | F | | | | | | 37 | 72 | | | | | | 33 | | | |
| 19-2907 | | | R | | | | | | 30 | 62 | | | | | | 48 | | | Brake disc |
| 19-8109 | | | R | | | | | | 25 | 52 | | | | | | 42 | | | Brake drum |
| 1.6 BlueHDi 100 (73 kW) Eng.BHY (DV6FD) 7/14-7/15 | | | | | | | | | | | | | | | | | | | |
| 19-2297 | | | F | | | | | | 42 | 82 | | | | | | 36 | | | |
| 19-2332 | | | F | | | | | | 37 | 72 | | | | | | 33 | | | |
| 19-2907 | | | R | | | | | | 30 | 62 | | | | | | 48 | | | Rear Disc Brake |
| 19-8109 | | | R | | | | | | 25 | 52 | | | | | | 42 | | | Rear Drum Brake |
| 1.6 BlueHDi 100 (75 kW) Eng.BHY (DV6FD) 7/14-7/15 | | | | | | | | | | | | | | | | | | | |
| 19-2297 | | | F | | | | | | 42 | 82 | | | | | | 36 | | | |
| 19-2332 | | | F | | | | | | 37 | 72 | | | | | | 33 | | | |
| 19-2907 | | | R | | | | | | 30 | 62 | | | | | | 48 | | | Rear Disc Brake |
| 19-8109 | | | R | | | | | | 25 | 52 | | | | | | 42 | | | Rear Drum Brake |
| 1.6 BlueHDi 115 (85 kW) Eng.BHX (DV6FC) 10/13-7/15 | | | | | | | | | | | | | | | | | | | |
| 19-2297 | | | F | | | | | | 42 | 82 | | | | | | 36 | | | |
| 19-2332 | | | F | | | | | | 37 | 72 | | | | | | 33 | | | |
| 19-2907 | | | R | | | | | | 30 | 62 | | | | | | 48 | | | Rear Disc Brake |
| 19-8109 | | | R | | | | | | 25 | 52 | | | | | | 42 | | | Rear Drum Brake |
| 1.6 BlueHDi 120 (88 kW) Eng.BHZ (DV6FC) 7/14-7/15 | | | | | | | | | | | | | | | | | | | |
| 19-2297 | | | F | | | | | | 42 | 82 | | | | | | 36 | | | |
| 19-2332 | | | F | | | | | | 37 | 72 | | | | | | 33 | | | |
| 19-2907 | | | R | | | | | | 30 | 62 | | | | | | 48 | | | Rear Disc Brake |
| 19-8109 | | | R | | | | | | 25 | 52 | | | | | | 42 | | | Rear Drum Brake |
| 1.6 HDi 90 (69 kW) Eng.9HP (DV6DTED) 1/13-7/15 | | | | | | | | | | | | | | | | | | | |
| 19-2297 | | | F | | | | | | 42 | 82 | | | | | | 36 | | | |

CITROEN

| METELLI ref | Spare Parts | | F/R | L/R | | | ABS | A | B | C | D | E | F | G | H | I | L | M | Fig | NOTE |
|--|-------------|--|-----|-----|--|--|-----|---|---|----|----|---|---|---|---|---|----|---|-----|-----------------|
| 19-2332 | | | F | | | | | | | 37 | 72 | | | | | | 33 | | | |
| 19-2907 | | | R | | | | | | | 30 | 62 | | | | | | 48 | | | Brake disc |
| 19-8109 | | | R | | | | | | | 25 | 52 | | | | | | 42 | | | Brake drum |
| 1.6 Racing (149 kW) Eng.5FF (EP6DTS) 3/14-7/15 | | | | | | | | | | | | | | | | | | | | |
| 19-2297 | | | F | | | | | | | 42 | 82 | | | | | | 36 | | | |
| 19-2332 | | | F | | | | | | | 37 | 72 | | | | | | 33 | | | |
| 19-2907 | | | R | | | | | | | 30 | 62 | | | | | | 48 | | | Rear Disc Brake |
| 19-8109 | | | R | | | | | | | 25 | 52 | | | | | | 42 | | | Rear Drum Brake |
| 1.6 Racing (152 kW) Eng.5FD (EP6DTS) 3/14-7/15 | | | | | | | | | | | | | | | | | | | | |
| 19-2297 | | | F | | | | | | | 42 | 82 | | | | | | 36 | | | |
| 19-2332 | | | F | | | | | | | 37 | 72 | | | | | | 33 | | | |
| 19-2907 | | | R | | | | | | | 30 | 62 | | | | | | 48 | | | Rear Disc Brake |
| 19-8109 | | | R | | | | | | | 25 | 52 | | | | | | 42 | | | Rear Drum Brake |
| 1.6 THP 150 (110 kW) Eng.5FN (EP6CDT) 1/13-7/15 | | | | | | | | | | | | | | | | | | | | |
| 19-2297 | | | F | | | | | | | 42 | 82 | | | | | | 36 | | | |
| 19-2332 | | | F | | | | | | | 37 | 72 | | | | | | 33 | | | |
| 19-2907 | | | R | | | | | | | 30 | 62 | | | | | | 48 | | | Brake disc |
| 19-8109 | | | R | | | | | | | 25 | 52 | | | | | | 42 | | | Brake drum |
| 1.6 THP 155 (115 kW) Eng.5FV (EP6CDT) 1/13-7/15 | | | | | | | | | | | | | | | | | | | | |
| 19-2297 | | | F | | | | | | | 42 | 82 | | | | | | 36 | | | |
| 19-2332 | | | F | | | | | | | 37 | 72 | | | | | | 33 | | | |
| 19-2907 | | | R | | | | | | | 30 | 62 | | | | | | 48 | | | Brake disc |
| 19-8109 | | | R | | | | | | | 25 | 52 | | | | | | 42 | | | Brake drum |
| 1.6 THP 165 (120 kW) Eng.5FM (EP6DT) 2/15-7/15 | | | | | | | | | | | | | | | | | | | | |
| 19-2297 | | | F | | | | | | | 42 | 82 | | | | | | 36 | | | |
| 19-2332 | | | F | | | | | | | 37 | 72 | | | | | | 33 | | | |
| 19-2907 | | | R | | | | | | | 30 | 62 | | | | | | 48 | | | Rear Disc Brake |
| 19-8109 | | | R | | | | | | | 25 | 52 | | | | | | 42 | | | Rear Drum Brake |

CITROEN

| METELLI ref | Spare Parts | | F/R | L/R | | ABS | A | B | C | D | E | F | G | H | I | L | M | Fig | NOTE |
|---|-------------|--|-----|-----|--|-----|---|---|----|----|---|---|---|---|---|----|---|-----|-------------------|
| 19-2776 | | | R | | | | | | 30 | 62 | | | | | | 51 | | | |
| 1.6 THP 150 (110 kW) Eng.5FE (EP6CDTMD) 4/11-7/15 | | | | | | | | | | | | | | | | | | | |
| 19-2297 | | | F | | | | | | 42 | 82 | | | | | | 36 | | | |
| 19-2332 | | | F | | | | | | 37 | 72 | | | | | | 33 | | | |
| 19-2907 | | | R | | | | | | 30 | 62 | | | | | | 48 | | | Rear Disc Brake |
| 19-8109 | | | R | | | | | | 25 | 52 | | | | | | 42 | | | Rear Drum Brake |
| 1.6 THP 155 (115 kW) Eng.5FV (EP6CDT) 4/11-7/15 | | | | | | | | | | | | | | | | | | | |
| 19-2297 | | | F | | | | | | 42 | 82 | | | | | | 36 | | | Exc. Eng. EP6CDTX |
| 19-2753 | | | F | | | | | | 45 | 83 | | | | | | 44 | | | Eng. EP6CDTX |
| 19-2776 | | | R | | | | | | 30 | 62 | | | | | | 51 | | | |
| 1.6 THP 160 (120 kW) Eng.5FM (EP6CDTM) 4/12-7/15 | | | | | | | | | | | | | | | | | | | |
| 19-2297 | | | F | | | | | | 42 | 82 | | | | | | 36 | | | Exc. Eng. EP6CDTX |
| 19-2753 | | | F | | | | | | 45 | 83 | | | | | | 44 | | | Eng. EP6CDTX |
| 19-2776 | | | R | | | | | | 30 | 62 | | | | | | 51 | | | |
| 1.6 THP 165 (121 kW) Eng.5FM (EP6CDTM), 5GZ (EP6FDT) 1/12-7/15 | | | | | | | | | | | | | | | | | | | |
| 19-2297 | | | F | | | | | | 42 | 82 | | | | | | 36 | | | |
| 19-2753 | | | F | | | | | | 45 | 83 | | | | | | 44 | | | 19Inch Wheels |
| 1.6 THP 200 (147 kW) Eng.5FU (EP6DTX) 4/11-7/15 | | | | | | | | | | | | | | | | | | | |
| 19-2753 | | | F | | | | | | 45 | 83 | | | | | | 44 | | | Eng. EP6CDTX |
| 1.6 VTi 120 (88 kW) Eng.5FS (EP6C) 4/11-7/15 | | | | | | | | | | | | | | | | | | | |
| 19-2297 | | | F | | | | | | 42 | 82 | | | | | | 36 | | | Exc. Eng. EP6CDTX |
| 19-2753 | | | F | | | | | | 45 | 83 | | | | | | 44 | | | Eng. EP6CDTX |
| 19-2776 | | | R | | | | | | 30 | 62 | | | | | | 51 | | | |
| 2.0 BlueHDi 150 (110 kW) Eng.AHX (DW10FD) 7/14-7/15 | | | | | | | | | | | | | | | | | | | |
| 19-2297 | | | F | | | | | | 42 | 82 | | | | | | 36 | | | |
| 19-2753 | | | F | | | | | | 45 | 83 | | | | | | 44 | | | 19Inch Wheels |
| 2.0 BlueHDi 180 (133 kW) Eng.AHW (DW10FC) 7/14-7/15 | | | | | | | | | | | | | | | | | | | |
| 19-2297 | | | F | | | | | | 42 | 82 | | | | | | 36 | | | |
| 19-2753 | | | F | | | | | | 45 | 83 | | | | | | 44 | | | 19Inch Wheels |

CITROEN

| METELLI ref | Spare Parts | | F/R | L/R | | | ABS | A | B | C | D | E | F | G | H | I | L | M | Fig | NOTE |
|--|-------------|--|-----|-----|--|--|-----|---|---|----|----|---|---|---|---|---|---|---|-----|---------------|
| 1.6 THP 155 (115 kW) Eng.5FV (EP6CDT) 11/11-7/15 | | | | | | | | | | | | | | | | | | | | |
| 19-2297 | | | F | | | | | | | 42 | 82 | | | | | | | | 36 | |
| 19-2753 | | | F | | | | | | | 45 | 83 | | | | | | | | 44 | |
| 19-2776 | | | R | | | | | | | 30 | 62 | | | | | | | | 51 | |
| 1.6 THP 165 (121 kW) Eng.5FM (EP6CDTM), 5FM (EP6DT), 5GZ (EP6FDT) 1/12-7/15 | | | | | | | | | | | | | | | | | | | | |
| 19-2297 | | | F | | | | | | | 42 | 82 | | | | | | | | 36 | |
| 19-2753 | | | F | | | | | | | 45 | 83 | | | | | | | | 44 | 19Inch Wheels |
| 19-2776 | | | R | | | | | | | 30 | 62 | | | | | | | | 51 | |
| 1.6 THP 165 Hybrid (121 kW) Eng.5GZ (EP6FDT) 6/12-7/15 | | | | | | | | | | | | | | | | | | | | |
| 19-2297 | | | F | | | | | | | 42 | 82 | | | | | | | | 36 | |
| 19-2753 | | | F | | | | | | | 45 | 83 | | | | | | | | 44 | 19Inch Wheels |
| 1.6 THP 200 (147 kW) Eng.5FU (EP6DTX) 11/11-7/15 | | | | | | | | | | | | | | | | | | | | |
| 19-2297 | | | F | | | | | | | 42 | 82 | | | | | | | | 36 | |
| 19-2753 | | | F | | | | | | | 45 | 83 | | | | | | | | 44 | |
| 2.0 BlueHDi 150 (110 kW) Eng.AHX (DW10FD) 7/14-7/15 | | | | | | | | | | | | | | | | | | | | |
| 19-2297 | | | F | | | | | | | 42 | 82 | | | | | | | | 36 | |
| 19-2753 | | | F | | | | | | | 45 | 83 | | | | | | | | 44 | 19Inch Wheels |
| 19-2776 | | | R | | | | | | | 30 | 62 | | | | | | | | 51 | |
| 2.0 BlueHDi 180 (133 kW) Eng.AHW (DW10FC) 8/13-7/15 | | | | | | | | | | | | | | | | | | | | |
| 19-2297 | | | F | | | | | | | 42 | 82 | | | | | | | | 36 | |
| 19-2753 | | | F | | | | | | | 45 | 83 | | | | | | | | 44 | |
| 19-2776 | | | R | | | | | | | 30 | 62 | | | | | | | | 51 | |
| 2.0 HDi 135 (100 kW) Eng.RHD (DW10CB) 11/11-7/15 | | | | | | | | | | | | | | | | | | | | |
| 19-2297 | | | F | | | | | | | 42 | 82 | | | | | | | | 36 | |
| 19-2753 | | | F | | | | | | | 45 | 83 | | | | | | | | 44 | |
| 19-2776 | | | R | | | | | | | 30 | 62 | | | | | | | | 51 | |
| 2.0 HDi 165 (120 kW) Eng.RHH (DW10CTED4) 11/11-7/15 | | | | | | | | | | | | | | | | | | | | |
| 19-2297 | | | F | | | | | | | 42 | 82 | | | | | | | | 36 | |
| 19-2753 | | | F | | | | | | | 45 | 83 | | | | | | | | 44 | |

CITROEN

| METELLI ref | Spare Parts | | F/R | L/R | | ABS | A | B | C | D | E | F | G | H | I | L | M | Fig | NOTE |
|--|-------------|--|-----|-----|--|-----|---|----|----|------|-------|---|---|---|---|------|---|-----|---------------|
| 19-2776 | | | R | | | | | | 30 | 62 | | | | | | 51 | | | |
| 2.0 HDi 165 Hybrid4 4x4 (120 kW) Eng.RHC (DW10CTED4) 12/11-7/15 | | | | | | | | | | | | | | | | | | | |
| 19-2297 | | | F | | | | | | 42 | 82 | | | | | | 36 | | | |
| 19-2753 | | | F/R | | | | | | 45 | 83 | | | | | | 44 | | | |
| 2.0 HDi 200 Hybrid4 (147 kW) Eng.- 12/11-7/15 | | | | | | | | | | | | | | | | | | | |
| 19-2297 | | | F | | | | | | 42 | 82 | | | | | | 36 | | | |
| 19-2753 | | | F | | | | | | 45 | 83 | | | | | | 44 | | | 19Inch Wheels |
| E-Mehari 6/16-1/70 | | | | | | | | | | | | | | | | | | | |
| E (50 kW) Eng.E 6/16-1/70 | | | | | | | | | | | | | | | | | | | |
| 19-1617 | | | R | | | | | | 30 | | 117 | | | | | 60,6 | | | -ABS |
| 19-2239 | | | F | | | | | | 37 | 72 | | | | | | 37 | | | |
| 19-2536 | | | R | | | | | 33 | 30 | | 117 | | | | | 62 | | | +ABS |
| Evasion MPV / Space wagon (22, U6) / Synergie 6/94-7/02 | | | | | | | | | | | | | | | | | | | |
| 1.8 (73 kW) Eng.LFZ (XU7JP) 5/97-7/02 | | | | | | | | | | | | | | | | | | | |
| 19-1576 | | | F | | | | | | 44 | 82,5 | | | | | | 37 | | | |
| 19-1625 | | | R | | | 48 | | | 30 | | 119,9 | | | | | 70 | | | +ABS |
| 1.8 (76 kW) Eng.LFZ (XU7JP) 2/96-12/96 | | | | | | | | | | | | | | | | | | | |
| 19-1576 | | | F | | | | | | 44 | 82,5 | | | | | | 37 | | | |
| 1.9 TD (66 kW) Eng.D8B (XUD9TF), DHX (XUD9TF/BTF) 11/94-7/02 | | | | | | | | | | | | | | | | | | | |
| 19-1576 | | | F | | | | | | 44 | 82,5 | | | | | | 37 | | | |
| 19-1625 | | | R | | | 48 | | | 30 | | 119,9 | | | | | 70 | | | +ABS |
| 1.9 TD (68 kW) Eng.D8B (XUD9TF) 10/95-12/98 | | | | | | | | | | | | | | | | | | | |
| 19-1576 | | | F | | | | | | 44 | 82,5 | | | | | | 37 | | | |
| 19-1625 | | | R | | | 48 | | | 30 | | 119,9 | | | | | 70 | | | +ABS |
| 2.0 (89 kW) Eng.RFU (XU10J2/C) 6/94-7/02 | | | | | | | | | | | | | | | | | | | |
| 19-1576 | | | F | | | | | | 44 | 82,5 | | | | | | 37 | | | |
| 19-1625 | | | R | | | 48 | | | 30 | | 119,9 | | | | | 70 | | | +ABS |

CITROEN

| METELLI ref | Spare Parts | | F/R | L/R | | | ABS | A | B | C | D | E | F | G | H | I | L | M | Fig | NOTE |
|--|-------------|--|-----|-----|--|--|-----|---|---|----|------|-------|---|---|---|---|---|---|-----|------------|
| 2.0 16V (97 kW) Eng.RFV (XU10J4R) 5/98-4/00 | | | | | | | | | | | | | | | | | | | | |
| 19-1576 | | | F | | | | | | | 44 | 82,5 | | | | | | | | 37 | |
| 19-1625 | | | R | | | | 48 | | | 30 | | 119,9 | | | | | | | 70 | +ABS |
| 2.0 16V (100 kW) Eng.RFN (EW10J4) 5/00-7/02 | | | | | | | | | | | | | | | | | | | | |
| 19-1576 | | | F | | | | | | | 44 | 82,5 | | | | | | | | 37 | |
| 19-1625 | | | R | | | | 48 | | | 30 | | 119,9 | | | | | | | 70 | +ABS |
| 2.0 HDI (80 kW) Eng.RHZ (DW10ATED) 8/99-7/02 | | | | | | | | | | | | | | | | | | | | |
| 19-1576 | | | F | | | | | | | 44 | 82,5 | | | | | | | | 37 | |
| 19-1625 | | | R | | | | 48 | | | 30 | | 119,9 | | | | | | | 70 | +ABS |
| 2.0 HDI (81 kW) Eng.- 8/99-7/02 | | | | | | | | | | | | | | | | | | | | |
| 19-1576 | | | F | | | | | | | 44 | 82,5 | | | | | | | | 37 | |
| 2.0 HDI 16V (80 kW) Eng.RHW (DW10ATED4) 9/99-7/02 | | | | | | | | | | | | | | | | | | | | |
| 19-1576 | | | F | | | | | | | 44 | 82,5 | | | | | | | | 37 | |
| 19-1625 | | | R | | | | 48 | | | 30 | | 119,9 | | | | | | | 70 | +ABS |
| 2.0 Turbo C.T. (108 kW) Eng.RGX (XU10J2TE) 6/94-7/02 | | | | | | | | | | | | | | | | | | | | |
| 19-1576 | | | F | | | | | | | 44 | 82,5 | | | | | | | | 37 | |
| 19-1625 | | | R | | | | 48 | | | 30 | | 119,9 | | | | | | | 70 | +ABS |
| 2.1 TD (80 kW) Eng.P8C (XUD11BTE) 5/96-7/02 | | | | | | | | | | | | | | | | | | | | |
| 19-1576 | | | F | | | | | | | 44 | 82,5 | | | | | | | | 37 | |
| 19-1625 | | | R | | | | 48 | | | 30 | | 119,9 | | | | | | | 70 | +ABS |
| Grand C4 Spacetourer (3A_, 3E_) 4/18-1/70 | | | | | | | | | | | | | | | | | | | | |
| 1.2 PureTech 130 (96 kW) Eng.HNS (EB2ADTS), HNY (EB2DTS) 4/18-1/70 | | | | | | | | | | | | | | | | | | | | |
| 19-8141 | | | R | | | | | | | 65 | | 130 | | | | | | | 113 | Disc 268mm |
| 19-8155 | | | F | | | | | | | 42 | 80 | | | | | | | | 44 | |
| 1.5 BlueHdi 130 (96 kW) Eng.YHZ (DV5RC) 5/18-1/70 | | | | | | | | | | | | | | | | | | | | |
| 19-8141 | | | R | | | | | | | 65 | | 130 | | | | | | | 113 | Disc 268mm |
| 19-8155 | | | F | | | | | | | 42 | 80 | | | | | | | | 44 | |

CITROEN

| METELLI ref | Spare Parts | | F/R | L/R | | ABS | A | B | C | D | E | F | G | H | I | L | M | Fig | NOTE | |
|--|-------------|--|-----|-----|--|-----|---|---|----|------|-------|---|---|---|---|---|---|-----|------|------------|
| 1.6 BlueHdi 100 (73 kW) Eng.BHY (DV6FD) 4/18-1/70 | | | | | | | | | | | | | | | | | | | | |
| 19-8141 | | | R | | | | | | 65 | | 130 | | | | | | | 113 | | Disc 268mm |
| 19-8155 | | | F | | | | | | 42 | 80 | | | | | | | | 44 | | |
| 1.6 BlueHdi 120 (88 kW) Eng.BHZ (DV6FC) 4/18-1/70 | | | | | | | | | | | | | | | | | | | | |
| 19-8141 | | | R | | | | | | 65 | | 130 | | | | | | | 113 | | Disc 268mm |
| 19-8155 | | | F | | | | | | 42 | 80 | | | | | | | | 44 | | |
| 1.6 HDi 115 (85 kW) Eng.9HC (DV6C) 4/18-1/70 | | | | | | | | | | | | | | | | | | | | |
| 19-8141 | | | R | | | | | | 65 | | 130 | | | | | | | 113 | | Disc 268mm |
| 19-8155 | | | F | | | | | | 42 | 80 | | | | | | | | 44 | | |
| 1.6 PureTech 180 (133 kW) Eng.5GF (EP6FADTXD) 4/18-1/70 | | | | | | | | | | | | | | | | | | | | |
| 19-8141 | | | R | | | | | | 65 | | 130 | | | | | | | 113 | | Disc 268mm |
| 19-8155 | | | F | | | | | | 42 | 80 | | | | | | | | 44 | | |
| 1.6 THP 165 (110 kW) Eng.5GX (EP6FDTMD) 4/18-1/70 | | | | | | | | | | | | | | | | | | | | |
| 19-2369 | | | R | | | | | | 65 | | 130 | | | | | | | 113 | | Disc 268mm |
| 19-8155 | | | F | | | | | | 42 | 80 | | | | | | | | 44 | | |
| 1.6 THP 165 (121 kW) Eng.5GZ (EP6FDT) 4/18-1/70 | | | | | | | | | | | | | | | | | | | | |
| 19-8141 | | | R | | | | | | 65 | | 130 | | | | | | | 113 | | Disc 268mm |
| 19-8155 | | | F | | | | | | 42 | 80 | | | | | | | | 44 | | |
| 2.0 BlueHdi 150 (110 kW) Eng.AHR (DW10FD), AHX (DW10FD) 4/18-1/70 | | | | | | | | | | | | | | | | | | | | |
| 19-8141 | | | R | | | | | | 65 | | 130 | | | | | | | 113 | | Disc 268mm |
| 19-8155 | | | F | | | | | | 42 | 80 | | | | | | | | 44 | | |
| 2.0 BlueHdi 160 (120 kW) Eng.EHY (DW10FCC) 4/18-1/70 | | | | | | | | | | | | | | | | | | | | |
| 19-8141 | | | R | | | | | | 65 | | 130 | | | | | | | 113 | | Disc 268mm |
| 19-8155 | | | F | | | | | | 42 | 80 | | | | | | | | 44 | | |
| Jumpy I (U6U) / Dispatch 10/95-12/06 | | | | | | | | | | | | | | | | | | | | |
| 1.6 (58 kW) Eng.1580 SPI, 220 A2.000 10/95-8/00 | | | | | | | | | | | | | | | | | | | | |
| 19-1576 | | | F | | | | | | 44 | 82,5 | | | | | | | | 37 | | |
| 19-1625 | | | R | | | 48 | | | 30 | | 119,9 | | | | | | | 70 | | +ABS |

CITROEN

| METELLI ref | Spare Parts | | F/R | L/R | | ABS | A | B | C | D | E | F | G | H | I | L | M | Fig | NOTE |
|---|-------------|--|-----|-----|--|-----|---|---|----|------|-------|---|---|---|---|----|---|-----|------|
| 19-2906 | | | R | | | 48 | | | 30 | | 120 | | | | | 70 | | | -ABS |
| 1.9 D (51 kW) Eng.D9B (XUD9A/U) 10/95-8/98 | | | | | | | | | | | | | | | | | | | |
| 19-1576 | | | F | | | | | | 44 | 82,5 | | | | | | 37 | | | |
| 19-1625 | | | R | | | 48 | | | 30 | | 119,9 | | | | | 70 | | | +ABS |
| 19-2906 | | | R | | | 48 | | | 30 | | 120 | | | | | 70 | | | -ABS |
| 1.9 D 70 (51 kW) Eng.WJY (DW8B), WJZ (DW8) 4/98-11/03 | | | | | | | | | | | | | | | | | | | |
| 19-1576 | | | F | | | | | | 44 | 82,5 | | | | | | 37 | | | |
| 19-1625 | | | R | | | 48 | | | 30 | | 119,9 | | | | | 70 | | | +ABS |
| 19-2906 | | | R | | | 48 | | | 30 | | 120 | | | | | 70 | | | -ABS |
| 1.9 TD (66 kW) Eng.DHX (XUD9TF/BTF) 10/95-8/00 | | | | | | | | | | | | | | | | | | | |
| 19-1576 | | | F | | | | | | 44 | 82,5 | | | | | | 37 | | | |
| 19-1625 | | | R | | | 48 | | | 30 | | 119,9 | | | | | 70 | | | +ABS |
| 19-2906 | | | R | | | 48 | | | 30 | | 120 | | | | | 70 | | | -ABS |
| 1.9 TD (68 kW) Eng.D8B (XUD9TF) 4/96-11/03 | | | | | | | | | | | | | | | | | | | |
| 19-1576 | | | F | | | | | | 44 | 82,5 | | | | | | 37 | | | |
| 19-1625 | | | R | | | 48 | | | 30 | | 119,9 | | | | | 70 | | | +ABS |
| 19-2906 | | | R | | | 48 | | | 30 | | 120 | | | | | 70 | | | -ABS |
| 2.0 (100 kW) Eng.RFN (EW10J4) 4/00-12/06 | | | | | | | | | | | | | | | | | | | |
| 19-1576 | | | F | | | | | | 44 | 82,5 | | | | | | 37 | | | |
| 19-1625 | | | R | | | 48 | | | 30 | | 119,9 | | | | | 70 | | | +ABS |
| 19-2906 | | | R | | | 48 | | | 30 | | 120 | | | | | 70 | | | -ABS |
| 2.0 HDi 110 (80 kW) Eng.RHW (DW10ATED4) 3/00-10/06 | | | | | | | | | | | | | | | | | | | |
| 19-1576 | | | F | | | | | | 44 | 82,5 | | | | | | 37 | | | |
| 19-1625 | | | R | | | 48 | | | 30 | | 119,9 | | | | | 70 | | | +ABS |
| 19-2906 | | | R | | | 48 | | | 30 | | 120 | | | | | 70 | | | -ABS |
| 2.0 HDi 110 (80 kW) Eng.RHZ (DW10ATED) 3/00-10/06 | | | | | | | | | | | | | | | | | | | |
| 19-1576 | | | F | | | | | | 44 | 82,5 | | | | | | 37 | | | |
| 19-1625 | | | R | | | 48 | | | 30 | | 119,9 | | | | | 70 | | | +ABS |
| 19-2906 | | | R | | | 48 | | | 30 | | 120 | | | | | 70 | | | -ABS |

CITROEN

| METELLI ref | Spare Parts | | F/R | L/R | | | ABS | A | B | C | D | E | F | G | H | I | L | M | Fig | NOTE |
|--|-------------|--------|-----|-----|--|--|-----|----|---|----|----|-----|---|---|---|---|-------|---|-----|------------|
| 19-2916 | | | R | | | | | | | | | 137 | | | | | 139,5 | | | Brake drum |
| 2.0 HDi 95 (72 kW) Eng.AHY (DW10CE) 7/11-3/16 | | | | | | | | | | | | | | | | | | | | |
| 19-2803 | | | F | | | | | | | 45 | 86 | | | | | | 44 | | | |
| 19-2916 | | | R | | | | | | | | | 137 | | | | | 139,5 | | | Brake drum |
| 2.0 i (103 kW) Eng.RFH (EW10A), RFJ (EW10A) 1/07-3/16 | | | | | | | | | | | | | | | | | | | | |
| 19-2803 | | | F | | | | | | | 45 | 86 | | | | | | 44 | | | |
| 19-2916 | | | R | | | | | | | | | 137 | | | | | 139,5 | | | Brake drum |
| 19-2990 | | -06/08 | R | | | | | | | | | 128 | | | | | 146 | | | Brake disc |
| Jumpy III (VA_, VE_) / Dispatch 4/16-1/70 | | | | | | | | | | | | | | | | | | | | |
| 1.5 BlueHDi 100 (75 kW) Eng.YHR (DV5RUCd) 6/18-1/70 | | | | | | | | | | | | | | | | | | | | |
| 19-2803 | | | F | | | | | | | 45 | 86 | | | | | | 44 | | | |
| 19-8188 | | | R | | | | | 28 | | | | 128 | | | | | | | | |
| 1.5 BlueHDi 120 (88 kW) Eng.YHV (DV5RUC) 6/18-1/70 | | | | | | | | | | | | | | | | | | | | |
| 19-2803 | | | F | | | | | | | 45 | 86 | | | | | | 44 | | | |
| 19-8188 | | | R | | | | | 28 | | | | 128 | | | | | | | | |
| 1.6 BlueHDi 115 (85 kW) Eng.BHX (DV6FCU) 4/16-1/70 | | | | | | | | | | | | | | | | | | | | |
| 19-2803 | | | F | | | | | | | 45 | 86 | | | | | | 44 | | | |
| 19-8188 | | | R | | | | | 28 | | | | 128 | | | | | | | | |
| 1.6 BlueHDi 95 (70 kW) Eng.BHS (DV6FDU) 4/16-1/70 | | | | | | | | | | | | | | | | | | | | |
| 19-2803 | | | F | | | | | | | 45 | 86 | | | | | | 44 | | | |
| 19-8188 | | | R | | | | | 28 | | | | 128 | | | | | | | | |
| 2.0 BlueHDi 120 (90 kW) Eng.AHK (DW10FE) 12/19-1/70 | | | | | | | | | | | | | | | | | | | | |
| 19-2803 | | | F | | | | | | | 45 | 86 | | | | | | 44 | | | |
| 19-8188 | | | R | | | | | 28 | | | | 128 | | | | | | | | |
| 2.0 BlueHDi 150 (110 kW) Eng.AHX (DW10FD) 4/16-1/70 | | | | | | | | | | | | | | | | | | | | |
| 19-2803 | | | F | | | | | | | 45 | 86 | | | | | | 44 | | | |
| 19-8188 | | | R | | | | | 28 | | | | 128 | | | | | | | | |

CITROEN

| METELLI ref | Spare Parts | | F/R | L/R | | | ABS | A | B | C | D | E | F | G | H | I | L | M | Fig | NOTE |
|--|-------------|--------|-----|-----|--|--|-----|---|----|----|----|-----|---|---|---|---|---|------|-----|----------|
| 2.0 BlueHDi 180 (130 kW) Eng.AHH (DW10FC) 4/16-1/70 | | | | | | | | | | | | | | | | | | | | |
| 19-2803 | | | F | | | | | | | 45 | 86 | | | | | | | 44 | | |
| 19-8188 | | | R | | | | | | 28 | | | 128 | | | | | | | | |
| LNA 11/76-10/86 | | | | | | | | | | | | | | | | | | | | |
| 0.6 (25 kW) Eng.V06 644 7/82-4/85 | | | | | | | | | | | | | | | | | | | | |
| 19-2521 | | | R | | | | | | | 20 | 47 | | | | | | | 15 | | |
| 0.6 (26 kW) Eng.V06 630, V06 644 11/78-7/86 | | | | | | | | | | | | | | | | | | | | |
| 19-2521 | | 08/80- | R | | | | | | | 20 | 47 | | | | | | | 15 | | |
| 1.0 (33 kW) Eng.108C 7/84-10/86 | | | | | | | | | | | | | | | | | | | | |
| 19-2521 | | | R | | | | | | | 20 | 47 | | | | | | | 15 | | |
| 1.1 (36 kW) Eng.109/5E 8/82-12/83 | | | | | | | | | | | | | | | | | | | | |
| 19-2521 | | | R | | | | | | | 20 | 47 | | | | | | | 15 | | |
| 1.1 (37 kW) Eng.109/5E 7/82-4/85 | | | | | | | | | | | | | | | | | | | | |
| 19-2521 | | | R | | | | | | | 20 | 47 | | | | | | | 15 | | |
| Nemo SW 4/09-1/70 | | | | | | | | | | | | | | | | | | | | |
| 1.3 HDi 75 (55 kW) Eng.FHZ (F13DTE5) 10/10-1/70 | | | | | | | | | | | | | | | | | | | | |
| 19-2536 | | | R | | | | | | 33 | 30 | | 117 | | | | | | 62 | | |
| 19-8127 | | | F | | | | | | | 37 | 72 | | | | | | | 37 | | |
| 1.3 HDi 80 (59 kW) Eng.FHY (F13DTE6) 10/15-1/70 | | | | | | | | | | | | | | | | | | | | |
| 19-1617 | | | R | | | | | | | 30 | | 117 | | | | | | 60,6 | | -ABS |
| 19-2536 | | | R | | | | | | 33 | 30 | | 117 | | | | | | 62 | | +ABS |
| 1.4 (54 kW) Eng.KFT (TU3A), KFT (TU3AE5), KFV (TU3A) 4/09-1/70 | | | | | | | | | | | | | | | | | | | | |
| 19-2272 | | | F | | | | | | | 35 | 72 | | | | | | | 33 | | Eng. TU3 |
| 19-2536 | | | R | | | | | | 33 | 30 | | 117 | | | | | | 62 | | |
| 1.4 HDi (50 kW) Eng.8HS (DV4TED) 4/09-1/70 | | | | | | | | | | | | | | | | | | | | |
| 19-2536 | | | R | | | | | | 33 | 30 | | 117 | | | | | | 62 | | |

CITROEN

| METELLI ref | Spare Parts | | F/R | L/R | | | ABS | A | B | C | D | E | F | G | H | I | L | M | Fig | NOTE |
|--|-------------|-------------|-----|-----|--|--|-----|---|---|----|----|---|---|---|---|---|----|---|-----|--------------------------------------|
| 19-8127 | | | F | | | | | | | 37 | 72 | | | | | | 37 | | | |
| Saxo (S0, S1) / Chanson 2/96-4/04 | | | | | | | | | | | | | | | | | | | | |
| 1.0 X (33 kW) Eng.CDY (TU9M) 5/96-11/98 | | | | | | | | | | | | | | | | | | | | |
| 19-2184 | | 07/97- | F | | | | | | | 35 | 72 | | | | | | 33 | | | |
| 19-2595 | | | R | | | | | | | 25 | 52 | | | | | | 37 | | | +/-ABS, Brake drum, Payload standard |
| 1.0 X (37 kW) Eng.CDZ (TU9M) 5/98-6/03 | | | | | | | | | | | | | | | | | | | | |
| 19-2165 | | 09/99- | F | | | | | | | 37 | 72 | | | | | | 33 | | | |
| 19-2184 | | -08/99 | F | | | | | | | 35 | 72 | | | | | | 33 | | | |
| 19-2595 | | -01/99 | R | | | | | | | 25 | 52 | | | | | | 37 | | | +/-ABS, Brake drum, Payload standard |
| 19-2686 | | 01/99- | R | | | | | | | 25 | 52 | | | | | | 37 | | | |
| 1.1 X,SX (40 kW) Eng.HDZ (TU1M) 5/96-9/03 | | | | | | | | | | | | | | | | | | | | |
| 19-2165 | | | F | | | | | | | 37 | 72 | | | | | | 33 | | | |
| 19-2184 | | | F | | | | | | | 35 | 72 | | | | | | 33 | | | |
| 19-2595 | | -01/99 | R | | | | | | | 25 | 52 | | | | | | 37 | | | +/-ABS, Brake drum, Payload standard |
| 19-2686 | | 01/99-08/99 | R | | | | | | | 25 | 52 | | | | | | 37 | | | |
| 1.1 X,SX (44 kW) Eng.HDZ (TU1M), HFX (TU1JP) (06.00-.) 5/96-9/03 | | | | | | | | | | | | | | | | | | | | |
| 19-2165 | | | F | | | | | | | 37 | 72 | | | | | | 33 | | | |
| 19-2184 | | | F | | | | | | | 35 | 72 | | | | | | 33 | | | |
| 19-2595 | | -01/99 | R | | | | | | | 25 | 52 | | | | | | 37 | | | +/-ABS, Brake drum, Payload standard |
| 19-2686 | | 01/99-08/99 | R | | | | | | | 25 | 52 | | | | | | 37 | | | |
| 1.4 VTS (55 kW) Eng.KFW (TU3JP) (06.00-.), KFX (TU3JP) 5/96-6/03 | | | | | | | | | | | | | | | | | | | | |
| 19-2165 | | | F | | | | | | | 37 | 72 | | | | | | 33 | | | |
| 19-2184 | | | F | | | | | | | 35 | 72 | | | | | | 33 | | | |
| 19-2595 | | -01/99 | R | | | | | | | 25 | 52 | | | | | | 37 | | | +/-ABS, Brake drum, Payload standard |
| 19-2686 | | 01/99- | R | | | | | | | 25 | 52 | | | | | | 37 | | | |
| 1.5 D (40 kW) Eng.VJY (TUD5) 9/96-9/03 | | | | | | | | | | | | | | | | | | | | |
| 19-2165 | | | F | | | | | | | 37 | 72 | | | | | | 33 | | | |
| 19-2184 | | | F | | | | | | | 35 | 72 | | | | | | 33 | | | |

CITROEN

| METELLI ref | Spare Parts | | F/R | L/R | | ABS | A | B | C | D | E | F | G | H | I | L | M | Fig | NOTE |
|---|-------------|--------|-----|-----|--|-----|---|---|----|----|---|---|---|---|---|----|---|-----|--------------------------------------|
| 19-2595 | | -01/99 | R | | | | | | 25 | 52 | | | | | | 37 | | | +/-ABS, Brake drum, Payload standard |
| 19-2686 | | 01/99- | R | | | | | | 25 | 52 | | | | | | 37 | | | |
| 1.5 D (42 kW) Eng.VJZ (TUD5) 9/96-6/01 | | | | | | | | | | | | | | | | | | | |
| 19-2165 | | | F | | | | | | 37 | 72 | | | | | | 33 | | | |
| 19-2184 | | | F | | | | | | 35 | 72 | | | | | | 33 | | | |
| 19-2595 | | -01/99 | R | | | | | | 25 | 52 | | | | | | 37 | | | +/-ABS, Brake drum, Payload standard |
| 19-2686 | | 01/99- | R | | | | | | 25 | 52 | | | | | | 37 | | | |
| 1.5 D (43 kW) Eng.VJZ (TUD5) 7/01-4/04 | | | | | | | | | | | | | | | | | | | |
| 19-2165 | | | F | | | | | | 37 | 72 | | | | | | 33 | | | |
| 19-2686 | | | R | | | | | | 25 | 52 | | | | | | 37 | | | |
| 1.6 (66 kW) Eng.NFZ (TU5JP) 2/96-6/03 | | | | | | | | | | | | | | | | | | | |
| 19-2165 | | | F | | | | | | 37 | 72 | | | | | | 33 | | | |
| 19-2184 | | | F | | | | | | 35 | 72 | | | | | | 33 | | | |
| 19-2595 | | -01/99 | R | | | | | | 25 | 52 | | | | | | 37 | | | +/-ABS, Brake drum, Payload standard |
| 19-2686 | | 01/99- | R | | | | | | 25 | 52 | | | | | | 37 | | | |
| 1.6 (74 kW) Eng.NFT (TU5JP) 2/01-4/04 | | | | | | | | | | | | | | | | | | | |
| 19-2165 | | | F | | | | | | 37 | 72 | | | | | | 33 | | | |
| 19-2686 | | | R | | | | | | 25 | 52 | | | | | | 37 | | | |
| 1.6 (88 kW) Eng.NFX (TU5JP4) 2/96-4/04 | | | | | | | | | | | | | | | | | | | |
| 19-2165 | | | F | | | | | | 37 | 72 | | | | | | 33 | | | |
| 19-2184 | | | F | | | | | | 35 | 72 | | | | | | 33 | | | |
| 19-2595 | | -01/99 | R | | | | | | 25 | 52 | | | | | | 37 | | | +/-ABS, Brake drum, Payload standard |
| 19-2686 | | 01/99- | R | | | | | | 25 | 52 | | | | | | 37 | | | |
| 1.6 VTL,VTR (65 kW) Eng.NFZ (TU5JP) (08.97-.) 5/96-6/03 | | | | | | | | | | | | | | | | | | | |
| 19-2165 | | | F | | | | | | 37 | 72 | | | | | | 33 | | | |
| 19-2184 | | | F | | | | | | 35 | 72 | | | | | | 33 | | | |
| 19-2595 | | -01/99 | R | | | | | | 25 | 52 | | | | | | 37 | | | +/-ABS, Brake drum, Payload standard |
| 19-2686 | | 01/99- | R | | | | | | 25 | 52 | | | | | | 37 | | | |

CITROEN

| METELLI ref | Spare Parts | | F/R | L/R | | | ABS | A | B | C | D | E | F | G | H | I | L | M | Fig | NOTE |
|---|-------------|--------|-----|-----|--|--|-----|---|---|----|----|---|---|---|---|---|---|---|-----|--------------------------------------|
| 1.6 VTS (72 kW) Eng.NFT (TU5JP) 9/00-9/03 | | | | | | | | | | | | | | | | | | | | |
| 19-2165 | | | F | | | | | | | 37 | 72 | | | | | | | | 33 | |
| 19-2686 | | | R | | | | | | | 25 | 52 | | | | | | | | 37 | |
| 1.6 VTS (87 kW) Eng.NFX (TU5JP4) 6/96-9/03 | | | | | | | | | | | | | | | | | | | | |
| 19-2165 | | | F | | | | | | | 37 | 72 | | | | | | | | 33 | |
| 19-2184 | | | F | | | | | | | 35 | 72 | | | | | | | | 33 | |
| 19-2595 | | -01/99 | R | | | | | | | 25 | 52 | | | | | | | | 37 | +/-ABS, Brake drum, Payload standard |
| 19-2686 | | 01/99- | R | | | | | | | 25 | 52 | | | | | | | | 37 | |
| Visa 9/78-3/91 | | | | | | | | | | | | | | | | | | | | |
| 0.6 (24 kW) Eng.V06/665 7/82-3/91 | | | | | | | | | | | | | | | | | | | | |
| 19-2521 | | | R | | | | | | | 20 | 47 | | | | | | | | 15 | |
| 0.6 (25 kW) Eng.V06 630, V06 644 9/78-6/88 | | | | | | | | | | | | | | | | | | | | |
| 19-2521 | | 07/80- | R | | | | | | | 20 | 47 | | | | | | | | 15 | |
| 1.0 (33 kW) Eng.XV8 9/84-6/88 | | | | | | | | | | | | | | | | | | | | |
| 19-2521 | | | R | | | | | | | 20 | 47 | | | | | | | | 15 | |
| 11 E (35 kW) Eng.109K 9/78-6/88 | | | | | | | | | | | | | | | | | | | | |
| 19-2521 | | 07/80- | R | | | | | | | 20 | 47 | | | | | | | | 15 | |
| 11 E (37 kW) Eng.109/5F 7/82-3/91 | | | | | | | | | | | | | | | | | | | | |
| 19-2521 | | | R | | | | | | | 20 | 47 | | | | | | | | 15 | |
| 11 E (42 kW) Eng.109/5 9/78-3/91 | | | | | | | | | | | | | | | | | | | | |
| 19-2521 | | 07/80- | R | | | | | | | 20 | 47 | | | | | | | | 15 | |
| 14 (44 kW) Eng.150D (XY7) (07.84-03.91) 7/84-3/91 | | | | | | | | | | | | | | | | | | | | |
| 19-2521 | | | R | | | | | | | 20 | 47 | | | | | | | | 15 | |
| 14 GT (55 kW) Eng.150B (XY8) 3/82-3/87 | | | | | | | | | | | | | | | | | | | | |
| 19-2521 | | | R | | | | | | | 20 | 47 | | | | | | | | 15 | |
| 14 GT (58 kW) Eng.150B (XY8) 3/82-3/91 | | | | | | | | | | | | | | | | | | | | |
| 19-2521 | | | R | | | | | | | 20 | 47 | | | | | | | | 15 | |

CITROEN

| METELLI ref | Spare Parts | | F/R | L/R | | | ABS | A | B | C | D | E | F | G | H | I | L | M | Fig | NOTE |
|--|-------------|--------|-----|-----|--|--|-----|---|---|----|----|-----|---|---|---|---|---|------|-----|--------------------------------------|
| 16 GTI (76 kW) Eng.180A (XU5J) 1/85-6/86 | | | | | | | | | | | | | | | | | | | | |
| 19-2184 | | | F | | | | | | | 35 | 72 | | | | | | | 33 | | |
| 19-2595 | | | R | | | | | | | 25 | 52 | | | | | | | 37 | | +/-ABS, Brake drum, Payload standard |
| 16 GTI (83 kW) Eng.B6D 6/86-3/91 | | | | | | | | | | | | | | | | | | | | |
| 19-2184 | | | F | | | | | | | 35 | 72 | | | | | | | 33 | | |
| 19-2595 | | | R | | | | | | | 25 | 52 | | | | | | | 37 | | +/-ABS, Brake drum, Payload standard |
| 17 D (44 kW) Eng.161A (XUD7) 4/84-3/91 | | | | | | | | | | | | | | | | | | | | |
| 19-2184 | | | F | | | | | | | 35 | 72 | | | | | | | 33 | | |
| 19-2595 | | | R | | | | | | | 25 | 52 | | | | | | | 37 | | +/-ABS, Brake drum, Payload standard |
| Visa Cabrio 3/83-10/88 | | | | | | | | | | | | | | | | | | | | |
| 11 RE (37 kW) Eng.109/5F 3/83-10/88 | | | | | | | | | | | | | | | | | | | | |
| 19-2521 | | | R | | | | | | | 20 | 47 | | | | | | | 15 | | |
| Xantia (X1_, X2_) 3/93-4/03 | | | | | | | | | | | | | | | | | | | | |
| 1.6 i (65 kW) Eng.BFZ (XU5JP) (10.93-.) 3/93-3/01 | | | | | | | | | | | | | | | | | | | | |
| 19-2129 | | | F | | | | | | | 42 | 82 | | | | | | | 36 | | |
| 19-2667 | | 06/95- | R | | | | | | | 32 | | 128 | | | | | | 59,2 | | -ABS |
| 1.8 i (66 kW) Eng.LFX (XU7JB) (05.97-.) 4/97-4/03 | | | | | | | | | | | | | | | | | | | | |
| 19-2129 | | | F | | | | | | | 42 | 82 | | | | | | | 36 | | |
| 19-2667 | | | R | | | | | | | 32 | | 128 | | | | | | 59,2 | | -ABS |
| 1.8 i (74 kW) Eng.LFZ (XU7JP) 3/93-1/98 | | | | | | | | | | | | | | | | | | | | |
| 19-2129 | | | F | | | | | | | 42 | 82 | | | | | | | 36 | | |
| 19-2667 | | 06/95- | R | | | | | | | 32 | | 128 | | | | | | 59,2 | | -ABS |
| 1.8 i 16V (81 kW) Eng.LFY (XU7JP4) 6/95-12/01 | | | | | | | | | | | | | | | | | | | | |
| 19-2129 | | | F | | | | | | | 42 | 82 | | | | | | | 36 | | |
| 19-2667 | | | R | | | | | | | 32 | | 128 | | | | | | 59,2 | | -ABS |
| 1.9 D (50 kW) Eng.DJZ (XUD9A) 6/94-1/98 | | | | | | | | | | | | | | | | | | | | |
| 19-2129 | | | F | | | | | | | 42 | 82 | | | | | | | 36 | | |

CITROEN

| METELLI ref | Spare Parts | | F/R | L/R | | | ABS | A | B | C | D | E | F | G | H | I | L | M | Fig | NOTE |
|--|-------------|--------|-----|-----|--|--|-----|---|---|----|----|-----|---|---|---|---|------|---|-----|------|
| 19-2667 | | 06/95- | R | | | | | | | 32 | | 128 | | | | | 59,2 | | | -ABS |
| 1.9 D (51 kW) Eng.D9B (XUD9A/L) 6/94-1/98 | | | | | | | | | | | | | | | | | | | | |
| 19-2129 | | | F | | | | | | | 42 | 82 | | | | | | 36 | | | |
| 19-2667 | | 06/95- | R | | | | | | | 32 | | 128 | | | | | 59,2 | | | -ABS |
| 1.9 SD (55 kW) Eng.DHW (XUD9SD) 2/96-4/03 | | | | | | | | | | | | | | | | | | | | |
| 19-2129 | | | F | | | | | | | 42 | 82 | | | | | | 36 | | | |
| 19-2667 | | | R | | | | | | | 32 | | 128 | | | | | 59,2 | | | -ABS |
| 1.9 Turbo D (66 kW) Eng.DHX (XUD9TF/BTF), DHY (XUD9TE/Y) 5/93-4/03 | | | | | | | | | | | | | | | | | | | | |
| 19-2129 | | | F | | | | | | | 42 | 82 | | | | | | 36 | | | |
| 19-2667 | | 06/95- | R | | | | | | | 32 | | 128 | | | | | 59,2 | | | -ABS |
| 2.0 (95 kW) Eng.RFX XU10J2C/Z L3 3/93-5/95 | | | | | | | | | | | | | | | | | | | | |
| 19-2129 | | | F | | | | | | | 42 | 82 | | | | | | 36 | | | |
| 2.0 HDI 109 (80 kW) Eng.RHZ (DW10ATED) 2/99-4/03 | | | | | | | | | | | | | | | | | | | | |
| 19-2129 | | | F | | | | | | | 42 | 82 | | | | | | 36 | | | |
| 19-2667 | | | R | | | | | | | 32 | | 128 | | | | | 59,2 | | | -ABS |
| 2.0 HDI 90 (66 kW) Eng.RHY (DW10TD) 3/99-4/03 | | | | | | | | | | | | | | | | | | | | |
| 19-2129 | | | F | | | | | | | 42 | 82 | | | | | | 36 | | | |
| 19-2667 | | | R | | | | | | | 32 | | 128 | | | | | 59,2 | | | -ABS |
| 2.0 i (89 kW) Eng.RFX (XU10J2C) 3/93-4/03 | | | | | | | | | | | | | | | | | | | | |
| 19-2129 | | | F | | | | | | | 42 | 82 | | | | | | 36 | | | |
| 19-2667 | | 06/95- | R | | | | | | | 32 | | 128 | | | | | 59,2 | | | -ABS |
| 2.0 i 16V (97 kW) Eng.RFV (XU10J4R) 6/95-4/03 | | | | | | | | | | | | | | | | | | | | |
| 19-2129 | | | F | | | | | | | 42 | 82 | | | | | | 36 | | | |
| 19-2667 | | | R | | | | | | | 32 | | 128 | | | | | 59,2 | | | -ABS |
| 2.0 i 16V (110 kW) Eng.RFT (XU10J4/Z) 6/94-1/98 | | | | | | | | | | | | | | | | | | | | |
| 19-2129 | | | F | | | | | | | 42 | 82 | | | | | | 36 | | | |
| 19-2667 | | 06/95- | R | | | | | | | 32 | | 128 | | | | | 59,2 | | | -ABS |
| 2.0 i 16V (112 kW) Eng.RFY (XU10J4/Z) 3/93-1/98 | | | | | | | | | | | | | | | | | | | | |
| 19-2129 | | | F | | | | | | | 42 | 82 | | | | | | 36 | | | |

CITROEN

| METELLI ref | Spare Parts | | F/R | L/R | | ABS | A | B | C | D | E | F | G | H | I | L | M | Fig | NOTE |
|---|-------------|--------|-----|-----|--|-----|---|---|----|----|-----|---|---|---|---|------|---|-----|------------------|
| 19-2667 | | | R | | | | | | 32 | | 128 | | | | | 59,2 | | | -ABS |
| 2.0 HDI 90 (66 kW) Eng.RHY (DW10TD) 3/99-4/03 | | | | | | | | | | | | | | | | | | | |
| 19-2129 | | | F | | | | | | 42 | 82 | | | | | | 36 | | | |
| 19-2667 | | | R | | | | | | 32 | | 128 | | | | | 59,2 | | | -ABS |
| 2.0 i (89 kW) Eng.RFX (XU10J2C) 6/95-4/03 | | | | | | | | | | | | | | | | | | | |
| 19-2129 | | | F | | | | | | 42 | 82 | | | | | | 36 | | | |
| 19-2667 | | | R | | | | | | 32 | | 128 | | | | | 59,2 | | | -ABS |
| 2.0 i 16V (97 kW) Eng.RFV (XU10J4R) 6/95-4/03 | | | | | | | | | | | | | | | | | | | |
| 19-2129 | | | F | | | | | | 42 | 82 | | | | | | 36 | | | |
| 19-2667 | | | R | | | | | | 32 | | 128 | | | | | 59,2 | | | -ABS |
| 2.0 Turbo (108 kW) Eng.RGX (XU10J2TE) 6/95-4/03 | | | | | | | | | | | | | | | | | | | |
| 19-2129 | | | F | | | | | | 42 | 82 | | | | | | 36 | | | |
| 19-2667 | | | R | | | | | | 32 | | 128 | | | | | 59,2 | | | -ABS |
| 2.1 Turbo D 12V (80 kW) Eng.P8C (XUD11BTE) 6/96-2/99 | | | | | | | | | | | | | | | | | | | |
| 19-2129 | | | F | | | | | | 42 | 82 | | | | | | 36 | | | |
| 19-2667 | | | R | | | | | | 32 | | 128 | | | | | 59,2 | | | -ABS |
| 3.0 V6 (140 kW) Eng.XFZ (ES9J4) (01.98-.) 1/98-4/03 | | | | | | | | | | | | | | | | | | | |
| 19-2129 | | | F | | | | | | 42 | 82 | | | | | | 36 | | | |
| 19-2667 | | | R | | | | | | 32 | | 128 | | | | | 59,2 | | | -ABS |
| Xsara (N1) 4/97-4/05 | | | | | | | | | | | | | | | | | | | |
| 1.4 HDi (50 kW) Eng.8HX (DV4TD) 1/03-3/05 | | | | | | | | | | | | | | | | | | | |
| 19-2129 | | | F | | | | | | 42 | 82 | | | | | | 36 | | | |
| 19-2528 | | | R | | | 29 | | | 25 | | 128 | | | | | 64 | | | Brake disc |
| 19-2686 | | | R | | | | | | 25 | 52 | | | | | | 37 | | | -ABS, Brake drum |
| 1.4 i (55 kW) Eng.KFW (TU3JP) (11.00-.), KFX (TU3JP) (.-11.00) 4/97-3/05 | | | | | | | | | | | | | | | | | | | |
| 19-2129 | | | F | | | | | | 42 | 82 | | | | | | 36 | | | +ABS |
| 19-2165 | | 01/99- | F | | | | | | 37 | 72 | | | | | | 33 | | | -ABS |
| 19-2184 | | -01/99 | F | | | | | | 35 | 72 | | | | | | 33 | | | -ABS |

CITROEN

| METELLI ref | Spare Parts | | F/R | L/R | | ABS | A | B | C | D | E | F | G | H | I | L | M | Fig | NOTE |
|---|-------------|--------|-----|-----|--|-----|---|---|----|----|-----|---|---|---|---|----|---|-----|--------------------------------------|
| 19-2528 | | -09/98 | R | | | 29 | | | 25 | | 128 | | | | | 64 | | | Brake disc |
| 19-2595 | | -09/98 | R | | | | | | 25 | 52 | | | | | | 37 | | | +/-ABS, Brake drum, Payload standard |
| 19-2686 | | 09/98- | R | | | | | | 25 | 52 | | | | | | 37 | | | -ABS, Brake drum |
| 1.5 D (42 kW) Eng.VJZ (TUD5) 4/97-9/00 | | | | | | | | | | | | | | | | | | | |
| 19-2129 | | | F | | | | | | 42 | 82 | | | | | | 36 | | | +ABS |
| 19-2165 | | 01/99- | F | | | | | | 37 | 72 | | | | | | 33 | | | -ABS |
| 19-2184 | | -01/99 | F | | | | | | 35 | 72 | | | | | | 33 | | | -ABS |
| 19-2528 | | -09/98 | R | | | 29 | | | 25 | | 128 | | | | | 64 | | | Brake disc |
| 19-2595 | | -09/98 | R | | | | | | 25 | 52 | | | | | | 37 | | | +/-ABS, Brake drum, Payload standard |
| 19-2686 | | 09/98- | R | | | | | | 25 | 52 | | | | | | 37 | | | -ABS, Brake drum |
| 1.6 16V (80 kW) Eng.NFU (TU5JP4) 9/00-3/05 | | | | | | | | | | | | | | | | | | | |
| 19-2129 | | | F | | | | | | 42 | 82 | | | | | | 36 | | | +ABS |
| 19-2165 | | | F | | | | | | 37 | 72 | | | | | | 33 | | | -ABS |
| 19-2528 | | | R | | | 29 | | | 25 | | 128 | | | | | 64 | | | Brake disc |
| 19-2686 | | | R | | | | | | 25 | 52 | | | | | | 37 | | | -ABS, Brake drum |
| 1.6 i (65 kW) Eng.NFZ (TU5JP) (08.97-.) 4/97-9/00 | | | | | | | | | | | | | | | | | | | |
| 19-2129 | | | F | | | | | | 42 | 82 | | | | | | 36 | | | +ABS |
| 19-2165 | | 01/99- | F | | | | | | 37 | 72 | | | | | | 33 | | | -ABS |
| 19-2184 | | -01/99 | F | | | | | | 35 | 72 | | | | | | 33 | | | -ABS |
| 19-2528 | | -09/98 | R | | | 29 | | | 25 | | 128 | | | | | 64 | | | Brake disc |
| 19-2595 | | -09/98 | R | | | | | | 25 | 52 | | | | | | 37 | | | +/-ABS, Brake drum, Payload standard |
| 19-2686 | | 09/98- | R | | | | | | 25 | 52 | | | | | | 37 | | | -ABS, Brake drum |
| 1.8 D (43 kW) Eng.161A (XUD7), A9A (XUD7) 4/97-9/00 | | | | | | | | | | | | | | | | | | | |
| 19-2129 | | | F | | | | | | 42 | 82 | | | | | | 36 | | | +ABS |
| 19-2165 | | 01/99- | F | | | | | | 37 | 72 | | | | | | 33 | | | -ABS |
| 19-2184 | | -01/99 | F | | | | | | 35 | 72 | | | | | | 33 | | | -ABS |
| 19-2528 | | -09/98 | R | | | 29 | | | 25 | | 128 | | | | | 64 | | | Brake disc |
| 19-2595 | | -09/98 | R | | | | | | 25 | 52 | | | | | | 37 | | | +/-ABS, Brake drum, Payload standard |
| 19-2686 | | 09/98- | R | | | | | | 25 | 52 | | | | | | 37 | | | -ABS, Brake drum |

CITROEN

| METELLI ref | Spare Parts | | F/R | L/R | | | ABS | A | B | C | D | E | F | G | H | I | L | M | Fig | NOTE |
|--|-------------|--------|-----|-----|--|--|-----|---|---|----|----|-----|---|---|---|---|---|----|-----|--------------------------------------|
| 1.8 i (66 kW) Eng.LFX (XU7JB) (05.97-.) 4/97-9/00 | | | | | | | | | | | | | | | | | | | | |
| 19-2129 | | | F | | | | | | | 42 | 82 | | | | | | | 36 | | +ABS |
| 19-2165 | | 01/99- | F | | | | | | | 37 | 72 | | | | | | | 33 | | -ABS |
| 19-2184 | | -01/99 | F | | | | | | | 35 | 72 | | | | | | | 33 | | -ABS |
| 19-2528 | | -09/98 | R | | | | 29 | | | 25 | | 128 | | | | | | 64 | | Brake disc |
| 19-2595 | | -09/98 | R | | | | | | | 25 | 52 | | | | | | | 37 | | +/-ABS, Brake drum, Payload standard |
| 19-2686 | | 09/98- | R | | | | | | | 25 | 52 | | | | | | | 37 | | -ABS, Brake drum |
| 1.8 i 16V (81 kW) Eng.LFY (XU7JP4) 4/97-9/00 | | | | | | | | | | | | | | | | | | | | |
| 19-2129 | | | F | | | | | | | 42 | 82 | | | | | | | 36 | | +ABS |
| 19-2165 | | 01/99- | F | | | | | | | 37 | 72 | | | | | | | 33 | | -ABS |
| 19-2184 | | -01/99 | F | | | | | | | 35 | 72 | | | | | | | 33 | | -ABS |
| 19-2528 | | -09/98 | R | | | | 29 | | | 25 | | 128 | | | | | | 64 | | Brake disc |
| 19-2595 | | -09/98 | R | | | | | | | 25 | 52 | | | | | | | 37 | | +/-ABS, Brake drum, Payload standard |
| 19-2686 | | 09/98- | R | | | | | | | 25 | 52 | | | | | | | 37 | | -ABS, Brake drum |
| 1.8 i Aut. (74 kW) Eng.LFZ (XU7JP) 4/97-9/00 | | | | | | | | | | | | | | | | | | | | |
| 19-2129 | | | F | | | | | | | 42 | 82 | | | | | | | 36 | | +ABS |
| 19-2165 | | 01/99- | F | | | | | | | 37 | 72 | | | | | | | 33 | | -ABS |
| 19-2184 | | -01/99 | F | | | | | | | 35 | 72 | | | | | | | 33 | | -ABS |
| 19-2528 | | -09/98 | R | | | | 29 | | | 25 | | 128 | | | | | | 64 | | Brake disc |
| 19-2595 | | -09/98 | R | | | | | | | 25 | 52 | | | | | | | 37 | | +/-ABS, Brake drum, Payload standard |
| 19-2686 | | 09/98- | R | | | | | | | 25 | 52 | | | | | | | 37 | | -ABS, Brake drum |
| 1.9 D (50 kW) Eng.DJY (XUD9A) 4/97-9/00 | | | | | | | | | | | | | | | | | | | | |
| 19-2129 | | | F | | | | | | | 42 | 82 | | | | | | | 36 | | +ABS |
| 19-2165 | | 01/99- | F | | | | | | | 37 | 72 | | | | | | | 33 | | -ABS |
| 19-2184 | | -01/99 | F | | | | | | | 35 | 72 | | | | | | | 33 | | -ABS |
| 19-2528 | | -09/98 | R | | | | 29 | | | 25 | | 128 | | | | | | 64 | | Brake disc |
| 19-2595 | | -09/98 | R | | | | | | | 25 | 52 | | | | | | | 37 | | +/-ABS, Brake drum, Payload standard |
| 19-2686 | | 09/98- | R | | | | | | | 25 | 52 | | | | | | | 37 | | -ABS, Brake drum |

CITROEN

| METELLI ref | Spare Parts | | F/R | L/R | | | ABS | A | B | C | D | E | F | G | H | I | L | M | Fig | NOTE |
|--|-------------|--------|-----|-----|--|--|-----|---|---|----|----|-----|---|---|---|---|---|---|-----|--|
| 1.9 D (51 kW) Eng.WJY (DW8B) (11.00-), WJZ (DW8) (-.11.00) 7/98-3/05 | | | | | | | | | | | | | | | | | | | | |
| 19-2129 | | | F | | | | | | | 42 | 82 | | | | | | | | 36 | +ABS |
| 19-2165 | | 01/99- | F | | | | | | | 37 | 72 | | | | | | | | 33 | -ABS |
| 19-2184 | | -01/99 | F | | | | | | | 35 | 72 | | | | | | | | 33 | -ABS |
| 19-2528 | | -09/98 | R | | | | 29 | | | 25 | | 128 | | | | | | | 64 | Brake disc |
| 19-2595 | | -09/98 | R | | | | | | | 25 | 52 | | | | | | | | 37 | +/-ABS, Brake drum, Payload standard |
| 19-2686 | | 09/98- | R | | | | | | | 25 | 52 | | | | | | | | 37 | -ABS, Brake drum |
| 1.9 SD (55 kW) Eng.DHV (XUD9BSD) 1/98-9/00 | | | | | | | | | | | | | | | | | | | | |
| 19-2129 | | | F | | | | | | | 42 | 82 | | | | | | | | 36 | +ABS |
| 19-2165 | | 01/99- | F | | | | | | | 37 | 72 | | | | | | | | 33 | -ABS |
| 19-2184 | | -01/99 | F | | | | | | | 35 | 72 | | | | | | | | 33 | -ABS |
| 19-2528 | | -09/98 | R | | | | 29 | | | 25 | | 128 | | | | | | | 64 | Brake disc |
| 19-2595 | | -09/98 | R | | | | | | | 25 | 52 | | | | | | | | 37 | +/-ABS, Brake drum, Payload standard |
| 19-2686 | | 09/98- | R | | | | | | | 25 | 52 | | | | | | | | 37 | -ABS, Brake drum |
| 1.9 TD (66 kW) Eng.DHY (XUD9TE/Y) 4/97-9/00 | | | | | | | | | | | | | | | | | | | | |
| 19-2129 | | | F | | | | | | | 42 | 82 | | | | | | | | 36 | +ABS |
| 19-2165 | | 01/99- | F | | | | | | | 37 | 72 | | | | | | | | 33 | -ABS |
| 19-2184 | | -01/99 | F | | | | | | | 35 | 72 | | | | | | | | 33 | -ABS |
| 19-2528 | | -09/98 | R | | | | 29 | | | 25 | | 128 | | | | | | | 64 | Brake disc |
| 19-2595 | | -09/98 | R | | | | | | | 25 | 52 | | | | | | | | 37 | +/-ABS, Brake drum, Payload standard |
| 19-2686 | | 09/98- | R | | | | | | | 25 | 52 | | | | | | | | 37 | -ABS, Brake drum |
| 2.0 16V (97 kW) Eng.RFV (XU10J4R) 7/98-9/00 | | | | | | | | | | | | | | | | | | | | |
| 19-2129 | | | F | | | | | | | 42 | 82 | | | | | | | | 36 | +ABS |
| 19-2165 | | 01/99- | F | | | | | | | 37 | 72 | | | | | | | | 33 | -ABS |
| 19-2184 | | -01/99 | F | | | | | | | 35 | 72 | | | | | | | | 33 | -ABS |
| 19-2528 | | -09/98 | R | | | | 29 | | | 25 | | 128 | | | | | | | 64 | Eng. XU10J4R, XU10J4RS, Brake disc |
| 19-2595 | | -09/98 | R | | | | | | | 25 | 52 | | | | | | | | 37 | Eng. XU10J4R, XU10J4RS, +/-ABS, Brake drum, Payload standard |
| 19-2686 | | 09/98- | R | | | | | | | 25 | 52 | | | | | | | | 37 | Eng. XU10J4R, XU10J4RS, -ABS, Brake drum |

CITROEN

| METELLI ref | Spare Parts | | F/R | L/R | | | ABS | A | B | C | D | E | F | G | H | I | L | M | Fig | NOTE |
|---|-------------|--------|-----|-----|--|--|-----|---|---|----|----|-----|---|---|---|---|---|---|-----|--------------------------------------|
| 2.0 16V (100 kW) Eng.RFN (EW10J4) 9/00-3/05 | | | | | | | | | | | | | | | | | | | | |
| 19-2129 | | | F | | | | | | | 42 | 82 | | | | | | | | 36 | |
| 19-2528 | | | R | | | | 29 | | | 25 | | 128 | | | | | | | 64 | Eng. EW10J4, Brake disc |
| 19-2686 | | | R | | | | | | | 25 | 52 | | | | | | | | 37 | Eng. EW10J4, -ABS, Brake drum |
| 2.0 HDi 109 (80 kW) Eng.RHZ (DW10ATED) 5/01-3/05 | | | | | | | | | | | | | | | | | | | | |
| 19-2129 | | | F | | | | | | | 42 | 82 | | | | | | | | 36 | |
| 19-2528 | | | R | | | | 29 | | | 25 | | 128 | | | | | | | 64 | Brake disc |
| 19-2686 | | | R | | | | | | | 25 | 52 | | | | | | | | 37 | -ABS, Brake drum |
| 2.0 HDi 90 (66 kW) Eng.RHY (DW10TD) 2/99-3/05 | | | | | | | | | | | | | | | | | | | | |
| 19-2129 | | | F | | | | | | | 42 | 82 | | | | | | | | 36 | +ABS |
| 19-2528 | | | R | | | | 29 | | | 25 | | 128 | | | | | | | 64 | Brake disc |
| 19-2686 | | | R | | | | | | | 25 | 52 | | | | | | | | 37 | -ABS, Brake drum |
| Xsara Break (N2) 10/97-8/05 | | | | | | | | | | | | | | | | | | | | |
| 1.4 HDi (50 kW) Eng.8HX (DV4TD) 1/03-8/05 | | | | | | | | | | | | | | | | | | | | |
| 19-2129 | | | F | | | | | | | 42 | 82 | | | | | | | | 36 | |
| 19-2528 | | | R | | | | 29 | | | 25 | | 128 | | | | | | | 64 | Brake disc |
| 19-2686 | | | R | | | | | | | 25 | 52 | | | | | | | | 37 | -ABS, Brake drum |
| 1.4 i (55 kW) Eng.KFW (TU3JP) (11.00-.), KFX (TU3JP) (.-11.00) 10/97-8/05 | | | | | | | | | | | | | | | | | | | | |
| 19-2129 | | | F | | | | | | | 42 | 82 | | | | | | | | 36 | +ABS |
| 19-2165 | | 01/99- | F | | | | | | | 37 | 72 | | | | | | | | 33 | -ABS |
| 19-2184 | | -01/99 | F | | | | | | | 35 | 72 | | | | | | | | 33 | -ABS |
| 19-2528 | | -09/98 | R | | | | 29 | | | 25 | | 128 | | | | | | | 64 | Brake disc |
| 19-2595 | | -09/98 | R | | | | | | | 25 | 52 | | | | | | | | 37 | +/-ABS, Brake drum, Payload standard |
| 19-2686 | | 09/98- | R | | | | | | | 25 | 52 | | | | | | | | 37 | -ABS, Brake drum |
| 1.5 D (42 kW) Eng.VJZ (TUD5) 10/97-9/00 | | | | | | | | | | | | | | | | | | | | |
| 19-2129 | | | F | | | | | | | 42 | 82 | | | | | | | | 36 | +ABS |
| 19-2165 | | 01/99- | F | | | | | | | 37 | 72 | | | | | | | | 33 | -ABS |
| 19-2184 | | -01/99 | F | | | | | | | 35 | 72 | | | | | | | | 33 | -ABS |

CITROEN

| METELLI ref | Spare Parts | | F/R | L/R | | ABS | A | B | C | D | E | F | G | H | I | L | M | Fig | NOTE |
|--|-------------|--------|-----|-----|--|-----|---|---|----|----|-----|---|---|---|---|----|---|-----|--------------------------------------|
| 19-2528 | | -09/98 | R | | | 29 | | | 25 | | 128 | | | | | 64 | | | Brake disc |
| 19-2595 | | -09/98 | R | | | | | | 25 | 52 | | | | | | 37 | | | +/-ABS, Brake drum, Payload standard |
| 19-2686 | | 09/98- | R | | | | | | 25 | 52 | | | | | | 37 | | | -ABS, Brake drum |
| 1.6 16V (80 kW) Eng.NFU (TU5JP4) 9/00-8/05 | | | | | | | | | | | | | | | | | | | |
| 19-2129 | | | F | | | | | | 42 | 82 | | | | | | 36 | | | +ABS |
| 19-2165 | | | F | | | | | | 37 | 72 | | | | | | 33 | | | -ABS |
| 19-2528 | | | R | | | 29 | | | 25 | | 128 | | | | | 64 | | | Brake disc |
| 19-2686 | | | R | | | | | | 25 | 52 | | | | | | 37 | | | -ABS, Brake drum |
| 1.6 i (65 kW) Eng.NFZ (TU5JP) 10/97-9/00 | | | | | | | | | | | | | | | | | | | |
| 19-2129 | | | F | | | | | | 42 | 82 | | | | | | 36 | | | +ABS |
| 19-2165 | | 01/99- | F | | | | | | 37 | 72 | | | | | | 33 | | | -ABS |
| 19-2184 | | -01/99 | F | | | | | | 35 | 72 | | | | | | 33 | | | -ABS |
| 19-2528 | | -09/98 | R | | | 29 | | | 25 | | 128 | | | | | 64 | | | Brake disc |
| 19-2595 | | -09/98 | R | | | | | | 25 | 52 | | | | | | 37 | | | +/-ABS, Brake drum, Payload standard |
| 19-2686 | | 09/98- | R | | | | | | 25 | 52 | | | | | | 37 | | | -ABS, Brake drum |
| 1.8 D (43 kW) Eng.A9A (XUD7) 10/97-9/00 | | | | | | | | | | | | | | | | | | | |
| 19-2129 | | | F | | | | | | 42 | 82 | | | | | | 36 | | | +ABS |
| 19-2165 | | 01/99- | F | | | | | | 37 | 72 | | | | | | 33 | | | -ABS |
| 19-2184 | | -01/99 | F | | | | | | 35 | 72 | | | | | | 33 | | | -ABS |
| 19-2528 | | -09/98 | R | | | 29 | | | 25 | | 128 | | | | | 64 | | | Brake disc |
| 19-2595 | | -09/98 | R | | | | | | 25 | 52 | | | | | | 37 | | | +/-ABS, Brake drum, Payload standard |
| 19-2686 | | 09/98- | R | | | | | | 25 | 52 | | | | | | 37 | | | -ABS, Brake drum |
| 1.8 i (66 kW) Eng.LFX (XU7JB) 10/97-9/00 | | | | | | | | | | | | | | | | | | | |
| 19-2129 | | | F | | | | | | 42 | 82 | | | | | | 36 | | | +ABS |
| 19-2165 | | 01/99- | F | | | | | | 37 | 72 | | | | | | 33 | | | -ABS |
| 19-2184 | | -01/99 | F | | | | | | 35 | 72 | | | | | | 33 | | | -ABS |
| 19-2528 | | -09/98 | R | | | 29 | | | 25 | | 128 | | | | | 64 | | | Brake disc |
| 19-2595 | | -09/98 | R | | | | | | 25 | 52 | | | | | | 37 | | | +/-ABS, Brake drum, Payload standard |
| 19-2686 | | 09/98- | R | | | | | | 25 | 52 | | | | | | 37 | | | -ABS, Brake drum |

CITROEN

| METELLI ref | Spare Parts | | F/R | L/R | | | ABS | A | B | C | D | E | F | G | H | I | L | M | Fig | NOTE |
|---|-------------|--------|-----|-----|--|--|-----|---|---|----|----|-----|---|---|---|---|---|----|-----|--------------------------------------|
| 1.8 i 16V (81 kW) Eng.LFY (XU7JP4) 10/97-9/00 | | | | | | | | | | | | | | | | | | | | |
| 19-2129 | | | F | | | | | | | 42 | 82 | | | | | | | 36 | | +ABS |
| 19-2165 | | 01/99- | F | | | | | | | 37 | 72 | | | | | | | 33 | | -ABS |
| 19-2184 | | -01/99 | F | | | | | | | 35 | 72 | | | | | | | 33 | | -ABS |
| 19-2528 | | -09/98 | R | | | | 29 | | | 25 | | 128 | | | | | | 64 | | Brake disc |
| 19-2595 | | -09/98 | R | | | | | | | 25 | 52 | | | | | | | 37 | | +/-ABS, Brake drum, Payload standard |
| 19-2686 | | 09/98- | R | | | | | | | 25 | 52 | | | | | | | 37 | | -ABS, Brake drum |
| 1.8 i Aut. (74 kW) Eng.LFZ (XU7JP) 10/97-9/00 | | | | | | | | | | | | | | | | | | | | |
| 19-2129 | | | F | | | | | | | 42 | 82 | | | | | | | 36 | | +ABS |
| 19-2165 | | 01/99- | F | | | | | | | 37 | 72 | | | | | | | 33 | | -ABS |
| 19-2184 | | -01/99 | F | | | | | | | 35 | 72 | | | | | | | 33 | | -ABS |
| 19-2528 | | -09/98 | R | | | | 29 | | | 25 | | 128 | | | | | | 64 | | Brake disc |
| 19-2595 | | -09/98 | R | | | | | | | 25 | 52 | | | | | | | 37 | | +/-ABS, Brake drum, Payload standard |
| 19-2686 | | 09/98- | R | | | | | | | 25 | 52 | | | | | | | 37 | | -ABS, Brake drum |
| 1.9 D (50 kW) Eng.DJY (XUD9A) 10/97-9/00 | | | | | | | | | | | | | | | | | | | | |
| 19-2129 | | | F | | | | | | | 42 | 82 | | | | | | | 36 | | +ABS |
| 19-2165 | | 01/99- | F | | | | | | | 37 | 72 | | | | | | | 33 | | -ABS |
| 19-2184 | | -01/99 | F | | | | | | | 35 | 72 | | | | | | | 33 | | -ABS |
| 19-2528 | | -09/98 | R | | | | 29 | | | 25 | | 128 | | | | | | 64 | | Brake disc |
| 19-2595 | | -09/98 | R | | | | | | | 25 | 52 | | | | | | | 37 | | +/-ABS, Brake drum, Payload standard |
| 19-2686 | | 09/98- | R | | | | | | | 25 | 52 | | | | | | | 37 | | -ABS, Brake drum |
| 1.9 D (51 kW) Eng.WJY (DW8B) (11.00-), WJZ (DW8) (-11.00) 7/98-8/05 | | | | | | | | | | | | | | | | | | | | |
| 19-2129 | | | F | | | | | | | 42 | 82 | | | | | | | 36 | | +ABS |
| 19-2165 | | 01/99- | F | | | | | | | 37 | 72 | | | | | | | 33 | | -ABS |
| 19-2184 | | -01/99 | F | | | | | | | 35 | 72 | | | | | | | 33 | | -ABS |
| 19-2528 | | -09/98 | R | | | | 29 | | | 25 | | 128 | | | | | | 64 | | Brake disc |
| 19-2595 | | -09/98 | R | | | | | | | 25 | 52 | | | | | | | 37 | | +/-ABS, Brake drum, Payload standard |
| 19-2686 | | 09/98- | R | | | | | | | 25 | 52 | | | | | | | 37 | | -ABS, Brake drum |

CITROEN

| METELLI ref | Spare Parts | | F/R | L/R | | | ABS | A | B | C | D | E | F | G | H | I | L | M | Fig | NOTE |
|--|-------------|--------|-----|-----|--|--|-----|---|---|----|----|-----|---|---|---|---|---|---|-----|--|
| 1.9 D (55 kW) Eng.DHV (XUD9BSD) 1/98-9/00 | | | | | | | | | | | | | | | | | | | | |
| 19-2129 | | | F | | | | | | | 42 | 82 | | | | | | | | 36 | +ABS |
| 19-2165 | | 01/99- | F | | | | | | | 37 | 72 | | | | | | | | 33 | -ABS |
| 19-2184 | | -01/99 | F | | | | | | | 35 | 72 | | | | | | | | 33 | -ABS |
| 19-2528 | | -09/98 | R | | | | 29 | | | 25 | | 128 | | | | | | | 64 | Brake disc |
| 19-2595 | | -09/98 | R | | | | | | | 25 | 52 | | | | | | | | 37 | +/-ABS, Brake drum, Payload standard |
| 19-2686 | | 09/98- | R | | | | | | | 25 | 52 | | | | | | | | 37 | -ABS, Brake drum |
| 1.9 TD (66 kW) Eng.DHY (XUD9TE/Y) 10/97-9/00 | | | | | | | | | | | | | | | | | | | | |
| 19-2129 | | | F | | | | | | | 42 | 82 | | | | | | | | 36 | +ABS |
| 19-2165 | | 01/99- | F | | | | | | | 37 | 72 | | | | | | | | 33 | -ABS |
| 19-2184 | | -01/99 | F | | | | | | | 35 | 72 | | | | | | | | 33 | -ABS |
| 19-2528 | | -09/98 | R | | | | 29 | | | 25 | | 128 | | | | | | | 64 | Brake disc |
| 19-2595 | | -09/98 | R | | | | | | | 25 | 52 | | | | | | | | 37 | +/-ABS, Brake drum, Payload standard |
| 19-2686 | | 09/98- | R | | | | | | | 25 | 52 | | | | | | | | 37 | -ABS, Brake drum |
| 2.0 16V (97 kW) Eng.RFV (XU10J4R) 7/98-9/00 | | | | | | | | | | | | | | | | | | | | |
| 19-2129 | | | F | | | | | | | 42 | 82 | | | | | | | | 36 | +ABS |
| 19-2184 | | -01/99 | F | | | | | | | 35 | 72 | | | | | | | | 33 | -ABS |
| 19-2528 | | -09/98 | R | | | | 29 | | | 25 | | 128 | | | | | | | 64 | Eng. XU10J4R, Brake disc |
| 19-2595 | | -09/98 | R | | | | | | | 25 | 52 | | | | | | | | 37 | Eng. XU10J4R, +/-ABS, Brake drum, Payload standard |
| 19-2686 | | 09/98- | R | | | | | | | 25 | 52 | | | | | | | | 37 | Eng. XU10J4R, -ABS, Brake drum |
| 2.0 16V (100 kW) Eng.RFN (EW10J4) 9/00-8/05 | | | | | | | | | | | | | | | | | | | | |
| 19-2129 | | | F | | | | | | | 42 | 82 | | | | | | | | 36 | |
| 19-2528 | | | R | | | | 29 | | | 25 | | 128 | | | | | | | 64 | Eng. EW10J4, Brake disc |
| 19-2686 | | | R | | | | | | | 25 | 52 | | | | | | | | 37 | Eng. EW10J4, -ABS, Brake drum |
| 2.0 HDi 109 (80 kW) Eng.RHZ (DW10ATED) 5/01-8/05 | | | | | | | | | | | | | | | | | | | | |
| 19-2129 | | | F | | | | | | | 42 | 82 | | | | | | | | 36 | |
| 19-2528 | | | R | | | | 29 | | | 25 | | 128 | | | | | | | 64 | Brake disc |
| 19-2686 | | | R | | | | | | | 25 | 52 | | | | | | | | 37 | -ABS, Brake drum |

CITROEN

| METELLI ref | Spare Parts | | F/R | L/R | | | ABS | A | B | C | D | E | F | G | H | I | L | M | Fig | NOTE |
|--|-------------|--------|-----|-----|--|--|-----|---|---|----|----|-----|---|---|---|---|---|----|-----|--------------------------------------|
| 2.0 HDI 90 (66 kW) Eng.RHY (DW10TD) 2/99-8/05 | | | | | | | | | | | | | | | | | | | | |
| 19-2129 | | | F | | | | | | | 42 | 82 | | | | | | | 36 | | +ABS |
| 19-2528 | | | R | | | | 29 | | | 25 | | 128 | | | | | | 64 | | Brake disc |
| 19-2686 | | | R | | | | | | | 25 | 52 | | | | | | | 37 | | -ABS, Brake drum |
| Xsara Coupe (N0) 1/98-3/05 | | | | | | | | | | | | | | | | | | | | |
| 1.4 HDi (50 kW) Eng.8HX (DV4TD) 1/03-3/05 | | | | | | | | | | | | | | | | | | | | |
| 19-2129 | | | F | | | | | | | 42 | 82 | | | | | | | 36 | | |
| 19-2528 | | | R | | | | 29 | | | 25 | | 128 | | | | | | 64 | | Brake disc |
| 19-2686 | | | R | | | | | | | 25 | 52 | | | | | | | 37 | | -ABS, Brake drum |
| 1.4 i (55 kW) Eng.KFW (TU3JP) (11.00-), KFX (TU3JP) (-11.00) 3/98-3/05 | | | | | | | | | | | | | | | | | | | | |
| 19-2129 | | | F | | | | | | | 42 | 82 | | | | | | | 36 | | +ABS |
| 19-2165 | | 01/99- | F | | | | | | | 37 | 72 | | | | | | | 33 | | -ABS |
| 19-2184 | | -01/99 | F | | | | | | | 35 | 72 | | | | | | | 33 | | -ABS |
| 19-2528 | | -09/98 | R | | | | 29 | | | 25 | | 128 | | | | | | 64 | | Brake disc |
| 19-2595 | | -09/98 | R | | | | | | | 25 | 52 | | | | | | | 37 | | +/-ABS, Brake drum, Payload standard |
| 19-2686 | | 09/98- | R | | | | | | | 25 | 52 | | | | | | | 37 | | -ABS, Brake drum |
| 1.6 16V (80 kW) Eng.NFU (TU5JP4) 9/00-3/05 | | | | | | | | | | | | | | | | | | | | |
| 19-2129 | | | F | | | | | | | 42 | 82 | | | | | | | 36 | | +ABS |
| 19-2165 | | | F | | | | | | | 37 | 72 | | | | | | | 33 | | -ABS |
| 19-2528 | | | R | | | | 29 | | | 25 | | 128 | | | | | | 64 | | Brake disc |
| 19-2686 | | | R | | | | | | | 25 | 52 | | | | | | | 37 | | -ABS, Brake drum |
| 1.6 i (65 kW) Eng.NFZ (TU5JP) 2/98-9/00 | | | | | | | | | | | | | | | | | | | | |
| 19-2129 | | | F | | | | | | | 42 | 82 | | | | | | | 36 | | +ABS |
| 19-2165 | | 01/99- | F | | | | | | | 37 | 72 | | | | | | | 33 | | -ABS |
| 19-2184 | | -01/99 | F | | | | | | | 35 | 72 | | | | | | | 33 | | -ABS |
| 19-2528 | | -09/98 | R | | | | 29 | | | 25 | | 128 | | | | | | 64 | | Brake disc |
| 19-2595 | | -09/98 | R | | | | | | | 25 | 52 | | | | | | | 37 | | +/-ABS, Brake drum, Payload standard |
| 19-2686 | | 09/98- | R | | | | | | | 25 | 52 | | | | | | | 37 | | -ABS, Brake drum |

CITROEN

| METELLI ref | Spare Parts | | F/R | L/R | | | ABS | A | B | C | D | E | F | G | H | I | L | M | Fig | NOTE |
|--|-------------|--------|-----|-----|--|--|-----|---|---|----|----|-----|---|---|---|---|---|----|-----|--------------------------------------|
| 1.8 (85 kW) Eng.6FZ (EW7J4) 9/00-10/04 | | | | | | | | | | | | | | | | | | | | |
| 19-2129 | | | F | | | | | | | 42 | 82 | | | | | | | 36 | | +ABS |
| 1.8 i (66 kW) Eng.LFX (XU7JB) 2/98-9/00 | | | | | | | | | | | | | | | | | | | | |
| 19-2129 | | | F | | | | | | | 42 | 82 | | | | | | | 36 | | +ABS |
| 19-2165 | | 01/99- | F | | | | | | | 37 | 72 | | | | | | | 33 | | -ABS |
| 19-2184 | | -01/99 | F | | | | | | | 35 | 72 | | | | | | | 33 | | -ABS |
| 19-2528 | | -09/98 | R | | | | 29 | | | 25 | | 128 | | | | | | 64 | | Brake disc |
| 19-2595 | | -09/98 | R | | | | | | | 25 | 52 | | | | | | | 37 | | +/-ABS, Brake drum, Payload standard |
| 19-2686 | | 09/98- | R | | | | | | | 25 | 52 | | | | | | | 37 | | -ABS, Brake drum |
| 1.8 i (74 kW) Eng.LFZ (XU7JP) 2/98-9/00 | | | | | | | | | | | | | | | | | | | | |
| 19-2129 | | | F | | | | | | | 42 | 82 | | | | | | | 36 | | +ABS |
| 19-2165 | | 01/99- | F | | | | | | | 37 | 72 | | | | | | | 33 | | -ABS |
| 19-2184 | | -01/99 | F | | | | | | | 35 | 72 | | | | | | | 33 | | -ABS |
| 19-2528 | | -09/98 | R | | | | 29 | | | 25 | | 128 | | | | | | 64 | | Brake disc |
| 19-2595 | | -09/98 | R | | | | | | | 25 | 52 | | | | | | | 37 | | +/-ABS, Brake drum, Payload standard |
| 19-2686 | | 09/98- | R | | | | | | | 25 | 52 | | | | | | | 37 | | -ABS, Brake drum |
| 1.8 i 16V (81 kW) Eng.LFY (XU7JP4) 2/98-9/00 | | | | | | | | | | | | | | | | | | | | |
| 19-2129 | | | F | | | | | | | 42 | 82 | | | | | | | 36 | | +ABS |
| 19-2165 | | 01/99- | F | | | | | | | 37 | 72 | | | | | | | 33 | | -ABS |
| 19-2184 | | -01/99 | F | | | | | | | 35 | 72 | | | | | | | 33 | | -ABS |
| 19-2528 | | -09/98 | R | | | | 29 | | | 25 | | 128 | | | | | | 64 | | Brake disc |
| 19-2595 | | -09/98 | R | | | | | | | 25 | 52 | | | | | | | 37 | | +/-ABS, Brake drum, Payload standard |
| 19-2686 | | 09/98- | R | | | | | | | 25 | 52 | | | | | | | 37 | | -ABS, Brake drum |
| 1.9 D (50 kW) Eng.DJY (XUD9A) 2/98-9/00 | | | | | | | | | | | | | | | | | | | | |
| 19-2129 | | | F | | | | | | | 42 | 82 | | | | | | | 36 | | +ABS |
| 19-2165 | | 01/99- | F | | | | | | | 37 | 72 | | | | | | | 33 | | -ABS |
| 19-2184 | | -01/99 | F | | | | | | | 35 | 72 | | | | | | | 33 | | -ABS |
| 19-2528 | | -09/98 | R | | | | 29 | | | 25 | | 128 | | | | | | 64 | | Brake disc |
| 19-2595 | | -09/98 | R | | | | | | | 25 | 52 | | | | | | | 37 | | +/-ABS, Brake drum, Payload standard |

CITROEN

| METELLI ref | Spare Parts | | F/R | L/R | | ABS | A | B | C | D | E | F | G | H | I | L | M | Fig | NOTE |
|---|-------------|--------|-----|-----|--|-----|---|---|----|----|-----|---|---|---|---|----|---|-----|--------------------------------------|
| 19-2686 | | 09/98- | R | | | | | | 25 | 52 | | | | | | 37 | | | -ABS, Brake drum |
| 1.9 D (51 kW) Eng.WJY (DW8B) (11.00-), WJZ (DW8) (-11.00) 2/99-3/05 | | | | | | | | | | | | | | | | | | | |
| 19-2129 | | | F | | | | | | 42 | 82 | | | | | | 36 | | | +ABS |
| 19-2165 | | | F | | | | | | 37 | 72 | | | | | | 33 | | | |
| 19-2528 | | | R | | | 29 | | | 25 | | 128 | | | | | 64 | | | Brake disc |
| 19-2686 | | | R | | | | | | 25 | 52 | | | | | | 37 | | | -ABS, Brake drum |
| 1.9 TD (66 kW) Eng.DHY (XUD9TE/Y) 2/98-9/00 | | | | | | | | | | | | | | | | | | | |
| 19-2129 | | | F | | | | | | 42 | 82 | | | | | | 36 | | | +ABS |
| 19-2165 | | 01/99- | F | | | | | | 37 | 72 | | | | | | 33 | | | -ABS |
| 19-2184 | | -01/99 | F | | | | | | 35 | 72 | | | | | | 33 | | | -ABS |
| 19-2528 | | -09/98 | R | | | 29 | | | 25 | | 128 | | | | | 64 | | | Brake disc |
| 19-2595 | | -09/98 | R | | | | | | 25 | 52 | | | | | | 37 | | | +/-ABS, Brake drum, Payload standard |
| 19-2686 | | 09/98- | R | | | | | | 25 | 52 | | | | | | 37 | | | -ABS, Brake drum |
| 2.0 16V (100 kW) Eng.RFN (EW10J4) 9/00-3/05 | | | | | | | | | | | | | | | | | | | |
| 19-2129 | | | F | | | | | | 42 | 82 | | | | | | 36 | | | |
| 19-2528 | | | R | | | 29 | | | 25 | | 128 | | | | | 64 | | | Brake disc |
| 19-2686 | | | R | | | | | | 25 | 52 | | | | | | 37 | | | -ABS, Brake drum |
| 2.0 HDi 109 (80 kW) Eng.RHZ (DW10ATED) 5/01-3/05 | | | | | | | | | | | | | | | | | | | |
| 19-2129 | | | F | | | | | | 42 | 82 | | | | | | 36 | | | |
| 19-2528 | | | R | | | 29 | | | 25 | | 128 | | | | | 64 | | | Brake disc |
| 19-2686 | | | R | | | | | | 25 | 52 | | | | | | 37 | | | -ABS, Brake drum |
| 2.0 HDi 90 (66 kW) Eng.RHY (DW10TD) 2/99-3/05 | | | | | | | | | | | | | | | | | | | |
| 19-2129 | | | F | | | | | | 42 | 82 | | | | | | 36 | | | |
| 19-2528 | | | R | | | 29 | | | 25 | | 128 | | | | | 64 | | | Brake disc |
| 19-2686 | | | R | | | | | | 25 | 52 | | | | | | 37 | | | -ABS, Brake drum |
| 2.0 i 16V (120 kW) Eng.RFS (XU10J4RS) 2/98-3/05 | | | | | | | | | | | | | | | | | | | |
| 19-2129 | | | F | | | | | | 42 | 82 | | | | | | 36 | | | +ABS |
| 19-2165 | | 01/99- | F | | | | | | 37 | 72 | | | | | | 33 | | | -ABS |
| 19-2184 | | -01/99 | F | | | | | | 35 | 72 | | | | | | 33 | | | -ABS |

CITROEN

| METELLI ref | Spare Parts | | F/R | L/R | | ABS | A | B | C | D | E | F | G | H | I | L | M | Fig | NOTE |
|-------------|-------------|--------|-----|-----|--|-----|---|---|----|----|-----|---|---|---|---|----|---|-----|--------------------------------------|
| 19-2528 | | -09/98 | R | | | 29 | | | 25 | | 128 | | | | | 64 | | | Brake disc |
| 19-2595 | | -09/98 | R | | | | | | 25 | 52 | | | | | | 37 | | | +/-ABS, Brake drum, Payload standard |
| 19-2686 | | 09/98- | R | | | | | | 25 | 52 | | | | | | 37 | | | -ABS, Brake drum |

Xsara Picasso (N68) 12/99-1/70

1.6 (65 kW) Eng.NFZ (TU5JP) (06.00-.) 12/99-9/01

| | | | | | | | | | | | | | | | | | | | |
|---------|--|--|---|--|--|----|--|--|----|----|-------|--|--|--|--|------|--|--|---------------------|
| 19-2129 | | | F | | | | | | 42 | 82 | | | | | | 36 | | | |
| 19-2667 | | | R | | | | | | 32 | | 128 | | | | | 59,2 | | | -ABS |
| 19-2712 | | | R | | | 29 | | | 32 | | 129,2 | | | | | 59,2 | | | +ABS |
| 19-2747 | | | R | | | 48 | | | 32 | 65 | 128 | | | | | 58,9 | | | +ABS |
| 19-2764 | | | R | | | | | | 32 | 65 | 128 | | | | | 60 | | | Made in Spain, +ABS |

1.6 (67 kW) Eng.NFZ (TU5JP) 6/02-8/05

| | | | | | | | | | | | | | | | | | | | |
|---------|--|--|---|--|--|--|--|--|----|----|--|--|--|--|--|----|--|--|--|
| 19-2129 | | | F | | | | | | 42 | 82 | | | | | | 36 | | | |
|---------|--|--|---|--|--|--|--|--|----|----|--|--|--|--|--|----|--|--|--|

1.6 (70 kW) Eng.NFV (TU5JP) 12/99-12/10

| | | | | | | | | | | | | | | | | | | | |
|---------|--|--------|---|--|--|----|--|--|----|----|-------|--|--|--|--|------|--|--|---------------------|
| 19-2129 | | | F | | | | | | 42 | 82 | | | | | | 36 | | | |
| 19-2667 | | | R | | | | | | 32 | | 128 | | | | | 59,2 | | | -ABS |
| 19-2712 | | -10/04 | R | | | 29 | | | 32 | | 129,2 | | | | | 59,2 | | | +ABS |
| 19-2747 | | -10/04 | R | | | 48 | | | 32 | 65 | 128 | | | | | 58,9 | | | +ABS |
| 19-2764 | | 11/04- | R | | | | | | 32 | 65 | 128 | | | | | 60 | | | Made in Spain, +ABS |

1.6 16V (80 kW) Eng.NFU (TU5JP4) 9/05-12/11

| | | | | | | | | | | | | | | | | | | | |
|---------|--|--|---|--|--|--|--|--|----|----|-----|--|--|--|--|------|--|--|---------------------|
| 19-2129 | | | F | | | | | | 42 | 82 | | | | | | 36 | | | |
| 19-2667 | | | R | | | | | | 32 | | 128 | | | | | 59,2 | | | -ABS |
| 19-2764 | | | R | | | | | | 32 | 65 | 128 | | | | | 60 | | | Made in Spain, +ABS |

1.6 16V (81 kW) Eng.NFU (TU5JP4) 6/05-9/06

| | | | | | | | | | | | | | | | | | | | |
|---------|--|--|---|--|--|--|--|--|----|----|--|--|--|--|--|----|--|--|--|
| 19-2129 | | | F | | | | | | 42 | 82 | | | | | | 36 | | | |
|---------|--|--|---|--|--|--|--|--|----|----|--|--|--|--|--|----|--|--|--|

1.6 16V LPG (80 kW) Eng.- 6/04-12/10

| | | | | | | | | | | | | | | | | | | | |
|---------|--|--|---|--|--|--|--|--|----|----|--|--|--|--|--|----|--|--|------|
| 19-2129 | | | F | | | | | | 42 | 82 | | | | | | 36 | | | +ABS |
|---------|--|--|---|--|--|--|--|--|----|----|--|--|--|--|--|----|--|--|------|

1.6 Chrono (74 kW) Eng.NFV (TU5JP) 4/01-10/04

| | | | | | | | | | | | | | | | | | | | |
|---------|--|--|---|--|--|--|--|--|----|----|--|--|--|--|--|----|--|--|--|
| 19-2129 | | | F | | | | | | 42 | 82 | | | | | | 36 | | | |
|---------|--|--|---|--|--|--|--|--|----|----|--|--|--|--|--|----|--|--|--|

CITROEN

| METELLI ref | Spare Parts | | F/R | L/R | | | ABS | A | B | C | D | E | F | G | H | I | L | M | Fig | NOTE |
|---|-------------|--------|-----|-----|--|--|-----|---|---|----|----|-------|---|---|---|---|------|---|-----|---------------------|
| 19-2667 | | | R | | | | | | | 32 | | 128 | | | | | 59,2 | | | -ABS |
| 19-2712 | | | R | | | | 29 | | | 32 | | 129,2 | | | | | 59,2 | | | +ABS |
| 19-2747 | | | R | | | | 48 | | | 32 | 65 | 128 | | | | | 58,9 | | | +ABS |
| 1.6 HDi (66 kW) Eng.9HX (DV6ATED4) 9/05-12/11 | | | | | | | | | | | | | | | | | | | | |
| 19-2129 | | | F | | | | | | | 42 | 82 | | | | | | 36 | | | |
| 19-2667 | | | R | | | | | | | 32 | | 128 | | | | | 59,2 | | | -ABS |
| 19-2764 | | | R | | | | | | | 32 | 65 | 128 | | | | | 60 | | | Made in Spain, +ABS |
| 1.6 HDi (80 kW) Eng.9HY (DV6TED4), 9HZ (DV6TED4) 5/04-12/11 | | | | | | | | | | | | | | | | | | | | |
| 19-2129 | | | F | | | | | | | 42 | 82 | | | | | | 36 | | | |
| 19-2667 | | | R | | | | | | | 32 | | 128 | | | | | 59,2 | | | -ABS |
| 19-2712 | | -10/04 | R | | | | 29 | | | 32 | | 129,2 | | | | | 59,2 | | | +ABS |
| 19-2747 | | -10/04 | R | | | | 48 | | | 32 | 65 | 128 | | | | | 58,9 | | | +ABS |
| 19-2764 | | 11/04- | R | | | | | | | 32 | 65 | 128 | | | | | 60 | | | Made in Spain, +ABS |
| 1.8 16V (85 kW) Eng.6FZ (EW7J4) 2/00-8/05 | | | | | | | | | | | | | | | | | | | | |
| 19-2129 | | | F | | | | | | | 42 | 82 | | | | | | 36 | | | |
| 19-2712 | | -10/04 | R | | | | 29 | | | 32 | | 129,2 | | | | | 59,2 | | | +ABS |
| 19-2747 | | -10/04 | R | | | | 48 | | | 32 | 65 | 128 | | | | | 58,9 | | | +ABS |
| 19-2764 | | 11/04- | R | | | | | | | 32 | 65 | 128 | | | | | 60 | | | Made in Spain, +ABS |
| 1.8 SX (76 kW) Eng.LFY (XU7JP4) 6/00-8/05 | | | | | | | | | | | | | | | | | | | | |
| 19-2129 | | | F | | | | | | | 42 | 82 | | | | | | 36 | | | |
| 2.0 16V (100 kW) Eng.RFN (EW10J4) 1/03-6/12 | | | | | | | | | | | | | | | | | | | | |
| 19-2129 | | | F | | | | | | | 42 | 82 | | | | | | 36 | | | |
| 19-2667 | | | R | | | | | | | 32 | | 128 | | | | | 59,2 | | | -ABS |
| 19-2712 | | -10/04 | R | | | | 29 | | | 32 | | 129,2 | | | | | 59,2 | | | +ABS |
| 19-2747 | | -10/04 | R | | | | 48 | | | 32 | 65 | 128 | | | | | 58,9 | | | +ABS |
| 19-2764 | | 11/04- | R | | | | | | | 32 | 65 | 128 | | | | | 60 | | | Made in Spain, +ABS |
| 2.0 16V (101 kW) Eng.RFN (EW10J4) 12/99-11/11 | | | | | | | | | | | | | | | | | | | | |
| 19-2129 | | | F | | | | | | | 42 | 82 | | | | | | 36 | | | |

CITROEN

| METELLI ref | Spare Parts | | F/R | L/R | | | ABS | A | B | C | D | E | F | G | H | I | L | M | Fig | NOTE |
|---|-------------|--------|-----|-----|--|--|-----|---|---|----|----|-------|---|---|---|---|---|------|-----|--------------------------------------|
| 2.0 HDi (66 kW) Eng.RHY (DW10TD) 12/99-12/11 | | | | | | | | | | | | | | | | | | | | |
| 19-2129 | | | F | | | | | | | 42 | 82 | | | | | | | 36 | | |
| 19-2667 | | | R | | | | | | | 32 | | 128 | | | | | | 59,2 | | -ABS |
| 19-2712 | | -10/04 | R | | | | 29 | | | 32 | | 129,2 | | | | | | 59,2 | | +ABS |
| 19-2747 | | -10/04 | R | | | | 48 | | | 32 | 65 | 128 | | | | | | 58,9 | | +ABS |
| 19-2764 | | 11/04- | R | | | | | | | 32 | 65 | 128 | | | | | | 60 | | Made in Spain, +ABS |
| ZX (N2) 3/91-7/99 | | | | | | | | | | | | | | | | | | | | |
| 1,1 (40 kW) Eng.H1A, H1B 3/91-8/93 | | | | | | | | | | | | | | | | | | | | |
| 19-2129 | | | F | | | | | | | 42 | 82 | | | | | | | 36 | | +ABS |
| 19-2184 | | | F | | | | | | | 35 | 72 | | | | | | | 33 | | -ABS |
| 19-2528 | | | R | | | | 29 | | | 25 | | 128 | | | | | | 64 | | Brake disc |
| 19-2595 | | | R | | | | | | | 25 | 52 | | | | | | | 37 | | +/-ABS, Brake drum, Payload standard |
| 1.1 (44 kW) Eng.HDZ (TU1M) 3/91-6/97 | | | | | | | | | | | | | | | | | | | | |
| 19-2129 | | | F | | | | | | | 42 | 82 | | | | | | | 36 | | +ABS |
| 19-2184 | | | F | | | | | | | 35 | 72 | | | | | | | 33 | | -ABS |
| 19-2528 | | | R | | | | 29 | | | 25 | | 128 | | | | | | 64 | | Brake disc |
| 19-2595 | | | R | | | | | | | 25 | 52 | | | | | | | 37 | | +/-ABS, Brake drum, Payload standard |
| 1.4 (55 kW) Eng.KDZ (TU3M/Z) 3/91-6/97 | | | | | | | | | | | | | | | | | | | | |
| 19-2129 | | | F | | | | | | | 42 | 82 | | | | | | | 36 | | +ABS |
| 19-2184 | | | F | | | | | | | 35 | 72 | | | | | | | 33 | | -ABS |
| 19-2528 | | | R | | | | 29 | | | 25 | | 128 | | | | | | 64 | | Brake disc |
| 19-2595 | | | R | | | | | | | 25 | 52 | | | | | | | 37 | | +/-ABS, Brake drum, Payload standard |
| 1.4 i (55 kW) Eng.KDX (TU3M/Z) (03.91-.), KDZ (TU3M/Z), KFX (TU3JP) 3/91-6/97 | | | | | | | | | | | | | | | | | | | | |
| 19-2129 | | | F | | | | | | | 42 | 82 | | | | | | | 36 | | +ABS |
| 19-2184 | | | F | | | | | | | 35 | 72 | | | | | | | 33 | | -ABS |
| 19-2528 | | | R | | | | 29 | | | 25 | | 128 | | | | | | 64 | | Brake disc |
| 19-2595 | | | R | | | | | | | 25 | 52 | | | | | | | 37 | | +/-ABS, Brake drum, Payload standard |

CITROEN

| METELLI ref | Spare Parts | | F/R | L/R | | | ABS | A | B | C | D | E | F | G | H | I | L | M | Fig | NOTE |
|---|-------------|--|-----|-----|--|--|-----|---|---|----|----|-----|---|---|---|---|---|---|-----|--------------------------------------|
| 1.6 (66 kW) Eng.BDY (XU5M), BFZ (XU5JP) 7/94-10/97 | | | | | | | | | | | | | | | | | | | | |
| 19-2129 | | | F | | | | | | | 42 | 82 | | | | | | | | 36 | |
| 19-2528 | | | R | | | | 29 | | | 25 | | 128 | | | | | | | 64 | Brake disc |
| 19-2595 | | | R | | | | | | | 25 | 52 | | | | | | | | 37 | +/-ABS, Brake drum, Payload standard |
| 1.6 i (65 kW) Eng.BDY (XU5M) (03.91-12.93), BFZ (XU5JP) (10.93-.) 3/91-6/97 | | | | | | | | | | | | | | | | | | | | |
| 19-2129 | | | F | | | | | | | 42 | 82 | | | | | | | | 36 | |
| 19-2528 | | | R | | | | 29 | | | 25 | | 128 | | | | | | | 64 | Brake disc |
| 19-2595 | | | R | | | | | | | 25 | 52 | | | | | | | | 37 | +/-ABS, Brake drum, Payload standard |
| 1.8 (76 kW) Eng.LFZ (XU7JP) 3/91-10/97 | | | | | | | | | | | | | | | | | | | | |
| 19-2129 | | | F | | | | | | | 42 | 82 | | | | | | | | 36 | |
| 19-2528 | | | R | | | | 29 | | | 25 | | 128 | | | | | | | 64 | Brake disc |
| 19-2595 | | | R | | | | | | | 25 | 52 | | | | | | | | 37 | +/-ABS, Brake drum, Payload standard |
| 1.8 (82 kW) Eng.LFY (XU7JP4) 4/96-10/97 | | | | | | | | | | | | | | | | | | | | |
| 19-2129 | | | F | | | | | | | 42 | 82 | | | | | | | | 36 | |
| 1.8 D (44 kW) Eng.161A (XUD7) 6/93-6/97 | | | | | | | | | | | | | | | | | | | | |
| 19-2129 | | | F | | | | | | | 42 | 82 | | | | | | | | 36 | |
| 19-2528 | | | R | | | | 29 | | | 25 | | 128 | | | | | | | 64 | Brake disc |
| 19-2595 | | | R | | | | | | | 25 | 52 | | | | | | | | 37 | +/-ABS, Brake drum, Payload standard |
| 1.8 i (74 kW) Eng.LFZ (XU7JP) 7/92-6/97 | | | | | | | | | | | | | | | | | | | | |
| 19-2129 | | | F | | | | | | | 42 | 82 | | | | | | | | 36 | |
| 19-2528 | | | R | | | | 29 | | | 25 | | 128 | | | | | | | 64 | Brake disc |
| 19-2595 | | | R | | | | | | | 25 | 52 | | | | | | | | 37 | +/-ABS, Brake drum, Payload standard |
| 1.8 i 16V (81 kW) Eng.LFY (XU7JP4) 1/96-6/97 | | | | | | | | | | | | | | | | | | | | |
| 19-2129 | | | F | | | | | | | 42 | 82 | | | | | | | | 36 | |
| 19-2528 | | | R | | | | 29 | | | 25 | | 128 | | | | | | | 64 | Brake disc |
| 19-2595 | | | R | | | | | | | 25 | 52 | | | | | | | | 37 | +/-ABS, Brake drum, Payload standard |
| 1.9 (93 kW) Eng.D6E (XU9JA) 3/91-6/97 | | | | | | | | | | | | | | | | | | | | |
| 19-2129 | | | F | | | | | | | 42 | 82 | | | | | | | | 36 | |
| 19-2528 | | | R | | | | 29 | | | 25 | | 128 | | | | | | | 64 | Brake disc |

CITROEN

| METELLI ref | Spare Parts | | F/R | L/R | | ABS | A | B | C | D | E | F | G | H | I | L | M | Fig | NOTE |
|--|-------------|--|-----|-----|--|-----|---|---|----|----|-----|---|---|---|---|----|---|-----|--------------------------------------|
| 19-2595 | | | R | | | | | | 25 | 52 | | | | | | 37 | | | +/-ABS, Brake drum, Payload standard |
| 1.9 (96 kW) Eng.D6E (XU9JA) 3/91-9/93 | | | | | | | | | | | | | | | | | | | |
| 19-2129 | | | F | | | | | | 42 | 82 | | | | | | 36 | | | |
| 1.9 D (47 kW) Eng.DJZ (XUD9A) 3/91-6/97 | | | | | | | | | | | | | | | | | | | |
| 19-2129 | | | F | | | | | | 42 | 82 | | | | | | 36 | | | |
| 19-2528 | | | R | | | 29 | | | 25 | | 128 | | | | | 64 | | | Brake disc |
| 19-2595 | | | R | | | | | | 25 | 52 | | | | | | 37 | | | +/-ABS, Brake drum, Payload standard |
| 1.9 D (50 kW) Eng.D9B (XUD9A/U), DJY (XUD9A) 7/93-6/97 | | | | | | | | | | | | | | | | | | | |
| 19-2129 | | | F | | | | | | 42 | 82 | | | | | | 36 | | | |
| 19-2528 | | | R | | | 29 | | | 25 | | 128 | | | | | 64 | | | Brake disc |
| 19-2595 | | | R | | | | | | 25 | 52 | | | | | | 37 | | | +/-ABS, Brake drum, Payload standard |
| 1.9 DT (65 kW) Eng.DHY (XUD9TE/Y) 7/94-10/97 | | | | | | | | | | | | | | | | | | | |
| 19-2129 | | | F | | | | | | 42 | 82 | | | | | | 36 | | | |
| 19-2528 | | | R | | | 29 | | | 25 | | 128 | | | | | 64 | | | Brake disc |
| 19-2595 | | | R | | | | | | 25 | 52 | | | | | | 37 | | | +/-ABS, Brake drum, Payload standard |
| 1.9 DT (68 kW) Eng.DHY (XUD9TE/Y) 6/92-6/94 | | | | | | | | | | | | | | | | | | | |
| 19-2129 | | | F | | | | | | 42 | 82 | | | | | | 36 | | | |
| 19-2528 | | | R | | | 29 | | | 25 | | 128 | | | | | 64 | | | Brake disc |
| 19-2595 | | | R | | | | | | 25 | 52 | | | | | | 37 | | | +/-ABS, Brake drum, Payload standard |
| 1.9 i (88 kW) Eng.DKZ (XU9JA) 3/91-6/97 | | | | | | | | | | | | | | | | | | | |
| 19-2129 | | | F | | | | | | 42 | 82 | | | | | | 36 | | | |
| 19-2528 | | | R | | | 29 | | | 25 | | 128 | | | | | 64 | | | Brake disc |
| 19-2595 | | | R | | | | | | 25 | 52 | | | | | | 37 | | | +/-ABS, Brake drum, Payload standard |
| 1.9 TD (66 kW) Eng.DHY (XUD9TE/Y) 7/92-6/97 | | | | | | | | | | | | | | | | | | | |
| 19-2129 | | | F | | | | | | 42 | 82 | | | | | | 36 | | | |
| 19-2528 | | | R | | | 29 | | | 25 | | 128 | | | | | 64 | | | Brake disc |
| 19-2595 | | | R | | | | | | 25 | 52 | | | | | | 37 | | | +/-ABS, Brake drum, Payload standard |
| 2.0 (90 kW) Eng.RFX (XU10J2C) 7/94-10/97 | | | | | | | | | | | | | | | | | | | |
| 19-2528 | | | R | | | 29 | | | 25 | | 128 | | | | | 64 | | | Brake disc |

CITROEN

| METELLI ref | Spare Parts | | F/R | L/R | | | ABS | A | B | C | D | E | F | G | H | I | L | M | Fig | NOTE |
|---|-------------|--|-----|-----|--|--|-----|---|---|----|----|-----|---|---|---|---|---|---|-----|--------------------------------------|
| 19-2595 | | | R | | | | | | | 25 | 52 | | | | | | | | 37 | +/-ABS, Brake drum, Payload standard |
| 2.0 (122 kW) Eng.RFS (XU10J4RS) 9/96-10/97 | | | | | | | | | | | | | | | | | | | | |
| 19-2129 | | | F | | | | | | | 42 | 82 | | | | | | | | 36 | |
| 19-2528 | | | R | | | | 29 | | | 25 | | 128 | | | | | | | 64 | Brake disc |
| 19-2595 | | | R | | | | | | | 25 | 52 | | | | | | | | 37 | +/-ABS, Brake drum, Payload standard |
| 2.0 i (89 kW) Eng.RFX (XU10J2C) 7/92-6/97 | | | | | | | | | | | | | | | | | | | | |
| 19-2129 | | | F | | | | | | | 42 | 82 | | | | | | | | 36 | |
| 19-2528 | | | R | | | | 29 | | | 25 | | 128 | | | | | | | 64 | Brake disc |
| 19-2595 | | | R | | | | | | | 25 | 52 | | | | | | | | 37 | +/-ABS, Brake drum, Payload standard |
| 2.0 i 16V (110 kW) Eng.RFT (XU10J4/Z) 6/94-6/97 | | | | | | | | | | | | | | | | | | | | |
| 19-2129 | | | F | | | | | | | 42 | 82 | | | | | | | | 36 | |
| 19-2528 | | | R | | | | 29 | | | 25 | | 128 | | | | | | | 64 | Brake disc |
| 19-2595 | | | R | | | | | | | 25 | 52 | | | | | | | | 37 | +/-ABS, Brake drum, Payload standard |
| 2.0 i 16V (112 kW) Eng.RFT (XU10J4/Z), RFY (XU10J4/Z) 7/92-10/94 | | | | | | | | | | | | | | | | | | | | |
| 19-2129 | | | F | | | | | | | 42 | 82 | | | | | | | | 36 | |
| 19-2528 | | | R | | | | 29 | | | 25 | | 128 | | | | | | | 64 | Brake disc |
| 19-2595 | | | R | | | | | | | 25 | 52 | | | | | | | | 37 | +/-ABS, Brake drum, Payload standard |
| 2.0 i 16V (114 kW) Eng.RFT (XU10J4/Z), RFY (XU10J4/Z) 7/92-10/97 | | | | | | | | | | | | | | | | | | | | |
| 19-2129 | | | F | | | | | | | 42 | 82 | | | | | | | | 36 | |
| 2.0 i 16V (120 kW) Eng.RFS (XU10J4RS) 5/96-6/97 | | | | | | | | | | | | | | | | | | | | |
| 19-2129 | | | F | | | | | | | 42 | 82 | | | | | | | | 36 | |
| 19-2528 | | | R | | | | 29 | | | 25 | | 128 | | | | | | | 64 | Brake disc |
| 19-2595 | | | R | | | | | | | 25 | 52 | | | | | | | | 37 | +/-ABS, Brake drum, Payload standard |
| ZX Break (N2) 10/93-7/99 | | | | | | | | | | | | | | | | | | | | |
| 1.4 i (55 kW) Eng.KDX (TU3M/Z), KDY (TU3M), KFX (TU3JP) 10/93-10/97 | | | | | | | | | | | | | | | | | | | | |
| 19-2129 | | | F | | | | | | | 42 | 82 | | | | | | | | 36 | +ABS |
| 19-2184 | | | F | | | | | | | 35 | 72 | | | | | | | | 33 | -ABS |

CITROEN

| METELLI ref | Spare Parts | | F/R | L/R | | | ABS | A | B | C | D | E | F | G | H | I | L | M | Fig | NOTE |
|--|-------------|--|-----|-----|--|--|-----|---|---|----|----|---|---|---|---|---|---|----|-----|------|
| 1.6 i (65 kW) Eng.BDY (XU5M) (10.93-12.93), BFZ (XU5JP) (10.93-.) 10/93-10/97 | | | | | | | | | | | | | | | | | | | | |
| 19-2129 | | | F | | | | | | | 42 | 82 | | | | | | | 36 | | |
| 1.8 D (43 kW) Eng.XUD7A 6/96-10/97 | | | | | | | | | | | | | | | | | | | | |
| 19-2129 | | | F | | | | | | | 42 | 82 | | | | | | | 36 | | |
| 1.8 D (44 kW) Eng.161A (XUD7) 10/93-10/97 | | | | | | | | | | | | | | | | | | | | |
| 19-2129 | | | F | | | | | | | 42 | 82 | | | | | | | 36 | | |
| 1.8 i (74 kW) Eng.LFZ (XU7JP) 10/93-10/97 | | | | | | | | | | | | | | | | | | | | |
| 19-2129 | | | F | | | | | | | 42 | 82 | | | | | | | 36 | | |
| 1.8 i 16V (81 kW) Eng.LFY (XU7JP4) 1/96-2/98 | | | | | | | | | | | | | | | | | | | | |
| 19-2129 | | | F | | | | | | | 42 | 82 | | | | | | | 36 | | |
| 1.9 D (47 kW) Eng.DJZ (XUD9A) 10/93-10/97 | | | | | | | | | | | | | | | | | | | | |
| 19-2129 | | | F | | | | | | | 42 | 82 | | | | | | | 36 | | |
| 1.9 D (50 kW) Eng.D9B (XUD9A/U) 6/94-10/97 | | | | | | | | | | | | | | | | | | | | |
| 19-2129 | | | F | | | | | | | 42 | 82 | | | | | | | 36 | | |
| 1.9 TD (66 kW) Eng.DHY (XUD9TE/Y) 10/93-10/97 | | | | | | | | | | | | | | | | | | | | |
| 19-2129 | | | F | | | | | | | 42 | 82 | | | | | | | 36 | | |

CITROEN HCV

C25 Bus (280_, 290_) 9/81-2/94

1.8 E (51 kW) Eng.169 (XM7T) (07.87-.) 7/87-2/94

| | | | | | | | | | | | | | | | | | | | | |
|---|--|--------|---|---|--|--|--|--|--|----|----|--|--|--|--|--|--|----|--|-----------|
| 19-1585 | | -12/89 | F | | | | | | | 50 | 80 | | | | | | | 20 | | |
| 19-1586 | | 01/89- | F | | | | | | | 50 | 80 | | | | | | | 20 | | |
| 19-1626 | | | R | L | | | | | | 30 | 68 | | | | | | | 19 | | 10-13-14Q |
| 19-1627 | | | R | R | | | | | | 30 | 55 | | | | | | | 17 | | 10-13-14Q |
| 1.9 D (51 kW) Eng.D9B (XUD9A/U) 7/87-2/94 | | | | | | | | | | | | | | | | | | | | |
| 19-1585 | | -12/89 | F | | | | | | | 50 | 80 | | | | | | | 20 | | |
| 19-1586 | | 01/89- | F | | | | | | | 50 | 80 | | | | | | | 20 | | |
| 19-1626 | | | R | L | | | | | | 30 | 68 | | | | | | | 19 | | 10-13-14Q |

CITROEN HCV

| METELLI ref | Spare Parts | | F/R | L/R | | | ABS | A | B | C | D | E | F | G | H | I | L | M | Fig | NOTE |
|--|-------------|--------|-----|-----|--|--|-----|---|---|----|----|---|---|---|---|---|----|---|-----|-----------|
| 19-1627 | | | R | R | | | | | | 30 | 55 | | | | | | 17 | | | 10-13-14Q |
| 1.9 TD (60 kW) Eng.M705 4/92-2/94 | | | | | | | | | | | | | | | | | | | | |
| 19-1586 | | | F | | | | | | | 50 | 80 | | | | | | 20 | | | |
| 19-1626 | | | R | L | | | | | | 30 | 68 | | | | | | 19 | | | 10-13-14Q |
| 19-1627 | | | R | R | | | | | | 30 | 55 | | | | | | 17 | | | 10-13-14Q |
| 2.0 (62 kW) Eng.170C (XN1T) 2/91-2/94 | | | | | | | | | | | | | | | | | | | | |
| 19-1586 | | | F | | | | | | | 50 | 80 | | | | | | 20 | | | |
| 19-1626 | | | R | L | | | | | | 30 | 68 | | | | | | 19 | | | 10-13-14Q |
| 19-1627 | | | R | R | | | | | | 30 | 55 | | | | | | 17 | | | 10-13-14Q |
| 2.0 E (58 kW) Eng.170A (XN1T), 170B (XN1T) 9/81-2/94 | | | | | | | | | | | | | | | | | | | | |
| 19-1585 | | -12/89 | F | | | | | | | 50 | 80 | | | | | | 20 | | | |
| 19-1586 | | 01/89- | F | | | | | | | 50 | 80 | | | | | | 20 | | | |
| 19-1626 | | | R | L | | | | | | 30 | 68 | | | | | | 19 | | | 10-13-14Q |
| 19-1627 | | | R | R | | | | | | 30 | 55 | | | | | | 17 | | | 10-13-14Q |
| 19-1634 | | -12/86 | R | R | | | | | | 30 | 55 | | | | | | 17 | | | 10-13Q |
| 2.5 D (54 kW) Eng.CRD93L (U25/661) 10/85-2/94 | | | | | | | | | | | | | | | | | | | | |
| 19-1585 | | -12/89 | F | | | | | | | 50 | 80 | | | | | | 20 | | | |
| 19-1586 | | 01/89- | F | | | | | | | 50 | 80 | | | | | | 20 | | | |
| 19-1626 | | 01/86- | R | L | | | | | | 30 | 68 | | | | | | 19 | | | 10-13-14Q |
| 19-1627 | | 01/86- | R | R | | | | | | 30 | 55 | | | | | | 17 | | | 10-13-14Q |
| 19-1634 | | -12/86 | R | R | | | | | | 30 | 55 | | | | | | 17 | | | 10-13Q |
| 2.5 D 4x4 (54 kW) Eng.CRD93L (U25/661) 1/87-2/94 | | | | | | | | | | | | | | | | | | | | |
| 19-1585 | | -12/89 | F | | | | | | | 50 | 80 | | | | | | 20 | | | |
| 19-1586 | | 01/89- | F | | | | | | | 50 | 80 | | | | | | 20 | | | |
| 2.5 D Turbo (70 kW) Eng.CRD93LS (U25/673) 8/87-2/94 | | | | | | | | | | | | | | | | | | | | |
| 19-1585 | | -12/89 | F | | | | | | | 50 | 80 | | | | | | 20 | | | |
| 19-1586 | | 01/89- | F | | | | | | | 50 | 80 | | | | | | 20 | | | |
| 19-1626 | | | R | L | | | | | | 30 | 68 | | | | | | 19 | | | 10-13-14Q |
| 19-1627 | | | R | R | | | | | | 30 | 55 | | | | | | 17 | | | 10-13-14Q |

CITROEN HCV

| METELLI ref | Spare Parts | | F/R | L/R | | | ABS | A | B | C | D | E | F | G | H | I | L | M | Fig | NOTE |
|---|-------------|--------|-----|-----|--|--|-----|---|---|----|----|---|---|---|---|---|---|----|-----|-----------|
| 2.5 D Turbo 4x4 (70 kW) Eng.CRD93LS (U25/673) 8/87-2/94 | | | | | | | | | | | | | | | | | | | | |
| 19-1585 | | -12/89 | F | | | | | | | 50 | 80 | | | | | | | 20 | | |
| 19-1586 | | 01/89- | F | | | | | | | 50 | 80 | | | | | | | 20 | | |
| C25 Platform/Chassis (280_, 290_) 11/81-3/94 | | | | | | | | | | | | | | | | | | | | |
| 2.0 (57 kW) Eng.170A (XN1T) 11/81-12/86 | | | | | | | | | | | | | | | | | | | | |
| 19-1585 | | | F | | | | | | | 50 | 80 | | | | | | | 20 | | |
| 2.0 (62 kW) Eng.170C (XN1T) 1/87-3/94 | | | | | | | | | | | | | | | | | | | | |
| 19-1586 | | | F | | | | | | | 50 | 80 | | | | | | | 20 | | |
| 19-1626 | | | R | L | | | | | | 30 | 68 | | | | | | | 19 | | 10-13-14Q |
| 19-1627 | | | R | R | | | | | | 30 | 55 | | | | | | | 17 | | 10-13-14Q |
| C25 Van (280_, 290_) 9/81-7/94 | | | | | | | | | | | | | | | | | | | | |
| 2.0 (57 kW) Eng.170A (XN1T), 170B (XN1T) 11/81-12/86 | | | | | | | | | | | | | | | | | | | | |
| 19-1585 | | | F | | | | | | | 50 | 80 | | | | | | | 20 | | |
| 2.0 (62 kW) Eng.170C (XN1T) 2/91-3/94 | | | | | | | | | | | | | | | | | | | | |
| 19-1586 | | | F | | | | | | | 50 | 80 | | | | | | | 20 | | |
| 19-1626 | | | R | L | | | | | | 30 | 68 | | | | | | | 19 | | 10-13-14Q |
| 19-1627 | | | R | R | | | | | | 30 | 55 | | | | | | | 17 | | 10-13-14Q |
| 2.0 4x4 (62 kW) Eng.170C (XN1T) 1/90-1/94 | | | | | | | | | | | | | | | | | | | | |
| 19-1586 | | | F | | | | | | | 50 | 80 | | | | | | | 20 | | |
| 2.0 E (58 kW) Eng.170A (XN1T), 170B (XN1T) 9/81-3/94 | | | | | | | | | | | | | | | | | | | | |
| 19-1585 | | -12/89 | F | | | | | | | 50 | 80 | | | | | | | 20 | | |
| 19-1586 | | 01/89- | F | | | | | | | 50 | 80 | | | | | | | 20 | | |
| 19-1626 | | 01/86- | R | L | | | | | | 30 | 68 | | | | | | | 19 | | 10-13-14Q |
| 19-1627 | | 01/86- | R | R | | | | | | 30 | 55 | | | | | | | 17 | | 10-13-14Q |
| 19-1634 | | -12/86 | R | R | | | | | | 30 | 55 | | | | | | | 17 | | 10-13Q |
| 2.5 D 4x4 (55 kW) Eng.CRD93L (U25/661) 11/83-12/86 | | | | | | | | | | | | | | | | | | | | |
| 19-1586 | | | F | | | | | | | 50 | 80 | | | | | | | 20 | | |

CITROEN HCV

| METELLI ref | Spare Parts | F/R | L/R | ABS | A | B | C | D | E | F | G | H | I | L | M | Fig | NOTE |
|--|-------------|-----|-----|-----|---|---|----|-------|---|---|---|---|---|-------|---|-----|--------|
| 2.5 DT (70 kW) Eng.CRD93LS (U25/673) 8/91-1/94 | | | | | | | | | | | | | | | | | |
| 19-1586 | | F | | | | | 50 | 80 | | | | | | 20 | | | |
| 2.5 DT 4x4 (70 kW) Eng.CRD93LS (U25/673) 8/91-1/94 | | | | | | | | | | | | | | | | | |
| 19-1586 | | F | | | | | 50 | 80 | | | | | | 20 | | | |
| Jumper I Bus (230P) / Relay 1/94-4/02 | | | | | | | | | | | | | | | | | |
| 1.9 D (51 kW) Eng.D9B (XUD9A/U) 1/99-4/02 | | | | | | | | | | | | | | | | | |
| 19-1584 | | F | | | | | 55 | 89,92 | | | | | | 24,56 | | | 18Q |
| 19-1586 | | F | | | | | 50 | 80 | | | | | | 20 | | | 10-14Q |
| 19-1609 | | R | | | | | 30 | 68 | | | | | | 19 | | | 10-14Q |
| 19-1612 | | R | | | | | 30 | 75 | | | | | | 26 | | | 18Q |
| 19-2330 | | F | | | | | 49 | 84 | | | | | | 48 | | | 10-14Q |
| 19-2331 | | F | | | | | 55 | 90 | | | | | | 60 | | | 18Q |
| 19-2709 | | R | | | | | 42 | 75 | | | | | | 60 | | | |
| 1.9 TD (66 kW) Eng.D8C (XUD9UTF) 8/94-4/02 | | | | | | | | | | | | | | | | | |
| 19-1584 | | F | | | | | 55 | 89,92 | | | | | | 24,56 | | | 18Q |
| 19-1586 | | F | | | | | 50 | 80 | | | | | | 20 | | | 10-14Q |
| 19-1609 | | R | | | | | 30 | 68 | | | | | | 19 | | | 10-14Q |
| 19-1612 | | R | | | | | 30 | 75 | | | | | | 26 | | | 18Q |
| 19-2330 | | F | | | | | 49 | 84 | | | | | | 48 | | | 10-14Q |
| 19-2331 | | F | | | | | 55 | 90 | | | | | | 60 | | | 18Q |
| 19-2709 | | R | | | | | 42 | 75 | | | | | | 60 | | | |
| 1.9 TD (68 kW) Eng.D8C (XUD9UTF) 2/94-4/02 | | | | | | | | | | | | | | | | | |
| 19-1584 | | F | | | | | 55 | 89,92 | | | | | | 24,56 | | | 18Q |
| 19-1586 | | F | | | | | 50 | 80 | | | | | | 20 | | | 10-14Q |
| 19-1609 | | R | | | | | 30 | 68 | | | | | | 19 | | | 10-14Q |
| 19-1612 | | R | | | | | 30 | 75 | | | | | | 26 | | | 18Q |
| 19-2330 | | F | | | | | 49 | 84 | | | | | | 48 | | | 10-14Q |
| 19-2331 | | F | | | | | 55 | 90 | | | | | | 60 | | | 18Q |

CITROEN HCV

| METELLI ref | Spare Parts | | F/R | L/R | | ABS | A | B | C | D | E | F | G | H | I | L | M | Fig | NOTE |
|--|-------------|--|-----|-----|--|-----|---|---|----|-------|---|---|---|---|---|-------|---|-----|--------------------|
| 19-2709 | | | R | | | | | | 42 | 75 | | | | | | 60 | | | |
| 1.9 TD 4x4 (68 kW) Eng.D8C (XUD9UTF) 8/96-4/02 | | | | | | | | | | | | | | | | | | | |
| 19-1584 | | | F | | | | | | 55 | 89,92 | | | | | | 24,56 | | | 18Q |
| 19-1586 | | | F/R | | | | | | 50 | 80 | | | | | | 20 | | | 10-14Q, Brake drum |
| 19-2330 | | | F | | | | | | 49 | 84 | | | | | | 48 | | | 10-14Q |
| 19-2331 | | | F | | | | | | 55 | 90 | | | | | | 60 | | | 18Q |
| 2.0 (80 kW) Eng.RFW (XU10J2U) 2/94-4/02 | | | | | | | | | | | | | | | | | | | |
| 19-1584 | | | F | | | | | | 55 | 89,92 | | | | | | 24,56 | | | 18Q |
| 19-1586 | | | F | | | | | | 50 | 80 | | | | | | 20 | | | 10-14Q |
| 19-1609 | | | R | | | | | | 30 | 68 | | | | | | 19 | | | 10-14Q |
| 19-1612 | | | R | | | | | | 30 | 75 | | | | | | 26 | | | 18Q |
| 19-2330 | | | F | | | | | | 49 | 84 | | | | | | 48 | | | 10-14Q |
| 19-2331 | | | F | | | | | | 55 | 90 | | | | | | 60 | | | 18Q |
| 19-2709 | | | R | | | | | | 42 | 75 | | | | | | 60 | | | |
| 2.0 4x4 (80 kW) Eng.RFW (XU10J2U) 8/96-4/02 | | | | | | | | | | | | | | | | | | | |
| 19-1584 | | | F | | | | | | 55 | 89,92 | | | | | | 24,56 | | | 18Q |
| 19-1586 | | | F/R | | | | | | 50 | 80 | | | | | | 20 | | | 10-14Q, Brake drum |
| 19-2330 | | | F | | | | | | 49 | 84 | | | | | | 48 | | | 10-14Q |
| 19-2331 | | | F | | | | | | 55 | 90 | | | | | | 60 | | | 18Q |
| 2.5 D (63 kW) Eng.T9A (DJ5) 8/94-4/02 | | | | | | | | | | | | | | | | | | | |
| 19-1584 | | | F | | | | | | 55 | 89,92 | | | | | | 24,56 | | | 18Q |
| 19-1586 | | | F | | | | | | 50 | 80 | | | | | | 20 | | | 10-14Q |
| 19-1609 | | | R | | | | | | 30 | 68 | | | | | | 19 | | | 10-14Q |
| 19-1612 | | | R | | | | | | 30 | 75 | | | | | | 26 | | | 18Q |
| 19-2330 | | | F | | | | | | 49 | 84 | | | | | | 48 | | | 10-14Q |
| 19-2331 | | | F | | | | | | 55 | 90 | | | | | | 60 | | | 18Q |
| 19-2709 | | | R | | | | | | 42 | 75 | | | | | | 60 | | | |
| 2.5 D 4x4 (63 kW) Eng.T9A (DJ5) 8/96-4/02 | | | | | | | | | | | | | | | | | | | |
| 19-1584 | | | F | | | | | | 55 | 89,92 | | | | | | 24,56 | | | 18Q |

CITROEN HCV

| METELLI ref | Spare Parts | | F/R | L/R | | | ABS | A | B | C | D | E | F | G | H | I | L | M | Fig | NOTE |
|--|-------------|--|-----|-----|--|--|-----|---|---|----|-------|---|---|---|---|---|-------|---|-----|--------------------|
| 19-1586 | | | F/R | | | | | | | 50 | 80 | | | | | | 20 | | | 10-14Q, Brake drum |
| 19-2330 | | | F | | | | | | | 49 | 84 | | | | | | 48 | | | 10-14Q |
| 19-2331 | | | F | | | | | | | 55 | 90 | | | | | | 60 | | | 18Q |
| 2.5 TD (76 kW) Eng.T8A (DJ5T) 8/94-4/02 | | | | | | | | | | | | | | | | | | | | |
| 19-1584 | | | F | | | | | | | 55 | 89,92 | | | | | | 24,56 | | | 18Q |
| 19-1586 | | | F | | | | | | | 50 | 80 | | | | | | 20 | | | 10-14Q |
| 19-1609 | | | R | | | | | | | 30 | 68 | | | | | | 19 | | | 10-14Q |
| 19-1612 | | | R | | | | | | | 30 | 75 | | | | | | 26 | | | 18Q |
| 19-2330 | | | F | | | | | | | 49 | 84 | | | | | | 48 | | | 10-14Q |
| 19-2331 | | | F | | | | | | | 55 | 90 | | | | | | 60 | | | 18Q |
| 19-2709 | | | R | | | | | | | 42 | 75 | | | | | | 60 | | | |
| 2.5 TD 4x4 (76 kW) Eng.T8A (DJ5T) 8/96-4/02 | | | | | | | | | | | | | | | | | | | | |
| 19-1584 | | | F | | | | | | | 55 | 89,92 | | | | | | 24,56 | | | 18Q |
| 19-1586 | | | F/R | | | | | | | 50 | 80 | | | | | | 20 | | | 10-14Q, Brake drum |
| 19-2330 | | | F | | | | | | | 49 | 84 | | | | | | 48 | | | 10-14Q |
| 19-2331 | | | F | | | | | | | 55 | 90 | | | | | | 60 | | | 18Q |
| 2.5 TDi (79 kW) Eng.THX (DJ5TED) 12/96-11/00 | | | | | | | | | | | | | | | | | | | | |
| 19-1584 | | | F | | | | | | | 55 | 89,92 | | | | | | 24,56 | | | 18Q |
| 19-1586 | | | F | | | | | | | 50 | 80 | | | | | | 20 | | | 10-14Q |
| 19-1609 | | | R | | | | | | | 30 | 68 | | | | | | 19 | | | 10-14Q |
| 19-1612 | | | R | | | | | | | 30 | 75 | | | | | | 26 | | | 18Q |
| 19-2330 | | | F | | | | | | | 49 | 84 | | | | | | 48 | | | 10-14Q |
| 19-2331 | | | F | | | | | | | 55 | 90 | | | | | | 60 | | | 18Q |
| 19-2709 | | | R | | | | | | | 42 | 75 | | | | | | 60 | | | |
| 2.5 TDi 4x4 (79 kW) Eng.THX (DJ5TED) 12/96-11/00 | | | | | | | | | | | | | | | | | | | | |
| 19-1584 | | | F | | | | | | | 55 | 89,92 | | | | | | 24,56 | | | 18Q |
| 19-1586 | | | F/R | | | | | | | 50 | 80 | | | | | | 20 | | | 10-14Q, Brake drum |
| 19-2330 | | | F | | | | | | | 49 | 84 | | | | | | 48 | | | 10-14Q |
| 19-2331 | | | F | | | | | | | 55 | 90 | | | | | | 60 | | | 18Q |

CITROEN HCV

| METELLI ref | Spare Parts | | F/R | L/R | | ABS | A | B | C | D | E | F | G | H | I | L | M | Fig | NOTE |
|--|-------------|--|-----|-----|--|-----|---|---|----|-------|---|---|---|---|---|-------|---|-----|--------------------|
| 2.8 D (64 kW) Eng.8140.63 (F28D) 1/99-2/02 | | | | | | | | | | | | | | | | | | | |
| 19-1584 | | | F | | | | | | 55 | 89,92 | | | | | | 24,56 | | | 18Q |
| 19-1586 | | | F | | | | | | 50 | 80 | | | | | | 20 | | | 10-14Q |
| 19-1609 | | | R | | | | | | 30 | 68 | | | | | | 19 | | | 10-14Q |
| 19-1612 | | | R | | | | | | 30 | 75 | | | | | | 26 | | | 18Q |
| 19-2330 | | | F | | | | | | 49 | 84 | | | | | | 48 | | | 10-14Q |
| 19-2331 | | | F | | | | | | 55 | 90 | | | | | | 60 | | | 18Q |
| 19-2709 | | | R | | | | | | 42 | 75 | | | | | | 60 | | | |
| 2.8 HDi (94 kW) Eng.8140.43S 9/00-4/02 | | | | | | | | | | | | | | | | | | | |
| 19-1584 | | | F | | | | | | 55 | 89,92 | | | | | | 24,56 | | | 18Q |
| 19-1586 | | | F | | | | | | 50 | 80 | | | | | | 20 | | | 10-14Q |
| 19-1609 | | | R | | | | | | 30 | 68 | | | | | | 19 | | | 10-14Q |
| 19-1612 | | | R | | | | | | 30 | 75 | | | | | | 26 | | | 18Q |
| 19-2330 | | | F | | | | | | 49 | 84 | | | | | | 48 | | | 10-14Q |
| 19-2331 | | | F | | | | | | 55 | 90 | | | | | | 60 | | | 18Q |
| 19-2709 | | | R | | | | | | 42 | 75 | | | | | | 60 | | | |
| 2.8 HDi 4x4 (94 kW) Eng.8140.43S 9/00-4/02 | | | | | | | | | | | | | | | | | | | |
| 19-1584 | | | F | | | | | | 55 | 89,92 | | | | | | 24,56 | | | 18Q |
| 19-1586 | | | F/R | | | | | | 50 | 80 | | | | | | 20 | | | 10-14Q, Brake drum |
| 19-2330 | | | F | | | | | | 49 | 84 | | | | | | 48 | | | 10-14Q |
| 19-2331 | | | F | | | | | | 55 | 90 | | | | | | 60 | | | 18Q |
| Jumper I Platform/Chassis (230) / Relay 1/94-4/02 | | | | | | | | | | | | | | | | | | | |
| 1.9 TD (66 kW) Eng.DHX (XUD9TF/BTF) 3/94-4/02 | | | | | | | | | | | | | | | | | | | |
| 19-1584 | | | F | | | | | | 55 | 89,92 | | | | | | 24,56 | | | 18Q |
| 19-1586 | | | F | | | | | | 50 | 80 | | | | | | 20 | | | 10-14Q |
| 19-1609 | | | R | | | | | | 30 | 68 | | | | | | 19 | | | 10-14Q |
| 19-1612 | | | R | | | | | | 30 | 75 | | | | | | 26 | | | 18Q |
| 19-2330 | | | F | | | | | | 49 | 84 | | | | | | 48 | | | 10-14Q |

CITROEN HCV

| METELLI ref | Spare Parts | | F/R | L/R | | | ABS | A | B | C | D | E | F | G | H | I | L | M | Fig | NOTE |
|--|-------------|--|-----|-----|--|--|-----|---|---|----|-------|---|---|---|---|---|-------|---|-----|--------------------|
| 19-2331 | | | F | | | | | | | 55 | 90 | | | | | | 60 | | | 18Q |
| 19-2709 | | | R | | | | | | | 42 | 75 | | | | | | 60 | | | |
| 1.9 TD (68 kW) Eng.D8C (XUD9UTF) 3/94-4/02 | | | | | | | | | | | | | | | | | | | | |
| 19-1584 | | | F | | | | | | | 55 | 89,92 | | | | | | 24,56 | | | 18Q |
| 19-1586 | | | F | | | | | | | 50 | 80 | | | | | | 20 | | | 10-14Q |
| 19-1609 | | | R | | | | | | | 30 | 68 | | | | | | 19 | | | 10-14Q |
| 19-1612 | | | R | | | | | | | 30 | 75 | | | | | | 26 | | | 18Q |
| 19-2330 | | | F | | | | | | | 49 | 84 | | | | | | 48 | | | 10-14Q |
| 19-2331 | | | F | | | | | | | 55 | 90 | | | | | | 60 | | | 18Q |
| 19-2709 | | | R | | | | | | | 42 | 75 | | | | | | 60 | | | |
| 2.0 (80 kW) Eng.RFW (XU10J2U) 3/94-4/02 | | | | | | | | | | | | | | | | | | | | |
| 19-1584 | | | F | | | | | | | 55 | 89,92 | | | | | | 24,56 | | | 18Q |
| 19-1586 | | | F | | | | | | | 50 | 80 | | | | | | 20 | | | 10-14Q |
| 19-1609 | | | R | | | | | | | 30 | 68 | | | | | | 19 | | | 10-14Q |
| 19-1612 | | | R | | | | | | | 30 | 75 | | | | | | 26 | | | 18Q |
| 19-2330 | | | F | | | | | | | 49 | 84 | | | | | | 48 | | | 10-14Q |
| 19-2331 | | | F | | | | | | | 55 | 90 | | | | | | 60 | | | 18Q |
| 19-2709 | | | R | | | | | | | 42 | 75 | | | | | | 60 | | | |
| 2.5 D (63 kW) Eng.T9A (DJ5) 3/94-4/02 | | | | | | | | | | | | | | | | | | | | |
| 19-1584 | | | F | | | | | | | 55 | 89,92 | | | | | | 24,56 | | | 18Q |
| 19-1586 | | | F | | | | | | | 50 | 80 | | | | | | 20 | | | 10-14Q |
| 19-1609 | | | R | | | | | | | 30 | 68 | | | | | | 19 | | | 10-14Q |
| 19-1612 | | | R | | | | | | | 30 | 75 | | | | | | 26 | | | 18Q |
| 19-2330 | | | F | | | | | | | 49 | 84 | | | | | | 48 | | | 10-14Q |
| 19-2331 | | | F | | | | | | | 55 | 90 | | | | | | 60 | | | 18Q |
| 19-2709 | | | R | | | | | | | 42 | 75 | | | | | | 60 | | | |
| 2.5 D 4x4 (63 kW) Eng.T9A (DJ5) 3/00-4/02 | | | | | | | | | | | | | | | | | | | | |
| 19-1584 | | | F | | | | | | | 55 | 89,92 | | | | | | 24,56 | | | 18Q |
| 19-1586 | | | F/R | | | | | | | 50 | 80 | | | | | | 20 | | | 10-14Q, Brake drum |

CITROEN HCV

| METELLI ref | Spare Parts | | F/R | L/R | | | ABS | A | B | C | D | E | F | G | H | I | L | M | Fig | NOTE |
|--|-------------|--|-----|-----|--|--|-----|---|---|----|-------|---|---|---|---|---|-------|---|-----|--------------------|
| 19-2330 | | | F | | | | | | | 49 | 84 | | | | | | 48 | | | 10-14Q |
| 19-2331 | | | F | | | | | | | 55 | 90 | | | | | | 60 | | | 18Q |
| 2.5 TD (76 kW) Eng.T8A (DJ5T) 3/94-4/02 | | | | | | | | | | | | | | | | | | | | |
| 19-1584 | | | F | | | | | | | 55 | 89,92 | | | | | | 24,56 | | | 18Q |
| 19-1586 | | | F | | | | | | | 50 | 80 | | | | | | 20 | | | 10-14Q |
| 19-1609 | | | R | | | | | | | 30 | 68 | | | | | | 19 | | | 10-14Q |
| 19-1612 | | | R | | | | | | | 30 | 75 | | | | | | 26 | | | 18Q |
| 19-2330 | | | F | | | | | | | 49 | 84 | | | | | | 48 | | | 10-14Q |
| 19-2331 | | | F | | | | | | | 55 | 90 | | | | | | 60 | | | 18Q |
| 19-2709 | | | R | | | | | | | 42 | 75 | | | | | | 60 | | | |
| 2.5 TDi (79 kW) Eng.THX (DJ5TED) 12/96-4/02 | | | | | | | | | | | | | | | | | | | | |
| 19-1584 | | | F | | | | | | | 55 | 89,92 | | | | | | 24,56 | | | 18Q |
| 19-1586 | | | F | | | | | | | 50 | 80 | | | | | | 20 | | | 10-14Q |
| 19-1609 | | | R | | | | | | | 30 | 68 | | | | | | 19 | | | 10-14Q |
| 19-1612 | | | R | | | | | | | 30 | 75 | | | | | | 26 | | | 18Q |
| 19-2330 | | | F | | | | | | | 49 | 84 | | | | | | 48 | | | 10-14Q |
| 19-2331 | | | F | | | | | | | 55 | 90 | | | | | | 60 | | | 18Q |
| 19-2709 | | | R | | | | | | | 42 | 75 | | | | | | 60 | | | |
| 2.5 TDi 4x4 (79 kW) Eng.THX (DJ5TED) 3/00-4/02 | | | | | | | | | | | | | | | | | | | | |
| 19-1584 | | | F | | | | | | | 55 | 89,92 | | | | | | 24,56 | | | 18Q |
| 19-1586 | | | F/R | | | | | | | 50 | 80 | | | | | | 20 | | | 10-14Q, Brake drum |
| 19-2330 | | | F | | | | | | | 49 | 84 | | | | | | 48 | | | 10-14Q |
| 19-2331 | | | F | | | | | | | 55 | 90 | | | | | | 60 | | | 18Q |
| 2.8 D (64 kW) Eng.8140.63 (F28D) 1/99-2/02 | | | | | | | | | | | | | | | | | | | | |
| 19-1584 | | | F | | | | | | | 55 | 89,92 | | | | | | 24,56 | | | 18Q |
| 19-1586 | | | F | | | | | | | 50 | 80 | | | | | | 20 | | | 10-14Q |
| 19-1609 | | | R | | | | | | | 30 | 68 | | | | | | 19 | | | 10-14Q |
| 19-1612 | | | R | | | | | | | 30 | 75 | | | | | | 26 | | | 18Q |
| 19-2330 | | | F | | | | | | | 49 | 84 | | | | | | 48 | | | 10-14Q |

CITROEN HCV

| METELLI ref | Spare Parts | | F/R | L/R | | | ABS | A | B | C | D | E | F | G | H | I | L | M | Fig | NOTE |
|-------------|-------------|--|-----|-----|--|--|-----|---|---|----|----|---|---|---|---|---|----|---|-----|------|
| 19-2331 | | | F | | | | | | | 55 | 90 | | | | | | 60 | | | 18Q |
| 19-2709 | | | R | | | | | | | 42 | 75 | | | | | | 60 | | | |

2.8 HDi (94 kW) Eng.8140.43S 9/00-4/02

| | | | | | | | | | | | | | | | | | | | | |
|---------|--|--|---|--|--|--|--|--|--|----|-------|--|--|--|--|--|-------|--|--|--------|
| 19-1584 | | | F | | | | | | | 55 | 89,92 | | | | | | 24,56 | | | 18Q |
| 19-1586 | | | F | | | | | | | 50 | 80 | | | | | | 20 | | | 10-14Q |
| 19-1609 | | | R | | | | | | | 30 | 68 | | | | | | 19 | | | 10-14Q |
| 19-1612 | | | R | | | | | | | 30 | 75 | | | | | | 26 | | | 18Q |
| 19-2330 | | | F | | | | | | | 49 | 84 | | | | | | 48 | | | 10-14Q |
| 19-2331 | | | F | | | | | | | 55 | 90 | | | | | | 60 | | | 18Q |
| 19-2709 | | | R | | | | | | | 42 | 75 | | | | | | 60 | | | |

Jumper I Van (230L) / Relay 1/94-8/02

1.9 D (50 kW) Eng.DJY (XUD9A) 7/99-4/02

| | | | | | | | | | | | | | | | | | | | | |
|---------|--|--|---|--|--|--|--|--|--|----|-------|--|--|--|--|--|-------|--|--|--------|
| 19-1584 | | | F | | | | | | | 55 | 89,92 | | | | | | 24,56 | | | 18Q |
| 19-1586 | | | F | | | | | | | 50 | 80 | | | | | | 20 | | | 10-14Q |
| 19-1609 | | | R | | | | | | | 30 | 68 | | | | | | 19 | | | 10-14Q |
| 19-1612 | | | R | | | | | | | 30 | 75 | | | | | | 26 | | | 18Q |
| 19-2330 | | | F | | | | | | | 49 | 84 | | | | | | 48 | | | 10-14Q |
| 19-2331 | | | F | | | | | | | 55 | 90 | | | | | | 60 | | | 18Q |
| 19-2709 | | | R | | | | | | | 42 | 75 | | | | | | 60 | | | |

1.9 D (51 kW) Eng.D9B (XUD9A/U) 2/94-4/02

| | | | | | | | | | | | | | | | | | | | | |
|---------|--|--|---|--|--|--|--|--|--|----|-------|--|--|--|--|--|-------|--|--|--------|
| 19-1584 | | | F | | | | | | | 55 | 89,92 | | | | | | 24,56 | | | 18Q |
| 19-1586 | | | F | | | | | | | 50 | 80 | | | | | | 20 | | | 10-14Q |
| 19-1609 | | | R | | | | | | | 30 | 68 | | | | | | 19 | | | 10-14Q |
| 19-1612 | | | R | | | | | | | 30 | 75 | | | | | | 26 | | | 18Q |
| 19-2330 | | | F | | | | | | | 49 | 84 | | | | | | 48 | | | 10-14Q |
| 19-2331 | | | F | | | | | | | 55 | 90 | | | | | | 60 | | | 18Q |
| 19-2709 | | | R | | | | | | | 42 | 75 | | | | | | 60 | | | |

CITROEN HCV

| METELLI ref | Spare Parts | | F/R | L/R | | | ABS | A | B | C | D | E | F | G | H | I | L | M | Fig | NOTE |
|---|-------------|--|-----|-----|--|--|-----|---|---|----|-------|---|---|---|---|---|-------|---|-----|--------|
| 1.9 TD (66 kW) Eng.DHX (XUD9TF/BTF) 3/94-4/02 | | | | | | | | | | | | | | | | | | | | |
| 19-1584 | | | F | | | | | | | 55 | 89,92 | | | | | | 24,56 | | | 18Q |
| 19-1586 | | | F | | | | | | | 50 | 80 | | | | | | 20 | | | 10-14Q |
| 19-1609 | | | R | | | | | | | 30 | 68 | | | | | | 19 | | | 10-14Q |
| 19-1612 | | | R | | | | | | | 30 | 75 | | | | | | 26 | | | 18Q |
| 19-2330 | | | F | | | | | | | 49 | 84 | | | | | | 48 | | | 10-14Q |
| 19-2331 | | | F | | | | | | | 55 | 90 | | | | | | 60 | | | 18Q |
| 19-2709 | | | R | | | | | | | 42 | 75 | | | | | | 60 | | | |
| 1.9 TD (68 kW) Eng.D8C (XUD9UTF) 3/94-4/02 | | | | | | | | | | | | | | | | | | | | |
| 19-1584 | | | F | | | | | | | 55 | 89,92 | | | | | | 24,56 | | | 18Q |
| 19-1586 | | | F | | | | | | | 50 | 80 | | | | | | 20 | | | 10-14Q |
| 19-1609 | | | R | | | | | | | 30 | 68 | | | | | | 19 | | | 10-14Q |
| 19-1612 | | | R | | | | | | | 30 | 75 | | | | | | 26 | | | 18Q |
| 19-2330 | | | F | | | | | | | 49 | 84 | | | | | | 48 | | | 10-14Q |
| 19-2331 | | | F | | | | | | | 55 | 90 | | | | | | 60 | | | 18Q |
| 19-2709 | | | R | | | | | | | 42 | 75 | | | | | | 60 | | | |
| 2.0 (80 kW) Eng.RFW (XU10J2U) 3/94-4/02 | | | | | | | | | | | | | | | | | | | | |
| 19-1584 | | | F | | | | | | | 55 | 89,92 | | | | | | 24,56 | | | 18Q |
| 19-1586 | | | F | | | | | | | 50 | 80 | | | | | | 20 | | | 10-14Q |
| 19-1609 | | | R | | | | | | | 30 | 68 | | | | | | 19 | | | 10-14Q |
| 19-1612 | | | R | | | | | | | 30 | 75 | | | | | | 26 | | | 18Q |
| 19-2330 | | | F | | | | | | | 49 | 84 | | | | | | 48 | | | 10-14Q |
| 19-2331 | | | F | | | | | | | 55 | 90 | | | | | | 60 | | | 18Q |
| 19-2709 | | | R | | | | | | | 42 | 75 | | | | | | 60 | | | |
| 2.0 HDI (62 kW) Eng.RHV (DW10TD) 11/01-4/02 | | | | | | | | | | | | | | | | | | | | |
| 19-1584 | | | F | | | | | | | 55 | 89,92 | | | | | | 24,56 | | | 18Q |
| 19-1586 | | | F | | | | | | | 50 | 80 | | | | | | 20 | | | 10-14Q |
| 19-1609 | | | R | | | | | | | 30 | 68 | | | | | | 19 | | | 10-14Q |
| 19-1612 | | | R | | | | | | | 30 | 75 | | | | | | 26 | | | 18Q |

CITROEN HCV

| METELLI ref | Spare Parts | | F/R | L/R | | | ABS | A | B | C | D | E | F | G | H | I | L | M | Fig | NOTE |
|--|-------------|--|-----|-----|--|--|-----|---|---|----|-------|---|---|---|---|---|-------|---|-----|--------------------|
| 19-2330 | | | F | | | | | | | 49 | 84 | | | | | | 48 | | | 10-14Q |
| 19-2331 | | | F | | | | | | | 55 | 90 | | | | | | 60 | | | 18Q |
| 19-2709 | | | R | | | | | | | 42 | 75 | | | | | | 60 | | | |
| 2.5 D (63 kW) Eng.T9A (DJ5) 3/94-4/02 | | | | | | | | | | | | | | | | | | | | |
| 19-1584 | | | F | | | | | | | 55 | 89,92 | | | | | | 24,56 | | | 18Q |
| 19-1586 | | | F | | | | | | | 50 | 80 | | | | | | 20 | | | 10-14Q |
| 19-1609 | | | R | | | | | | | 30 | 68 | | | | | | 19 | | | 10-14Q |
| 19-1612 | | | R | | | | | | | 30 | 75 | | | | | | 26 | | | 18Q |
| 19-2330 | | | F | | | | | | | 49 | 84 | | | | | | 48 | | | 10-14Q |
| 19-2331 | | | F | | | | | | | 55 | 90 | | | | | | 60 | | | 18Q |
| 19-2709 | | | R | | | | | | | 42 | 75 | | | | | | 60 | | | |
| 2.5 D 4x4 (63 kW) Eng.T9A (DJ5) 3/00-4/02 | | | | | | | | | | | | | | | | | | | | |
| 19-1584 | | | F | | | | | | | 55 | 89,92 | | | | | | 24,56 | | | 18Q |
| 19-1586 | | | F/R | | | | | | | 50 | 80 | | | | | | 20 | | | 10-14Q, Brake drum |
| 19-2330 | | | F | | | | | | | 49 | 84 | | | | | | 48 | | | 10-14Q |
| 19-2331 | | | F | | | | | | | 55 | 90 | | | | | | 60 | | | 18Q |
| 2.5 TD (76 kW) Eng.T8A (DJ5T) 3/94-4/02 | | | | | | | | | | | | | | | | | | | | |
| 19-1584 | | | F | | | | | | | 55 | 89,92 | | | | | | 24,56 | | | 18Q |
| 19-1586 | | | F | | | | | | | 50 | 80 | | | | | | 20 | | | 10-14Q |
| 19-1609 | | | R | | | | | | | 30 | 68 | | | | | | 19 | | | 10-14Q |
| 19-1612 | | | R | | | | | | | 30 | 75 | | | | | | 26 | | | 18Q |
| 19-2330 | | | F | | | | | | | 49 | 84 | | | | | | 48 | | | 10-14Q |
| 19-2331 | | | F | | | | | | | 55 | 90 | | | | | | 60 | | | 18Q |
| 19-2709 | | | R | | | | | | | 42 | 75 | | | | | | 60 | | | |
| 2.5 TDi (79 kW) Eng.THX (DJ5TED) 12/96-11/00 | | | | | | | | | | | | | | | | | | | | |
| 19-1584 | | | F | | | | | | | 55 | 89,92 | | | | | | 24,56 | | | 18Q |
| 19-1586 | | | F | | | | | | | 50 | 80 | | | | | | 20 | | | 10-14Q |
| 19-1609 | | | R | | | | | | | 30 | 68 | | | | | | 19 | | | 10-14Q |
| 19-1612 | | | R | | | | | | | 30 | 75 | | | | | | 26 | | | 18Q |

CITROEN HCV

| METELLI ref | Spare Parts | | F/R | L/R | | | ABS | A | B | C | D | E | F | G | H | I | L | M | Fig | NOTE |
|---|-------------|--------|-----|-----|--|--|-----|---|---|----|-------|-----|---|---|---|---|-------|---|-----|--------------------|
| 19-2330 | | | F | | | | | | | 49 | 84 | | | | | | 48 | | | 10-14Q |
| 19-2331 | | | F | | | | | | | 55 | 90 | | | | | | 60 | | | 18Q |
| 19-2709 | | | R | | | | | | | 42 | 75 | | | | | | 60 | | | |
| 2.5 TDi 4x4 (79 kW) Eng.THX (DJ5TED) 3/00-11/00 | | | | | | | | | | | | | | | | | | | | |
| 19-1584 | | | F | | | | | | | 55 | 89,92 | | | | | | 24,56 | | | 18Q |
| 19-1586 | | | F/R | | | | | | | 50 | 80 | | | | | | 20 | | | 10-14Q, Brake drum |
| 19-2330 | | | F | | | | | | | 49 | 84 | | | | | | 48 | | | 10-14Q |
| 19-2331 | | | F | | | | | | | 55 | 90 | | | | | | 60 | | | 18Q |
| 2.8 HDi (94 kW) Eng.8140.43S 9/00-4/02 | | | | | | | | | | | | | | | | | | | | |
| 19-1584 | | | F | | | | | | | 55 | 89,92 | | | | | | 24,56 | | | 18Q |
| 19-1586 | | | F | | | | | | | 50 | 80 | | | | | | 20 | | | 10-14Q |
| 19-1609 | | | R | | | | | | | 30 | 68 | | | | | | 19 | | | 10-14Q |
| 19-1612 | | | R | | | | | | | 30 | 75 | | | | | | 26 | | | 18Q |
| 19-2330 | | | F | | | | | | | 49 | 84 | | | | | | 48 | | | 10-14Q |
| 19-2331 | | | F | | | | | | | 55 | 90 | | | | | | 60 | | | 18Q |
| 19-2709 | | | R | | | | | | | 42 | 75 | | | | | | 60 | | | |
| 2.8 HDi 4x4 (94 kW) Eng.8140.43S 9/00-4/02 | | | | | | | | | | | | | | | | | | | | |
| 19-1584 | | | F | | | | | | | 55 | 89,92 | | | | | | 24,56 | | | 18Q |
| 19-1586 | | | F/R | | | | | | | 50 | 80 | | | | | | 20 | | | 10-14Q, Brake drum |
| 19-2330 | | | F | | | | | | | 49 | 84 | | | | | | 48 | | | 10-14Q |
| 19-2331 | | | F | | | | | | | 55 | 90 | | | | | | 60 | | | 18Q |
| Jumper II Bus (244, Z_) / Relay 4/02-1/70 | | | | | | | | | | | | | | | | | | | | |
| 2.0 (81 kW) Eng.XU10J2 4/02-6/06 | | | | | | | | | | | | | | | | | | | | |
| 19-2330 | | -04/06 | F | | | | | | | 49 | 84 | | | | | | 48 | | | 0.8-10-14Q |
| 19-2331 | | -04/06 | F | | | | | | | 55 | 90 | | | | | | 60 | | | 18Q |
| 19-2709 | | -04/06 | R | | | | | | | 42 | 75 | | | | | | 60 | | | |
| 19-8143 | | | R | | | | | | | 42 | | 160 | | | | | 94 | | | 16-20Q |

CITROEN HCV

| METELLI ref | Spare Parts | | F/R | L/R | | | ABS | A | B | C | D | E | F | G | H | I | L | M | Fig | NOTE |
|---|-------------|--------|-----|-----|--|--|-----|---|---|----|----|-----|---|---|---|---|---|----|-----|------------|
| 2.0 bivalent (81 kW) Eng.XU10J2 2/03-6/06 | | | | | | | | | | | | | | | | | | | | |
| 19-2330 | | -04/06 | F | | | | | | | 49 | 84 | | | | | | | 48 | | 0.8-10-14Q |
| 19-2331 | | -04/06 | F | | | | | | | 55 | 90 | | | | | | | 60 | | 18Q |
| 19-2709 | | -04/06 | R | | | | | | | 42 | 75 | | | | | | | 60 | | |
| 19-8143 | | | R | | | | | | | 42 | | 160 | | | | | | 94 | | 16-20Q |
| 2.0 HDi (62 kW) Eng.RHV (DW10UTD) 4/02-6/06 | | | | | | | | | | | | | | | | | | | | |
| 19-2330 | | -04/06 | F | | | | | | | 49 | 84 | | | | | | | 48 | | 0.8-10-14Q |
| 19-2709 | | -04/06 | R | | | | | | | 42 | 75 | | | | | | | 60 | | |
| 19-8143 | | | R | | | | | | | 42 | | 160 | | | | | | 94 | | 16-20Q |
| 2.2 HDi (74 kW) Eng.4HY (DW12UTED) 4/02-6/06 | | | | | | | | | | | | | | | | | | | | |
| 19-2330 | | -04/06 | F | | | | | | | 49 | 84 | | | | | | | 48 | | 0.8-10-14Q |
| 19-2331 | | -04/06 | F | | | | | | | 55 | 90 | | | | | | | 60 | | 18Q |
| 19-2709 | | -04/06 | R | | | | | | | 42 | 75 | | | | | | | 60 | | |
| 19-8143 | | | R | | | | | | | 42 | | 160 | | | | | | 94 | | 16-20Q |
| 2.8 HDi (94 kW) Eng.8140.43S 4/02-6/06 | | | | | | | | | | | | | | | | | | | | |
| 19-2330 | | -04/06 | F | | | | | | | 49 | 84 | | | | | | | 48 | | 0.8-10-14Q |
| 19-2331 | | -04/06 | F | | | | | | | 55 | 90 | | | | | | | 60 | | 18Q |
| 19-2709 | | -04/06 | R | | | | | | | 42 | 75 | | | | | | | 60 | | |
| 19-8143 | | | R | | | | | | | 42 | | 160 | | | | | | 94 | | 16-20Q |
| 2.8 HDi 4WD (94 kW) Eng.8140.43S 4/02-6/06 | | | | | | | | | | | | | | | | | | | | |
| 19-2330 | | -04/06 | F | | | | | | | 49 | 84 | | | | | | | 48 | | 0.8-10-14Q |
| 19-2331 | | -04/06 | F | | | | | | | 55 | 90 | | | | | | | 60 | | 18Q |
| 19-8143 | | | R | | | | | | | 42 | | 160 | | | | | | 94 | | 16-20Q |
| Jumper II Platform/Chassis (244) / Relay 2/02-1/70 | | | | | | | | | | | | | | | | | | | | |
| 2.0 HDi (62 kW) Eng.RHV (DW10UTD) 4/02-6/06 | | | | | | | | | | | | | | | | | | | | |
| 19-2330 | | -04/06 | F | | | | | | | 49 | 84 | | | | | | | 48 | | 0.8-10-14Q |
| 19-2331 | | -04/06 | F | | | | | | | 55 | 90 | | | | | | | 60 | | 18Q |
| 19-2709 | | -04/06 | R | | | | | | | 42 | 75 | | | | | | | 60 | | |

CITROEN HCV

| METELLI ref | Spare Parts | | F/R | L/R | | | ABS | A | B | C | D | E | F | G | H | I | L | M | Fig | NOTE |
|--|-------------|--------|-----|-----|--|--|-----|---|---|----|----|-----|---|---|---|---|---|----|-----|------------|
| 2.2 HDi (74 kW) Eng.4HY (DW12UTED) 2/02-6/06 | | | | | | | | | | | | | | | | | | | | |
| 19-2330 | | -04/06 | F | | | | | | | 49 | 84 | | | | | | | 48 | | 0.8-10-14Q |
| 19-2331 | | -04/06 | F | | | | | | | 55 | 90 | | | | | | | 60 | | 18Q |
| 19-2709 | | -04/06 | R | | | | | | | 42 | 75 | | | | | | | 60 | | |
| 19-2330 | | -04/06 | F | | | | | | | 49 | 84 | | | | | | | 48 | | 0.8-10-14Q |
| 19-2331 | | -04/06 | F | | | | | | | 55 | 90 | | | | | | | 60 | | 18Q |
| 19-2709 | | -04/06 | R | | | | | | | 42 | 75 | | | | | | | 60 | | |
| 2.8 HDi (94 kW) Eng.8140.43S 4/02-6/06 | | | | | | | | | | | | | | | | | | | | |
| 19-2330 | | -04/06 | F | | | | | | | 49 | 84 | | | | | | | 48 | | 0.8-10-14Q |
| 19-2331 | | -04/06 | F | | | | | | | 55 | 90 | | | | | | | 60 | | 18Q |
| 19-2709 | | -04/06 | R | | | | | | | 42 | 75 | | | | | | | 60 | | |
| 2.8 HDi (107 kW) Eng.8140.43N 5/04-6/06 | | | | | | | | | | | | | | | | | | | | |
| 19-2330 | | -04/06 | F | | | | | | | 49 | 84 | | | | | | | 48 | | 0.8-10-14Q |
| 19-2331 | | -04/06 | F | | | | | | | 55 | 90 | | | | | | | 60 | | 18Q |
| 19-2709 | | -04/06 | R | | | | | | | 42 | 75 | | | | | | | 60 | | |
| 2.8 HDi 4x4 (94 kW) Eng.F28TDCR 2/02-6/06 | | | | | | | | | | | | | | | | | | | | |
| 19-2330 | | -04/06 | F | | | | | | | 49 | 84 | | | | | | | 48 | | 0.8-10-14Q |
| 19-2331 | | -04/06 | F | | | | | | | 55 | 90 | | | | | | | 60 | | 18Q |
| Jumper II Van (244) / Relay 4/02-1/70 | | | | | | | | | | | | | | | | | | | | |
| 2.0 (81 kW) Eng.XU10J2 4/02-6/06 | | | | | | | | | | | | | | | | | | | | |
| 19-2330 | | -04/06 | F | | | | | | | 49 | 84 | | | | | | | 48 | | 0.8-10-14Q |
| 19-2331 | | -04/06 | F | | | | | | | 55 | 90 | | | | | | | 60 | | 18Q |
| 19-2709 | | -04/06 | R | | | | | | | 42 | 75 | | | | | | | 60 | | |
| 19-8143 | | | R | | | | | | | 42 | | 160 | | | | | | 94 | | 16-20Q |
| 2.0 bivalent (81 kW) Eng.XU10J2 2/03-6/06 | | | | | | | | | | | | | | | | | | | | |
| 19-2330 | | -04/06 | F | | | | | | | 49 | 84 | | | | | | | 48 | | 0.8-10-14Q |
| 19-2331 | | -04/06 | F | | | | | | | 55 | 90 | | | | | | | 60 | | 18Q |
| 19-2709 | | -04/06 | R | | | | | | | 42 | 75 | | | | | | | 60 | | |

CITROEN HCV

| METELLI ref | Spare Parts | | F/R | L/R | | | ABS | A | B | C | D | E | F | G | H | I | L | M | Fig | NOTE | |
|---|-------------|--------|-----|-----|--|--|-----|---|---|----|----|-----|---|---|---|---|---|---|-----|------|------------|
| 19-8143 | | | R | | | | | | | 42 | | 160 | | | | | | | 94 | | 16-20Q |
| 2.0 HDi (62 kW) Eng.RHV (DW10UTD) 4/02-6/06 | | | | | | | | | | | | | | | | | | | | | |
| 19-2330 | | -04/06 | F | | | | | | | 49 | 84 | | | | | | | | 48 | | 0.8-10-14Q |
| 19-2331 | | -04/06 | F | | | | | | | 55 | 90 | | | | | | | | 60 | | 18Q |
| 19-2709 | | -04/06 | R | | | | | | | 42 | 75 | | | | | | | | 60 | | |
| 19-8143 | | | R | | | | | | | 42 | | 160 | | | | | | | 94 | | 16-20Q |
| 2.2 HDi (74 kW) Eng.4HY (DW12UTED) 4/02-6/06 | | | | | | | | | | | | | | | | | | | | | |
| 19-2330 | | -04/06 | F | | | | | | | 49 | 84 | | | | | | | | 48 | | 0.8-10-14Q |
| 19-2331 | | -04/06 | F | | | | | | | 55 | 90 | | | | | | | | 60 | | 18Q |
| 19-2709 | | -04/06 | R | | | | | | | 42 | 75 | | | | | | | | 60 | | |
| 19-8143 | | | R | | | | | | | 42 | | 160 | | | | | | | 94 | | 16-20Q |
| 2.8 HDi (94 kW) Eng.8140.43S 4/02-6/06 | | | | | | | | | | | | | | | | | | | | | |
| 19-2330 | | -04/06 | F | | | | | | | 49 | 84 | | | | | | | | 48 | | 0.8-10-14Q |
| 19-2331 | | -04/06 | F | | | | | | | 55 | 90 | | | | | | | | 60 | | 18Q |
| 19-2709 | | -04/06 | R | | | | | | | 42 | 75 | | | | | | | | 60 | | |
| 19-8143 | | | R | | | | | | | 42 | | 160 | | | | | | | 94 | | 16-20Q |
| 2.8 HDi (107 kW) Eng.8140.43N 4/04-6/06 | | | | | | | | | | | | | | | | | | | | | |
| 19-2330 | | -04/06 | F | | | | | | | 49 | 84 | | | | | | | | 48 | | 0.8-10-14Q |
| 19-2331 | | -04/06 | F | | | | | | | 55 | 90 | | | | | | | | 60 | | 18Q |
| 19-2709 | | -04/06 | R | | | | | | | 42 | 75 | | | | | | | | 60 | | |
| 19-8143 | | | R | | | | | | | 42 | | 160 | | | | | | | 94 | | 16-20Q |
| 2.8 HDi 4x4 (94 kW) Eng.8140.43S 4/02-6/06 | | | | | | | | | | | | | | | | | | | | | |
| 19-2330 | | -04/06 | F | | | | | | | 49 | 84 | | | | | | | | 48 | | 0.8-10-14Q |
| 19-2331 | | -04/06 | F | | | | | | | 55 | 90 | | | | | | | | 60 | | 18Q |
| 19-8143 | | | R | | | | | | | 42 | | 160 | | | | | | | 94 | | 16-20Q |
| Jumper III Bus / Relay 4/06-1/70 | | | | | | | | | | | | | | | | | | | | | |
| 2.0 BlueHDi 110 (81 kW) Eng.AHM (DW10FUE) 7/15-9/19 | | | | | | | | | | | | | | | | | | | | | |
| 19-2774 | | | F | | | | | | | 55 | 90 | | | | | | | | 54 | | |

CITROEN HCV

| METELLI ref | Spare Parts | F/R | L/R | ABS | A | B | C | D | E | F | G | H | I | L | M | Fig | NOTE |
|---|-------------|-----|-----|-----|---|---|----|----|-------|---|---|---|---|----|---|-----|-----------|
| 19-8143 | | R | | | | | 42 | | 160 | | | | | 94 | | | 16-20Q |
| 2.0 BlueHDi 130 (96 kW) Eng.AHN (DW10FUD) 7/15-9/19 | | | | | | | | | | | | | | | | | |
| 19-2774 | | F | | | | | 55 | 90 | | | | | | 54 | | | |
| 19-8143 | | R | | | | | 42 | | 160 | | | | | 94 | | | 16-20Q |
| 2.0 BlueHDi 160 (120 kW) Eng.AHP (DW10FUC) 7/15-9/19 | | | | | | | | | | | | | | | | | |
| 19-2774 | | F | | | | | 55 | 90 | | | | | | 54 | | | |
| 19-8143 | | R | | | | | 42 | | 160 | | | | | 94 | | | 16-20Q |
| 2.2 BlueHDi 120 (88 kW) Eng.4HK (DW12RUE) 8/19-1/70 | | | | | | | | | | | | | | | | | |
| 19-2774 | | F | | | | | 55 | 90 | | | | | | 54 | | | |
| 19-8143 | | R | | | | | 42 | | 160 | | | | | 94 | | | 16-20Q |
| 2.2 BlueHDi 140 (103 kW) Eng.4HB (DW12RUD) 8/19-1/70 | | | | | | | | | | | | | | | | | |
| 19-2774 | | F | | | | | 55 | 90 | | | | | | 54 | | | |
| 19-8143 | | R | | | | | 42 | | 160 | | | | | 94 | | | 16-20Q |
| 2.2 BlueHDi 165 (121 kW) Eng.4HH (DW12RUC) 8/19-1/70 | | | | | | | | | | | | | | | | | |
| 19-2774 | | F | | | | | 55 | 90 | | | | | | 54 | | | |
| 19-8143 | | R | | | | | 42 | | 160 | | | | | 94 | | | 16-20Q |
| 2.2 HDi 100 (74 kW) Eng.4HV (P22DTE) 4/06-1/70 | | | | | | | | | | | | | | | | | |
| 19-2774 | | F | | | | | 55 | 90 | | | | | | 54 | | | |
| 19-2963 | | R | | | | | 42 | | 143,2 | | | | | 94 | | | 12-14-16Q |
| 19-8143 | | R | | | | | 42 | | 160 | | | | | 94 | | | 16-20Q |
| 2.2 HDi 110 (81 kW) Eng.4HG (P22DTE) 7/11-1/70 | | | | | | | | | | | | | | | | | |
| 19-2774 | | F | | | | | 55 | 90 | | | | | | 54 | | | |
| 19-2963 | | R | | | | | 42 | | 143,2 | | | | | 94 | | | 12-14-16Q |
| 19-8143 | | R | | | | | 42 | | 160 | | | | | 94 | | | 16-20Q |
| 2.2 HDi 120 (88 kW) Eng.4HU (P22DTE) 4/06-1/70 | | | | | | | | | | | | | | | | | |
| 19-2774 | | F | | | | | 55 | 90 | | | | | | 54 | | | |
| 19-2963 | | R | | | | | 42 | | 143,2 | | | | | 94 | | | 12-14-16Q |
| 19-8143 | | R | | | | | 42 | | 160 | | | | | 94 | | | 16-20Q |

CITROEN HCV

| METELLI ref | Spare Parts | | F/R | L/R | | | ABS | A | B | C | D | E | F | G | H | I | L | M | Fig | NOTE |
|--|-------------|--|-----|-----|--|--|-----|---|---|----|----|-------|---|---|---|---|---|----|-----|-----------|
| 2.2 HDi 130 (96 kW) Eng.4HH (P22DTE) 7/11-1/70 | | | | | | | | | | | | | | | | | | | | |
| 19-2774 | | | F | | | | | | | 55 | 90 | | | | | | | 54 | | |
| 19-2963 | | | R | | | | | | | 42 | | 143,2 | | | | | | 94 | | 12-14-16Q |
| 2.2 HDi 150 (110 kW) Eng.4HJ (P22DTE) 7/11-1/70 | | | | | | | | | | | | | | | | | | | | |
| 19-2774 | | | F | | | | | | | 55 | 90 | | | | | | | 54 | | |
| 19-2963 | | | R | | | | | | | 42 | | 143,2 | | | | | | 94 | | 12-14-16Q |
| 19-8143 | | | R | | | | | | | 42 | | 160 | | | | | | 94 | | 16-20Q |
| 3.0 HDi 155 (115 kW) Eng.F1CE0481D (F30DT) 7/10-1/70 | | | | | | | | | | | | | | | | | | | | |
| 19-2774 | | | F | | | | | | | 55 | 90 | | | | | | | 54 | | |
| 19-2963 | | | R | | | | | | | 42 | | 143,2 | | | | | | 94 | | 12-14-16Q |
| 19-8143 | | | R | | | | | | | 42 | | 160 | | | | | | 94 | | 16-20Q |
| 3.0 HDi 160 (116 kW) Eng.F1CE0481D (F30DT) 9/06-1/70 | | | | | | | | | | | | | | | | | | | | |
| 19-2774 | | | F | | | | | | | 55 | 90 | | | | | | | 54 | | |
| 19-2963 | | | R | | | | | | | 42 | | 143,2 | | | | | | 94 | | 12-14-16Q |
| 3.0 HDi 180 (130 kW) Eng.F1CE3481E (F30DTE) 7/11-1/70 | | | | | | | | | | | | | | | | | | | | |
| 19-2774 | | | F | | | | | | | 55 | 90 | | | | | | | 54 | | |
| 19-2963 | | | R | | | | | | | 42 | | 143,2 | | | | | | 94 | | 12-14-16Q |
| 19-8143 | | | R | | | | | | | 42 | | 160 | | | | | | 94 | | 16-20Q |
| Jumper III Platform/Chassis / Relay 4/06-1/70 | | | | | | | | | | | | | | | | | | | | |
| 2.0 BlueHDi 110 (81 kW) Eng.AHM (DW10FUE) 11/15-9/19 | | | | | | | | | | | | | | | | | | | | |
| 19-2774 | | | F | | | | | | | 55 | 90 | | | | | | | 54 | | |
| 19-8143 | | | R | | | | | | | 42 | | 160 | | | | | | 94 | | 16-20Q |
| 2.0 BlueHDi 130 (96 kW) Eng.AHN (DW10FUD) 11/15-9/19 | | | | | | | | | | | | | | | | | | | | |
| 19-2774 | | | F | | | | | | | 55 | 90 | | | | | | | 54 | | |
| 19-8143 | | | R | | | | | | | 42 | | 160 | | | | | | 94 | | 16-20Q |
| 2.0 BlueHDi 130 4x4 (96 kW) Eng.AHN (DW10FUD) 11/15-9/19 | | | | | | | | | | | | | | | | | | | | |
| 19-2774 | | | F | | | | | | | 55 | 90 | | | | | | | 54 | | |
| 19-8143 | | | R | | | | | | | 42 | | 160 | | | | | | 94 | | 16-20Q |

CITROEN HCV

| METELLI ref | Spare Parts | | F/R | L/R | | | ABS | A | B | C | D | E | F | G | H | I | L | M | Fig | NOTE |
|--|-------------|--|-----|-----|--|--|-----|---|---|----|----|-------|---|---|---|---|---|----|-----|-----------|
| 2.0 BlueHdi 160 (120 kW) Eng.AHP (DW10FUC) 11/15-9/19 | | | | | | | | | | | | | | | | | | | | |
| 19-2774 | | | F | | | | | | | 55 | 90 | | | | | | | 54 | | |
| 19-8143 | | | R | | | | | | | 42 | | 160 | | | | | | 94 | | 16-20Q |
| 2.0 BlueHdi 160 4x4 (120 kW) Eng.AHP (DW10FUC) 11/15-9/19 | | | | | | | | | | | | | | | | | | | | |
| 19-2774 | | | F | | | | | | | 55 | 90 | | | | | | | 54 | | |
| 19-8143 | | | R | | | | | | | 42 | | 160 | | | | | | 94 | | 16-20Q |
| 2.2 BlueHdi 120 (88 kW) Eng.4HK (DW12RUE) 8/19-1/70 | | | | | | | | | | | | | | | | | | | | |
| 19-2774 | | | F | | | | | | | 55 | 90 | | | | | | | 54 | | |
| 19-8143 | | | R | | | | | | | 42 | | 160 | | | | | | 94 | | 16-20Q |
| 2.2 BlueHdi 140 (103 kW) Eng.4HB (DW12RUD) 8/19-1/70 | | | | | | | | | | | | | | | | | | | | |
| 19-2774 | | | F | | | | | | | 55 | 90 | | | | | | | 54 | | |
| 19-8143 | | | R | | | | | | | 42 | | 160 | | | | | | 94 | | 16-20Q |
| 2.2 BlueHdi 165 (121 kW) Eng.4HH (DW12RUC) 8/19-1/70 | | | | | | | | | | | | | | | | | | | | |
| 19-2774 | | | F | | | | | | | 55 | 90 | | | | | | | 54 | | |
| 19-8143 | | | R | | | | | | | 42 | | 160 | | | | | | 94 | | 16-20Q |
| 2.2 HDi 100 (74 kW) Eng.4HV (P22DTE) 4/06-1/70 | | | | | | | | | | | | | | | | | | | | |
| 19-2774 | | | F | | | | | | | 55 | 90 | | | | | | | 54 | | |
| 19-2963 | | | R | | | | | | | 42 | | 143,2 | | | | | | 94 | | 12-14-16Q |
| 19-8143 | | | R | | | | | | | 42 | | 160 | | | | | | 94 | | 16-20Q |
| 2.2 HDi 110 (81 kW) Eng.4HG (P22DTE) 7/11-1/70 | | | | | | | | | | | | | | | | | | | | |
| 19-2774 | | | F | | | | | | | 55 | 90 | | | | | | | 54 | | |
| 19-2963 | | | R | | | | | | | 42 | | 143,2 | | | | | | 94 | | 12-14-16Q |
| 19-8143 | | | R | | | | | | | 42 | | 160 | | | | | | 94 | | 16-20Q |
| 2.2 HDi 120 (88 kW) Eng.4HU (P22DTE) 4/06-1/70 | | | | | | | | | | | | | | | | | | | | |
| 19-2774 | | | F | | | | | | | 55 | 90 | | | | | | | 54 | | |
| 19-2963 | | | R | | | | | | | 42 | | 143,2 | | | | | | 94 | | 12-14-16Q |
| 19-8143 | | | R | | | | | | | 42 | | 160 | | | | | | 94 | | 16-20Q |
| 2.2 HDi 130 (96 kW) Eng.4HH (P22DTE) 7/11-1/70 | | | | | | | | | | | | | | | | | | | | |
| 19-2774 | | | F | | | | | | | 55 | 90 | | | | | | | 54 | | |

CITROEN HCV

| METELLI ref | Spare Parts | | F/R | L/R | | | ABS | A | B | C | D | E | F | G | H | I | L | M | Fig | NOTE |
|--|-------------|--|-----|-----|--|--|-----|---|---|----|----|-------|---|---|---|---|----|---|-----|-----------|
| 19-2963 | | | R | | | | | | | 42 | | 143,2 | | | | | 94 | | | 12-14-16Q |
| 19-8143 | | | R | | | | | | | 42 | | 160 | | | | | 94 | | | 16-20Q |
| 2.2 HDi 150 (110 kW) Eng.4HJ (P22DTE) 7/11-1/70 | | | | | | | | | | | | | | | | | | | | |
| 19-2774 | | | F | | | | | | | 55 | 90 | | | | | | 54 | | | |
| 19-2963 | | | R | | | | | | | 42 | | 143,2 | | | | | 94 | | | 12-14-16Q |
| 19-8143 | | | R | | | | | | | 42 | | 160 | | | | | 94 | | | 16-20Q |
| 3.0 HDi 145 (107 kW) Eng.F30DTE (F1CE3481N) 7/10-1/70 | | | | | | | | | | | | | | | | | | | | |
| 19-2774 | | | F | | | | | | | 55 | 90 | | | | | | 54 | | | |
| 19-2963 | | | R | | | | | | | 42 | | 143,2 | | | | | 94 | | | 12-14-16Q |
| 19-8143 | | | R | | | | | | | 42 | | 160 | | | | | 94 | | | 16-20Q |
| 3.0 HDi 160 (116 kW) Eng.F1CE0481D (F30DT) 9/06-1/70 | | | | | | | | | | | | | | | | | | | | |
| 19-2774 | | | F | | | | | | | 55 | 90 | | | | | | 54 | | | |
| 19-2963 | | | R | | | | | | | 42 | | 143,2 | | | | | 94 | | | 12-14-16Q |
| 19-8143 | | | R | | | | | | | 42 | | 160 | | | | | 94 | | | 16-20Q |
| 3.0 HDi 180 (130 kW) Eng.F1CE3481E (F30DTE) 7/11-1/70 | | | | | | | | | | | | | | | | | | | | |
| 19-2774 | | | F | | | | | | | 55 | 90 | | | | | | 54 | | | |
| 19-2963 | | | R | | | | | | | 42 | | 143,2 | | | | | 94 | | | 12-14-16Q |
| 19-8143 | | | R | | | | | | | 42 | | 160 | | | | | 94 | | | 16-20Q |
| Jumper III Van / Relay 4/06-1/70 | | | | | | | | | | | | | | | | | | | | |
| 2.0 BlueHDi 110 (81 kW) Eng.AHM (DW10FUE) 11/15-9/19 | | | | | | | | | | | | | | | | | | | | |
| 19-2774 | | | F | | | | | | | 55 | 90 | | | | | | 54 | | | |
| 19-8143 | | | R | | | | | | | 42 | | 160 | | | | | 94 | | | 16-20Q |
| 2.0 BlueHDi 130 (96 kW) Eng.AHN (DW10FUD) 11/15-9/19 | | | | | | | | | | | | | | | | | | | | |
| 19-2774 | | | F | | | | | | | 55 | 90 | | | | | | 54 | | | |
| 19-8143 | | | R | | | | | | | 42 | | 160 | | | | | 94 | | | 16-20Q |
| 2.0 BlueHDi 130 4x4 (96 kW) Eng.AHN (DW10FUD) 11/15-9/19 | | | | | | | | | | | | | | | | | | | | |
| 19-2774 | | | F | | | | | | | 55 | 90 | | | | | | 54 | | | |
| 19-8143 | | | R | | | | | | | 42 | | 160 | | | | | 94 | | | 16-20Q |

| CITROEN HCV | | | | | | | | | | | | | | | | | | | | |
|--|-------------|--|-----|-----|--|--|-----|---|---|----|----|-------|---|---|---|---|----|---|-----|-----------|
| METELLI ref | Spare Parts | | F/R | L/R | | | ABS | A | B | C | D | E | F | G | H | I | L | M | Fig | NOTE |
| 2.0 BlueHDi 160 (120 kW) Eng.AHP (DW10FUC) 11/15-9/19 | | | | | | | | | | | | | | | | | | | | |
| 19-2774 | | | F | | | | | | | 55 | 90 | | | | | | 54 | | | |
| 19-8143 | | | R | | | | | | | 42 | | 160 | | | | | 94 | | | 16-20Q |
| 2.0 BlueHDi 160 4x4 (120 kW) Eng.AHP (DW10FUC) 11/15-9/19 | | | | | | | | | | | | | | | | | | | | |
| 19-2774 | | | F | | | | | | | 55 | 90 | | | | | | 54 | | | |
| 19-8143 | | | R | | | | | | | 42 | | 160 | | | | | 94 | | | 16-20Q |
| 2.2 BlueHDi 120 (88 kW) Eng.4HK (DW12RUE) 8/19-1/70 | | | | | | | | | | | | | | | | | | | | |
| 19-2774 | | | F | | | | | | | 55 | 90 | | | | | | 54 | | | |
| 19-8143 | | | R | | | | | | | 42 | | 160 | | | | | 94 | | | 16-20Q |
| 2.2 BlueHDi 140 (103 kW) Eng.4HB (DW12RUD) 8/19-1/70 | | | | | | | | | | | | | | | | | | | | |
| 19-2774 | | | F | | | | | | | 55 | 90 | | | | | | 54 | | | |
| 19-8143 | | | R | | | | | | | 42 | | 160 | | | | | 94 | | | 16-20Q |
| 2.2 BlueHDi 165 (121 kW) Eng.4HH (DW12RUC) 8/19-1/70 | | | | | | | | | | | | | | | | | | | | |
| 19-2774 | | | F | | | | | | | 55 | 90 | | | | | | 54 | | | |
| 19-8143 | | | R | | | | | | | 42 | | 160 | | | | | 94 | | | 16-20Q |
| 2.2 HDi 100 (74 kW) Eng.4HV (P22DTE) 4/06-12/12 | | | | | | | | | | | | | | | | | | | | |
| 19-2774 | | | F | | | | | | | 55 | 90 | | | | | | 54 | | | |
| 19-2963 | | | R | | | | | | | 42 | | 143,2 | | | | | 94 | | | 12-14-16Q |
| 19-8143 | | | R | | | | | | | 42 | | 160 | | | | | 94 | | | 16-20Q |
| 2.2 HDi 110 (81 kW) Eng.4HG (P22DTE) 7/11-1/70 | | | | | | | | | | | | | | | | | | | | |
| 19-2774 | | | F | | | | | | | 55 | 90 | | | | | | 54 | | | |
| 19-2963 | | | R | | | | | | | 42 | | 143,2 | | | | | 94 | | | 12-14-16Q |
| 19-8143 | | | R | | | | | | | 42 | | 160 | | | | | 94 | | | 16-20Q |
| 2.2 HDi 120 (88 kW) Eng.4HU (P22DTE) 4/06-1/70 | | | | | | | | | | | | | | | | | | | | |
| 19-2774 | | | F | | | | | | | 55 | 90 | | | | | | 54 | | | |
| 19-2963 | | | R | | | | | | | 42 | | 143,2 | | | | | 94 | | | 12-14-16Q |
| 19-8143 | | | R | | | | | | | 42 | | 160 | | | | | 94 | | | 16-20Q |
| 2.2 HDi 130 (96 kW) Eng.4HH (P22DTE) 7/11-1/70 | | | | | | | | | | | | | | | | | | | | |
| 19-2774 | | | F | | | | | | | 55 | 90 | | | | | | 54 | | | |

CITROEN HCV

| METELLI ref | Spare Parts | | F/R | L/R | | | ABS | A | B | C | D | E | F | G | H | I | L | M | Fig | NOTE |
|--|-------------|--|-----|-----|--|--|-----|---|---|----|----|-------|---|---|---|---|----|---|-----|-----------|
| 19-2963 | | | R | | | | | | | 42 | | 143,2 | | | | | 94 | | | 12-14-16Q |
| 19-8143 | | | R | | | | | | | 42 | | 160 | | | | | 94 | | | 16-20Q |
| 2.2 HDi 130 4x4 (96 kW) Eng.4HH (P22DTE) 1/12-5/16 | | | | | | | | | | | | | | | | | | | | |
| 19-2774 | | | F | | | | | | | 55 | 90 | | | | | | 54 | | | |
| 19-8143 | | | R | | | | | | | 42 | | 160 | | | | | 94 | | | 16-20Q |
| 2.2 HDi 150 (110 kW) Eng.4HJ (P22DTE) 7/11-1/70 | | | | | | | | | | | | | | | | | | | | |
| 19-2774 | | | F | | | | | | | 55 | 90 | | | | | | 54 | | | |
| 19-2963 | | | R | | | | | | | 42 | | 143,2 | | | | | 94 | | | 12-14-16Q |
| 3.0 HDi 145 (107 kW) Eng.F30DTE (F1CE3481N) 7/10-1/70 | | | | | | | | | | | | | | | | | | | | |
| 19-2774 | | | F | | | | | | | 55 | 90 | | | | | | 54 | | | |
| 19-2963 | | | R | | | | | | | 42 | | 143,2 | | | | | 94 | | | 12-14-16Q |
| 19-8143 | | | R | | | | | | | 42 | | 160 | | | | | 94 | | | 16-20Q |
| 3.0 HDi 155 (115 kW) Eng.F1CE0481D (F30DT) 7/10-1/70 | | | | | | | | | | | | | | | | | | | | |
| 19-2774 | | | F | | | | | | | 55 | 90 | | | | | | 54 | | | |
| 19-2963 | | | R | | | | | | | 42 | | 143,2 | | | | | 94 | | | 12-14-16Q |
| 19-8143 | | | R | | | | | | | 42 | | 160 | | | | | 94 | | | 16-20Q |
| 3.0 HDi 160 (116 kW) Eng.F1CE0481D (F30DT) 9/06-1/70 | | | | | | | | | | | | | | | | | | | | |
| 19-2774 | | | F | | | | | | | 55 | 90 | | | | | | 54 | | | |
| 19-2963 | | | R | | | | | | | 42 | | 143,2 | | | | | 94 | | | 12-14-16Q |
| 19-8143 | | | R | | | | | | | 42 | | 160 | | | | | 94 | | | 16-20Q |
| 3.0 HDi 180 (130 kW) Eng.F1CE3481E (F30DTE) 7/11-1/70 | | | | | | | | | | | | | | | | | | | | |
| 19-2774 | | | F | | | | | | | 55 | 90 | | | | | | 54 | | | |
| 19-2963 | | | R | | | | | | | 42 | | 143,2 | | | | | 94 | | | 12-14-16Q |
| 19-8143 | | | R | | | | | | | 42 | | 160 | | | | | 94 | | | 16-20Q |

CITROEN LCV

| METELLI ref | Spare Parts | | F/R | L/R | | | ABS | A | B | C | D | E | F | G | H | I | L | M | Fig | NOTE |
|--|-------------|-------------|-----|-----|--|--|-----|---|---|----|----|-------|---|---|---|---|---|------|-----|------|
| Berlingo I / First Van (M_) 7/96-12/11 | | | | | | | | | | | | | | | | | | | | |
| 1.1 i (MAHDZ, MBHDZ, MBHFX) (44 kW) Eng.HDZ (TU1M), HFX (TU1JP) 7/96-3/08 | | | | | | | | | | | | | | | | | | | | |
| 19-2129 | | | F | | | | | | | 42 | 82 | | | | | | | 36 | | |
| 19-2667 | | | R | | | | | | | 32 | | 128 | | | | | | 59,2 | | -ABS |
| 19-2683 | | -01/99 | R | | | | 29 | | | 32 | | 129,2 | | | | | | 59,2 | | +ABS |
| 19-2712 | | 01/99-10/04 | R | | | | 29 | | | 32 | | 129,2 | | | | | | 59,2 | | +ABS |
| 19-2747 | | -10/04 | R | | | | 48 | | | 32 | 65 | 128 | | | | | | 58,9 | | +ABS |
| 19-2764 | | 11/04- | R | | | | | | | 32 | 65 | 128 | | | | | | 60 | | +ABS |
| 1.4 BiFuel (MBKFXB, MCKFXB) (55 kW) Eng.KFW (TU3JP) 7/96-10/02 | | | | | | | | | | | | | | | | | | | | |
| 19-2129 | | | F | | | | | | | 42 | 82 | | | | | | | 36 | | |
| 1.4 bivalent (48 kW) Eng.KFW (TU3JP) 11/02-12/11 | | | | | | | | | | | | | | | | | | | | |
| 19-2129 | | | F | | | | | | | 42 | 82 | | | | | | | 36 | | |
| 19-2667 | | | R | | | | | | | 32 | | 128 | | | | | | 59,2 | | -ABS |
| 19-2712 | | -10/04 | R | | | | 29 | | | 32 | | 129,2 | | | | | | 59,2 | | +ABS |
| 19-2747 | | -10/04 | R | | | | 48 | | | 32 | 65 | 128 | | | | | | 58,9 | | +ABS |
| 19-2764 | | 11/04- | R | | | | | | | 32 | 65 | 128 | | | | | | 60 | | +ABS |
| 1.4 i (57 kW) Eng.KFW (TU3JP), KFX (TU3JP) 8/99-5/08 | | | | | | | | | | | | | | | | | | | | |
| 19-2129 | | | F | | | | | | | 42 | 82 | | | | | | | 36 | | |
| 1.4 i (MBKFX, MBKFW) (55 kW) Eng.KFW (TU3A), KFW (TU3JP), KFX (TU3JP) 7/96-12/11 | | | | | | | | | | | | | | | | | | | | |
| 19-2129 | | | F | | | | | | | 42 | 82 | | | | | | | 36 | | |
| 19-2667 | | | R | | | | | | | 32 | | 128 | | | | | | 59,2 | | -ABS |
| 19-2683 | | -01/99 | R | | | | 29 | | | 32 | | 129,2 | | | | | | 59,2 | | +ABS |
| 19-2712 | | 01/99-10/04 | R | | | | 29 | | | 32 | | 129,2 | | | | | | 59,2 | | +ABS |
| 19-2747 | | -10/04 | R | | | | 48 | | | 32 | 65 | 128 | | | | | | 58,9 | | +ABS |
| 19-2764 | | 11/04- | R | | | | | | | 32 | 65 | 128 | | | | | | 60 | | +ABS |
| 1.4 i bivalent (MBKFW) (55 kW) Eng.KFW (TU3JP) 4/03-10/05 | | | | | | | | | | | | | | | | | | | | |
| 19-2129 | | | F | | | | | | | 42 | 82 | | | | | | | 36 | | |
| 19-2667 | | | R | | | | | | | 32 | | 128 | | | | | | 59,2 | | -ABS |

CITROEN LCV

| METELLI ref | Spare Parts | | F/R | L/R | | ABS | A | B | C | D | E | F | G | H | I | L | M | Fig | NOTE |
|--|-------------|--------|-----|-----|--|-----|---|---|----|----|-------|---|---|---|---|------|---|-----|------|
| 19-2712 | | -10/04 | R | | | 29 | | | 32 | | 129,2 | | | | | 59,2 | | | +ABS |
| 19-2747 | | -10/04 | R | | | 48 | | | 32 | 65 | 128 | | | | | 58,9 | | | +ABS |
| 19-2764 | | 11/04- | R | | | | | | 32 | 65 | 128 | | | | | 60 | | | +ABS |
| 1.6 16V (81 kW) Eng.NFU (TU5JP4) 8/05-12/07 | | | | | | | | | | | | | | | | | | | |
| 19-2129 | | | F | | | | | | 42 | 82 | | | | | | 36 | | | |
| 1.6 16V (MBNFU) (80 kW) Eng.NFU (TU5JP4) 10/00-3/08 | | | | | | | | | | | | | | | | | | | |
| 19-2129 | | | F | | | | | | 42 | 82 | | | | | | 36 | | | |
| 19-2667 | | | R | | | | | | 32 | | 128 | | | | | 59,2 | | | -ABS |
| 19-2712 | | -10/04 | R | | | 29 | | | 32 | | 129,2 | | | | | 59,2 | | | +ABS |
| 19-2747 | | -10/04 | R | | | 48 | | | 32 | 65 | 128 | | | | | 58,9 | | | +ABS |
| 19-2764 | | 11/04- | R | | | | | | 32 | 65 | 128 | | | | | 60 | | | +ABS |
| 1.6 HDI 75 (MB9HW) (55 kW) Eng.9HW (DV6BTED4), DV6B 7/05-12/11 | | | | | | | | | | | | | | | | | | | |
| 19-2129 | | | F | | | | | | 42 | 82 | | | | | | 36 | | | |
| 19-2667 | | | R | | | | | | 32 | | 128 | | | | | 59,2 | | | -ABS |
| 19-2764 | | | R | | | | | | 32 | 65 | 128 | | | | | 60 | | | +ABS |
| 1.6 HDI 90 (MB9HX, MC9HX) (66 kW) Eng.9HX (DV6ATED4) 7/05-12/11 | | | | | | | | | | | | | | | | | | | |
| 19-2129 | | | F | | | | | | 42 | 82 | | | | | | 36 | | | |
| 19-2667 | | | R | | | | | | 32 | | 128 | | | | | 59,2 | | | -ABS |
| 19-2764 | | | R | | | | | | 32 | 65 | 128 | | | | | 60 | | | +ABS |
| 1.6 HDI 92 (68 kW) Eng.9HJ (DV6DTEDM), 9HP (DV6DTED) 11/09-12/10 | | | | | | | | | | | | | | | | | | | |
| 19-2369 | | | R | | | | | | 65 | | 130 | | | | | 113 | | | |
| 19-8155 | | | F | | | | | | 42 | 80 | | | | | | 44 | | | IP |
| 1.8 D (MBA9A, MCA9A) (43 kW) Eng.A9A (XUD7) 7/96-10/02 | | | | | | | | | | | | | | | | | | | |
| 19-2129 | | | F | | | | | | 42 | 82 | | | | | | 36 | | | |
| 19-2667 | | | R | | | | | | 32 | | 128 | | | | | 59,2 | | | -ABS |
| 19-2683 | | -01/99 | R | | | 29 | | | 32 | | 129,2 | | | | | 59,2 | | | +ABS |
| 19-2712 | | 01/99- | R | | | 29 | | | 32 | | 129,2 | | | | | 59,2 | | | +ABS |
| 19-2747 | | | R | | | 48 | | | 32 | 65 | 128 | | | | | 58,9 | | | +ABS |
| 19-2764 | | | R | | | | | | 32 | 65 | 128 | | | | | 60 | | | +ABS |

CITROEN LCV

| METELLI ref | Spare Parts | | F/R | L/R | | ABS | A | B | C | D | E | F | G | H | I | L | M | Fig | NOTE |
|---|-------------|--------|-----|-----|--|-----|---|---|----|----|-------|---|---|---|---|---|---|------|------|
| 1.8 i (66 kW) Eng.LFX (XU7JB) 5/98-10/02 | | | | | | | | | | | | | | | | | | | |
| 19-2129 | | | F | | | | | | 42 | 82 | | | | | | | | 36 | |
| 19-2667 | | | R | | | | | | 32 | | 128 | | | | | | | 59,2 | -ABS |
| 19-2712 | | | R | | | 29 | | | 32 | | 129,2 | | | | | | | 59,2 | +ABS |
| 19-2747 | | | R | | | 48 | | | 32 | 65 | 128 | | | | | | | 58,9 | +ABS |
| 1.9 D (MBDJY) (51 kW) Eng.DJY (XUD9A) 7/96-12/03 | | | | | | | | | | | | | | | | | | | |
| 19-2129 | | | F | | | | | | 42 | 82 | | | | | | | | 36 | |
| 19-2667 | | | R | | | | | | 32 | | 128 | | | | | | | 59,2 | -ABS |
| 19-2683 | | -01/99 | R | | | 29 | | | 32 | | 129,2 | | | | | | | 59,2 | +ABS |
| 19-2712 | | 01/99- | R | | | 29 | | | 32 | | 129,2 | | | | | | | 59,2 | +ABS |
| 19-2747 | | | R | | | 48 | | | 32 | 65 | 128 | | | | | | | 58,9 | +ABS |
| 19-2764 | | | R | | | | | | 32 | 65 | 128 | | | | | | | 60 | +ABS |
| 1.9 D 70 (MBWJZ, MCWJZ) (51 kW) Eng.WJY (DW8B), WJZ (DW8) 4/99-12/11 | | | | | | | | | | | | | | | | | | | |
| 19-2129 | | | F | | | | | | 42 | 82 | | | | | | | | 36 | |
| 19-2667 | | | R | | | | | | 32 | | 128 | | | | | | | 59,2 | -ABS |
| 19-2712 | | -10/04 | R | | | 29 | | | 32 | | 129,2 | | | | | | | 59,2 | +ABS |
| 19-2747 | | -10/04 | R | | | 48 | | | 32 | 65 | 128 | | | | | | | 58,9 | +ABS |
| 19-2764 | | 11/04- | R | | | | | | 32 | 65 | 128 | | | | | | | 60 | +ABS |
| 1.9 D 70 4WD (MBWJZ, MCWJZ) (51 kW) Eng.WJY (DW8B), WJZ (DW8) 7/98-3/06 | | | | | | | | | | | | | | | | | | | |
| 19-2129 | | | F | | | | | | 42 | 82 | | | | | | | | 36 | |
| 19-2667 | | | R | | | | | | 32 | | 128 | | | | | | | 59,2 | -ABS |
| 19-2712 | | -10/04 | R | | | 29 | | | 32 | | 129,2 | | | | | | | 59,2 | +ABS |
| 19-2747 | | -10/04 | R | | | 48 | | | 32 | 65 | 128 | | | | | | | 58,9 | +ABS |
| 19-2764 | | 11/04- | R | | | | | | 32 | 65 | 128 | | | | | | | 60 | +ABS |
| 2.0 HDI 90 (MBRHY, MCRHY) (66 kW) Eng.RHY (DW10TD) 12/99-12/11 | | | | | | | | | | | | | | | | | | | |
| 19-2129 | | | F | | | | | | 42 | 82 | | | | | | | | 36 | |
| 19-2667 | | | R | | | | | | 32 | | 128 | | | | | | | 59,2 | -ABS |
| 19-2712 | | -10/04 | R | | | 29 | | | 32 | | 129,2 | | | | | | | 59,2 | +ABS |
| 19-2747 | | -10/04 | R | | | 48 | | | 32 | 65 | 128 | | | | | | | 58,9 | +ABS |

CITROEN LCV

| METELLI ref | Spare Parts | | F/R | L/R | | | ABS | A | B | C | D | E | F | G | H | I | L | M | Fig | NOTE |
|--|-------------|--------|-----|-----|--|--|-----|---|---|----|----|-------|---|---|---|---|------|---|-----|------|
| 19-2764 | | 11/04- | R | | | | | | | 32 | 65 | 128 | | | | | 60 | | | +ABS |
| 2.0 HDI 90 4WD (MBRHY, MCRHY) (66 kW) Eng.RHY (DW10TD) 11/00-10/05 | | | | | | | | | | | | | | | | | | | | |
| 19-2129 | | | F | | | | | | | 42 | 82 | | | | | | 36 | | | |
| 19-2667 | | | R | | | | | | | 32 | | 128 | | | | | 59,2 | | | -ABS |
| 19-2712 | | -10/04 | R | | | | 29 | | | 32 | | 129,2 | | | | | 59,2 | | | +ABS |
| 19-2747 | | -10/04 | R | | | | 48 | | | 32 | 65 | 128 | | | | | 58,9 | | | +ABS |
| 19-2764 | | 11/04- | R | | | | | | | 32 | 65 | 128 | | | | | 60 | | | +ABS |
| Electric (27 kW) Eng.SA18 7/03-12/05 | | | | | | | | | | | | | | | | | | | | |
| 19-2129 | | | F | | | | | | | 42 | 82 | | | | | | 36 | | | |
| Berlingo II Platform/Chassis (B9) 4/08-1/70 | | | | | | | | | | | | | | | | | | | | |
| 1.6 BlueHDi 100 (73 kW) Eng.BHY (DV6FD) 12/14-1/70 | | | | | | | | | | | | | | | | | | | | |
| 19-2297 | | | F | | | | | | | 42 | 82 | | | | | | 36 | | | |
| 19-2776 | | | R | | | | | | | 30 | 62 | | | | | | 51 | | | |
| 1.6 HDi 90 (66 kW) Eng.9HF (DV6DTED) 7/10-1/70 | | | | | | | | | | | | | | | | | | | | |
| 19-2297 | | | F | | | | | | | 42 | 82 | | | | | | 36 | | | |
| 19-2776 | | | R | | | | | | | 30 | 62 | | | | | | 51 | | | |
| 1.6 HDi 90 16V (66 kW) Eng.9HX (DV6ATED4) 4/08-1/70 | | | | | | | | | | | | | | | | | | | | |
| 19-2297 | | | F | | | | | | | 42 | 82 | | | | | | 36 | | | |
| 19-2776 | | | R | | | | | | | 30 | 62 | | | | | | 51 | | | |
| 1.6 HDi 92 (68 kW) Eng.9HJ (DV6DTEDM) 7/10-12/17 | | | | | | | | | | | | | | | | | | | | |
| 19-2297 | | | F | | | | | | | 42 | 82 | | | | | | 36 | | | |
| 19-2776 | | | R | | | | | | | 30 | 62 | | | | | | 51 | | | |
| Berlingo II Van (B9) 4/08-1/70 | | | | | | | | | | | | | | | | | | | | |
| 1.6 (66 kW) Eng.NFR (TU5JP4B) 4/08-1/70 | | | | | | | | | | | | | | | | | | | | |
| 19-2297 | | | F | | | | | | | 42 | 82 | | | | | | 36 | | | |
| 19-2776 | | | R | | | | | | | 30 | 62 | | | | | | 51 | | | |

CITROEN LCV

| METELLI ref | Spare Parts | | F/R | L/R | | | ABS | A | B | C | D | E | F | G | H | I | L | M | Fig | NOTE |
|---|-------------|--|-----|-----|--|--|-----|---|---|----|----|---|---|---|---|---|---|---|-----|------|
| 1.6 HDi 75 4x4 (55 kW) Eng.9HN (DV6ETED) 2/12-1/70 | | | | | | | | | | | | | | | | | | | | |
| 19-2297 | | | F | | | | | | | 42 | 82 | | | | | | | | 36 | |
| 19-2776 | | | R | | | | | | | 30 | 62 | | | | | | | | 51 | |
| 1.6 HDi 90 (66 kW) Eng.9HE (DV6DBM), 9HF (DV6DTED) 7/10-12/17 | | | | | | | | | | | | | | | | | | | | |
| 19-2297 | | | F | | | | | | | 42 | 82 | | | | | | | | 36 | |
| 19-2776 | | | R | | | | | | | 30 | 62 | | | | | | | | 51 | |
| 1.6 HDi 90 (68 kW) Eng.9HJ (DV6DTEDM), 9HP (DV6DTED) 7/10-1/70 | | | | | | | | | | | | | | | | | | | | |
| 19-2297 | | | F | | | | | | | 42 | 82 | | | | | | | | 36 | |
| 19-2776 | | | R | | | | | | | 30 | 62 | | | | | | | | 51 | |
| 1.6 HDi 90 16V (66 kW) Eng.9HS (DV6TED4BU), 9HX (DV6AUTED4) 4/08-1/70 | | | | | | | | | | | | | | | | | | | | |
| 19-2297 | | | F | | | | | | | 42 | 82 | | | | | | | | 36 | |
| 19-2776 | | | R | | | | | | | 30 | 62 | | | | | | | | 51 | |
| 1.6 HDi 90 4x4 (66 kW) Eng.9HF (DV6DTED) 2/12-1/70 | | | | | | | | | | | | | | | | | | | | |
| 19-2297 | | | F | | | | | | | 42 | 82 | | | | | | | | 36 | |
| 19-2776 | | | R | | | | | | | 30 | 62 | | | | | | | | 51 | |
| 1.6 VTi 120 (88 kW) Eng.5FS (EP6C) 11/09-1/70 | | | | | | | | | | | | | | | | | | | | |
| 19-2297 | | | F | | | | | | | 42 | 82 | | | | | | | | 36 | |
| 19-2776 | | | R | | | | | | | 30 | 62 | | | | | | | | 51 | |
| 1.6 VTi 95 (72 kW) Eng.5FK (EP6CB) 7/10-1/70 | | | | | | | | | | | | | | | | | | | | |
| 19-2297 | | | F | | | | | | | 42 | 82 | | | | | | | | 36 | |
| 19-2776 | | | R | | | | | | | 30 | 62 | | | | | | | | 51 | |
| Electric (35 kW) Eng.Y4F1 1/13-1/70 | | | | | | | | | | | | | | | | | | | | |
| 19-2297 | | | F | | | | | | | 42 | 82 | | | | | | | | 36 | |
| 19-2776 | | | R | | | | | | | 30 | 62 | | | | | | | | 51 | |
| Electric (42 kW) Eng.200-175 1/11-12/11 | | | | | | | | | | | | | | | | | | | | |
| 19-2297 | | | F | | | | | | | 42 | 82 | | | | | | | | 36 | |
| 19-2776 | | | R | | | | | | | 30 | 62 | | | | | | | | 51 | |
| Electric (49 kW) Eng.Y4F1 1/13-1/70 | | | | | | | | | | | | | | | | | | | | |
| 19-2297 | | | F | | | | | | | 42 | 82 | | | | | | | | 36 | |

CITROEN LCV

| METELLI ref | Spare Parts | | F/R | L/R | | | ABS | A | B | C | D | E | F | G | H | I | L | M | Fig | NOTE |
|---|-------------|--------|-----|-----|--|--|-----|---|---|----|----|---|---|---|---|---|----|---|-----|------|
| 19-8155 | | | F | | | | | | | 42 | 80 | | | | | | 44 | | | IP |
| BX Van (XB-_) 9/82-1/92 | | | | | | | | | | | | | | | | | | | | |
| 1.4 (45 kW) Eng.150A 9/82-1/92 | | | | | | | | | | | | | | | | | | | | |
| 19-2129 | | | F | | | | | | | 42 | 82 | | | | | | 36 | | | |
| 1.4 (59 kW) Eng.150B (XY8) 9/82-12/86 | | | | | | | | | | | | | | | | | | | | |
| 19-2129 | | | F | | | | | | | 42 | 82 | | | | | | 36 | | | |
| C-Crosser Enterprise 1/09-1/70 | | | | | | | | | | | | | | | | | | | | |
| 2.2 HDi (115 kW) Eng.4HN (DW12MTED4) 1/09-1/70 | | | | | | | | | | | | | | | | | | | | |
| 19-2800 | | | F | | | | | | | 43 | 80 | | | | | | 40 | | | |
| C15 Pick-up (VDPD) 11/92-10/02 | | | | | | | | | | | | | | | | | | | | |
| 1.8 D (44 kW) Eng.- 11/92-5/00 | | | | | | | | | | | | | | | | | | | | |
| 19-2184 | | | F | | | | | | | 35 | 72 | | | | | | 33 | | | |
| 1.9 D (51 kW) Eng.WJY (DW8B) 9/00-10/02 | | | | | | | | | | | | | | | | | | | | |
| 19-2184 | | | F | | | | | | | 35 | 72 | | | | | | 33 | | | |
| C15 Van (VD_) 10/84-12/05 | | | | | | | | | | | | | | | | | | | | |
| 1.0 (33 kW) Eng.108C (XV8), C1A (TU9/K), C1B (TU9/W) 10/84-12/97 | | | | | | | | | | | | | | | | | | | | |
| 19-2184 | | 05/88- | F | | | | | | | 35 | 72 | | | | | | 33 | | | |
| 1.0 E (37 kW) Eng.TU9K 11/92-7/96 | | | | | | | | | | | | | | | | | | | | |
| 19-2184 | | | F | | | | | | | 35 | 72 | | | | | | 33 | | | |
| 1.1 (35 kW) Eng.109K, E1A 10/84-12/96 | | | | | | | | | | | | | | | | | | | | |
| 19-2184 | | 05/88- | F | | | | | | | 35 | 72 | | | | | | 33 | | | |
| 1.1 (40 kW) Eng.H1A 11/88-7/96 | | | | | | | | | | | | | | | | | | | | |
| 19-2184 | | | F | | | | | | | 35 | 72 | | | | | | 33 | | | |
| 1.1 i (44 kW) Eng.HDZ (TU1M) 7/88-12/96 | | | | | | | | | | | | | | | | | | | | |
| 19-2184 | | | F | | | | | | | 35 | 72 | | | | | | 33 | | | |

CITROEN LCV

| METELLI ref | Spare Parts | | F/R | L/R | | | ABS | A | B | C | D | E | F | G | H | I | L | M | Fig | NOTE |
|---|-------------|--------|-----|-----|--|--|-----|---|---|----|----|---|---|---|---|---|---|----|-----|------|
| 1.3 (47 kW) Eng.G1A 7/87-5/88 | | | | | | | | | | | | | | | | | | | | |
| 19-2184 | | 05/88- | F | | | | | | | 35 | 72 | | | | | | | 33 | | |
| 1.4 (49 kW) Eng.K1H (TU3A) 7/87-12/96 | | | | | | | | | | | | | | | | | | | | |
| 19-2184 | | 05/88- | F | | | | | | | 35 | 72 | | | | | | | 33 | | |
| 1.4 E (44 kW) Eng.150D (XY7) (05.87-03.91) 5/87-12/96 | | | | | | | | | | | | | | | | | | | | |
| 19-2184 | | 05/88- | F | | | | | | | 35 | 72 | | | | | | | 33 | | |
| 1.4 i (55 kW) Eng.KDY (TU3FM), KDY (TU3M) 5/91-12/96 | | | | | | | | | | | | | | | | | | | | |
| 19-2184 | | | F | | | | | | | 35 | 72 | | | | | | | 33 | | |
| 1.8 D (44 kW) Eng.161A (XUD7) 7/86-12/00 | | | | | | | | | | | | | | | | | | | | |
| 19-2184 | | 05/88- | F | | | | | | | 35 | 72 | | | | | | | 33 | | |
| 1.9 D (44 kW) Eng.WJX (DW8B) 12/00-12/05 | | | | | | | | | | | | | | | | | | | | |
| 19-2184 | | | F | | | | | | | 35 | 72 | | | | | | | 33 | | |
| 1.9 D (51 kW) Eng.WJY (DW8B) 1/00-7/05 | | | | | | | | | | | | | | | | | | | | |
| 19-2184 | | | F | | | | | | | 35 | 72 | | | | | | | 33 | | |
| C2 Enterprise (JG_) 11/03-1/70 | | | | | | | | | | | | | | | | | | | | |
| 1.1 (44 kW) Eng.HFX (TU1A) (07.08-.), HFX (TU1JP) 11/03-12/09 | | | | | | | | | | | | | | | | | | | | |
| 19-2165 | | | F | | | | | | | 37 | 72 | | | | | | | 33 | | -ABS |
| 19-2332 | | | F | | | | | | | 37 | 72 | | | | | | | 33 | | +ABS |
| 1.4 HDi (50 kW) Eng.8HX (DV4TD) 9/06-12/09 | | | | | | | | | | | | | | | | | | | | |
| 19-2165 | | | F | | | | | | | 37 | 72 | | | | | | | 33 | | -ABS |
| 19-2332 | | | F | | | | | | | 37 | 72 | | | | | | | 33 | | +ABS |
| 1.4 HDi (51 kW) Eng.8HZ (DV4TD) 11/03-4/05 | | | | | | | | | | | | | | | | | | | | |
| 19-2165 | | | F | | | | | | | 37 | 72 | | | | | | | 33 | | -ABS |
| 19-2332 | | | F | | | | | | | 37 | 72 | | | | | | | 33 | | +ABS |
| C3 II Aircross Van (2C_, 2R_) 5/19-1/70 | | | | | | | | | | | | | | | | | | | | |
| 1.5 BlueHDI 100 (73 kW) Eng.YHY (DV5RD) 5/19-1/70 | | | | | | | | | | | | | | | | | | | | |
| 19-2297 | | | F | | | | | | | 42 | 82 | | | | | | | 36 | | |

CITROEN LCV

| METELLI ref | Spare Parts | | F/R | L/R | | | ABS | A | B | C | D | E | F | G | H | I | L | M | Fig | NOTE |
|---|-------------|--|-----|-----|--|--|-----|---|---|----|----|---|---|---|---|---|----|---|-----|-----------------|
| 19-2907 | | | R | | | | | | | 30 | 62 | | | | | | 48 | | | |
| 1.5 BlueHDI 120 (88 kW) Eng.YHX (DV5RC) 5/19-1/70 | | | | | | | | | | | | | | | | | | | | |
| 19-2297 | | | F | | | | | | | 42 | 82 | | | | | | 36 | | | |
| 19-2907 | | | R | | | | | | | 30 | 62 | | | | | | 48 | | | |
| 1.6 BlueHDI 100 (73 kW) Eng.BHY (DV6FD) 5/19-1/70 | | | | | | | | | | | | | | | | | | | | |
| 19-2297 | | | F | | | | | | | 42 | 82 | | | | | | 36 | | | |
| 19-2907 | | | R | | | | | | | 30 | 62 | | | | | | 48 | | | |
| PureTech 82 (60 kW) Eng.HMZ (EB2F) 5/19-1/70 | | | | | | | | | | | | | | | | | | | | |
| 19-2297 | | | F | | | | | | | 42 | 82 | | | | | | 36 | | | |
| 19-2907 | | | R | | | | | | | 30 | 62 | | | | | | 48 | | | |
| PureTech 82 (81 kW) Eng.HNZ (EB2DT) 5/19-1/70 | | | | | | | | | | | | | | | | | | | | |
| 19-2297 | | | F | | | | | | | 42 | 82 | | | | | | 36 | | | |
| 19-2907 | | | R | | | | | | | 30 | 62 | | | | | | 48 | | | |
| C3 II Box body / Hatchback (SC_) 11/09-1/70 | | | | | | | | | | | | | | | | | | | | |
| 1.4 HDi (50 kW) Eng.8HR (DV4C) 6/10-9/16 | | | | | | | | | | | | | | | | | | | | |
| 19-2297 | | | F | | | | | | | 42 | 82 | | | | | | 36 | | | |
| 19-2332 | | | F | | | | | | | 37 | 72 | | | | | | 33 | | | |
| 19-2907 | | | R | | | | | | | 30 | 62 | | | | | | 48 | | | Rear Disc Brake |
| 19-8109 | | | R | | | | | | | 25 | 52 | | | | | | 42 | | | Rear Drum Brake |
| 1.6 BlueHDi (55 kW) Eng.BHW (DV6FE) 3/15-9/16 | | | | | | | | | | | | | | | | | | | | |
| 19-2297 | | | F | | | | | | | 42 | 82 | | | | | | 36 | | | |
| 19-2332 | | | F | | | | | | | 37 | 72 | | | | | | 33 | | | |
| 19-2907 | | | R | | | | | | | 30 | 62 | | | | | | 48 | | | Rear Disc Brake |
| 19-8109 | | | R | | | | | | | 25 | 52 | | | | | | 42 | | | Rear Drum Brake |
| C3 III Van 3/17-1/70 | | | | | | | | | | | | | | | | | | | | |
| BlueHDi 100 (73 kW) Eng.BHY (DV6FD) 3/19-1/70 | | | | | | | | | | | | | | | | | | | | |
| 19-2297 | | | F | | | | | | | 42 | 82 | | | | | | 36 | | | |

CITROEN LCV

| METELLI ref | Spare Parts | | F/R | L/R | | | ABS | A | B | C | D | E | F | G | H | I | L | M | Fig | NOTE | |
|--|-------------|--|-----|-----|--|--|-----|---|---|----|----|---|---|---|---|---|---|---|-----|------|-----------------|
| 19-2332 | | | F | | | | | | | 37 | 72 | | | | | | | | | | |
| 19-2907 | | | R | | | | | | | 30 | 62 | | | | | | | | | | Rear Disc Brake |
| 19-8109 | | | R | | | | | | | 25 | 52 | | | | | | | | | | Rear Drum Brake |
| BlueHDi 100 (75 kW) Eng.YHY (DV5RD) 3/19-1/70 | | | | | | | | | | | | | | | | | | | | | |
| 19-2297 | | | F | | | | | | | 42 | 82 | | | | | | | | | | |
| 19-2332 | | | F | | | | | | | 37 | 72 | | | | | | | | | | |
| 19-2907 | | | R | | | | | | | 30 | 62 | | | | | | | | | | Rear Disc Brake |
| 19-8109 | | | R | | | | | | | 25 | 52 | | | | | | | | | | Rear Drum Brake |
| BlueHDi 75 (55 kW) Eng.BHW (DV6FE) 3/19-1/70 | | | | | | | | | | | | | | | | | | | | | |
| 19-2297 | | | F | | | | | | | 42 | 82 | | | | | | | | | | |
| 19-2907 | | | R | | | | | | | 30 | 62 | | | | | | | | | | Rear Disc Brake |
| 19-8109 | | | R | | | | | | | 25 | 52 | | | | | | | | | | Rear Drum Brake |
| PureTech 110 (81 kW) Eng.HNZ (EB2DT) 3/19-1/70 | | | | | | | | | | | | | | | | | | | | | |
| 19-2297 | | | F | | | | | | | 42 | 82 | | | | | | | | | | |
| 19-2332 | | | F | | | | | | | 37 | 72 | | | | | | | | | | |
| 19-2907 | | | R | | | | | | | 30 | 62 | | | | | | | | | | Rear Disc Brake |
| 19-8109 | | | R | | | | | | | 25 | 52 | | | | | | | | | | Rear Drum Brake |
| PureTech 82 (61 kW) Eng.HMR (EB2FA) 3/19-1/70 | | | | | | | | | | | | | | | | | | | | | |
| 19-2297 | | | F | | | | | | | 42 | 82 | | | | | | | | | | |
| 19-2332 | | | F | | | | | | | 37 | 72 | | | | | | | | | | |
| 19-8109 | | | R | | | | | | | 25 | 52 | | | | | | | | | | |
| C4 Cactus Van (0B_, 0P_) 5/19-1/70 | | | | | | | | | | | | | | | | | | | | | |
| BlueHDi 100 (73 kW) Eng.BHY (DV6FD) 5/19-1/70 | | | | | | | | | | | | | | | | | | | | | |
| 19-2297 | | | F | | | | | | | 42 | 82 | | | | | | | | | | |
| 19-2332 | | | F | | | | | | | 37 | 72 | | | | | | | | | | |
| 19-2907 | | | R | | | | | | | 30 | 62 | | | | | | | | | | Rear Disc Brake |
| 19-8109 | | | R | | | | | | | 25 | 52 | | | | | | | | | | Rear Drum Brake |

CITROEN LCV

| METELLI ref | Spare Parts | | F/R | LR | | | ABS | A | B | C | D | E | F | G | H | I | L | M | Fig | NOTE |
|--|-------------|--|-----|----|--|--|-----|---|---|----|----|---|---|---|---|---|---|---|-----|-----------------|
| BlueHDi 100 (73 kW) Eng.YHY (DV5RD) 5/19-1/70 | | | | | | | | | | | | | | | | | | | | |
| 19-2297 | | | F | | | | | | | 42 | 82 | | | | | | | | 36 | |
| 19-2332 | | | F | | | | | | | 37 | 72 | | | | | | | | 33 | |
| 19-2907 | | | R | | | | | | | 30 | 62 | | | | | | | | 48 | Rear Disc Brake |
| 19-8109 | | | R | | | | | | | 25 | 52 | | | | | | | | 42 | Rear Drum Brake |
| PureTech 110 (81 kW) Eng.HNP (EB2ADT), HNZ (EB2DT) 5/19-1/70 | | | | | | | | | | | | | | | | | | | | |
| 19-2297 | | | F | | | | | | | 42 | 82 | | | | | | | | 36 | |
| 19-2332 | | | F | | | | | | | 37 | 72 | | | | | | | | 33 | |
| 19-2907 | | | R | | | | | | | 30 | 62 | | | | | | | | 48 | Rear Disc Brake |
| 19-8109 | | | R | | | | | | | 25 | 52 | | | | | | | | 42 | Rear Drum Brake |
| PureTech 130 (96 kW) Eng.HNY (EB2DTS) 5/19-1/70 | | | | | | | | | | | | | | | | | | | | |
| 19-2297 | | | F | | | | | | | 42 | 82 | | | | | | | | 36 | |
| 19-2332 | | | F | | | | | | | 37 | 72 | | | | | | | | 33 | |
| 19-2907 | | | R | | | | | | | 30 | 62 | | | | | | | | 48 | Rear Disc Brake |
| 19-8109 | | | R | | | | | | | 25 | 52 | | | | | | | | 42 | Rear Drum Brake |
| PureTech 82 (60 kW) Eng.HMZ (EB2) 5/19-1/70 | | | | | | | | | | | | | | | | | | | | |
| 19-2297 | | | F | | | | | | | 42 | 82 | | | | | | | | 36 | |
| 19-2332 | | | F | | | | | | | 37 | 72 | | | | | | | | 33 | |
| 19-2907 | | | R | | | | | | | 30 | 62 | | | | | | | | 48 | Rear Disc Brake |
| 19-8109 | | | R | | | | | | | 25 | 52 | | | | | | | | 42 | Rear Drum Brake |
| C4 I Box body / Hatchback (LR_) 1/04-12/10 | | | | | | | | | | | | | | | | | | | | |
| 2.0 HDi (100 kW) Eng.RHR (DW10BTED4) 2/05-12/10 | | | | | | | | | | | | | | | | | | | | |
| 19-2297 | | | F | | | | | | | 42 | 82 | | | | | | | | 36 | |
| C4 II Box body / Hatchback (NC_) 11/09-1/70 | | | | | | | | | | | | | | | | | | | | |
| 1.6 BlueHDi (73 kW) Eng.BHY (DV6FD) 7/14-1/70 | | | | | | | | | | | | | | | | | | | | |
| 19-2297 | | | F | | | | | | | 42 | 82 | | | | | | | | 36 | |
| 19-2753 | | | F | | | | | | | 45 | 83 | | | | | | | | 44 | 19Inch Wheels |

CITROEN LCV

| METELLI ref | Spare Parts | | F/R | L/R | | | ABS | A | B | C | D | E | F | G | H | I | L | M | Fig | NOTE |
|--|-------------|--|-----|-----|--|--|-----|---|---|----|----|-----|---|---|---|---|-----|---|-----|---------------|
| 19-2776 | | | R | | | | | | | 30 | 62 | | | | | | 51 | | | |
| 1.6 BlueHDi (88 kW) Eng.BHZ (DV6FC) 2/15-1/70 | | | | | | | | | | | | | | | | | | | | |
| 19-2297 | | | F | | | | | | | 42 | 82 | | | | | | 36 | | | |
| 19-2753 | | | F | | | | | | | 45 | 83 | | | | | | 44 | | | 19Inch Wheels |
| 19-2776 | | | R | | | | | | | 30 | 62 | | | | | | 51 | | | |
| 1.6 HDi (68 kW) Eng.9HP (DV6DTE) 6/10-1/70 | | | | | | | | | | | | | | | | | | | | |
| 19-2297 | | | F | | | | | | | 42 | 82 | | | | | | 36 | | | |
| 19-2753 | | | F | | | | | | | 45 | 83 | | | | | | 44 | | | 19Inch Wheels |
| 19-2776 | | | R | | | | | | | 30 | 62 | | | | | | 51 | | | |
| 1.6 HDi (82 kW) Eng.9HR (DV6C) 11/09-1/70 | | | | | | | | | | | | | | | | | | | | |
| 19-2297 | | | F | | | | | | | 42 | 82 | | | | | | 36 | | | |
| 19-2753 | | | F | | | | | | | 45 | 83 | | | | | | 44 | | | 19Inch Wheels |
| 19-2776 | | | R | | | | | | | 30 | 62 | | | | | | 51 | | | |
| C4 Spacetourer Van (3D_) 5/19-1/70 | | | | | | | | | | | | | | | | | | | | |
| BlueHDi 120 (88 kW) Eng.BHZ (DV6FC) 5/19-1/70 | | | | | | | | | | | | | | | | | | | | |
| 19-2369 | | | R | | | | | | | 65 | | 130 | | | | | 113 | | | Disc 268mm |
| 19-8155 | | | F | | | | | | | 42 | 80 | | | | | | 44 | | | |
| BlueHDi 130 (96 kW) Eng.YHZ (DV5RC) 5/19-1/70 | | | | | | | | | | | | | | | | | | | | |
| 19-2369 | | | R | | | | | | | 65 | | 130 | | | | | 113 | | | Disc 268mm |
| 19-8155 | | | F | | | | | | | 42 | 80 | | | | | | 44 | | | |
| PureTech 130 (96 kW) Eng.HNY (EB2DTS) 5/19-1/70 | | | | | | | | | | | | | | | | | | | | |
| 19-2369 | | | R | | | | | | | 65 | | 130 | | | | | 113 | | | Disc 268mm |
| 19-8155 | | | F | | | | | | | 42 | 80 | | | | | | 44 | | | |
| C5 Box body / Van / SW Van (DE_, RE_) 6/02-1/08 | | | | | | | | | | | | | | | | | | | | |
| 1.6 HDi (80 kW) Eng.9HY (DV6TED4), 9HZ (DV6TED4) 9/04-1/08 | | | | | | | | | | | | | | | | | | | | |
| 19-2297 | | | F | | | | | | | 42 | 82 | | | | | | 36 | | | |

CITROEN LCV

| METELLI ref | Spare Parts | F/R | L/R | ABS | A | B | C | D | E | F | G | H | I | L | M | Fig | NOTE |
|--|-------------|-----|-----|-----|---|---|----|------|-----|---|---|---|---|---|---|-----|------------|
| 1.8 (85 kW) Eng.6FZ (EW7J4) 9/04-8/05 | | | | | | | | | | | | | | | | | |
| 19-2297 | | F | | | | | 42 | 82 | | | | | | | | 36 | |
| 2.0 (103 kW) Eng.RFJ (EW10A) 11/04-1/08 | | | | | | | | | | | | | | | | | |
| 19-2297 | | F | | | | | 42 | 82 | | | | | | | | 36 | |
| 2.0 HDi (66 kW) Eng.RHY (DW10TD) 6/02-8/04 | | | | | | | | | | | | | | | | | |
| 19-2297 | | F | | | | | 42 | 82 | | | | | | | | 36 | |
| 2.0 HDi (79 kW) Eng.RHS (DW10ATED) 6/02-8/04 | | | | | | | | | | | | | | | | | |
| 19-2297 | | F | | | | | 42 | 82 | | | | | | | | 36 | |
| 2.0 HDi (80 kW) Eng.RHZ (DW10ATED) 6/02-8/04 | | | | | | | | | | | | | | | | | |
| 19-2297 | | F | | | | | 42 | 82 | | | | | | | | 36 | |
| 2.0 HDi (100 kW) Eng.RHR (DW10BTED4) 9/04-1/08 | | | | | | | | | | | | | | | | | |
| 19-2297 | | F | | | | | 42 | 82 | | | | | | | | 36 | |
| 2.2 HDi (98 kW) Eng.- 6/02-8/04 | | | | | | | | | | | | | | | | | |
| 19-2297 | | F | | | | | 42 | 82 | | | | | | | | 36 | |
| Grand C4 Spacetourer Van (3A_, 3E_) 5/19-1/70 | | | | | | | | | | | | | | | | | |
| BlueHDi 130 (96 kW) Eng.YHZ (DV5RC) 5/19-1/70 | | | | | | | | | | | | | | | | | |
| 19-2369 | | R | | | | | 65 | | 130 | | | | | | | 113 | Disc 268mm |
| 19-8155 | | F | | | | | 42 | 80 | | | | | | | | 44 | |
| BlueHDi 160 (120 kW) Eng.EHY (DW10FCC) 5/19-1/70 | | | | | | | | | | | | | | | | | |
| 19-2369 | | R | | | | | 65 | | 130 | | | | | | | 113 | Disc 268mm |
| 19-8155 | | F | | | | | 42 | 80 | | | | | | | | 44 | |
| PureTech 130 (96 kW) Eng.HNY (EB2DTS) 5/19-1/70 | | | | | | | | | | | | | | | | | |
| 19-2369 | | R | | | | | 65 | | 130 | | | | | | | 113 | Disc 268mm |
| 19-8155 | | F | | | | | 42 | 80 | | | | | | | | 44 | |
| Jumpy I Platform/Chassis (BU_, BV_, BW_, BX_) 10/99-10/06 | | | | | | | | | | | | | | | | | |
| 1.9 TD (68 kW) Eng.D8B (XUD9TE) 10/99-10/06 | | | | | | | | | | | | | | | | | |
| 19-1576 | | F | | | | | 44 | 82,5 | | | | | | | | 37 | |

CITROEN LCV

| METELLI ref | Spare Parts | | F/R | L/R | | ABS | A | B | C | D | E | F | G | H | I | L | M | Fig | NOTE |
|--|-------------|--|-----|-----|--|-----|---|---|----|------|-------|---|---|---|---|----|---|-----|------|
| 19-1625 | | | R | | | 48 | | | 30 | | 119,9 | | | | | 70 | | | +ABS |
| 19-2906 | | | R | | | 48 | | | 30 | | 120 | | | | | 70 | | | -ABS |
| 2.0 (100 kW) Eng.RFN (EW10J4) 12/03-10/06 | | | | | | | | | | | | | | | | | | | |
| 19-1576 | | | F | | | | | | 44 | 82,5 | | | | | | 37 | | | |
| 19-1625 | | | R | | | 48 | | | 30 | | 119,9 | | | | | 70 | | | +ABS |
| 19-2906 | | | R | | | 48 | | | 30 | | 120 | | | | | 70 | | | -ABS |
| 2.0 HDi 110 (80 kW) Eng.RHZ (DW10ATED), RHZ (DW10BTED), RHZ (DW10BTED+), R 12/03-10/06 | | | | | | | | | | | | | | | | | | | |
| 19-1576 | | | F | | | | | | 44 | 82,5 | | | | | | 37 | | | |
| 19-1625 | | | R | | | 48 | | | 30 | | 119,9 | | | | | 70 | | | +ABS |
| 19-2906 | | | R | | | 48 | | | 30 | | 120 | | | | | 70 | | | -ABS |
| 2.0 HDi 110 16V (80 kW) Eng.RHW (DW10ATED4) 12/03-10/06 | | | | | | | | | | | | | | | | | | | |
| 19-1576 | | | F | | | | | | 44 | 82,5 | | | | | | 37 | | | |
| 19-1625 | | | R | | | 48 | | | 30 | | 119,9 | | | | | 70 | | | +ABS |
| 19-2906 | | | R | | | 48 | | | 30 | | 120 | | | | | 70 | | | -ABS |
| 2.0 HDi 95 (69 kW) Eng.RHX (DW10BTED) 10/99-10/06 | | | | | | | | | | | | | | | | | | | |
| 19-1576 | | | F | | | | | | 44 | 82,5 | | | | | | 37 | | | |
| 19-1625 | | | R | | | 48 | | | 30 | | 119,9 | | | | | 70 | | | +ABS |
| 19-2906 | | | R | | | 48 | | | 30 | | 120 | | | | | 70 | | | -ABS |
| Jumpy I Van (BS_, BT_, BY_, BZ_) / Dispatch 10/95-10/06 | | | | | | | | | | | | | | | | | | | |
| 1.6 i (58 kW) Eng.1580 SPI, 220 A2.000 10/95-8/00 | | | | | | | | | | | | | | | | | | | |
| 19-1576 | | | F | | | | | | 44 | 82,5 | | | | | | 37 | | | |
| 19-1625 | | | R | | | 48 | | | 30 | | 119,9 | | | | | 70 | | | +ABS |
| 19-2906 | | | R | | | 48 | | | 30 | | 120 | | | | | 70 | | | -ABS |
| 1.9 D (51 kW) Eng.D9B (XUD9A/U) 10/95-8/98 | | | | | | | | | | | | | | | | | | | |
| 19-1576 | | | F | | | | | | 44 | 82,5 | | | | | | 37 | | | |
| 1.9 D 70 (51 kW) Eng.WJY (DW8B), WJZ (DW8) 4/98-10/06 | | | | | | | | | | | | | | | | | | | |
| 19-1576 | | | F | | | | | | 44 | 82,5 | | | | | | 37 | | | |
| 19-1625 | | | R | | | 48 | | | 30 | | 119,9 | | | | | 70 | | | +ABS |

CITROEN LCV

| METELLI ref | Spare Parts | | F/R | L/R | | ABS | A | B | C | D | E | F | G | H | I | L | M | Fig | NOTE |
|--|-------------|--|-----|-----|--|-----|---|---|----|------|-------|---|---|---|---|----|---|-----|------|
| 19-2906 | | | R | | | 48 | | | 30 | | 120 | | | | | 70 | | | -ABS |
| 1.9 DT (65 kW) Eng.- 10/95-8/00 | | | | | | | | | | | | | | | | | | | |
| 19-1576 | | | F | | | | | | 44 | 82,5 | | | | | | 37 | | | |
| 1.9 TD (66 kW) Eng.DHX (XUD9TF/BTF) 10/95-8/00 | | | | | | | | | | | | | | | | | | | |
| 19-1576 | | | F | | | | | | 44 | 82,5 | | | | | | 37 | | | |
| 19-1625 | | | R | | | 48 | | | 30 | | 119,9 | | | | | 70 | | | +ABS |
| 19-2906 | | | R | | | 48 | | | 30 | | 120 | | | | | 70 | | | -ABS |
| 1.9 TD (68 kW) Eng.D8B (XUD9TE) 10/95-8/00 | | | | | | | | | | | | | | | | | | | |
| 19-1576 | | | F | | | | | | 44 | 82,5 | | | | | | 37 | | | |
| 2.0 HDi 110 (80 kW) Eng.RHW (DW10ATED4) 1/02-10/06 | | | | | | | | | | | | | | | | | | | |
| 19-1576 | | | F | | | | | | 44 | 82,5 | | | | | | 37 | | | |
| 19-1625 | | | R | | | 48 | | | 30 | | 119,9 | | | | | 70 | | | +ABS |
| 19-2906 | | | R | | | 48 | | | 30 | | 120 | | | | | 70 | | | -ABS |
| 2.0 HDi 110 (80 kW) Eng.RHZ (DW10ATED), RHZ (DW10BTED), RHZ (DW10BTED+), R 10/01-10/06 | | | | | | | | | | | | | | | | | | | |
| 19-1576 | | | F | | | | | | 44 | 82,5 | | | | | | 37 | | | |
| 19-1625 | | | R | | | 48 | | | 30 | | 119,9 | | | | | 70 | | | +ABS |
| 19-2906 | | | R | | | 48 | | | 30 | | 120 | | | | | 70 | | | -ABS |
| 2.0 HDi 95 (69 kW) Eng.RHX (DW10BTED) 10/99-10/06 | | | | | | | | | | | | | | | | | | | |
| 19-1576 | | | F | | | | | | 44 | 82,5 | | | | | | 37 | | | |
| 19-1625 | | | R | | | 48 | | | 30 | | 119,9 | | | | | 70 | | | +ABS |
| 19-2906 | | | R | | | 48 | | | 30 | | 120 | | | | | 70 | | | -ABS |
| 2.0 i 16V (102 kW) Eng.RFN (EW10J4) 3/00-10/06 | | | | | | | | | | | | | | | | | | | |
| 19-1576 | | | F | | | | | | 44 | 82,5 | | | | | | 37 | | | |
| 19-1625 | | | R | | | 48 | | | 30 | | 119,9 | | | | | 70 | | | +ABS |
| 19-2906 | | | R | | | 48 | | | 30 | | 120 | | | | | 70 | | | -ABS |

CITROEN LCV

| METELLI ref | Spare Parts | | F/R | L/R | | | ABS | A | B | C | D | E | F | G | H | I | L | M | Fig | NOTE |
|--|-------------|--------|-----|-----|--|--|-----|---|---|----|----|-----|---|---|---|---|---|-------|-----|------------|
| Jumpy II Platform/Chassis / Dispatch 6/07-1/70 | | | | | | | | | | | | | | | | | | | | |
| 2.0 HDi 125 (94 kW) Eng.AHZ (DW10CD) 7/11-1/70 | | | | | | | | | | | | | | | | | | | | |
| 19-2803 | | | F | | | | | | | 45 | 86 | | | | | | | 44 | | |
| Jumpy II Van / Dispatch 1/07-1/70 | | | | | | | | | | | | | | | | | | | | |
| 1.6 HDi 90 16V (66 kW) Eng.9HU (DV6UTED4) 1/07-3/16 | | | | | | | | | | | | | | | | | | | | |
| 19-2803 | | | F | | | | | | | 45 | 86 | | | | | | | 44 | | |
| 19-2916 | | | R | | | | | | | | | 137 | | | | | | 139,5 | | Brake drum |
| 19-2990 | | -06/08 | R | | | | | | | | | 128 | | | | | | 146 | | Brake disc |
| 1.6 HDi 90 8V (66 kW) Eng.9HH (DV6DUM), 9HM (DV6UC) (01.14-.) 1/07-3/16 | | | | | | | | | | | | | | | | | | | | |
| 19-2803 | | | F | | | | | | | 45 | 86 | | | | | | | 44 | | |
| 2.0 HDi 120 (88 kW) Eng.RHK (DW10UTED4) 1/07-3/16 | | | | | | | | | | | | | | | | | | | | |
| 19-2803 | | | F | | | | | | | 45 | 86 | | | | | | | 44 | | |
| 19-2916 | | | R | | | | | | | | | 137 | | | | | | 139,5 | | Brake drum |
| 19-2990 | | -06/08 | R | | | | | | | | | 128 | | | | | | 146 | | Brake disc |
| 2.0 HDi 120 4x4 (88 kW) Eng.RHK (DW10UTED4) 1/10-3/16 | | | | | | | | | | | | | | | | | | | | |
| 19-2803 | | | F | | | | | | | 45 | 86 | | | | | | | 44 | | |
| 2.0 HDi 125 (94 kW) Eng.AHZ (DW10CD) 7/11-3/16 | | | | | | | | | | | | | | | | | | | | |
| 19-2803 | | | F | | | | | | | 45 | 86 | | | | | | | 44 | | |
| 19-2916 | | | R | | | | | | | | | 137 | | | | | | 139,5 | | Brake drum |
| 2.0 HDi 140 (100 kW) Eng.RHR (DW10BTED4) 1/07-3/16 | | | | | | | | | | | | | | | | | | | | |
| 19-2803 | | | F | | | | | | | 45 | 86 | | | | | | | 44 | | |
| 19-2916 | | | R | | | | | | | | | 137 | | | | | | 139,5 | | Brake drum |
| 19-2990 | | -06/08 | R | | | | | | | | | 128 | | | | | | 146 | | Brake disc |
| 2.0 HDi 165 (120 kW) Eng.RHH (DW10CTED4) 7/10-3/16 | | | | | | | | | | | | | | | | | | | | |
| 19-2803 | | | F | | | | | | | 45 | 86 | | | | | | | 44 | | |
| 19-2916 | | | R | | | | | | | | | 137 | | | | | | 139,5 | | Brake drum |

CITROEN LCV

| METELLI ref | Spare Parts | | F/R | L/R | | | ABS | A | B | C | D | E | F | G | H | I | L | M | Fig | NOTE |
|---|-------------|--------|-----|-----|--|--|-----|---|----|----|----|-----|---|---|---|---|---|-------|-----|------------|
| 2.0 HDi 95 (72 kW) Eng.AHY (DW10CE) 7/11-3/16 | | | | | | | | | | | | | | | | | | | | |
| 19-2803 | | | F | | | | | | | 45 | 86 | | | | | | | 44 | | |
| 19-2916 | | | R | | | | | | | | | 137 | | | | | | 139,5 | | Brake drum |
| 2.0 i (103 kW) Eng.RFH (EW10A) 1/07-3/16 | | | | | | | | | | | | | | | | | | | | |
| 19-2803 | | | F | | | | | | | 45 | 86 | | | | | | | 44 | | |
| 19-2916 | | | R | | | | | | | | | 137 | | | | | | 139,5 | | Brake drum |
| 19-2990 | | -06/08 | R | | | | | | | | | 128 | | | | | | 146 | | Brake disc |
| Jumpy III Platform/Chassis (V_)/ Dispatch 9/16-1/70 | | | | | | | | | | | | | | | | | | | | |
| 1.6 BlueHDi 95 (70 kW) Eng.BHS (DV6FDU), BHV (DV6FDU) 9/16-1/70 | | | | | | | | | | | | | | | | | | | | |
| 19-2803 | | | F | | | | | | | 45 | 86 | | | | | | | 44 | | |
| 19-8188 | | | R | | | | | | 28 | | | 128 | | | | | | | | |
| 2.0 BlueHDi 120 (90 kW) Eng.AHK (DW10FE) 9/16-1/70 | | | | | | | | | | | | | | | | | | | | |
| 19-2803 | | | F | | | | | | | 45 | 86 | | | | | | | 44 | | |
| 19-8188 | | | R | | | | | | 28 | | | 128 | | | | | | | | |
| 2.0 BlueHDi 150 (110 kW) Eng.AHX (DW10FD) 9/16-1/70 | | | | | | | | | | | | | | | | | | | | |
| 19-2803 | | | F | | | | | | | 45 | 86 | | | | | | | 44 | | |
| 19-8188 | | | R | | | | | | 28 | | | 128 | | | | | | | | |
| Jumpy III Van (V_) / Dispatch 4/16-1/70 | | | | | | | | | | | | | | | | | | | | |
| 1.5 BlueHDi 100 (75 kW) Eng.YHR (DV5RUCd) 6/18-1/70 | | | | | | | | | | | | | | | | | | | | |
| 19-2803 | | | F | | | | | | | 45 | 86 | | | | | | | 44 | | |
| 19-8188 | | | R | | | | | | 28 | | | 128 | | | | | | | | |
| 1.5 BlueHDi 120 (88 kW) Eng.YHV (DV5RUC) 6/18-1/70 | | | | | | | | | | | | | | | | | | | | |
| 19-2803 | | | F | | | | | | | 45 | 86 | | | | | | | 44 | | |
| 19-8188 | | | R | | | | | | 28 | | | 128 | | | | | | | | |
| 1.6 BlueHDi 115 (85 kW) Eng.BHX (DV6FCU) 4/16-1/70 | | | | | | | | | | | | | | | | | | | | |
| 19-2803 | | | F | | | | | | | 45 | 86 | | | | | | | 44 | | |
| 19-8188 | | | R | | | | | | 28 | | | 128 | | | | | | | | |

CITROEN LCV

| METELLI ref | Spare Parts | F/R | L/R | ABS | A | B | C | D | E | F | G | H | I | L | M | Fig | NOTE |
|--|-------------|-----|-----|-----|---|----|----|----|-----|---|---|---|---|------|---|-----|----------|
| 1.6 BlueHDi 90 (66 kW) Eng.9HF (DV6DU) 9/18-1/70 | | | | | | | | | | | | | | | | | |
| 19-2803 | | F | | | | | 45 | 86 | | | | | | 44 | | | |
| 1.6 BlueHDi 95 (70 kW) Eng.BHS (DV6FDU), BHV (DV6FDU) 4/16-1/70 | | | | | | | | | | | | | | | | | |
| 19-2803 | | F | | | | | 45 | 86 | | | | | | 44 | | | |
| 19-8188 | | R | | | | 28 | | | 128 | | | | | | | | |
| 2.0 BlueHDi 120 (90 kW) Eng.AHK (DW10FE) 4/16-1/70 | | | | | | | | | | | | | | | | | |
| 19-2803 | | F | | | | | 45 | 86 | | | | | | 44 | | | |
| 19-8188 | | R | | | | 28 | | | 128 | | | | | | | | |
| 2.0 BlueHDi 150 (110 kW) Eng.AHX (DW10FD) 4/16-1/70 | | | | | | | | | | | | | | | | | |
| 19-2803 | | F | | | | | 45 | 86 | | | | | | 44 | | | |
| 19-8188 | | R | | | | 28 | | | 128 | | | | | | | | |
| 2.0 BlueHDi 180 (130 kW) Eng.AHH (DW10FC), EHZ (DW10FDCU) (10.19-.) 4/16-1/70 | | | | | | | | | | | | | | | | | |
| 19-2803 | | F | | | | | 45 | 86 | | | | | | 44 | | | |
| 19-8188 | | R | | | | 28 | | | 128 | | | | | | | | |
| E-JUMPY (100 kW) Eng.ZKX (ZK01) 9/20-1/70 | | | | | | | | | | | | | | | | | |
| 19-2803 | | F | | | | | 45 | 86 | | | | | | 44 | | | |
| 19-8188 | | R | | | | 28 | | | 128 | | | | | | | | |
| Nemo Van (AA_) 2/08-1/70 | | | | | | | | | | | | | | | | | |
| 1.3 BlueHDi 80 (59 kW) Eng.FHY (F13DTE6) 2/16-1/70 | | | | | | | | | | | | | | | | | |
| 19-1617 | | R | | | | | 30 | | 117 | | | | | 60,6 | | | -ABS |
| 19-2536 | | R | | | | 33 | 30 | | 117 | | | | | 62 | | | +ABS |
| 1.3 HDi 75 (55 kW) Eng.FHZ (F13DTE5) 10/10-1/70 | | | | | | | | | | | | | | | | | |
| 19-2536 | | R | | | | 33 | 30 | | 117 | | | | | 62 | | | |
| 19-8127 | | F | | | | | 37 | 72 | | | | | | 37 | | | |
| 1.4 (54 kW) Eng.KFT (TU3AE5), KFU (TU3A) 2/08-1/70 | | | | | | | | | | | | | | | | | |
| 19-2272 | | F | | | | | 35 | 72 | | | | | | 33 | | | Eng. TU3 |
| 19-2536 | | R | | | | 33 | 30 | | 117 | | | | | 62 | | | |

CITROEN LCV

| METELLI ref | Spare Parts | F/R | L/R | ABS | A | B | C | D | E | F | G | H | I | L | M | Fig | NOTE |
|---|-------------|-----|-----|-----|---|----|----|----|-----|---|---|---|---|----|---|-----|------|
| 1.4 HDi (50 kW) Eng.8HS (DV4TED) 2/08-1/70 | | | | | | | | | | | | | | | | | |
| 19-2536 | | R | | | | 33 | 30 | | 117 | | | | | 62 | | | |
| 19-8127 | | F | | | | | 37 | 72 | | | | | | 37 | | | |
| Saxo Hatchback van (S3_) 1/96-1/70 | | | | | | | | | | | | | | | | | |
| 1.0 (33 kW) Eng.CDZ (TU9M) 10/97-6/03 | | | | | | | | | | | | | | | | | |
| 19-2165 | | F | | | | | 37 | 72 | | | | | | 33 | | | |
| 19-2686 | | R | | | | | 25 | 52 | | | | | | 37 | | | |
| 1.0 (37 kW) Eng.CDZ (TU9M) 8/99-6/03 | | | | | | | | | | | | | | | | | |
| 19-2165 | | F | | | | | 37 | 72 | | | | | | 33 | | | |
| 19-2686 | | R | | | | | 25 | 52 | | | | | | 37 | | | |
| 1.5 D (42 kW) Eng.VJZ (TUD5) 8/99-6/01 | | | | | | | | | | | | | | | | | |
| 19-2165 | | F | | | | | 37 | 72 | | | | | | 33 | | | |
| 19-2686 | | R | | | | | 25 | 52 | | | | | | 37 | | | |
| 1.5 D (43 kW) Eng.VJZ (TUD5) 7/01-6/03 | | | | | | | | | | | | | | | | | |
| 19-2165 | | F | | | | | 37 | 72 | | | | | | 33 | | | |
| 19-2686 | | R | | | | | 25 | 52 | | | | | | 37 | | | |
| Spacetourer (VA_, VE_) / Dispatch 4/16-1/70 | | | | | | | | | | | | | | | | | |
| 1.5 BlueHDi 100 (75 kW) Eng.YHR (DV5RUCd) 6/18-1/70 | | | | | | | | | | | | | | | | | |
| 19-2803 | | F | | | | | 45 | 86 | | | | | | 44 | | | |
| 19-8188 | | R | | | | 28 | | | 128 | | | | | | | | |
| 1.5 BlueHDi 120 (88 kW) Eng.YHV (DV5RUC) 6/18-1/70 | | | | | | | | | | | | | | | | | |
| 19-2803 | | F | | | | | 45 | 86 | | | | | | 44 | | | |
| 19-8188 | | R | | | | 28 | | | 128 | | | | | | | | |
| 1.6 BlueHDi 115 (85 kW) Eng.BHX (DV6FCU) 4/16-1/70 | | | | | | | | | | | | | | | | | |
| 19-2803 | | F | | | | | 45 | 86 | | | | | | 44 | | | |
| 19-8188 | | R | | | | 28 | | | 128 | | | | | | | | |

CITROEN LCV

| METELLI ref | Spare Parts | F/R | L/R | ABS | A | B | C | D | E | F | G | H | I | L | M | Fig | NOTE |
|---|-------------|-----|-----|-----|---|----|----|----|-----|---|---|---|---|----|---|-----|------|
| 1.6 BlueHDi 95 (70 kW) Eng.BHS (DV6FDU), BHV (DV6FDU) 4/16-1/70 | | | | | | | | | | | | | | | | | |
| 19-2803 | | F | | | | | 45 | 86 | | | | | | 44 | | | |
| 19-8188 | | R | | | | 28 | | | 128 | | | | | | | | |
| 1.6 HDi 90 (66 kW) Eng.9HF (DV6DU) 7/18-1/70 | | | | | | | | | | | | | | | | | |
| 19-2803 | | F | | | | | 45 | 86 | | | | | | 44 | | | |
| 19-8188 | | R | | | | 28 | | | 128 | | | | | | | | |
| 2.0 BlueHDi 120 (90 kW) Eng.AHK (DW10FE) 12/19-1/70 | | | | | | | | | | | | | | | | | |
| 19-2803 | | F | | | | | 45 | 86 | | | | | | 44 | | | |
| 19-8188 | | R | | | | 28 | | | 128 | | | | | | | | |
| 2.0 BlueHDi 150 (110 kW) Eng.AHX (DW10FD) 4/16-1/70 | | | | | | | | | | | | | | | | | |
| 19-2803 | | F | | | | | 45 | 86 | | | | | | 44 | | | |
| 19-8188 | | R | | | | 28 | | | 128 | | | | | | | | |
| 2.0 BlueHDi 180 (130 kW) Eng.AHH (DW10FC), EHZ (DW10FDCU) (10.19-.) 4/16-1/70 | | | | | | | | | | | | | | | | | |
| 19-2803 | | F | | | | | 45 | 86 | | | | | | 44 | | | |
| 19-8188 | | R | | | | 28 | | | 128 | | | | | | | | |
| E-SPACETOURER (100 kW) Eng.ZKX (ZK01) 9/20-1/70 | | | | | | | | | | | | | | | | | |
| 19-2803 | | F | | | | | 45 | 86 | | | | | | 44 | | | |
| 19-8188 | | R | | | | 28 | | | 128 | | | | | | | | |
| Xantia Box body / Van / SW Van (X2_) 1/98-4/03 | | | | | | | | | | | | | | | | | |
| 1.9 DT (66 kW) Eng.- 1/98-12/00 | | | | | | | | | | | | | | | | | |
| 19-2129 | | F | | | | | 42 | 82 | | | | | | 36 | | | |
| 2.0 HDi (66 kW) Eng.RHY (DW10TD) 6/99-4/03 | | | | | | | | | | | | | | | | | |
| 19-2129 | | F | | | | | 42 | 82 | | | | | | 36 | | | |
| Xsara Box body / Hatchback (N3_) 5/98-3/05 | | | | | | | | | | | | | | | | | |
| 1.4 LPG (55 kW) Eng.KFX (TU3JP) 6/99-8/00 | | | | | | | | | | | | | | | | | |
| 19-2129 | | F | | | | | 42 | 82 | | | | | | 36 | | | |

CITROEN LCV

| METELLI ref | Spare Parts | | F/R | L/R | | | ABS | A | B | C | D | E | F | G | H | I | L | M | Fig | NOTE |
|---|-------------|--|-----|-----|--|--|-----|---|----|----|----|-------|---|---|---|---|---|----|-----|------|
| 1.9 D (51 kW) Eng.WJZ (DW8) 6/99-3/05 | | | | | | | | | | | | | | | | | | | | |
| 19-2129 | | | F | | | | | | | 42 | 82 | | | | | | | 36 | | |
| 2.0 HDi (66 kW) Eng.RHY (DW10TD) 9/00-3/05 | | | | | | | | | | | | | | | | | | | | |
| 19-2129 | | | F | | | | | | | 42 | 82 | | | | | | | 36 | | |
| Xsara Box body / Van / SW Van 5/98-8/05 | | | | | | | | | | | | | | | | | | | | |
| 1.4 (55 kW) Eng.KFX (TU3JP) 9/00-3/05 | | | | | | | | | | | | | | | | | | | | |
| 19-2129 | | | F | | | | | | | 42 | 82 | | | | | | | 36 | | |
| 1.9 D (51 kW) Eng.WJZ (DW8) 6/99-8/05 | | | | | | | | | | | | | | | | | | | | |
| 19-2129 | | | F | | | | | | | 42 | 82 | | | | | | | 36 | | |
| 2.0 HDi (66 kW) Eng.RHY (DW10TD) 9/00-3/05 | | | | | | | | | | | | | | | | | | | | |
| 19-2129 | | | F | | | | | | | 42 | 82 | | | | | | | 36 | | |
| ZX Box body / Hatchback (N2) 7/93-5/98 | | | | | | | | | | | | | | | | | | | | |
| 1.4 (55 kW) Eng.TU32 7/94-12/95 | | | | | | | | | | | | | | | | | | | | |
| 19-2129 | | | F | | | | | | | 42 | 82 | | | | | | | 36 | | |
| 1.8 (44 kW) Eng.- 7/93-5/98 | | | | | | | | | | | | | | | | | | | | |
| 19-2129 | | | F | | | | | | | 42 | 82 | | | | | | | 36 | | |
| 1.9 D (50 kW) Eng.- 7/94-6/97 | | | | | | | | | | | | | | | | | | | | |
| 19-2129 | | | F | | | | | | | 42 | 82 | | | | | | | 36 | | |
| CUPRA | | | | | | | | | | | | | | | | | | | | |
| Formentor (KM7) 10/20-1/70 | | | | | | | | | | | | | | | | | | | | |
| 1.4 e-HYBRID (150 kW) Eng.DGEA, EANA 1/21-1/70 | | | | | | | | | | | | | | | | | | | | |
| 19-2364 | | | F | | | | | | 36 | | | 136,4 | | | | | | 84 | | |
| 1.4 e-HYBRID (180 kW) Eng.DGEA, EANA 2/21-1/70 | | | | | | | | | | | | | | | | | | | | |
| 19-2364 | | | F | | | | | | 36 | | | 136,4 | | | | | | 84 | | |

CUPRA

| METELLI ref | Spare Parts | | F/R | L/R | | | ABS | A | B | C | D | E | F | G | H | I | L | M | Fig | NOTE |
|---|-------------|--|-----|-----|--|--|-----|---|----|---|---|-------|---|---|---|---|---|----|-----|------|
| 1.5 TSI (110 kW) Eng.DPCA 11/20-1/70 | | | | | | | | | | | | | | | | | | | | |
| 19-2364 | | | F | | | | | | 36 | | | 136,4 | | | | | | 84 | | |
| 2.0 TDI (110 kW) Eng.DTTA, DTTC 3/21-1/70 | | | | | | | | | | | | | | | | | | | | |
| 19-2364 | | | F | | | | | | 36 | | | 136,4 | | | | | | 84 | | |
| 2.0 TDI 4DRIVE (110 kW) Eng.DTTA, DTTC 3/21-1/70 | | | | | | | | | | | | | | | | | | | | |
| 19-2364 | | | F | | | | | | 36 | | | 136,4 | | | | | | 84 | | |
| 2.0 TSI 4Drive (228 kW) Eng.DNFB 7/20-1/70 | | | | | | | | | | | | | | | | | | | | |
| 19-2364 | | | F | | | | | | 36 | | | 136,4 | | | | | | 84 | | |
| 19-2780 | | | R | | | | | | | | | 136 | | | | | | 84 | | |

DACIA

1300 / Denem 12/72-5/83

1.3 (40 kW) Eng.810-02/-99 12/72-5/83

| | | | | | | | | | | | | | | | | | | | | |
|---------|--|--------|---|--|--|--|--|--|--|----|----|--|--|--|--|--|--|----|--|--|
| 19-2616 | | -09/77 | R | | | | | | | 20 | 47 | | | | | | | 15 | | |
|---------|--|--------|---|--|--|--|--|--|--|----|----|--|--|--|--|--|--|----|--|--|

1300 SW 12/72-5/83

1.3 (40 kW) Eng.810-02/-99 12/72-5/83

| | | | | | | | | | | | | | | | | | | | | |
|---------|--|--|---|--|--|--|--|--|--|----|----|--|--|--|--|--|--|----|--|--|
| 19-2616 | | | R | | | | | | | 20 | 47 | | | | | | | 15 | | |
|---------|--|--|---|--|--|--|--|--|--|----|----|--|--|--|--|--|--|----|--|--|

1310 SW 5/83-1/70

1.3 (40 kW) Eng.810-02/-99 5/83-7/04

| | | | | | | | | | | | | | | | | | | | | |
|---------|--|--|---|--|--|--|--|--|--|----|----|--|--|--|--|--|--|----|--|--|
| 19-2616 | | | R | | | | | | | 20 | 47 | | | | | | | 15 | | |
|---------|--|--|---|--|--|--|--|--|--|----|----|--|--|--|--|--|--|----|--|--|

Dokker (KE_) 11/12-1/70

1.2 TCe (85 kW) Eng.H5F 402, H5F 408 11/12-1/70

| | | | | | | | | | | | | | | | | | | | | |
|---------|--|--|---|--|--|--|--|--|--|----|----|--|--|--|--|--|--|----|--|--|
| 19-8135 | | | R | | | | | | | 30 | 62 | | | | | | | 48 | | |
|---------|--|--|---|--|--|--|--|--|--|----|----|--|--|--|--|--|--|----|--|--|

1.3 TCe 100 (KENU) (75 kW) Eng.H5H 470 8/19-1/70

| | | | | | | | | | | | | | | | | | | | | |
|---------|--|--|---|--|--|--|--|--|--|----|----|--|--|--|--|--|--|----|--|--|
| 19-2872 | | | F | | | | | | | 42 | 80 | | | | | | | 39 | | |
|---------|--|--|---|--|--|--|--|--|--|----|----|--|--|--|--|--|--|----|--|--|

DACIA

| METELLI ref | Spare Parts | F/R | L/R | ABS | A | B | C | D | E | F | G | H | I | L | M | Fig | NOTE |
|--|-------------|-----|-----|-----|---|---|----|----|---|---|---|---|---|---|---|-----|-----------------|
| 1.3 TCe 130 (96 kW) Eng.H5H 470 3/19-1/70 | | | | | | | | | | | | | | | | | |
| 19-2872 | | F | | | | | 42 | 80 | | | | | | | | 39 | |
| 1.5 Blue dCi 95 (KEJL) (70 kW) Eng.K9K 872 12/18-1/70 | | | | | | | | | | | | | | | | | |
| 19-2872 | | F | | | | | 42 | 80 | | | | | | | | 39 | |
| 1.5 dCi (55 kW) Eng.K9K 612, K9K 626, K9K 872 11/12-1/70 | | | | | | | | | | | | | | | | | |
| 19-8135 | | R | | | | | 30 | 62 | | | | | | | | 48 | |
| 1.5 DCi (63 kW) Eng.K9K 612, K9K 830 11/12-1/70 | | | | | | | | | | | | | | | | | |
| 19-8135 | | R | | | | | 30 | 62 | | | | | | | | 48 | Rear Drum Brake |
| 1.5 dCi (66 kW) Eng.K9K 612, K9K 626 11/12-1/70 | | | | | | | | | | | | | | | | | |
| 19-8135 | | R | | | | | 30 | 62 | | | | | | | | 48 | |
| 1.6 (61 kW) Eng.K7M 812, K7M 828 11/12-1/70 | | | | | | | | | | | | | | | | | |
| 19-8135 | | R | | | | | 30 | 62 | | | | | | | | 48 | |
| 1.6 (75 kW) Eng.H4M 738 4/15-1/70 | | | | | | | | | | | | | | | | | |
| 19-8135 | | R | | | | | 30 | 62 | | | | | | | | 48 | |
| 1.6 LPG (61 kW) Eng.K7M 812, K7M 828 11/13-1/70 | | | | | | | | | | | | | | | | | |
| 19-8135 | | R | | | | | 30 | 62 | | | | | | | | 48 | |
| 1.6 LPG (75 kW) Eng.H4M 740 4/15-1/70 | | | | | | | | | | | | | | | | | |
| 19-8135 | | R | | | | | 30 | 62 | | | | | | | | 48 | |
| 1.6 LPG (80 kW) Eng.H4M 740 8/18-1/70 | | | | | | | | | | | | | | | | | |
| 19-2872 | | F | | | | | 42 | 80 | | | | | | | | 39 | |
| 19-8135 | | R | | | | | 30 | 62 | | | | | | | | 48 | Rear Drum Brake |
| Duster II (HS_) 4/10-1/18 | | | | | | | | | | | | | | | | | |
| 1.2 TCe 125 (92 kW) Eng.H5F 404, H5F 408 10/13-1/18 | | | | | | | | | | | | | | | | | |
| 19-2872 | | F | | | | | 42 | 80 | | | | | | | | 39 | |
| 19-8135 | | R | | | | | 30 | 62 | | | | | | | | 48 | |
| 1.2 TCe 125 4x4 (92 kW) Eng.H5F 410 6/15-1/18 | | | | | | | | | | | | | | | | | |
| 19-2872 | | F | | | | | 42 | 80 | | | | | | | | 39 | |
| 19-2980 | | R | | | | | 42 | 77 | | | | | | | | 39 | |

DACIA

| METELLI ref | Spare Parts | | F/R | L/R | | | ABS | A | B | C | D | E | F | G | H | I | L | M | Fig | NOTE |
|---|-------------|--|-----|-----|--|--|-----|---|---|----|----|---|---|---|---|---|----|---|-----|-----------------|
| 19-8135 | | | R | | | | | | | 30 | 62 | | | | | | 48 | | | |
| 1.6 16V 4x4 (77 kW) Eng.K4M 606 6/10-1/18 | | | | | | | | | | | | | | | | | | | | |
| 19-2872 | | | F | | | | | | | 42 | 80 | | | | | | 39 | | | |
| 19-2980 | | | R | | | | | | | 42 | 77 | | | | | | 39 | | | |
| 1.6 16V Hi-Flex (77 kW) Eng.K4M 696 8/10-1/18 | | | | | | | | | | | | | | | | | | | | |
| 19-2872 | | | F | | | | | | | 42 | 80 | | | | | | 39 | | | |
| 19-8135 | | | R | | | | | | | 30 | 62 | | | | | | 48 | | | |
| 1.6 16V LPG (77 kW) Eng.K4M 616, K4M 642 4/11-1/18 | | | | | | | | | | | | | | | | | | | | |
| 19-2872 | | | F | | | | | | | 42 | 80 | | | | | | 39 | | | |
| 19-8135 | | | R | | | | | | | 30 | 62 | | | | | | 48 | | | |
| 1.6 SCe 115 (84 kW) Eng.H4M 438, H4M 738 6/15-1/18 | | | | | | | | | | | | | | | | | | | | |
| 19-2872 | | | F | | | | | | | 42 | 80 | | | | | | 39 | | | |
| 19-8135 | | | R | | | | | | | 30 | 62 | | | | | | 48 | | | |
| 1.6 SCe 115 4x4 (84 kW) Eng.H4M 430, H4M 730, H4M 738 6/15-1/18 | | | | | | | | | | | | | | | | | | | | |
| 19-2872 | | | F | | | | | | | 42 | 80 | | | | | | 39 | | | |
| 19-2980 | | | R | | | | | | | 42 | 77 | | | | | | 39 | | | |
| 1.6 SCe 115 LPG (84 kW) Eng.H4M 740 6/15-1/18 | | | | | | | | | | | | | | | | | | | | |
| 19-2872 | | | F | | | | | | | 42 | 80 | | | | | | 39 | | | |
| 19-8135 | | | R | | | | | | | 30 | 62 | | | | | | 48 | | | |
| Duster III (HM_) 10/17-1/70 | | | | | | | | | | | | | | | | | | | | |
| 1.0 TCe 100 (74 kW) Eng.H4D 450, H4D 460 1/19-1/70 | | | | | | | | | | | | | | | | | | | | |
| 19-2872 | | | F | | | | | | | 42 | 80 | | | | | | 39 | | | |
| 1.0 TCe 100 4x4 (HMMT) (74 kW) Eng.H4D 450, H4D 460 1/19-1/70 | | | | | | | | | | | | | | | | | | | | |
| 19-2872 | | | F | | | | | | | 42 | 80 | | | | | | 39 | | | |
| 19-2980 | | | R | | | | | | | 42 | 77 | | | | | | 39 | | | Rear Drum Brake |
| 1.2 TCe 125 (HMMA) (92 kW) Eng.H5F 408 10/17-1/70 | | | | | | | | | | | | | | | | | | | | |
| 19-2872 | | | F | | | | | | | 42 | 80 | | | | | | 39 | | | |

DACIA

| METELLI ref | Spare Parts | | F/R | L/R | | | ABS | A | B | C | D | E | F | G | H | I | L | M | Fig | NOTE |
|--|-------------|--|-----|-----|--|--|-----|---|---|----|----|---|---|---|---|---|---|---|-----|-----------------|
| 1.6 SCe 115 4x4 (HMM1) (84 kW) Eng.H4M 730, H4M 738 10/17-1/70 | | | | | | | | | | | | | | | | | | | | |
| 19-2872 | | | F | | | | | | | 42 | 80 | | | | | | | | 39 | |
| 19-2980 | | | R | | | | | | | 42 | 77 | | | | | | | | 39 | |
| 1.6 SCe 115 LPG (80 kW) Eng.H4M 740 10/17-1/70 | | | | | | | | | | | | | | | | | | | | |
| 19-2872 | | | F | | | | | | | 42 | 80 | | | | | | | | 39 | |
| Lodgy (JS_) 3/12-1/70 | | | | | | | | | | | | | | | | | | | | |
| 1.2 TCe (85 kW) Eng.H5F 402, H5F 408 3/12-1/70 | | | | | | | | | | | | | | | | | | | | |
| 19-2872 | | | F | | | | | | | 42 | 80 | | | | | | | | 39 | |
| 19-8135 | | | R | | | | | | | 30 | 62 | | | | | | | | 48 | |
| 1.3 TCe 100 (JSNU) (75 kW) Eng.H5H 470 1/19-1/70 | | | | | | | | | | | | | | | | | | | | |
| 19-2872 | | | F | | | | | | | 42 | 80 | | | | | | | | 39 | |
| 1.5 Blue dCi 95 (70 kW) Eng.K9K 872 8/18-1/70 | | | | | | | | | | | | | | | | | | | | |
| 19-2872 | | | F | | | | | | | 42 | 80 | | | | | | | | 39 | |
| 1.5 dCi (66 kW) Eng.K9K 612, K9K 626 3/12-1/70 | | | | | | | | | | | | | | | | | | | | |
| 19-2872 | | | F | | | | | | | 42 | 80 | | | | | | | | 39 | |
| 19-8135 | | | R | | | | | | | 30 | 62 | | | | | | | | 48 | |
| 1.5 dCi (79 kW) Eng.K9K 846 1/13-1/70 | | | | | | | | | | | | | | | | | | | | |
| 19-2872 | | | F | | | | | | | 42 | 80 | | | | | | | | 39 | |
| 19-8135 | | | R | | | | | | | 30 | 62 | | | | | | | | 48 | |
| 1.5 dCi (80 kW) Eng.K9K 666, K9K 846 6/15-1/70 | | | | | | | | | | | | | | | | | | | | |
| 19-2872 | | | F | | | | | | | 42 | 80 | | | | | | | | 39 | |
| 19-8135 | | | R | | | | | | | 30 | 62 | | | | | | | | 48 | |
| 1.5 dCi (81 kW) Eng.K9K 666, K9K 846 3/12-1/70 | | | | | | | | | | | | | | | | | | | | |
| 19-2872 | | | F | | | | | | | 42 | 80 | | | | | | | | 39 | |
| 19-8135 | | | R | | | | | | | 30 | 62 | | | | | | | | 48 | Rear Drum Brake |
| 1.6 (61 kW) Eng.K7M 812, K7M 828 3/12-1/70 | | | | | | | | | | | | | | | | | | | | |
| 19-2872 | | | F | | | | | | | 42 | 80 | | | | | | | | 39 | |
| 19-8135 | | | R | | | | | | | 30 | 62 | | | | | | | | 48 | |

DACIA

| METELLI ref | Spare Parts | | F/R | L/R | | | ABS | A | B | C | D | E | F | G | H | I | L | M | Fig | NOTE |
|---|-------------|--------|-----|-----|--|--|-----|---|---|----|----|---|---|---|---|---|---|---|-----|------|
| 1.4 (LSOA, LSOC, LSOE, LSOG) (55 kW) Eng.K7J 710, K7J 714 9/04-1/70 | | | | | | | | | | | | | | | | | | | | |
| 19-2347 | | 04/07- | F | | | | | | | 37 | 72 | | | | | | | | 37 | +ABS |
| 19-2350 | | | F | | | | | | | 37 | 72 | | | | | | | | 37 | -ABS |
| 19-2665 | | | R | | | | | | | 25 | 52 | | | | | | | | 37 | |
| 19-2799 | | -03/07 | F | | | | | | | 37 | 72 | | | | | | | | 37 | +ABS |
| 19-8120 | | | R | | | | | | | 25 | 55 | | | | | | | | 43 | |
| 1.4 MPI LPG (LS0C) (55 kW) Eng.K7J 710, K7J 714 2/06-12/12 | | | | | | | | | | | | | | | | | | | | |
| 19-2347 | | 04/07- | F | | | | | | | 37 | 72 | | | | | | | | 37 | +ABS |
| 19-2350 | | | F | | | | | | | 37 | 72 | | | | | | | | 37 | -ABS |
| 19-2665 | | | R | | | | | | | 25 | 52 | | | | | | | | 37 | |
| 19-2799 | | -03/07 | F | | | | | | | 37 | 72 | | | | | | | | 37 | +ABS |
| 19-8120 | | | R | | | | | | | 25 | 55 | | | | | | | | 43 | |
| 1.5 dCi (LS04) (55 kW) Eng.K9K 892 5/10-12/12 | | | | | | | | | | | | | | | | | | | | |
| 19-2347 | | | F | | | | | | | 37 | 72 | | | | | | | | 37 | +ABS |
| 19-2350 | | | F | | | | | | | 37 | 72 | | | | | | | | 37 | -ABS |
| 19-2665 | | | R | | | | | | | 25 | 52 | | | | | | | | 37 | |
| 19-8120 | | | R | | | | | | | 25 | 55 | | | | | | | | 43 | |
| 1.5 dCi (LS04) (65 kW) Eng.K9K 892 5/10-1/70 | | | | | | | | | | | | | | | | | | | | |
| 19-2347 | | | F | | | | | | | 37 | 72 | | | | | | | | 37 | +ABS |
| 19-2350 | | | F | | | | | | | 37 | 72 | | | | | | | | 37 | -ABS |
| 19-2665 | | | R | | | | | | | 25 | 52 | | | | | | | | 37 | |
| 19-8120 | | | R | | | | | | | 25 | 55 | | | | | | | | 43 | |
| 1.5 dCi (LS0J, LS0Y) (48 kW) Eng.K9K 790 9/05-1/70 | | | | | | | | | | | | | | | | | | | | |
| 19-2347 | | 04/07- | F | | | | | | | 37 | 72 | | | | | | | | 37 | +ABS |
| 19-2350 | | | F | | | | | | | 37 | 72 | | | | | | | | 37 | -ABS |
| 19-2665 | | | R | | | | | | | 25 | 52 | | | | | | | | 37 | |
| 19-2799 | | -03/07 | F | | | | | | | 37 | 72 | | | | | | | | 37 | +ABS |
| 19-8120 | | | R | | | | | | | 25 | 55 | | | | | | | | 43 | |

DACIA

| METELLI ref | Spare Parts | | F/R | L/R | | | ABS | A | B | C | D | E | F | G | H | I | L | M | Fig | NOTE |
|--|-------------|--------|-----|-----|--|--|-----|---|---|----|----|---|---|---|---|---|----|---|-----|------|
| 1.5 dCi (LS0K) (50 kW) Eng.K9K 792 1/06-12/12 | | | | | | | | | | | | | | | | | | | | |
| 19-2347 | | 04/07- | F | | | | | | | 37 | 72 | | | | | | 37 | | | +ABS |
| 19-2350 | | | F | | | | | | | 37 | 72 | | | | | | 37 | | | -ABS |
| 19-2665 | | | R | | | | | | | 25 | 52 | | | | | | 37 | | | |
| 19-2799 | | -03/07 | F | | | | | | | 37 | 72 | | | | | | 37 | | | +ABS |
| 19-8120 | | | R | | | | | | | 25 | 55 | | | | | | 43 | | | |
| 1.5 dCi (LS0W) (63 kW) Eng.K9K 796 9/07-12/11 | | | | | | | | | | | | | | | | | | | | |
| 19-2347 | | | F | | | | | | | 37 | 72 | | | | | | 37 | | | +ABS |
| 19-2350 | | | F | | | | | | | 37 | 72 | | | | | | 37 | | | -ABS |
| 19-2665 | | | R | | | | | | | 25 | 52 | | | | | | 37 | | | |
| 19-8120 | | | R | | | | | | | 25 | 55 | | | | | | 43 | | | |
| 1.6 (LSOB, LSOD, LSOF, LSOH) (64 kW) Eng.K7M 710, K7M 718 9/04-1/70 | | | | | | | | | | | | | | | | | | | | |
| 19-2347 | | 04/07- | F | | | | | | | 37 | 72 | | | | | | 37 | | | +ABS |
| 19-2350 | | | F | | | | | | | 37 | 72 | | | | | | 37 | | | -ABS |
| 19-2665 | | | R | | | | | | | 25 | 52 | | | | | | 37 | | | |
| 19-2799 | | -03/07 | F | | | | | | | 37 | 72 | | | | | | 37 | | | +ABS |
| 19-8120 | | | R | | | | | | | 25 | 55 | | | | | | 43 | | | |
| 1.6 16V (LS09, LS0L, LS0M, LS0P, LS0V, LS18, LS1S, (77 kW) Eng.K4M 690, K4M 694, K4M 696, K4M 697, K4M 698 2/06-1/70 | | | | | | | | | | | | | | | | | | | | |
| 19-2347 | | 04/07- | F | | | | | | | 37 | 72 | | | | | | 37 | | | +ABS |
| 19-2350 | | | F | | | | | | | 37 | 72 | | | | | | 37 | | | -ABS |
| 19-2665 | | | R | | | | | | | 25 | 52 | | | | | | 37 | | | |
| 19-2799 | | -03/07 | F | | | | | | | 37 | 72 | | | | | | 37 | | | +ABS |
| 19-8120 | | | R | | | | | | | 25 | 55 | | | | | | 43 | | | |
| 1.6 16V Flexifuel (77 kW) Eng.K4M 696 7/10-1/70 | | | | | | | | | | | | | | | | | | | | |
| 19-2347 | | | F | | | | | | | 37 | 72 | | | | | | 37 | | | +ABS |
| 19-2350 | | | F | | | | | | | 37 | 72 | | | | | | 37 | | | -ABS |
| 19-2665 | | | R | | | | | | | 25 | 52 | | | | | | 37 | | | |
| 19-8120 | | | R | | | | | | | 25 | 55 | | | | | | 43 | | | |

DACIA

| METELLI ref | Spare Parts | | F/R | L/R | | | ABS | A | B | C | D | E | F | G | H | I | L | M | Fig | NOTE |
|--|-------------|--------|-----|-----|--|--|-----|---|---|----|----|---|---|---|---|---|----|---|-----|------|
| 1.6 Bifuel (62 kW) Eng.K7M 718 5/10-1/70 | | | | | | | | | | | | | | | | | | | | |
| 19-2347 | | | F | | | | | | | 37 | 72 | | | | | | 37 | | | +ABS |
| 19-2350 | | | F | | | | | | | 37 | 72 | | | | | | 37 | | | -ABS |
| 19-2665 | | | R | | | | | | | 25 | 52 | | | | | | 37 | | | |
| 19-8120 | | | R | | | | | | | 25 | 55 | | | | | | 43 | | | |
| 1.6 MPI 85 (62 kW) Eng.K7M 800 5/10-1/70 | | | | | | | | | | | | | | | | | | | | |
| 19-2347 | | | F | | | | | | | 37 | 72 | | | | | | 37 | | | +ABS |
| 19-2350 | | | F | | | | | | | 37 | 72 | | | | | | 37 | | | -ABS |
| 19-2665 | | | R | | | | | | | 25 | 52 | | | | | | 37 | | | |
| 19-8120 | | | R | | | | | | | 25 | 55 | | | | | | 43 | | | |
| Logan I MCV (KS_) 2/07-1/70 | | | | | | | | | | | | | | | | | | | | |
| 1.4 (55 kW) Eng.K7J 710 2/07-1/70 | | | | | | | | | | | | | | | | | | | | |
| 19-2347 | | 04/07- | F | | | | | | | 37 | 72 | | | | | | 37 | | | +ABS |
| 19-2350 | | | F | | | | | | | 37 | 72 | | | | | | 37 | | | -ABS |
| 19-2665 | | | R | | | | | | | 25 | 52 | | | | | | 37 | | | |
| 19-2799 | | -03/07 | F | | | | | | | 37 | 72 | | | | | | 37 | | | +ABS |
| 19-8120 | | | R | | | | | | | 25 | 55 | | | | | | 43 | | | |
| 1.5 dCi (KS04) (55 kW) Eng.K9K 892 5/10-6/13 | | | | | | | | | | | | | | | | | | | | |
| 19-2347 | | | F | | | | | | | 37 | 72 | | | | | | 37 | | | |
| 19-2350 | | | F | | | | | | | 37 | 72 | | | | | | 37 | | | -ABS |
| 19-2665 | | | R | | | | | | | 25 | 52 | | | | | | 37 | | | |
| 19-8120 | | | R | | | | | | | 25 | 55 | | | | | | 43 | | | |
| 1.5 dCi (KS04) (65 kW) Eng.K9K 892 5/10-1/70 | | | | | | | | | | | | | | | | | | | | |
| 19-2347 | | | F | | | | | | | 37 | 72 | | | | | | 37 | | | |
| 19-2350 | | | F | | | | | | | 37 | 72 | | | | | | 37 | | | -ABS |
| 19-2665 | | | R | | | | | | | 25 | 52 | | | | | | 37 | | | |
| 19-8120 | | | R | | | | | | | 25 | 55 | | | | | | 43 | | | |

DACIA

| METELLI ref | Spare Parts | | F/R | L/R | | | ABS | A | B | C | D | E | F | G | H | I | L | M | Fig | NOTE |
|--|-------------|--------|-----|-----|--|--|-----|---|---|----|----|---|---|---|---|---|----|---|-----|------|
| 1.5 dCi (KS0K) (50 kW) Eng.K9K 792 2/07-1/70 | | | | | | | | | | | | | | | | | | | | |
| 19-2347 | | 04/07- | F | | | | | | | 37 | 72 | | | | | | 37 | | | +ABS |
| 19-2350 | | | F | | | | | | | 37 | 72 | | | | | | 37 | | | -ABS |
| 19-2665 | | | R | | | | | | | 25 | 52 | | | | | | 37 | | | |
| 19-2799 | | -03/07 | F | | | | | | | 37 | 72 | | | | | | 37 | | | +ABS |
| 19-8120 | | | R | | | | | | | 25 | 55 | | | | | | 43 | | | |
| 1.5 dCi (KS0W) (63 kW) Eng.K9K 796 9/07-12/12 | | | | | | | | | | | | | | | | | | | | |
| 19-2347 | | | F | | | | | | | 37 | 72 | | | | | | 37 | | | +ABS |
| 19-2350 | | | F | | | | | | | 37 | 72 | | | | | | 37 | | | -ABS |
| 19-2665 | | | R | | | | | | | 25 | 52 | | | | | | 37 | | | |
| 19-8120 | | | R | | | | | | | 25 | 55 | | | | | | 43 | | | |
| 1.6 (64 kW) Eng.K7M 710, K7M 718 2/07-6/13 | | | | | | | | | | | | | | | | | | | | |
| 19-2347 | | 04/07- | F | | | | | | | 37 | 72 | | | | | | 37 | | | +ABS |
| 19-2350 | | | F | | | | | | | 37 | 72 | | | | | | 37 | | | -ABS |
| 19-2665 | | | R | | | | | | | 25 | 52 | | | | | | 37 | | | |
| 19-2799 | | -03/07 | F | | | | | | | 37 | 72 | | | | | | 37 | | | +ABS |
| 19-8120 | | | R | | | | | | | 25 | 55 | | | | | | 43 | | | |
| 1.6 16V (KS0L, KS0M, KS0P, KS1S) (77 kW) Eng.K4M 690, K4M 696, K4M 697 2/07-1/70 | | | | | | | | | | | | | | | | | | | | |
| 19-2350 | | | F | | | | | | | 37 | 72 | | | | | | 37 | | | -ABS |
| 19-2665 | | | R | | | | | | | 25 | 52 | | | | | | 37 | | | |
| 19-2799 | | -03/07 | F | | | | | | | 37 | 72 | | | | | | 37 | | | +ABS |
| 19-8120 | | | R | | | | | | | 25 | 55 | | | | | | 43 | | | |
| 19-8135 | | | R | | | | | | | 30 | 62 | | | | | | 48 | | | |
| 1.6 16V Hi-Flex (77 kW) Eng.K4M 690 11/09-1/70 | | | | | | | | | | | | | | | | | | | | |
| 19-2347 | | | F | | | | | | | 37 | 72 | | | | | | 37 | | | +ABS |
| 19-2350 | | | F | | | | | | | 37 | 72 | | | | | | 37 | | | -ABS |
| 19-2665 | | | R | | | | | | | 25 | 52 | | | | | | 37 | | | |
| 19-8120 | | | R | | | | | | | 25 | 55 | | | | | | 43 | | | |
| 19-8135 | | | R | | | | | | | 30 | 62 | | | | | | 48 | | | |

DACIA

| METELLI ref | Spare Parts | | F/R | L/R | | | ABS | A | B | C | D | E | F | G | H | I | L | M | Fig | NOTE |
|---|-------------|--|-----|-----|--|--|-----|---|---|----|----|---|---|---|---|---|---|----|-----|------|
| 1.6 Bifuel (62 kW) Eng.K7M 718 5/10-1/70 | | | | | | | | | | | | | | | | | | | | |
| 19-2347 | | | F | | | | | | | 37 | 72 | | | | | | | 37 | | +ABS |
| 19-2350 | | | F | | | | | | | 37 | 72 | | | | | | | 37 | | -ABS |
| 1.6 Bifuel (64 kW) Eng.K7M 710 11/08-1/70 | | | | | | | | | | | | | | | | | | | | |
| 19-2347 | | | F | | | | | | | 37 | 72 | | | | | | | 37 | | +ABS |
| 19-2350 | | | F | | | | | | | 37 | 72 | | | | | | | 37 | | -ABS |
| 19-2665 | | | R | | | | | | | 25 | 52 | | | | | | | 37 | | |
| 19-8120 | | | R | | | | | | | 25 | 55 | | | | | | | 43 | | |
| 1.6 MPI 85 (62 kW) Eng.K7M 800 5/10-1/70 | | | | | | | | | | | | | | | | | | | | |
| 19-2347 | | | F | | | | | | | 37 | 72 | | | | | | | 37 | | +ABS |
| 19-2350 | | | F | | | | | | | 37 | 72 | | | | | | | 37 | | -ABS |
| 19-2665 | | | R | | | | | | | 25 | 52 | | | | | | | 37 | | |
| 19-8120 | | | R | | | | | | | 25 | 55 | | | | | | | 43 | | |
| Logan II 10/12-1/70 | | | | | | | | | | | | | | | | | | | | |
| 1.0 SCe 75 (54 kW) Eng.B4D 400, B4D 401 1/17-1/70 | | | | | | | | | | | | | | | | | | | | |
| 19-2347 | | | F | | | | | | | 37 | 72 | | | | | | | 37 | | +ABS |
| 19-2350 | | | F | | | | | | | 37 | 72 | | | | | | | 37 | | -ABS |
| 19-8120 | | | R | | | | | | | 25 | 55 | | | | | | | 43 | | |
| 1.2 (54 kW) Eng.- 5/15-1/70 | | | | | | | | | | | | | | | | | | | | |
| 19-2347 | | | F | | | | | | | 37 | 72 | | | | | | | 37 | | +ABS |
| 19-2350 | | | F | | | | | | | 37 | 72 | | | | | | | 37 | | -ABS |
| 19-8135 | | | R | | | | | | | 30 | 62 | | | | | | | 48 | | |
| 1.2 (55 kW) Eng.D4F 732 10/12-1/70 | | | | | | | | | | | | | | | | | | | | |
| 19-2347 | | | F | | | | | | | 37 | 72 | | | | | | | 37 | | +ABS |
| 19-2350 | | | F | | | | | | | 37 | 72 | | | | | | | 37 | | -ABS |
| 19-8120 | | | R | | | | | | | 25 | 55 | | | | | | | 43 | | |
| 19-8135 | | | R | | | | | | | 30 | 62 | | | | | | | 48 | | |

DACIA

| METELLI ref | Spare Parts | | F/R | L/R | | | ABS | A | B | C | D | E | F | G | H | I | L | M | Fig | NOTE |
|--|-------------|--|-----|-----|--|--|-----|---|---|----|----|---|---|---|---|---|---|----|-----|------|
| 1.2 LPG (53 kW) Eng.D4F 734 2/13-1/70 | | | | | | | | | | | | | | | | | | | | |
| 19-2347 | | | F | | | | | | | 37 | 72 | | | | | | | 37 | | +ABS |
| 19-2350 | | | F | | | | | | | 37 | 72 | | | | | | | 37 | | -ABS |
| 19-8120 | | | R | | | | | | | 25 | 55 | | | | | | | 43 | | |
| 1.2 LPG (55 kW) Eng.D4F 734 10/12-1/70 | | | | | | | | | | | | | | | | | | | | |
| 19-2347 | | | F | | | | | | | 37 | 72 | | | | | | | 37 | | +ABS |
| 19-2350 | | | F | | | | | | | 37 | 72 | | | | | | | 37 | | -ABS |
| 19-8120 | | | R | | | | | | | 25 | 55 | | | | | | | 43 | | |
| 19-8135 | | | R | | | | | | | 30 | 62 | | | | | | | 48 | | |
| 1.5 dCi (55 kW) Eng.K9K 612, K9K 626, K9K 872 10/12-1/70 | | | | | | | | | | | | | | | | | | | | |
| 19-2347 | | | F | | | | | | | 37 | 72 | | | | | | | 37 | | +ABS |
| 19-2350 | | | F | | | | | | | 37 | 72 | | | | | | | 37 | | -ABS |
| 19-8120 | | | R | | | | | | | 25 | 55 | | | | | | | 43 | | |
| 19-8135 | | | R | | | | | | | 30 | 62 | | | | | | | 48 | | |
| 1.5 dCi (63 kW) Eng.K9K 830, K9K 838 1/13-1/70 | | | | | | | | | | | | | | | | | | | | |
| 19-2347 | | | F | | | | | | | 37 | 72 | | | | | | | 37 | | +ABS |
| 19-2350 | | | F | | | | | | | 37 | 72 | | | | | | | 37 | | -ABS |
| 19-8135 | | | R | | | | | | | 30 | 62 | | | | | | | 48 | | |
| 1.5 dCi (66 kW) Eng.K9K 612, K9K 626 10/12-1/70 | | | | | | | | | | | | | | | | | | | | |
| 19-2347 | | | F | | | | | | | 37 | 72 | | | | | | | 37 | | +ABS |
| 19-2350 | | | F | | | | | | | 37 | 72 | | | | | | | 37 | | -ABS |
| 19-8120 | | | R | | | | | | | 25 | 55 | | | | | | | 43 | | |
| 19-8135 | | | R | | | | | | | 30 | 62 | | | | | | | 48 | | |
| 1.6 16V (77 kW) Eng.K4M 842 1/13-1/70 | | | | | | | | | | | | | | | | | | | | |
| 19-2347 | | | F | | | | | | | 37 | 72 | | | | | | | 37 | | +ABS |
| 19-2350 | | | F | | | | | | | 37 | 72 | | | | | | | 37 | | -ABS |
| 19-8135 | | | R | | | | | | | 30 | 62 | | | | | | | 48 | | |
| TCe 90 (66 kW) Eng.H4B 400, H4B 408 10/12-1/70 | | | | | | | | | | | | | | | | | | | | |
| 19-2347 | | | F | | | | | | | 37 | 72 | | | | | | | 37 | | +ABS |

DACIA

| METELLI ref | Spare Parts | | F/R | L/R | | | ABS | A | B | C | D | E | F | G | H | I | L | M | Fig | NOTE |
|--|-------------|--|-----|-----|--|--|-----|---|---|----|----|---|---|---|---|---|----|---|-----|-----------------|
| 19-2350 | | | F | | | | | | | 37 | 72 | | | | | | 37 | | | -ABS |
| 19-8120 | | | R | | | | | | | 25 | 55 | | | | | | 43 | | | |
| 19-8135 | | | R | | | | | | | 30 | 62 | | | | | | 48 | | | |
| TCe 90 LPG (66 kW) Eng.H4B 405, H4B 410 9/15-1/70 | | | | | | | | | | | | | | | | | | | | |
| 19-2347 | | | F | | | | | | | 37 | 72 | | | | | | 37 | | | +ABS |
| 19-2350 | | | F | | | | | | | 37 | 72 | | | | | | 37 | | | -ABS |
| 19-8135 | | | R | | | | | | | 30 | 62 | | | | | | 48 | | | |
| Logan II MCV 10/12-1/70 | | | | | | | | | | | | | | | | | | | | |
| 1.0 SCe 75 (54 kW) Eng.B4D 400, B4D 401 12/16-1/70 | | | | | | | | | | | | | | | | | | | | |
| 19-2347 | | | F | | | | | | | 37 | 72 | | | | | | 37 | | | +ABS |
| 19-2350 | | | F | | | | | | | 37 | 72 | | | | | | 37 | | | -ABS |
| 19-8120 | | | R | | | | | | | 25 | 55 | | | | | | 43 | | | |
| 1.2 (54 kW) Eng.D4F 732 5/15-1/70 | | | | | | | | | | | | | | | | | | | | |
| 19-2347 | | | F | | | | | | | 37 | 72 | | | | | | 37 | | | +ABS |
| 19-2350 | | | F | | | | | | | 37 | 72 | | | | | | 37 | | | -ABS |
| 19-8135 | | | R | | | | | | | 30 | 62 | | | | | | 48 | | | |
| 1.2 (55 kW) Eng.D4F 732 2/13-1/70 | | | | | | | | | | | | | | | | | | | | |
| 19-2347 | | | F | | | | | | | 37 | 72 | | | | | | 37 | | | -ABS |
| 19-2350 | | | R | | | | | | | 37 | 72 | | | | | | 37 | | | |
| 19-8120 | | | R | | | | | | | 25 | 55 | | | | | | 43 | | | |
| 19-8135 | | | F | | | | | | | 30 | 62 | | | | | | 48 | | | +ABS |
| 1.2 LPG (53 kW) Eng.D4F 734 2/13-1/70 | | | | | | | | | | | | | | | | | | | | |
| 19-2347 | | | F | | | | | | | 37 | 72 | | | | | | 37 | | | +ABS |
| 19-2350 | | | F | | | | | | | 37 | 72 | | | | | | 37 | | | -ABS |
| 19-8135 | | | R | | | | | | | 30 | 62 | | | | | | 48 | | | Rear Drum Brake |
| 1.2 LPG (55 kW) Eng.D4F 734 2/13-1/70 | | | | | | | | | | | | | | | | | | | | |
| 19-2347 | | | F | | | | | | | 37 | 72 | | | | | | 37 | | | +ABS |
| 19-2350 | | | F | | | | | | | 37 | 72 | | | | | | 37 | | | -ABS |

DACIA

| METELLI ref | Spare Parts | | F/R | L/R | | ABS | A | B | C | D | E | F | G | H | I | L | M | Fig | NOTE |
|---|-------------|--|-----|-----|--|-----|---|---|----|----|---|---|---|---|---|----|---|-----|-----------------|
| 19-8120 | | | R | | | | | | 25 | 55 | | | | | | 43 | | | |
| 19-8135 | | | R | | | | | | 30 | 62 | | | | | | 48 | | | |
| 1.5 dCi (55 kW) Eng.K9K 612, K9K 626 2/13-1/70 | | | | | | | | | | | | | | | | | | | |
| 19-2347 | | | F | | | | | | 37 | 72 | | | | | | 37 | | | -ABS |
| 19-2350 | | | R | | | | | | 37 | 72 | | | | | | 37 | | | |
| 19-8120 | | | R | | | | | | 25 | 55 | | | | | | 43 | | | |
| 19-8135 | | | F | | | | | | 30 | 62 | | | | | | 48 | | | +ABS |
| 1.5 dCi (63 kW) Eng.K9K 830, K9K 838 2/13-1/70 | | | | | | | | | | | | | | | | | | | |
| 19-2347 | | | F | | | | | | 37 | 72 | | | | | | 37 | | | +ABS |
| 19-2350 | | | F | | | | | | 37 | 72 | | | | | | 37 | | | -ABS |
| 19-8135 | | | R | | | | | | 30 | 62 | | | | | | 48 | | | |
| 1.5 dCi (66 kW) Eng.K9K 612, K9K 626 2/13-1/70 | | | | | | | | | | | | | | | | | | | |
| 19-2347 | | | R | | | | | | 37 | 72 | | | | | | 37 | | | |
| 19-8120 | | | F | | | | | | 25 | 55 | | | | | | 43 | | | -ABS |
| 19-8135 | | | F | | | | | | 30 | 62 | | | | | | 48 | | | +ABS |
| 1.6 (62 kW) Eng.K7M 812 6/13-1/70 | | | | | | | | | | | | | | | | | | | |
| 19-2347 | | | F | | | | | | 37 | 72 | | | | | | 37 | | | +ABS |
| 19-2350 | | | F | | | | | | 37 | 72 | | | | | | 37 | | | -ABS |
| 19-8135 | | | R | | | | | | 30 | 62 | | | | | | 48 | | | Rear Drum Brake |
| TCe 90 (66 kW) Eng.H4B 400, H4B 408 2/13-1/70 | | | | | | | | | | | | | | | | | | | |
| 19-2347 | | | F | | | | | | 37 | 72 | | | | | | 37 | | | +ABS |
| 19-2350 | | | F | | | | | | 37 | 72 | | | | | | 37 | | | -ABS |
| 19-8120 | | | R | | | | | | 25 | 55 | | | | | | 43 | | | |
| 19-8135 | | | R | | | | | | 30 | 62 | | | | | | 48 | | | |
| TCe 90 LPG (66 kW) Eng.H4B 405, H4B 410 9/15-1/70 | | | | | | | | | | | | | | | | | | | |
| 19-2347 | | | F | | | | | | 37 | 72 | | | | | | 37 | | | +ABS |
| 19-2350 | | | F | | | | | | 37 | 72 | | | | | | 37 | | | -ABS |

DACIA

| METELLI ref | Spare Parts | | F/R | L/R | | | ABS | A | B | C | D | E | F | G | H | I | L | M | Fig | NOTE |
|---|-------------|--|-----|-----|--|--|-----|---|---|----|----|---|---|---|---|---|----|---|-----|------|
| 19-8135 | | | R | | | | | | | 30 | 62 | | | | | | 48 | | | |
| Nova 4/96-3/03 | | | | | | | | | | | | | | | | | | | | |
| 1.4 (48 kW) Eng.C2J 4/96-3/01 | | | | | | | | | | | | | | | | | | | | |
| 19-2595 | | | R | | | | | | | 25 | 52 | | | | | | 37 | | | |
| 1.6 (53 kW) Eng.XUJ 4/96-3/03 | | | | | | | | | | | | | | | | | | | | |
| 19-2595 | | | R | | | | | | | 25 | 52 | | | | | | 37 | | | |
| Sandero I 6/08-1/70 | | | | | | | | | | | | | | | | | | | | |
| 1.0 Hi-Flex (56 kW) Eng.D4D 760 1/11-12/12 | | | | | | | | | | | | | | | | | | | | |
| 19-2347 | | | F | | | | | | | 37 | 72 | | | | | | 37 | | | +ABS |
| 19-2350 | | | F | | | | | | | 37 | 72 | | | | | | 37 | | | -ABS |
| 1.2 16V (55 kW) Eng.D4F 732 11/08-1/70 | | | | | | | | | | | | | | | | | | | | |
| 19-2347 | | | F | | | | | | | 37 | 72 | | | | | | 37 | | | +ABS |
| 19-2350 | | | F | | | | | | | 37 | 72 | | | | | | 37 | | | -ABS |
| 19-2665 | | | R | | | | | | | 25 | 52 | | | | | | 37 | | | |
| 19-8120 | | | R | | | | | | | 25 | 55 | | | | | | 43 | | | |
| 1.2 16V LPG (55 kW) Eng.D4F 732 11/08-1/70 | | | | | | | | | | | | | | | | | | | | |
| 19-2347 | | | F | | | | | | | 37 | 72 | | | | | | 37 | | | +ABS |
| 19-2350 | | | F | | | | | | | 37 | 72 | | | | | | 37 | | | -ABS |
| 19-2665 | | | R | | | | | | | 25 | 52 | | | | | | 37 | | | |
| 19-8120 | | | R | | | | | | | 25 | 55 | | | | | | 43 | | | |
| 1.4 (55 kW) Eng.K7J 710, K7J 714 6/08-1/70 | | | | | | | | | | | | | | | | | | | | |
| 19-2347 | | | F | | | | | | | 37 | 72 | | | | | | 37 | | | +ABS |
| 19-2350 | | | F | | | | | | | 37 | 72 | | | | | | 37 | | | -ABS |
| 19-2665 | | | R | | | | | | | 25 | 52 | | | | | | 37 | | | |
| 19-8120 | | | R | | | | | | | 25 | 55 | | | | | | 43 | | | |
| 1.4 MPI LPG (53 kW) Eng.K7J 714 1/09-1/70 | | | | | | | | | | | | | | | | | | | | |
| 19-2347 | | | F | | | | | | | 37 | 72 | | | | | | 37 | | | +ABS |

DACIA

| METELLI ref | Spare Parts | | F/R | L/R | | ABS | A | B | C | D | E | F | G | H | I | L | M | Fig | NOTE |
|--|-------------|--|-----|-----|--|-----|---|---|----|----|---|---|---|---|---|----|---|-----|------|
| 19-2350 | | | F | | | | | | 37 | 72 | | | | | | 37 | | | -ABS |
| 19-2665 | | | R | | | | | | 25 | 52 | | | | | | 37 | | | |
| 19-8120 | | | R | | | | | | 25 | 55 | | | | | | 43 | | | |
| 1.5 dCi (48 kW) Eng.K9K 790 11/08-1/70 | | | | | | | | | | | | | | | | | | | |
| 19-2347 | | | F | | | | | | 37 | 72 | | | | | | 37 | | | +ABS |
| 19-2350 | | | F | | | | | | 37 | 72 | | | | | | 37 | | | -ABS |
| 1.5 dCi (50 kW) Eng.K9K 792 11/08-1/70 | | | | | | | | | | | | | | | | | | | |
| 19-2347 | | | F | | | | | | 37 | 72 | | | | | | 37 | | | +ABS |
| 19-2350 | | | F | | | | | | 37 | 72 | | | | | | 37 | | | -ABS |
| 19-2665 | | | R | | | | | | 25 | 52 | | | | | | 37 | | | |
| 19-8120 | | | R | | | | | | 25 | 55 | | | | | | 43 | | | |
| 1.5 dCi (55 kW) Eng.K9K 892 5/10-1/70 | | | | | | | | | | | | | | | | | | | |
| 19-2347 | | | F | | | | | | 37 | 72 | | | | | | 37 | | | +ABS |
| 19-2350 | | | F | | | | | | 37 | 72 | | | | | | 37 | | | -ABS |
| 19-2665 | | | R | | | | | | 25 | 52 | | | | | | 37 | | | |
| 19-8120 | | | R | | | | | | 25 | 55 | | | | | | 43 | | | |
| 1.5 dCi (63 kW) Eng.K9K 796 11/08-1/70 | | | | | | | | | | | | | | | | | | | |
| 19-2347 | | | F | | | | | | 37 | 72 | | | | | | 37 | | | +ABS |
| 19-2350 | | | F | | | | | | 37 | 72 | | | | | | 37 | | | -ABS |
| 19-2665 | | | R | | | | | | 25 | 52 | | | | | | 37 | | | |
| 19-8120 | | | R | | | | | | 25 | 55 | | | | | | 43 | | | |
| 1.5 dCi (65 kW) Eng.K9K 892 5/10-1/70 | | | | | | | | | | | | | | | | | | | |
| 19-2347 | | | F | | | | | | 37 | 72 | | | | | | 37 | | | +ABS |
| 19-2350 | | | F | | | | | | 37 | 72 | | | | | | 37 | | | -ABS |
| 19-2665 | | | R | | | | | | 25 | 52 | | | | | | 37 | | | |
| 19-8120 | | | R | | | | | | 25 | 55 | | | | | | 43 | | | |
| 1.6 (64 kW) Eng.K7M 710, K7M 718 6/08-1/70 | | | | | | | | | | | | | | | | | | | |
| 19-2347 | | | F | | | | | | 37 | 72 | | | | | | 37 | | | +ABS |
| 19-2350 | | | F | | | | | | 37 | 72 | | | | | | 37 | | | -ABS |

DACIA

| METELLI ref | Spare Parts | | F/R | L/R | | | ABS | A | B | C | D | E | F | G | H | I | L | M | Fig | NOTE |
|--|-------------|--|-----|-----|--|--|-----|---|---|----|----|---|---|---|---|---|----|---|-----|------|
| 19-2665 | | | R | | | | | | | 25 | 52 | | | | | | 37 | | | |
| 19-8120 | | | R | | | | | | | 25 | 55 | | | | | | 43 | | | |
| 1.6 16V (77 kW) Eng.K4M 690, K4M 694 7/11-1/70 | | | | | | | | | | | | | | | | | | | | |
| 19-2347 | | | F | | | | | | | 37 | 72 | | | | | | 37 | | | +ABS |
| 19-2350 | | | F | | | | | | | 37 | 72 | | | | | | 37 | | | -ABS |
| 19-2665 | | | R | | | | | | | 25 | 52 | | | | | | 37 | | | |
| 19-8120 | | | R | | | | | | | 25 | 55 | | | | | | 43 | | | |
| 1.6 16V Bifuel (77 kW) Eng.K4M 690, K4M 694, K4M 696 1/11-1/70 | | | | | | | | | | | | | | | | | | | | |
| 19-2347 | | | F | | | | | | | 37 | 72 | | | | | | 37 | | | +ABS |
| 19-2350 | | | F | | | | | | | 37 | 72 | | | | | | 37 | | | -ABS |
| 1.6 Hi-Flex (BS1H) (64 kW) Eng.K7M 732 6/08-12/12 | | | | | | | | | | | | | | | | | | | | |
| 19-2347 | | | F | | | | | | | 37 | 72 | | | | | | 37 | | | +ABS |
| 19-2350 | | | F | | | | | | | 37 | 72 | | | | | | 37 | | | -ABS |
| 1.6 LPG (62 kW) Eng.K7M 818 5/10-10/12 | | | | | | | | | | | | | | | | | | | | |
| 19-2347 | | | F | | | | | | | 37 | 72 | | | | | | 37 | | | +ABS |
| 19-2350 | | | F | | | | | | | 37 | 72 | | | | | | 37 | | | -ABS |
| 1.6 LPG (64 kW) Eng.K7M 718 6/08-12/12 | | | | | | | | | | | | | | | | | | | | |
| 19-2347 | | | F | | | | | | | 37 | 72 | | | | | | 37 | | | +ABS |
| 19-2350 | | | F | | | | | | | 37 | 72 | | | | | | 37 | | | -ABS |
| 1.6 LPG (BS03) (60 kW) Eng.K7M 818 1/11-12/12 | | | | | | | | | | | | | | | | | | | | |
| 19-2347 | | | F | | | | | | | 37 | 72 | | | | | | 37 | | | +ABS |
| 19-2350 | | | F | | | | | | | 37 | 72 | | | | | | 37 | | | -ABS |
| 1.6 MPI 85 (62 kW) Eng.K7M 800, K7M 818 5/10-6/13 | | | | | | | | | | | | | | | | | | | | |
| 19-2347 | | | F | | | | | | | 37 | 72 | | | | | | 37 | | | +ABS |
| 19-2350 | | | F | | | | | | | 37 | 72 | | | | | | 37 | | | -ABS |
| 19-2665 | | | R | | | | | | | 25 | 52 | | | | | | 37 | | | |
| 19-8120 | | | R | | | | | | | 25 | 55 | | | | | | 43 | | | |

DACIA

| METELLI ref | Spare Parts | | F/R | L/R | | | ABS | A | B | C | D | E | F | G | H | I | L | M | Fig | NOTE |
|---|-------------|--|-----|-----|--|--|-----|---|---|----|----|---|---|---|---|---|---|----|-----|-----------------|
| Sandero II 10/12-1/70 | | | | | | | | | | | | | | | | | | | | |
| 1.0 SCe 75 (54 kW) Eng.B4D 400, B4D 401, B4D 490 12/16-1/70 | | | | | | | | | | | | | | | | | | | | |
| 19-2347 | | | F | | | | | | | 37 | 72 | | | | | | | 37 | | +ABS |
| 19-2350 | | | F | | | | | | | 37 | 72 | | | | | | | 37 | | -ABS |
| 19-8120 | | | R | | | | | | | 25 | 55 | | | | | | | 43 | | |
| 1.2 (54 kW) Eng.D4F 732 5/15-1/70 | | | | | | | | | | | | | | | | | | | | |
| 19-2347 | | | F | | | | | | | 37 | 72 | | | | | | | 37 | | +ABS |
| 19-2350 | | | F | | | | | | | 37 | 72 | | | | | | | 37 | | -ABS |
| 19-8135 | | | R | | | | | | | 30 | 62 | | | | | | | 48 | | Rear Drum Brake |
| 1.2 (55 kW) Eng.D4F 732 10/12-1/70 | | | | | | | | | | | | | | | | | | | | |
| 19-2347 | | | R | | | | | | | 37 | 72 | | | | | | | 37 | | |
| 19-2350 | | | F | | | | | | | 37 | 72 | | | | | | | 37 | | +ABS |
| 19-8120 | | | R | | | | | | | 25 | 55 | | | | | | | 43 | | |
| 19-8135 | | | F | | | | | | | 30 | 62 | | | | | | | 48 | | -ABS |
| 1.2 LPG (55 kW) Eng.D4F 734 10/12-1/70 | | | | | | | | | | | | | | | | | | | | |
| 19-2347 | | | F | | | | | | | 37 | 72 | | | | | | | 37 | | -ABS |
| 19-2350 | | | F | | | | | | | 37 | 72 | | | | | | | 37 | | -ABS |
| 19-8120 | | | F | | | | | | | 25 | 55 | | | | | | | 43 | | +ABS |
| 19-8135 | | | R | | | | | | | 30 | 62 | | | | | | | 48 | | |
| 1.5 dCi (55 kW) Eng.K9K 612, K9K 626, K9K 838, K9K 872 10/12-1/70 | | | | | | | | | | | | | | | | | | | | |
| 19-2347 | | | F | | | | | | | 37 | 72 | | | | | | | 37 | | -ABS |
| 19-2350 | | | R | | | | | | | 37 | 72 | | | | | | | 37 | | |
| 19-8120 | | | R | | | | | | | 25 | 55 | | | | | | | 43 | | |
| 19-8135 | | | F | | | | | | | 30 | 62 | | | | | | | 48 | | +ABS |
| 1.5 dCi (63 kW) Eng.K9K 830 1/13-1/70 | | | | | | | | | | | | | | | | | | | | |
| 19-2347 | | | F | | | | | | | 37 | 72 | | | | | | | 37 | | +ABS |
| 19-2350 | | | F | | | | | | | 37 | 72 | | | | | | | 37 | | -ABS |
| 19-8135 | | | R | | | | | | | 30 | 62 | | | | | | | 48 | | |

DACIA

| METELLI ref | Spare Parts | | F/R | L/R | | | ABS | A | B | C | D | E | F | G | H | I | L | M | Fig | NOTE |
|--|-------------|--|-----|-----|--|--|-----|---|---|----|----|---|---|---|---|---|---|----|-----|--------------------------------------|
| 1.5 dCi (66 kW) Eng.K9K 612, K9K 626 10/12-1/70 | | | | | | | | | | | | | | | | | | | | |
| 19-2347 | | | F | | | | | | | 37 | 72 | | | | | | | 37 | | +ABS |
| 19-2350 | | | F | | | | | | | 37 | 72 | | | | | | | 37 | | -ABS |
| 19-8120 | | | R | | | | | | | 25 | 55 | | | | | | | 43 | | |
| 19-8135 | | | R | | | | | | | 30 | 62 | | | | | | | 48 | | |
| 1.5 dCi (70 kW) Eng.K9K 872 8/18-1/70 | | | | | | | | | | | | | | | | | | | | |
| 19-2347 | | | F | | | | | | | 37 | 72 | | | | | | | 37 | | +ABS |
| 19-2350 | | | F | | | | | | | 37 | 72 | | | | | | | 37 | | -ABS |
| 19-8120 | | | R | | | | | | | 25 | 55 | | | | | | | 43 | | |
| TCe 90 (66 kW) Eng.H4B 400, H4B 408 10/12-1/70 | | | | | | | | | | | | | | | | | | | | |
| 19-2347 | | | F | | | | | | | 37 | 72 | | | | | | | 37 | | +ABS |
| 19-2350 | | | F | | | | | | | 37 | 72 | | | | | | | 37 | | -ABS |
| 19-8120 | | | R | | | | | | | 25 | 55 | | | | | | | 43 | | |
| 19-8135 | | | R | | | | | | | 30 | 62 | | | | | | | 48 | | |
| TCe 90 LPG (66 kW) Eng.H4B 410 9/15-1/70 | | | | | | | | | | | | | | | | | | | | |
| 19-2347 | | | F | | | | | | | 37 | 72 | | | | | | | 37 | | +ABS |
| 19-2350 | | | F | | | | | | | 37 | 72 | | | | | | | 37 | | -ABS |
| 19-8120 | | | R | | | | | | | 25 | 55 | | | | | | | 43 | | |
| 19-8135 | | | R | | | | | | | 30 | 62 | | | | | | | 48 | | |
| 19-8135 | | | R | | | | | | | 30 | 62 | | | | | | | 48 | | Rear Drum Brake |
| Solenza (B41_) 2/03-1/70 | | | | | | | | | | | | | | | | | | | | |
| 1.4 (B41A, B41B, B41C) (55 kW) Eng.E7J 262 2/03-10/05 | | | | | | | | | | | | | | | | | | | | |
| 19-2196 | | | F | | | | | | | 35 | 65 | | | | | | | 35 | | |
| 19-2595 | | | R | | | | | | | 25 | 52 | | | | | | | 37 | | +/-ABS, Brake drum, Payload standard |
| 1.9 D (B41E, B41F, B41G) (46 kW) Eng.F8Q 636 2/03-1/70 | | | | | | | | | | | | | | | | | | | | |
| 19-2196 | | | F | | | | | | | 35 | 65 | | | | | | | 35 | | |

DACIA

| METELLI ref | Spare Parts | | F/R | L/R | | ABS | A | B | C | D | E | F | G | H | I | L | M | Fig | NOTE |
|-------------|-------------|--|-----|-----|--|-----|---|---|----|----|---|---|---|---|---|----|---|-----|--------------------------------------|
| 19-2595 | | | R | | | | | | 25 | 52 | | | | | | 37 | | | +/-ABS, Brake drum, Payload standard |

Supernova 4/00-3/03

1.4 (55 kW) Eng.E7J 262 4/00-3/03

| | | | | | | | | | | | | | | | | | | | |
|---------|--|--|---|--|--|--|--|--|----|----|--|--|--|--|--|----|--|--|--|
| 19-2595 | | | R | | | | | | 25 | 52 | | | | | | 37 | | | |
|---------|--|--|---|--|--|--|--|--|----|----|--|--|--|--|--|----|--|--|--|

DACIA LCV

Dokker Express 11/12-1/70

1.2 TCe 115 (84 kW) Eng.H5F 402 12/12-1/70

| | | | | | | | | | | | | | | | | | | | |
|---------|--|--|---|--|--|--|--|--|----|----|--|--|--|--|--|----|--|--|--|
| 19-8135 | | | R | | | | | | 30 | 62 | | | | | | 48 | | | |
|---------|--|--|---|--|--|--|--|--|----|----|--|--|--|--|--|----|--|--|--|

1.2 TCe 115 (85 kW) Eng.H5F 408 7/15-1/70

| | | | | | | | | | | | | | | | | | | | |
|---------|--|--|---|--|--|--|--|--|----|----|--|--|--|--|--|----|--|--|--|
| 19-8135 | | | R | | | | | | 30 | 62 | | | | | | 48 | | | |
|---------|--|--|---|--|--|--|--|--|----|----|--|--|--|--|--|----|--|--|--|

1.5 Blue dCi 95 (FEJL) (70 kW) Eng.K9K 872 6/19-1/70

| | | | | | | | | | | | | | | | | | | | |
|---------|--|--|---|--|--|--|--|--|----|----|--|--|--|--|--|----|--|--|--|
| 19-2872 | | | F | | | | | | 42 | 80 | | | | | | 39 | | | |
|---------|--|--|---|--|--|--|--|--|----|----|--|--|--|--|--|----|--|--|--|

1.5 dCi (55 kW) Eng.K9K 612, K9K 626, K9K 872 12/12-1/70

| | | | | | | | | | | | | | | | | | | | |
|---------|--|--|---|--|--|--|--|--|----|----|--|--|--|--|--|----|--|--|--|
| 19-8135 | | | R | | | | | | 30 | 62 | | | | | | 48 | | | |
|---------|--|--|---|--|--|--|--|--|----|----|--|--|--|--|--|----|--|--|--|

1.5 dCi (62 kW) Eng.K9K 838 11/12-1/70

| | | | | | | | | | | | | | | | | | | | |
|---------|--|--|---|--|--|--|--|--|----|----|--|--|--|--|--|----|--|--|-----------------|
| 19-8135 | | | R | | | | | | 30 | 62 | | | | | | 48 | | | Rear Drum Brake |
|---------|--|--|---|--|--|--|--|--|----|----|--|--|--|--|--|----|--|--|-----------------|

1.5 dCi (63 kW) Eng.K9K 612, K9K 830 12/12-1/70

| | | | | | | | | | | | | | | | | | | | |
|---------|--|--|---|--|--|--|--|--|----|----|--|--|--|--|--|----|--|--|-----------------|
| 19-8135 | | | R | | | | | | 30 | 62 | | | | | | 48 | | | Rear Drum Brake |
|---------|--|--|---|--|--|--|--|--|----|----|--|--|--|--|--|----|--|--|-----------------|

1.5 dCi (66 kW) Eng.K9K 612, K9K 626 12/12-1/70

| | | | | | | | | | | | | | | | | | | | |
|---------|--|--|---|--|--|--|--|--|----|----|--|--|--|--|--|----|--|--|--|
| 19-8135 | | | R | | | | | | 30 | 62 | | | | | | 48 | | | |
|---------|--|--|---|--|--|--|--|--|----|----|--|--|--|--|--|----|--|--|--|

1.6 (61 kW) Eng.K7M 812, K7M 828 12/12-1/70

| | | | | | | | | | | | | | | | | | | | |
|---------|--|--|---|--|--|--|--|--|----|----|--|--|--|--|--|----|--|--|--|
| 19-8135 | | | R | | | | | | 30 | 62 | | | | | | 48 | | | |
|---------|--|--|---|--|--|--|--|--|----|----|--|--|--|--|--|----|--|--|--|

1.6 (75 kW) Eng.H4M 738 4/15-1/70

| | | | | | | | | | | | | | | | | | | | |
|---------|--|--|---|--|--|--|--|--|----|----|--|--|--|--|--|----|--|--|--|
| 19-8135 | | | R | | | | | | 30 | 62 | | | | | | 48 | | | |
|---------|--|--|---|--|--|--|--|--|----|----|--|--|--|--|--|----|--|--|--|

1.6 LPG (61 kW) Eng.K7M 812, K7M 828 11/13-1/70

| | | | | | | | | | | | | | | | | | | | |
|---------|--|--|---|--|--|--|--|--|----|----|--|--|--|--|--|----|--|--|--|
| 19-8135 | | | R | | | | | | 30 | 62 | | | | | | 48 | | | |
|---------|--|--|---|--|--|--|--|--|----|----|--|--|--|--|--|----|--|--|--|

DACIA LCV

| METELLI ref | Spare Parts | F/R | L/R | ABS | A | B | C | D | E | F | G | H | I | L | M | Fig | NOTE |
|---|-------------|-----|-----|-----|---|---|----|----|---|---|---|---|---|----|---|-----|-----------------|
| 1.6 LPG (75 kW) Eng.H4M 740 4/15-1/70 | | | | | | | | | | | | | | | | | |
| 19-8135 | | R | | | | | 30 | 62 | | | | | | 48 | | | |
| Dokker Pick-up 12/14-1/70 | | | | | | | | | | | | | | | | | |
| 1.6 (75 kW) Eng.- 7/18-1/70 | | | | | | | | | | | | | | | | | |
| 19-8135 | | R | | | | | 30 | 62 | | | | | | 48 | | | |
| Duster Suv Van 4/11-1/70 | | | | | | | | | | | | | | | | | |
| 1.2 TCe 125 4x4 (92 kW) Eng.H5F 410 10/13-1/70 | | | | | | | | | | | | | | | | | |
| 19-2872 | | F | | | | | 42 | 80 | | | | | | 39 | | | |
| 1.5 dCi (66 kW) Eng.K9K 884, K9K 892 4/11-1/70 | | | | | | | | | | | | | | | | | |
| 19-2872 | | F | | | | | 42 | 80 | | | | | | 39 | | | |
| 19-8135 | | R | | | | | 30 | 62 | | | | | | 48 | | | |
| 1.5 dCi (80 kW) Eng.K9K 666, K9K 856 4/13-1/70 | | | | | | | | | | | | | | | | | |
| 19-2872 | | F | | | | | 42 | 80 | | | | | | 39 | | | |
| 19-8135 | | R | | | | | 30 | 62 | | | | | | 48 | | | |
| 1.5 dCi 4x4 (66 kW) Eng.K9K 884, K9K 894 4/11-1/70 | | | | | | | | | | | | | | | | | |
| 19-2872 | | F | | | | | 42 | 80 | | | | | | 39 | | | |
| 19-2980 | | R | | | | | 42 | 77 | | | | | | 39 | | | |
| 1.5 dCi 4x4 (80 kW) Eng.K9K 658, K9K 858 4/13-1/70 | | | | | | | | | | | | | | | | | |
| 19-2872 | | F | | | | | 42 | 80 | | | | | | 39 | | | |
| 19-2980 | | R | | | | | 42 | 77 | | | | | | 39 | | | |
| 1.6 16V (77 kW) Eng.K4M 606, K4M 690, K4M 694, K4M 696, K4M 842 4/11-1/70 | | | | | | | | | | | | | | | | | |
| 19-2872 | | F | | | | | 42 | 80 | | | | | | 39 | | | |
| 19-8135 | | R | | | | | 30 | 62 | | | | | | 48 | | | Rear Drum Brake |
| 1.6 16V 4x4 (77 kW) Eng.K4M 606 4/11-1/70 | | | | | | | | | | | | | | | | | |
| 19-2872 | | F | | | | | 42 | 80 | | | | | | 39 | | | |
| 19-2980 | | R | | | | | 42 | 77 | | | | | | 39 | | | |

DACIA LCV

| METELLI ref | Spare Parts | | F/R | L/R | | | ABS | A | B | C | D | E | F | G | H | I | L | M | Fig | NOTE |
|--|-------------|--|-----|-----|--|--|-----|---|---|----|----|---|---|---|---|---|----|---|-----|------|
| 19-8120 | | | R | | | | | | | 25 | 55 | | | | | | 43 | | | |
| 1.5 dCi (FS0W) (63 kW) Eng.K9K 796 3/09-1/70 | | | | | | | | | | | | | | | | | | | | |
| 19-2347 | | | F | | | | | | | 37 | 72 | | | | | | 37 | | | +ABS |
| 19-2350 | | | F | | | | | | | 37 | 72 | | | | | | 37 | | | -ABS |
| 19-2665 | | | R | | | | | | | 25 | 52 | | | | | | 37 | | | |
| 19-8120 | | | R | | | | | | | 25 | 55 | | | | | | 43 | | | |
| 1.6 (64 kW) Eng.K7M 710 3/09-1/70 | | | | | | | | | | | | | | | | | | | | |
| 19-2347 | | | F | | | | | | | 37 | 72 | | | | | | 37 | | | +ABS |
| 19-2350 | | | F | | | | | | | 37 | 72 | | | | | | 37 | | | -ABS |
| 19-2665 | | | R | | | | | | | 25 | 52 | | | | | | 37 | | | |
| 19-8120 | | | R | | | | | | | 25 | 55 | | | | | | 43 | | | |
| 1.6 LPG (62 kW) Eng.K7M 818 5/10-12/12 | | | | | | | | | | | | | | | | | | | | |
| 19-2347 | | | F | | | | | | | 37 | 72 | | | | | | 37 | | | +ABS |
| 19-2350 | | | F | | | | | | | 37 | 72 | | | | | | 37 | | | -ABS |
| 1.6 MPI 85 (62 kW) Eng.K7M 800 5/10-1/70 | | | | | | | | | | | | | | | | | | | | |
| 19-2347 | | | F | | | | | | | 37 | 72 | | | | | | 37 | | | +ABS |
| 19-2350 | | | F | | | | | | | 37 | 72 | | | | | | 37 | | | -ABS |
| 19-2665 | | | R | | | | | | | 25 | 52 | | | | | | 37 | | | |
| 19-8120 | | | R | | | | | | | 25 | 55 | | | | | | 43 | | | |
| Logan Pick-up (US_) 3/08-1/70 | | | | | | | | | | | | | | | | | | | | |
| 1.4 (55 kW) Eng.K7J 710 1/09-1/70 | | | | | | | | | | | | | | | | | | | | |
| 19-2347 | | | F | | | | | | | 37 | 72 | | | | | | 37 | | | +ABS |
| 19-2350 | | | F | | | | | | | 37 | 72 | | | | | | 37 | | | -ABS |
| 19-2665 | | | R | | | | | | | 25 | 52 | | | | | | 37 | | | |
| 19-8120 | | | R | | | | | | | 25 | 55 | | | | | | 43 | | | |
| 1.5 dCi (55 kW) Eng.K9K 892 5/10-1/70 | | | | | | | | | | | | | | | | | | | | |
| 19-2347 | | | F | | | | | | | 37 | 72 | | | | | | 37 | | | +ABS |
| 19-2350 | | | F | | | | | | | 37 | 72 | | | | | | 37 | | | -ABS |

DACIA LCV

| METELLI ref | Spare Parts | | F/R | L/R | | | ABS | A | B | C | D | E | F | G | H | I | L | M | Fig | NOTE |
|---|-------------|--|-----|-----|--|--|-----|---|---|----|----|---|---|---|---|---|----|---|-----|------|
| 19-2665 | | | R | | | | | | | 25 | 52 | | | | | | 37 | | | |
| 19-8120 | | | R | | | | | | | 25 | 55 | | | | | | 43 | | | |
| 1.5 dCi (65 kW) Eng.K9K 892 5/10-1/70 | | | | | | | | | | | | | | | | | | | | |
| 19-2347 | | | F | | | | | | | 37 | 72 | | | | | | 37 | | | +ABS |
| 19-2350 | | | F | | | | | | | 37 | 72 | | | | | | 37 | | | -ABS |
| 19-2665 | | | R | | | | | | | 25 | 52 | | | | | | 37 | | | |
| 19-8120 | | | R | | | | | | | 25 | 55 | | | | | | 43 | | | |
| 1.5 dCi (US00, US0J, US0Y) (48 kW) Eng.K9K 794 4/08-12/12 | | | | | | | | | | | | | | | | | | | | |
| 19-2347 | | | F | | | | | | | 37 | 72 | | | | | | 37 | | | +ABS |
| 19-2350 | | | F | | | | | | | 37 | 72 | | | | | | 37 | | | -ABS |
| 1.5 dCi (US0K) (50 kW) Eng.K9K 792 3/08-1/70 | | | | | | | | | | | | | | | | | | | | |
| 19-2347 | | | F | | | | | | | 37 | 72 | | | | | | 37 | | | +ABS |
| 19-2350 | | | F | | | | | | | 37 | 72 | | | | | | 37 | | | -ABS |
| 19-2665 | | | R | | | | | | | 25 | 52 | | | | | | 37 | | | |
| 19-8120 | | | R | | | | | | | 25 | 55 | | | | | | 43 | | | |
| 1.5 dCi (US0W) (63 kW) Eng.K9K 796 3/08-1/70 | | | | | | | | | | | | | | | | | | | | |
| 19-2347 | | | F | | | | | | | 37 | 72 | | | | | | 37 | | | +ABS |
| 19-2350 | | | F | | | | | | | 37 | 72 | | | | | | 37 | | | -ABS |
| 19-2665 | | | R | | | | | | | 25 | 52 | | | | | | 37 | | | |
| 19-8120 | | | R | | | | | | | 25 | 55 | | | | | | 43 | | | |
| 1.6 (64 kW) Eng.K7M 710 3/08-1/70 | | | | | | | | | | | | | | | | | | | | |
| 19-2347 | | | F | | | | | | | 37 | 72 | | | | | | 37 | | | +ABS |
| 19-2350 | | | F | | | | | | | 37 | 72 | | | | | | 37 | | | -ABS |
| 19-2665 | | | R | | | | | | | 25 | 52 | | | | | | 37 | | | |
| 19-8120 | | | R | | | | | | | 25 | 55 | | | | | | 43 | | | |
| 1.6 16V (US1Y) (77 kW) Eng.K4M 690 1/10-8/13 | | | | | | | | | | | | | | | | | | | | |
| 19-2347 | | | F | | | | | | | 37 | 72 | | | | | | 37 | | | +ABS |
| 19-2350 | | | F | | | | | | | 37 | 72 | | | | | | 37 | | | -ABS |

DACIA LCV

| METELLI ref | Spare Parts | | F/R | L/R | | | ABS | A | B | C | D | E | F | G | H | I | L | M | Fig | NOTE |
|--|-------------|--|-----|-----|--|--|-----|---|---|----|----|---|---|---|---|---|----|---|-----|------|
| 1.6 Bifuel (62 kW) Eng.K7M 800 5/10-1/70 | | | | | | | | | | | | | | | | | | | | |
| 19-2347 | | | F | | | | | | | 37 | 72 | | | | | | 37 | | | +ABS |
| 19-2350 | | | F | | | | | | | 37 | 72 | | | | | | 37 | | | -ABS |
| 19-2665 | | | R | | | | | | | 25 | 52 | | | | | | 37 | | | |
| 19-8120 | | | R | | | | | | | 25 | 55 | | | | | | 43 | | | |
| 1.6 MPI 85 (62 kW) Eng.K7M 800 5/10-1/70 | | | | | | | | | | | | | | | | | | | | |
| 19-2347 | | | F | | | | | | | 37 | 72 | | | | | | 37 | | | +ABS |
| 19-2350 | | | F | | | | | | | 37 | 72 | | | | | | 37 | | | -ABS |
| 19-2665 | | | R | | | | | | | 25 | 52 | | | | | | 37 | | | |
| 19-8120 | | | R | | | | | | | 25 | 55 | | | | | | 43 | | | |

DAEWOO

Aranos / Espero 1/95-11/97

1.5 (66 kW) Eng.V15L 1/95-11/97

| | | | | | | | | | | | | | | | | | | | | |
|---------|--|--|---|--|--|--|--|--|--|-------|-------|--|--|--|--|--|-------|--|--|------|
| 19-2172 | | | R | | | | | | | 17,46 | 50,29 | | | | | | 14,73 | | | -ABS |
| 19-2174 | | | F | | | | | | | 39 | 72 | | | | | | 37 | | | |

1.8 (70 kW) Eng.Y18L 1/95-11/97

| | | | | | | | | | | | | | | | | | | | | |
|---------|--|--|---|--|--|--|--|--|--|-------|-------|--|--|--|--|--|-------|--|--|------|
| 19-2172 | | | R | | | | | | | 17,46 | 50,29 | | | | | | 14,73 | | | -ABS |
| 19-2174 | | | F | | | | | | | 39 | 72 | | | | | | 37 | | | |

2.0 (77 kW) Eng.C20LE 1/95-11/97

| | | | | | | | | | | | | | | | | | | | | |
|---------|--|--|---|--|--|--|--|--|--|-------|-------|--|--|--|--|--|-------|--|--|------|
| 19-2172 | | | R | | | | | | | 17,46 | 50,29 | | | | | | 14,73 | | | -ABS |
| 19-2174 | | | F | | | | | | | 39 | 72 | | | | | | 37 | | | |

Cielo 6/94-11/00

1.5 (66 kW) Eng.V15L 6/94-7/98

| | | | | | | | | | | | | | | | | | | | | |
|---------|--|--|---|--|--|--|--|--|--|-------|-------|--|--|--|--|--|-------|--|--|--|
| 19-2172 | | | R | | | | | | | 17,46 | 50,29 | | | | | | 14,73 | | | |
| 19-2174 | | | F | | | | | | | 39 | 72 | | | | | | 37 | | | |

DAEWOO

| METELLI ref | Spare Parts | | F/R | L/R | | | ABS | A | B | C | D | E | F | G | H | I | L | M | Fig | NOTE |
|--|-------------|--|-----|-----|--|--|-----|---|---|-------|-------|---|---|---|---|---|-------|---|-----|------|
| Espero (KLEJ) 10/91-9/99 | | | | | | | | | | | | | | | | | | | | |
| 1.5 (55 kW) Eng.A15F 10/97-8/99 | | | | | | | | | | | | | | | | | | | | |
| 19-2172 | | | R | | | | | | | 17,46 | 50,29 | | | | | | 14,73 | | | -ABS |
| 19-2174 | | | F | | | | | | | 39 | 72 | | | | | | 37 | | | |
| 1.5 16V (65 kW) Eng.A15MF 10/93-9/94 | | | | | | | | | | | | | | | | | | | | |
| 19-2172 | | | R | | | | | | | 17,46 | 50,29 | | | | | | 14,73 | | | -ABS |
| 19-2174 | | | F | | | | | | | 39 | 72 | | | | | | 37 | | | |
| 1.5 16V (66 kW) Eng.A15MF 2/95-6/99 | | | | | | | | | | | | | | | | | | | | |
| 19-2172 | | | R | | | | | | | 17,46 | 50,29 | | | | | | 14,73 | | | -ABS |
| 19-2174 | | | F | | | | | | | 39 | 72 | | | | | | 37 | | | |
| 1.8 (66 kW) Eng.C18LE 2/95-9/99 | | | | | | | | | | | | | | | | | | | | |
| 19-2172 | | | R | | | | | | | 17,46 | 50,29 | | | | | | 14,73 | | | -ABS |
| 19-2174 | | | F | | | | | | | 39 | 72 | | | | | | 37 | | | |
| 1.8 (70 kW) Eng.C18LE 2/95-6/99 | | | | | | | | | | | | | | | | | | | | |
| 19-2172 | | | R | | | | | | | 17,46 | 50,29 | | | | | | 14,73 | | | -ABS |
| 19-2174 | | | F | | | | | | | 39 | 72 | | | | | | 37 | | | |
| 2.0 (74 kW) Eng.C20LZ 10/91-9/93 | | | | | | | | | | | | | | | | | | | | |
| 19-2172 | | | R | | | | | | | 17,46 | 50,29 | | | | | | 14,73 | | | -ABS |
| 19-2174 | | | F | | | | | | | 39 | 72 | | | | | | 37 | | | |
| 2.0 (77 kW) Eng.C20LE 2/95-6/99 | | | | | | | | | | | | | | | | | | | | |
| 19-2172 | | | R | | | | | | | 17,46 | 50,29 | | | | | | 14,73 | | | -ABS |
| 19-2174 | | | F | | | | | | | 39 | 72 | | | | | | 37 | | | |
| 2.0 (81 kW) Eng.C20LE 10/93-9/94 | | | | | | | | | | | | | | | | | | | | |
| 19-2172 | | | R | | | | | | | 17,46 | 50,29 | | | | | | 14,73 | | | -ABS |
| 19-2174 | | | F | | | | | | | 39 | 72 | | | | | | 37 | | | |

DAEWOO

| METELLI ref | Spare Parts | | F/R | L/R | | | ABS | A | B | C | D | E | F | G | H | I | L | M | Fig | NOTE |
|--|-------------|--------|-----|-----|--|--|-----|---|----|----|----|-------|---|---|---|---|----|---|-----|------|
| Evanda (KLAL) 8/02-1/70 | | | | | | | | | | | | | | | | | | | | |
| 2.0 (96 kW) Eng.X 20 SED 8/02-1/70 | | | | | | | | | | | | | | | | | | | | |
| 19-2975 | | -12/06 | R | | | | | | 36 | | | 139,3 | | | | | | | | +ABS |
| 19-2976 | | -12/06 | F | | | | | | 20 | | | 139 | | | | | 88 | | | +ABS |
| Kalos (KLAS) 9/02-1/70 | | | | | | | | | | | | | | | | | | | | |
| 1.2 (53 kW) Eng.B12S3 4/03-1/70 | | | | | | | | | | | | | | | | | | | | |
| 19-2174 | | | F | | | | | | | 39 | 72 | | | | | | | | 37 | |
| 19-2787 | | -12/08 | F | | | | | | | 34 | 64 | | | | | | | | 37 | |
| 19-8197 | | -12/08 | R | | | | | | | 25 | 52 | | | | | | | | 37 | |
| 1.4 (61 kW) Eng.F14S3 9/02-1/70 | | | | | | | | | | | | | | | | | | | | |
| 19-2174 | | | F | | | | | | | 39 | 72 | | | | | | | | 37 | |
| 19-2787 | | -12/08 | F | | | | | | | 34 | 64 | | | | | | | | 37 | |
| 19-8197 | | -12/08 | R | | | | | | | 25 | 52 | | | | | | | | 37 | |
| 1.4 16V (69 kW) Eng.F14D3 4/03-1/70 | | | | | | | | | | | | | | | | | | | | |
| 19-2174 | | | F | | | | | | | 39 | 72 | | | | | | | | 37 | |
| 19-2787 | | -12/08 | F | | | | | | | 34 | 64 | | | | | | | | 37 | |
| 19-8197 | | -12/08 | R | | | | | | | 25 | 52 | | | | | | | | 37 | |
| 1.5 (62 kW) Eng.LV8(91CUL4) 11/02-12/04 | | | | | | | | | | | | | | | | | | | | |
| 19-2174 | | | F | | | | | | | 39 | 72 | | | | | | | | 37 | |
| 19-8197 | | | R | | | | | | | 25 | 52 | | | | | | | | 37 | |
| Kalos Sedan (KLAS) 11/02-12/04 | | | | | | | | | | | | | | | | | | | | |
| 1.4 (61 kW) Eng.F14S3 11/02-12/04 | | | | | | | | | | | | | | | | | | | | |
| 19-2174 | | | F | | | | | | | 39 | 72 | | | | | | | | 37 | |
| 19-2787 | | | F | | | | | | | 34 | 64 | | | | | | | | 37 | |
| 19-8197 | | | R | | | | | | | 25 | 52 | | | | | | | | 37 | |

DAEWOO

| METELLI ref | Spare Parts | | F/R | L/R | | ABS | A | B | C | D | E | F | G | H | I | L | M | Fig | NOTE |
|---|-------------|--------|-----|-----|--|-----|---|---|-------|-------|---|---|---|---|---|-------|---|-----|------|
| 1.6 16V (78 kW) Eng.L44(98CUL4) 5/97-1/70 | | | | | | | | | | | | | | | | | | | |
| 19-2174 | | | F | | | | | | 39 | 72 | | | | | | 37 | | | |
| Lanos Sedan (KLAT) / Sens 2/97-1/70 | | | | | | | | | | | | | | | | | | | |
| 1.3 (55 kW) Eng.L13(82CUL4) 5/97-1/70 | | | | | | | | | | | | | | | | | | | |
| 19-2172 | | | R | | | | | | 17,46 | 50,29 | | | | | | 14,73 | | | -ABS |
| 19-2174 | | | F | | | | | | 39 | 72 | | | | | | 37 | | | |
| 19-2787 | | -12/02 | F | | | | | | 34 | 64 | | | | | | 37 | | | SOHC |
| 1.5 (63 kW) Eng.LX6(91CUL4) 5/97-1/70 | | | | | | | | | | | | | | | | | | | |
| 19-2172 | | | R | | | | | | 17,46 | 50,29 | | | | | | 14,73 | | | -ABS |
| 19-2174 | | | F | | | | | | 39 | 72 | | | | | | 37 | | | |
| 19-2787 | | -12/02 | F | | | | | | 34 | 64 | | | | | | 37 | | | SOHC |
| 1.5 (73 kW) Eng.L43(91CUL4) 10/97-6/99 | | | | | | | | | | | | | | | | | | | |
| 19-2172 | | | R | | | | | | 17,46 | 50,29 | | | | | | 14,73 | | | -ABS |
| 19-2174 | | | F | | | | | | 39 | 72 | | | | | | 37 | | | |
| 1.6 16V (78 kW) Eng.L44(98CUL4) 2/97-1/70 | | | | | | | | | | | | | | | | | | | |
| 19-2172 | | | R | | | | | | 17,46 | 50,29 | | | | | | 14,73 | | | -ABS |
| 19-2174 | | | F | | | | | | 39 | 72 | | | | | | 37 | | | |
| Leganza (KLAV) / Kondor 6/97-4/04 | | | | | | | | | | | | | | | | | | | |
| 2.0 16V (93 kW) Eng.T20SED 7/00-4/04 | | | | | | | | | | | | | | | | | | | |
| 19-7118 | | | F | | | | | | 39 | 74 | | | | | | 39 | | | |
| 2.0 16V (98 kW) Eng.X 20 SED (06.97-.) 6/97-12/02 | | | | | | | | | | | | | | | | | | | |
| 19-7118 | | | F | | | | | | 39 | 74 | | | | | | 39 | | | |
| 2.2 16V (100 kW) Eng.T22SED 4/99-12/02 | | | | | | | | | | | | | | | | | | | |
| 19-7118 | | | F | | | | | | 39 | 74 | | | | | | 39 | | | |

DAEWOO

| METELLI ref | Spare Parts | | F/R | L/R | | | ABS | A | B | C | D | E | F | G | H | I | L | M | Fig | NOTE |
|---|-------------|--------|-----|-----|--|--|-----|---|----|-------|-------|-----|---|---|---|---|-------|------|-----|------------------|
| Magnus 7/99-1/70 | | | | | | | | | | | | | | | | | | | | |
| 2.0 (96 kW) Eng.X 20 SED 7/99-1/06 | | | | | | | | | | | | | | | | | | | | |
| 19-2976 | | | F | | | | | | 20 | | | 139 | | | | | 88 | | | +ABS |
| Matiz I (M100, M150) 9/98-1/70 | | | | | | | | | | | | | | | | | | | | |
| 0.8 (38 kW) Eng.F8CV 9/98-1/70 | | | | | | | | | | | | | | | | | | | | |
| 19-2179 | | -12/08 | F | | | | | | | 35 | 60 | | | | | | 15,9 | 16,8 | | |
| 19-2479 | | -12/08 | R | | | | | | | 20 | 52 | | | | | | 16,3 | 15 | | |
| 1.0 (47 kW) Eng.B10S 1/03-1/70 | | | | | | | | | | | | | | | | | | | | |
| 19-2179 | | -12/08 | F | | | | | | | 35 | 60 | | | | | | 15,9 | 16,8 | | |
| 19-2479 | | -12/08 | R | | | | | | | 20 | 52 | | | | | | 16,3 | 15 | | |
| Matiz II (M200, M250) 1/05-6/10 | | | | | | | | | | | | | | | | | | | | |
| 0.8 (38 kW) Eng.F8CV 1/05-6/10 | | | | | | | | | | | | | | | | | | | | |
| 19-2179 | | | F | | | | | | | 35 | 60 | | | | | | 15,9 | 16,8 | | |
| Nexia I / Cielo 2/95-8/97 | | | | | | | | | | | | | | | | | | | | |
| 1.5 (08, 68) (44 kW) Eng.G15MF (08.96-.) 8/96-8/97 | | | | | | | | | | | | | | | | | | | | |
| 19-2172 | | | R | | | | | | | 17,46 | 50,29 | | | | | | 14,73 | | | -ABS |
| 19-2174 | | | F | | | | | | | 39 | 72 | | | | | | 37 | | | |
| 1.5 (08, 68) (52 kW) Eng.G15MF (08.96-.) 2/95-8/97 | | | | | | | | | | | | | | | | | | | | |
| 19-2172 | | | R | | | | | | | 17,46 | 50,29 | | | | | | 14,73 | | | -ABS |
| 19-2173 | | -12/95 | F | | | | | | | 34 | 64 | | | | | | 37 | | | -ABS, Brake disc |
| 1.5 (08, 68) (55 kW) Eng.G15MF (08.96-.) 2/95-8/97 | | | | | | | | | | | | | | | | | | | | |
| 19-2172 | | | R | | | | | | | 17,46 | 50,29 | | | | | | 14,73 | | | -ABS |
| 19-2173 | | -12/95 | F | | | | | | | 34 | 64 | | | | | | 37 | | | -ABS, Brake disc |
| 19-2174 | | | F | | | | | | | 39 | 72 | | | | | | 37 | | | |

DAEWOO

| METELLI ref | Spare Parts | | F/R | L/R | | | ABS | A | B | C | D | E | F | G | H | I | L | M | Fig | NOTE |
|---|-------------|--------|-----|-----|--|--|-----|---|---|-------|-------|---|---|---|---|---|---|-------|-----|------------------|
| 1.5 16V (08, 68) (66 kW) Eng.A15MF 2/95-8/97 | | | | | | | | | | | | | | | | | | | | |
| 19-2172 | | | R | | | | | | | 17,46 | 50,29 | | | | | | | 14,73 | | -ABS |
| 19-2173 | | -12/95 | F | | | | | | | 34 | 64 | | | | | | | 37 | | -ABS, Brake disc |
| 19-2174 | | | F | | | | | | | 39 | 72 | | | | | | | 37 | | |
| Nexia I Sedan / Cielo 2/95-6/08 | | | | | | | | | | | | | | | | | | | | |
| 1.5 (19) (44 kW) Eng.G15MF (08.96-.) 8/96-8/97 | | | | | | | | | | | | | | | | | | | | |
| 19-2172 | | | R | | | | | | | 17,46 | 50,29 | | | | | | | 14,73 | | -ABS |
| 19-2174 | | | F | | | | | | | 39 | 72 | | | | | | | 37 | | |
| 1.5 (19) (52 kW) Eng.G15MF (08.96-.) 2/95-8/97 | | | | | | | | | | | | | | | | | | | | |
| 19-2172 | | | R | | | | | | | 17,46 | 50,29 | | | | | | | 14,73 | | -ABS |
| 19-2173 | | -12/95 | F | | | | | | | 34 | 64 | | | | | | | 37 | | -ABS, Brake disc |
| 19-2174 | | | F | | | | | | | 39 | 72 | | | | | | | 37 | | |
| 1.5 (19) (55 kW) Eng.G15MF (08.96-.) 2/95-8/97 | | | | | | | | | | | | | | | | | | | | |
| 19-2172 | | | R | | | | | | | 17,46 | 50,29 | | | | | | | 14,73 | | -ABS |
| 19-2173 | | -12/95 | F | | | | | | | 34 | 64 | | | | | | | 37 | | -ABS, Brake disc |
| 19-2174 | | | F | | | | | | | 39 | 72 | | | | | | | 37 | | |
| 1.5 16V (19) (66 kW) Eng.A15MF 2/95-8/97 | | | | | | | | | | | | | | | | | | | | |
| 19-2172 | | | R | | | | | | | 17,46 | 50,29 | | | | | | | 14,73 | | -ABS |
| 19-2173 | | -12/95 | F | | | | | | | 34 | 64 | | | | | | | 37 | | -ABS, Brake disc |
| 19-2174 | | | F | | | | | | | 39 | 72 | | | | | | | 37 | | |
| 1.8 (19) (74 kW) Eng.C18LE 2/95-6/08 | | | | | | | | | | | | | | | | | | | | |
| 19-2172 | | | R | | | | | | | 17,46 | 50,29 | | | | | | | 14,73 | | -ABS |
| Nubira I (J100) / Orion 5/97-1/70 | | | | | | | | | | | | | | | | | | | | |
| 1.6 (76 kW) Eng.A16DMS 8/02-7/03 | | | | | | | | | | | | | | | | | | | | |
| 19-2172 | | | R | | | | | | | 17,46 | 50,29 | | | | | | | 14,73 | | -ABS |
| 19-2174 | | | F | | | | | | | 39 | 72 | | | | | | | 37 | | |

DAEWOO

| METELLI ref | Spare Parts | | F/R | L/R | | | ABS | A | B | C | D | E | F | G | H | I | L | M | Fig | NOTE |
|---|-------------|--|-----|-----|--|--|-----|---|---|-------|-------|---|---|---|---|---|-------|---|-----|------|
| 1.6 16V (78 kW) Eng.A16DMS 5/97-5/99 | | | | | | | | | | | | | | | | | | | | |
| 19-2172 | | | R | | | | | | | 17,46 | 50,29 | | | | | | 14,73 | | | -ABS |
| 19-2174 | | | F | | | | | | | 39 | 72 | | | | | | 37 | | | |
| 2.0 16V (98 kW) Eng.X 20 SED 5/97-1/70 | | | | | | | | | | | | | | | | | | | | |
| 19-2172 | | | R | | | | | | | 17,46 | 50,29 | | | | | | 14,73 | | | -ABS |
| 19-2174 | | | F | | | | | | | 39 | 72 | | | | | | 37 | | | |
| 2.0 CDX (93 kW) Eng.T20SED 8/02-7/03 | | | | | | | | | | | | | | | | | | | | |
| 19-2172 | | | R | | | | | | | 17,46 | 50,29 | | | | | | 14,73 | | | -ABS |
| 19-2174 | | | F | | | | | | | 39 | 72 | | | | | | 37 | | | |
| Nubira I Sedan (J100) 4/97-1/70 | | | | | | | | | | | | | | | | | | | | |
| 1.5 SE (81 kW) Eng.A15DMS 6/99-7/03 | | | | | | | | | | | | | | | | | | | | |
| 19-2172 | | | R | | | | | | | 17,46 | 50,29 | | | | | | 14,73 | | | -ABS |
| 19-2174 | | | F | | | | | | | 39 | 72 | | | | | | 37 | | | |
| 1.6 16V (76 kW) Eng.A16DMS 7/00-1/70 | | | | | | | | | | | | | | | | | | | | |
| 19-2172 | | | R | | | | | | | 17,46 | 50,29 | | | | | | 14,73 | | | -ABS |
| 19-2174 | | | F | | | | | | | 39 | 72 | | | | | | 37 | | | |
| 1.6 16V (78 kW) Eng.A16DMS (05.97-.) 5/97-5/99 | | | | | | | | | | | | | | | | | | | | |
| 19-2172 | | | R | | | | | | | 17,46 | 50,29 | | | | | | 14,73 | | | -ABS |
| 19-2174 | | | F | | | | | | | 39 | 72 | | | | | | 37 | | | |
| 1.8 16V (100 kW) Eng.L84(110CUL4) 4/97-5/99 | | | | | | | | | | | | | | | | | | | | |
| 19-2172 | | | R | | | | | | | 17,46 | 50,29 | | | | | | 14,73 | | | -ABS |
| 2.0 (81 kW) Eng.C20SED 6/99-7/03 | | | | | | | | | | | | | | | | | | | | |
| 19-2172 | | | R | | | | | | | 17,46 | 50,29 | | | | | | 14,73 | | | -ABS |
| 19-2174 | | | F | | | | | | | 39 | 72 | | | | | | 37 | | | |
| 2.0 16V (93 kW) Eng.T20SED 12/00-1/70 | | | | | | | | | | | | | | | | | | | | |
| 19-2172 | | | R | | | | | | | 17,46 | 50,29 | | | | | | 14,73 | | | -ABS |
| 19-2174 | | | F | | | | | | | 39 | 72 | | | | | | 37 | | | |

DAEWOO

| METELLI ref | Spare Parts | | F/R | L/R | | | ABS | A | B | C | D | E | F | G | H | I | L | M | Fig | NOTE |
|---|-------------|--------|-----|-----|--|--|-----|----|----|-------|-------|-------|---|---|---|---|-------|---|-----|------|
| 2.0 16V (98 kW) Eng.X 20 SED (05.97-.) 5/97-1/70 | | | | | | | | | | | | | | | | | | | | |
| 19-2172 | | | R | | | | | | | 17,46 | 50,29 | | | | | | 14,73 | | | -ABS |
| 19-2174 | | | F | | | | | | | 39 | 72 | | | | | | 37 | | | |
| Nubira I Wagon (J100) / Orion 5/97-1/70 | | | | | | | | | | | | | | | | | | | | |
| 1.6 16V (66 kW) Eng.A16DMS 6/97-1/70 | | | | | | | | | | | | | | | | | | | | |
| 19-2172 | | | R | | | | | | | 17,46 | 50,29 | | | | | | 14,73 | | | -ABS |
| 19-2174 | | | F | | | | | | | 39 | 72 | | | | | | 37 | | | |
| 1.6 16V (76 kW) Eng.A16DMS 12/00-1/70 | | | | | | | | | | | | | | | | | | | | |
| 19-2172 | | | R | | | | | | | 17,46 | 50,29 | | | | | | 14,73 | | | -ABS |
| 19-2174 | | | F | | | | | | | 39 | 72 | | | | | | 37 | | | |
| 1.6 16V (78 kW) Eng.A16DMS (05.97-.) 5/97-5/99 | | | | | | | | | | | | | | | | | | | | |
| 19-2172 | | | R | | | | | | | 17,46 | 50,29 | | | | | | 14,73 | | | -ABS |
| 19-2174 | | | F | | | | | | | 39 | 72 | | | | | | 37 | | | |
| 2.0 16V (93 kW) Eng.T20SED 12/00-1/70 | | | | | | | | | | | | | | | | | | | | |
| 19-2172 | | | R | | | | | | | 17,46 | 50,29 | | | | | | 14,73 | | | -ABS |
| 19-2174 | | | F | | | | | | | 39 | 72 | | | | | | 37 | | | |
| 2.0 16V (98 kW) Eng.X 20 SED (05.97-.) 5/97-1/70 | | | | | | | | | | | | | | | | | | | | |
| 19-2172 | | | R | | | | | | | 17,46 | 50,29 | | | | | | 14,73 | | | -ABS |
| 19-2174 | | | F | | | | | | | 39 | 72 | | | | | | 37 | | | |
| Nubira III Sedan (J200) 7/03-1/70 | | | | | | | | | | | | | | | | | | | | |
| 1.4 (69 kW) Eng.F14D3 10/03-12/04 | | | | | | | | | | | | | | | | | | | | |
| 19-7118 | | | F | | | | | | | 39 | 74 | | | | | | 39 | | | |
| 1.6 (80 kW) Eng.F16D3 7/03-1/70 | | | | | | | | | | | | | | | | | | | | |
| 19-2975 | | -12/06 | R | | | | | 36 | | | | 139,3 | | | | | | | | +ABS |
| 19-7118 | | -12/06 | F | | | | | | 39 | 74 | | | | | | | 39 | | | |
| 1.8 (90 kW) Eng.T18SED 7/03-1/70 | | | | | | | | | | | | | | | | | | | | |
| 19-2975 | | -12/06 | R | | | | | 36 | | | | 139,3 | | | | | | | | +ABS |

DAEWOO

| METELLI ref | Spare Parts | | F/R | L/R | | ABS | A | B | C | D | E | F | G | H | I | L | M | Fig | NOTE |
|---|-------------|--------|-----|-----|--|-----|---|----|----|----|-------|---|---|---|---|----|---|-----|------|
| 19-7118 | | -12/06 | F | | | | | | 39 | 74 | | | | | | 39 | | | |
| Nubira III Wagon (J200) 7/03-1/70 | | | | | | | | | | | | | | | | | | | |
| 1.6 (80 kW) Eng.F16D3 7/03-1/70 | | | | | | | | | | | | | | | | | | | |
| 19-2975 | | -12/06 | R | | | | | 36 | | | 139,3 | | | | | | | | +ABS |
| 19-7118 | | -12/06 | F | | | | | | 39 | 74 | | | | | | 39 | | | |
| 1.8 (90 kW) Eng.T18SED 7/03-1/70 | | | | | | | | | | | | | | | | | | | |
| 19-2975 | | -12/06 | R | | | | | 36 | | | 139,3 | | | | | | | | +ABS |
| 19-7118 | | -12/06 | F | | | | | | 39 | 74 | | | | | | 39 | | | |
| Rezzo (U100) / Tacuma 1/00-1/70 | | | | | | | | | | | | | | | | | | | |
| 1.6 (77 kW) Eng.A16DMS 9/00-1/70 | | | | | | | | | | | | | | | | | | | |
| 19-7118 | | | F | | | | | | 39 | 74 | | | | | | 39 | | | |
| 1.6 SX (66 kW) Eng.L44(96CUL4) 8/01-12/04 | | | | | | | | | | | | | | | | | | | |
| 19-7118 | | | F | | | | | | 39 | 74 | | | | | | 39 | | | |
| 1.8 (67 kW) Eng.F18D2 9/00-1/70 | | | | | | | | | | | | | | | | | | | |
| 19-7118 | | -12/01 | F | | | | | | 39 | 74 | | | | | | 39 | | | |
| 1.8 (72 kW) Eng.F18S2 9/00-1/70 | | | | | | | | | | | | | | | | | | | |
| 19-7118 | | -12/01 | F | | | | | | 39 | 74 | | | | | | 39 | | | |
| 1.8 (74 kW) Eng.F18S2 9/00-1/70 | | | | | | | | | | | | | | | | | | | |
| 19-7118 | | -12/01 | F | | | | | | 39 | 74 | | | | | | 39 | | | |
| 2.0 (89 kW) Eng.T20SED 9/01-12/04 | | | | | | | | | | | | | | | | | | | |
| 19-7118 | | | F | | | | | | 39 | 74 | | | | | | 39 | | | |
| 2.0 (94 kW) Eng.T20SED 9/00-1/70 | | | | | | | | | | | | | | | | | | | |
| 19-7118 | | -12/08 | F | | | | | | 39 | 74 | | | | | | 39 | | | |

DAEWOO

| METELLI ref | Spare Parts | | F/R | L/R | | | ABS | A | B | C | D | E | F | G | H | I | L | M | Fig | NOTE |
|--|-------------|--------|-----|-----|--|--|-----|---|----|----|----|-----|---|---|---|---|----|---|-----|------|
| Tico (KLY3) 2/95-12/00 | | | | | | | | | | | | | | | | | | | | |
| 0.8 (35 kW) Eng.F8C 2/95-12/00 | | | | | | | | | | | | | | | | | | | | |
| 19-7608 | | -03/97 | R | | | | | | | 20 | 52 | | | | | | 15 | | | |
| Tosca 2/06-1/70 | | | | | | | | | | | | | | | | | | | | |
| 1.8 (90 kW) Eng.T18SED 2/06-1/70 | | | | | | | | | | | | | | | | | | | | |
| 19-2976 | | -12/07 | F | | | | | | 20 | | | 139 | | | | | 88 | | | |
| 2.0 LPG (101 kW) Eng.- 2/06-1/70 | | | | | | | | | | | | | | | | | | | | |
| 19-2976 | | -12/07 | F | | | | | | 20 | | | 139 | | | | | 88 | | | |
| 2.0 TDCi (110 kW) Eng.Z 20 DMH 2/06-1/70 | | | | | | | | | | | | | | | | | | | | |
| 19-2976 | | -12/07 | F | | | | | | 20 | | | 139 | | | | | 88 | | | |
| 2.0 XT (105 kW) Eng.X 20 D1 2/06-1/70 | | | | | | | | | | | | | | | | | | | | |
| 19-2976 | | -12/07 | F | | | | | | 20 | | | 139 | | | | | 88 | | | |
| 2.5 Executive (115 kW) Eng.X 25 D1 2/06-1/70 | | | | | | | | | | | | | | | | | | | | |
| 19-2976 | | -12/07 | F | | | | | | 20 | | | 139 | | | | | 88 | | | |

DAIHATSU

Applause I Hatchback (A101, A111) 6/89-7/97

| | | | | | | | | | | | | | | | | | | | | |
|---|--|--------|---|--|--|--|--|--|--|----|----|--|--|--|--|--|----|--|--|-----------|
| 1.6 16V (A101) (66 kW) Eng.HD 6/89-7/97 | | | | | | | | | | | | | | | | | | | | |
| 19-7095 | | -01/93 | F | | | | | | | 38 | 70 | | | | | | 38 | | | Mod. A101 |
| 19-7657 | | | F | | | | | | | 38 | 70 | | | | | | 38 | | | |
| 1.6 16V (A101) (77 kW) Eng.HD-E (06.89-.) 6/89-7/97 | | | | | | | | | | | | | | | | | | | | |
| 19-7095 | | | F | | | | | | | 38 | 70 | | | | | | 38 | | | |
| 19-7657 | | | F | | | | | | | 38 | 70 | | | | | | 38 | | | |
| 1.6 16V 4WD (A111) (77 kW) Eng.HD-E (06.89-.) 6/89-7/97 | | | | | | | | | | | | | | | | | | | | |
| 19-7095 | | | F | | | | | | | 38 | 70 | | | | | | 38 | | | |
| 19-7657 | | | F | | | | | | | 38 | 70 | | | | | | 38 | | | |

DAIHATSU

| METELLI ref | Spare Parts | | F/R | L/R | | ABS | A | B | C | D | E | F | G | H | I | L | M | Fig | NOTE |
|--|-------------|--------|-----|-----|--|-----|---|---|----|----|---|---|---|---|---|----|---|-----|------|
| Applause II Hatchback (A101) 7/97-5/00 | | | | | | | | | | | | | | | | | | | |
| 1.6 16V (A101) (73 kW) Eng.HD-E 7/97-5/00 | | | | | | | | | | | | | | | | | | | |
| 19-7095 | | | F | | | | | | 38 | 70 | | | | | | 38 | | | |
| 19-7657 | | | F | | | | | | 38 | 70 | | | | | | 38 | | | |
| Charade III (G100, G101, G102) 3/87-1/93 | | | | | | | | | | | | | | | | | | | |
| 1.0 (G100) (38 kW) Eng.CB 23 3/87-12/92 | | | | | | | | | | | | | | | | | | | |
| 19-7095 | | 02/89- | F | | | | | | 38 | 70 | | | | | | 38 | | | |
| 19-7657 | | 02/89- | F | | | | | | 38 | 70 | | | | | | 38 | | | |
| 1.0 (G100) (40 kW) Eng.CB 90 11/90-12/92 | | | | | | | | | | | | | | | | | | | |
| 19-7095 | | | F | | | | | | 38 | 70 | | | | | | 38 | | | |
| 19-7657 | | | F | | | | | | 38 | 70 | | | | | | 38 | | | |
| 1.0 (G100) (41 kW) Eng.CB 90 4/89-12/92 | | | | | | | | | | | | | | | | | | | |
| 19-7095 | | | F | | | | | | 38 | 70 | | | | | | 38 | | | |
| 19-7657 | | | F | | | | | | 38 | 70 | | | | | | 38 | | | |
| 1.0 D (G101) (27 kW) Eng.CL 11 (03.87-12.91) 3/87-12/92 | | | | | | | | | | | | | | | | | | | |
| 19-7095 | | 02/89- | F | | | | | | 38 | 70 | | | | | | 38 | | | |
| 19-7657 | | 02/89- | F | | | | | | 38 | 70 | | | | | | 38 | | | |
| 1.0 GTi (G100) (74 kW) Eng.CB 80 T 3/87-12/92 | | | | | | | | | | | | | | | | | | | |
| 19-7095 | | 02/89- | F | | | | | | 38 | 70 | | | | | | 38 | | | |
| 19-7657 | | 02/89- | F | | | | | | 38 | 70 | | | | | | 38 | | | |
| 1.0 TD (G101) (35 kW) Eng.CL, CL 61 3/87-12/92 | | | | | | | | | | | | | | | | | | | |
| 19-7095 | | 02/89- | F | | | | | | 38 | 70 | | | | | | 38 | | | |
| 19-7657 | | 02/89- | F | | | | | | 38 | 70 | | | | | | 38 | | | |
| 1.0 Turbo (G100) (50 kW) Eng.CB 61 3/87-10/90 | | | | | | | | | | | | | | | | | | | |
| 19-7095 | | 02/89- | F | | | | | | 38 | 70 | | | | | | 38 | | | |
| 19-7657 | | 02/89- | F | | | | | | 38 | 70 | | | | | | 38 | | | |

DAIHATSU

| METELLI ref | Spare Parts | | F/R | L/R | | | ABS | A | B | C | D | E | F | G | H | I | L | M | Fig | NOTE |
|---|-------------|--------|-----|-----|--|--|-----|---|---|----|----|---|---|---|---|---|---|----|-----|------|
| 1.3 (56 kW) Eng.HC-C 9/88-1/92 | | | | | | | | | | | | | | | | | | | | |
| 19-7657 | | | F | | | | | | | 38 | 70 | | | | | | | 38 | | |
| 1.3 i (G102) (66 kW) Eng.HC-E 6/88-12/92 | | | | | | | | | | | | | | | | | | | | |
| 19-7095 | | 02/89- | F | | | | | | | 38 | 70 | | | | | | | 38 | | |
| 19-7657 | | | F | | | | | | | 38 | 70 | | | | | | | 38 | | |
| 1.3 i 4WD (G102) (66 kW) Eng.HC-E 6/88-1/93 | | | | | | | | | | | | | | | | | | | | |
| 19-7095 | | 02/89- | F | | | | | | | 38 | 70 | | | | | | | 38 | | |
| 19-7657 | | | F | | | | | | | 38 | 70 | | | | | | | 38 | | |
| Charade III Sedan (G102) 11/90-2/93 | | | | | | | | | | | | | | | | | | | | |
| 1.3 (66 kW) Eng.HC-E 11/90-2/93 | | | | | | | | | | | | | | | | | | | | |
| 19-7657 | | | F | | | | | | | 38 | 70 | | | | | | | 38 | | |
| Charade IV (G200, G202) 1/93-9/00 | | | | | | | | | | | | | | | | | | | | |
| 1.0 (38 kW) Eng.CB 22 9/94-3/96 | | | | | | | | | | | | | | | | | | | | |
| 19-7657 | | | F | | | | | | | 38 | 70 | | | | | | | 38 | | |
| 1.3 (44 kW) Eng.HC (09.96-), HC-U 9/96-11/99 | | | | | | | | | | | | | | | | | | | | |
| 19-7657 | | | F | | | | | | | 38 | 70 | | | | | | | 38 | | |
| 1.3 16V (55 kW) Eng.HC-E 5/96-11/99 | | | | | | | | | | | | | | | | | | | | |
| 19-7657 | | | F | | | | | | | 38 | 70 | | | | | | | 38 | | |
| 1.3 i 16V (62 kW) Eng.HC (01.93-), HC-E 1/93-9/00 | | | | | | | | | | | | | | | | | | | | |
| 19-7095 | | | F | | | | | | | 38 | 70 | | | | | | | 38 | | |
| 19-7657 | | | F | | | | | | | 38 | 70 | | | | | | | 38 | | |
| 1.5 HG (55 kW) Eng.HEE, HEEG 6/94-3/96 | | | | | | | | | | | | | | | | | | | | |
| 19-7657 | | | F | | | | | | | 38 | 70 | | | | | | | 38 | | |
| 1.5 i 16V (66 kW) Eng.HEE, HEEG 1/97-11/99 | | | | | | | | | | | | | | | | | | | | |
| 19-7657 | | | F | | | | | | | 38 | 70 | | | | | | | 38 | | |
| 1.6 GTi (77 kW) Eng.HD-E (03.93-) 3/93-11/99 | | | | | | | | | | | | | | | | | | | | |
| 19-7095 | | | F | | | | | | | 38 | 70 | | | | | | | 38 | | |

DAIHATSU

| METELLI ref | Spare Parts | | F/R | L/R | | ABS | A | B | C | D | E | F | G | H | I | L | M | Fig | NOTE |
|---|-------------|--------|-----|-----|--|-----|---|---|----|----|-----|---|---|---|---|------|---|-----|------|
| 19-7657 | | | F | | | | | | 38 | 70 | | | | | | 38 | | | |
| Charade IV Sedan (G203) / Valera 3/93-1/01 | | | | | | | | | | | | | | | | | | | |
| 1.5 16V (55 kW) Eng.HEE 10/94-1/01 | | | | | | | | | | | | | | | | | | | |
| 19-7657 | | | F | | | | | | 38 | 70 | | | | | | 38 | | | |
| 1.5 i 16V (66 kW) Eng.HEE 6/94-11/99 | | | | | | | | | | | | | | | | | | | |
| 19-7095 | | | F | | | | | | 38 | 70 | | | | | | 38 | | | |
| 19-7657 | | | F | | | | | | 38 | 70 | | | | | | 38 | | | |
| Charade VII 5/11-1/70 | | | | | | | | | | | | | | | | | | | |
| 1.33 16V (73 kW) Eng.1NR-FE 5/11-1/70 | | | | | | | | | | | | | | | | | | | |
| 19-7730 | | | F | | | | | | 40 | 75 | | | | | | 38,9 | | | |
| 19-7886 | | | R | | | | | | | | 135 | | | | | 99,5 | | | +ABS |
| Cuore II (L80, L81) / Mira 9/85-12/90 | | | | | | | | | | | | | | | | | | | |
| 0.8 (L80) (29 kW) Eng.ED 10 11/89-12/90 | | | | | | | | | | | | | | | | | | | |
| 19-7094 | | -02/90 | F | | | | | | 25 | 62 | | | | | | 17 | | | |
| 0.8 (L80) (32 kW) Eng.ED 10 9/85-6/90 | | | | | | | | | | | | | | | | | | | |
| 19-7094 | | -02/90 | F | | | | | | 25 | 62 | | | | | | 17 | | | |
| Cuore III (L201) / Mira 8/90-12/94 | | | | | | | | | | | | | | | | | | | |
| 0.8 (30 kW) Eng.ED 10 K (10.90-) 10/90-12/94 | | | | | | | | | | | | | | | | | | | |
| 19-7094 | | | F | | | | | | 25 | 62 | | | | | | 17 | | | |
| Cuore IV (L501) / Mira 12/94-5/99 | | | | | | | | | | | | | | | | | | | |
| 0.8 (31 kW) Eng.ED 20 11/96-10/98 | | | | | | | | | | | | | | | | | | | |
| 19-7094 | | -08/98 | F | | | | | | 25 | 62 | | | | | | 17 | | | |

DAIHATSU

| METELLI ref | Spare Parts | | F/R | L/R | | | ABS | A | B | C | D | E | F | G | H | I | L | M | Fig | NOTE | |
|--|-------------|--------|-----|-----|--|--|-----|---|---|----|----|---|---|---|---|---|----|---|-----|------|--|
| 0.8 (32 kW) Eng.ED 20 1/95-8/98 | | | | | | | | | | | | | | | | | | | | | |
| 19-7094 | | | F | | | | | | | 25 | 62 | | | | | | 17 | | | | |
| Gran Move (G3) / Pyzar 10/96-1/70 | | | | | | | | | | | | | | | | | | | | | |
| 1.5 16V (G303) (66 kW) Eng.HEEG 10/96-7/98 | | | | | | | | | | | | | | | | | | | | | |
| 19-7095 | | | F | | | | | | | 38 | 70 | | | | | | 38 | | | | |
| 19-7657 | | | F | | | | | | | 38 | 70 | | | | | | 38 | | | | |
| 1.5 GLX (71 kW) Eng.HEEG 10/96-8/98 | | | | | | | | | | | | | | | | | | | | | |
| 19-7657 | | | F | | | | | | | 38 | 70 | | | | | | 38 | | | | |
| 1.5 GX (55 kW) Eng.HEE, HEEG 10/96-8/98 | | | | | | | | | | | | | | | | | | | | | |
| 19-7657 | | | F | | | | | | | 38 | 70 | | | | | | 38 | | | | |
| 1.6 16V (G301) (67 kW) Eng.HD-EP 5/98-1/70 | | | | | | | | | | | | | | | | | | | | | |
| 19-7095 | | | F | | | | | | | 38 | 70 | | | | | | 38 | | | | |
| 19-7657 | | -07/02 | F | | | | | | | 38 | 70 | | | | | | 38 | | | | |
| 1.6 16V 4WD (67 kW) Eng.HD-EP 5/98-1/70 | | | | | | | | | | | | | | | | | | | | | |
| 19-7657 | | | F | | | | | | | 38 | 70 | | | | | | 38 | | | | |
| 1.6 GLX (77 kW) Eng.HD-EP 6/98-7/02 | | | | | | | | | | | | | | | | | | | | | |
| 19-7657 | | | F | | | | | | | 38 | 70 | | | | | | 38 | | | | |
| 1.6 GX (67 kW) Eng.HD-EP 6/98-7/02 | | | | | | | | | | | | | | | | | | | | | |
| 19-7657 | | | F | | | | | | | 38 | 70 | | | | | | 38 | | | | |
| Move I (L6_) 6/94-11/99 | | | | | | | | | | | | | | | | | | | | | |
| 0.8 (L601) (31 kW) Eng.ED 20 1/97-11/99 | | | | | | | | | | | | | | | | | | | | | |
| 19-7094 | | -09/98 | F | | | | | | | 25 | 62 | | | | | | 17 | | | | |
| Terios I (J1_) 5/97-10/05 | | | | | | | | | | | | | | | | | | | | | |
| 1.3 (63 kW) Eng.K3-VE 7/00-10/06 | | | | | | | | | | | | | | | | | | | | | |
| 19-7095 | | | F | | | | | | | 38 | 70 | | | | | | 38 | | | | |
| 19-7657 | | | F | | | | | | | 38 | 70 | | | | | | 38 | | | | |

DAIHATSU

| METELLI ref | Spare Parts | | F/R | L/R | | | ABS | A | B | C | D | E | F | G | H | I | L | M | Fig | NOTE |
|--|-------------|--|-----|-----|--|--|-----|---|---|----|----|---|---|---|---|---|---|---|-----|------|
| 1.3 4WD (J100) (61 kW) Eng.HC-EJ 10/97-10/00 | | | | | | | | | | | | | | | | | | | | |
| 19-7095 | | | F | | | | | | | 38 | 70 | | | | | | | | 38 | |
| 19-7657 | | | F | | | | | | | 38 | 70 | | | | | | | | 38 | |
| 1.3 4WD (J102) (63 kW) Eng.K3-VE 10/00-10/05 | | | | | | | | | | | | | | | | | | | | |
| 19-7095 | | | F | | | | | | | 38 | 70 | | | | | | | | 38 | |
| 19-7657 | | | F | | | | | | | 38 | 70 | | | | | | | | 38 | |
| 1.3 VVT-i Turbo 4WD (103 kW) Eng.K3-VET 10/02-10/05 | | | | | | | | | | | | | | | | | | | | |
| 19-7657 | | | F | | | | | | | 38 | 70 | | | | | | | | 38 | |

Terios II (J2_) / Bego 11/05-1/70

1.3 VVT-i 4x4 (63 kW) Eng.K3-VE 11/05-1/70

| | | | | | | | | | | | | | | | | | | | | | |
|---|--|-------------|---|--|--|--|--|--|--|----|----|--|--|--|--|--|--|--|----|--|------|
| 19-7657 | | 01/06-11/07 | F | | | | | | | 38 | 70 | | | | | | | | 38 | | -ABS |
| 1.5 4x4 (77 kW) Eng.3SZ-VE 5/06-1/70 | | | | | | | | | | | | | | | | | | | | | |
| 19-7657 | | -11/07 | F | | | | | | | 38 | 70 | | | | | | | | 38 | | -ABS |
| 1.5 LPG 4x4 (77 kW) Eng.3SZ-VE 6/09-1/70 | | | | | | | | | | | | | | | | | | | | | |
| 19-7657 | | | F | | | | | | | 38 | 70 | | | | | | | | 38 | | -ABS |
| 1.5 VVT-i RWD (77 kW) Eng.3SZ-VE 11/05-1/70 | | | | | | | | | | | | | | | | | | | | | |
| 19-7657 | | -11/07 | F | | | | | | | 38 | 70 | | | | | | | | 38 | | -ABS |

DODGE

Avenger 6/07-1/70

2.0 (115 kW) Eng.ECN 6/07-12/11

| | | | | | | | | | | | | | | | | | | | | | |
|--|--|--|---|--|--|--|--|--|--|----|----|--|--|--|--|--|--|--|----|--|--|
| 19-2800 | | | F | | | | | | | 43 | 80 | | | | | | | | 40 | | |
| 2.0 CRD (103 kW) Eng.ECD 6/07-12/11 | | | | | | | | | | | | | | | | | | | | | |
| 19-2800 | | | F | | | | | | | 43 | 80 | | | | | | | | 40 | | |
| 2.4 (125 kW) Eng.EDG 6/07-12/14 | | | | | | | | | | | | | | | | | | | | | |
| 19-2800 | | | F | | | | | | | 43 | 80 | | | | | | | | 40 | | |

DODGE

| METELLI ref | Spare Parts | | F/R | L/R | | | ABS | A | B | C | D | E | F | G | H | I | L | M | Fig | NOTE | |
|--|-------------|-------------|-----|-----|--|--|-----|---|---|----|----|---|---|---|---|---|----|---|-----|--------|--|
| 2.4 (129 kW) Eng.ED3, EDG 6/07-12/14 | | | | | | | | | | | | | | | | | | | | | |
| 19-2800 | | | F | | | | | | | 43 | 80 | | | | | | 40 | | | | |
| 2.7 (137 kW) Eng.EER 6/07-12/11 | | | | | | | | | | | | | | | | | | | | | |
| 19-2800 | | | F | | | | | | | 43 | 80 | | | | | | 40 | | | | |
| 2.7 Flex-Fuel (139 kW) Eng.EER 6/07-12/09 | | | | | | | | | | | | | | | | | | | | | |
| 19-2800 | | | F | | | | | | | 43 | 80 | | | | | | 40 | | | | |
| 3.6 (211 kW) Eng.ERB 1/12-12/14 | | | | | | | | | | | | | | | | | | | | | |
| 19-2800 | | | F | | | | | | | 43 | 80 | | | | | | 40 | | | | |
| Caliber 6/06-1/70 | | | | | | | | | | | | | | | | | | | | | |
| 1.8 (110 kW) Eng.EBA 6/06-12/09 | | | | | | | | | | | | | | | | | | | | | |
| 19-2800 | | | F | | | | | | | 43 | 80 | | | | | | 40 | | | | |
| 2.0 (115 kW) Eng.ECN 6/06-1/70 | | | | | | | | | | | | | | | | | | | | | |
| 19-2800 | | 09/06-05/11 | F | | | | | | | 43 | 80 | | | | | | 40 | | | +/-ABS | |
| 19-2800 | | | F | | | | | | | 43 | 80 | | | | | | 40 | | | | |
| 2.0 CRD (103 kW) Eng.ECD, ECE 6/06-1/70 | | | | | | | | | | | | | | | | | | | | | |
| 19-2800 | | 09/06-05/11 | F | | | | | | | 43 | 80 | | | | | | 40 | | | +/-ABS | |
| 19-2800 | | | F | | | | | | | 43 | 80 | | | | | | 40 | | | | |
| 2.2 CRD (120 kW) Eng.ENE 7/10-11/11 | | | | | | | | | | | | | | | | | | | | | |
| 19-2800 | | | F | | | | | | | 43 | 80 | | | | | | 40 | | | | |
| 2.4 (125 kW) Eng.ED3 10/06-1/70 | | | | | | | | | | | | | | | | | | | | | |
| 19-2800 | | | F | | | | | | | 43 | 80 | | | | | | 40 | | | | |
| 2.4 (126 kW) Eng.ED3 10/06-1/70 | | | | | | | | | | | | | | | | | | | | | |
| 19-2800 | | | F | | | | | | | 43 | 80 | | | | | | 40 | | | | |
| 2.4 AWD (125 kW) Eng.ED3 10/06-1/70 | | | | | | | | | | | | | | | | | | | | | |
| 19-2800 | | | F | | | | | | | 43 | 80 | | | | | | 40 | | | | |
| 2.4 SRT4 AWD (223 kW) Eng.ED4 10/06-1/70 | | | | | | | | | | | | | | | | | | | | | |
| 19-2800 | | | F | | | | | | | 43 | 80 | | | | | | 40 | | | | |

DS

| METELLI ref | Spare Parts | | F/R | L/R | | | ABS | A | B | C | D | E | F | G | H | I | L | M | Fig | NOTE |
|---|-------------|--|-----|-----|--|--|-----|---|---|----|----|---|---|---|---|---|---|---|-----|-----------------|
| 19-2907 | | | R | | | | | | | 30 | 62 | | | | | | | | 48 | Rear Disc Brake |
| 19-8109 | | | R | | | | | | | 25 | 52 | | | | | | | | 42 | Rear Drum Brake |
| 1.6 BlueHDi 75 (55 kW) Eng.BHW (DV6FE) 7/15-7/19 | | | | | | | | | | | | | | | | | | | | |
| 19-2297 | | | F | | | | | | | 42 | 82 | | | | | | | | 36 | |
| 19-2332 | | | F | | | | | | | 37 | 72 | | | | | | | | 33 | |
| 19-2907 | | | R | | | | | | | 30 | 62 | | | | | | | | 48 | Rear Disc Brake |
| 19-8109 | | | R | | | | | | | 25 | 52 | | | | | | | | 42 | Rear Drum Brake |
| 1.6 THP (120 kW) Eng.5GZ (EP6FDT) 7/15-7/19 | | | | | | | | | | | | | | | | | | | | |
| 19-2297 | | | F | | | | | | | 42 | 82 | | | | | | | | 36 | |
| 19-2332 | | | F | | | | | | | 37 | 72 | | | | | | | | 33 | |
| 19-2907 | | | R | | | | | | | 30 | 62 | | | | | | | | 48 | Rear Disc Brake |
| 19-8109 | | | R | | | | | | | 25 | 52 | | | | | | | | 42 | Rear Drum Brake |
| 1.6 THP 165 (121 kW) Eng.5GZ (EP6FDT) 7/15-7/19 | | | | | | | | | | | | | | | | | | | | |
| 19-2297 | | | F | | | | | | | 42 | 82 | | | | | | | | 36 | |
| 19-2332 | | | F | | | | | | | 37 | 72 | | | | | | | | 33 | |
| 19-2907 | | | R | | | | | | | 30 | 62 | | | | | | | | 48 | Rear Disc Brake |
| 19-8109 | | | R | | | | | | | 25 | 52 | | | | | | | | 42 | Rear Drum Brake |
| 1.6 THP 208 (153 kW) Eng.5GR (EP6FDTX) 9/15-7/19 | | | | | | | | | | | | | | | | | | | | |
| 19-2297 | | | F | | | | | | | 42 | 82 | | | | | | | | 36 | |
| 19-2332 | | | F | | | | | | | 37 | 72 | | | | | | | | 33 | |
| 19-2907 | | | R | | | | | | | 30 | 62 | | | | | | | | 48 | Rear Disc Brake |
| 19-8109 | | | R | | | | | | | 25 | 52 | | | | | | | | 42 | Rear Drum Brake |
| DS3 Cabrio 7/15-1/70 | | | | | | | | | | | | | | | | | | | | |
| 1.2 THP 110 (81 kW) Eng.HNP (EB2ADT), HNZ (EB2DT) 7/15-7/19 | | | | | | | | | | | | | | | | | | | | |
| 19-2297 | | | F | | | | | | | 42 | 82 | | | | | | | | 36 | |
| 19-2332 | | | F | | | | | | | 37 | 72 | | | | | | | | 33 | |
| 19-2907 | | | R | | | | | | | 30 | 62 | | | | | | | | 48 | Rear Disc Brake |
| 19-8109 | | | R | | | | | | | 25 | 52 | | | | | | | | 42 | Rear Drum Brake |

DS

| METELLI ref | Spare Parts | | F/R | L/R | | | ABS | A | B | C | D | E | F | G | H | I | L | M | Fig | NOTE |
|---|-------------|--|-----|-----|--|--|-----|---|---|----|----|---|---|---|---|---|---|---|-----|-----------------|
| 1.2 THP 130 (96 kW) Eng.HNY (EB2DTS) 9/15-7/19 | | | | | | | | | | | | | | | | | | | | |
| 19-2297 | | | F | | | | | | | 42 | 82 | | | | | | | | 36 | |
| 19-2332 | | | F | | | | | | | 37 | 72 | | | | | | | | 33 | |
| 19-2907 | | | R | | | | | | | 30 | 62 | | | | | | | | 48 | Rear Disc Brake |
| 19-8109 | | | R | | | | | | | 25 | 52 | | | | | | | | 42 | Rear Drum Brake |
| 1.2 VTi 82 (60 kW) Eng.HMZ (EB2F) 7/15-7/19 | | | | | | | | | | | | | | | | | | | | |
| 19-2297 | | | F | | | | | | | 42 | 82 | | | | | | | | 36 | |
| 19-2332 | | | F | | | | | | | 37 | 72 | | | | | | | | 33 | |
| 19-2907 | | | R | | | | | | | 30 | 62 | | | | | | | | 48 | Rear Disc Brake |
| 19-8109 | | | R | | | | | | | 25 | 52 | | | | | | | | 42 | Rear Drum Brake |
| 1.6 BlueHDi 100 (73 kW) Eng.BHY (DV6FD) 7/15-7/19 | | | | | | | | | | | | | | | | | | | | |
| 19-2297 | | | F | | | | | | | 42 | 82 | | | | | | | | 36 | |
| 19-2332 | | | F | | | | | | | 37 | 72 | | | | | | | | 33 | |
| 19-2907 | | | R | | | | | | | 30 | 62 | | | | | | | | 48 | Rear Disc Brake |
| 19-8109 | | | R | | | | | | | 25 | 52 | | | | | | | | 42 | Rear Drum Brake |
| 1.6 BlueHDi 120 (88 kW) Eng.BHZ (DV6FC) 7/15-7/19 | | | | | | | | | | | | | | | | | | | | |
| 19-2297 | | | F | | | | | | | 42 | 82 | | | | | | | | 36 | |
| 19-2332 | | | F | | | | | | | 37 | 72 | | | | | | | | 33 | |
| 19-2907 | | | R | | | | | | | 30 | 62 | | | | | | | | 48 | Rear Disc Brake |
| 19-8109 | | | R | | | | | | | 25 | 52 | | | | | | | | 42 | Rear Drum Brake |
| 1.6 THP (120 kW) Eng.5GZ (EP6FDT) 7/15-7/19 | | | | | | | | | | | | | | | | | | | | |
| 19-2297 | | | F | | | | | | | 42 | 82 | | | | | | | | 36 | |
| 19-2332 | | | F | | | | | | | 37 | 72 | | | | | | | | 33 | |
| 19-2907 | | | R | | | | | | | 30 | 62 | | | | | | | | 48 | Rear Disc Brake |
| 19-8109 | | | R | | | | | | | 25 | 52 | | | | | | | | 42 | Rear Drum Brake |
| 1.6 THP 165 (121 kW) Eng.5GZ (EP6FDT) 7/15-7/19 | | | | | | | | | | | | | | | | | | | | |
| 19-2297 | | | F | | | | | | | 42 | 82 | | | | | | | | 36 | |
| 19-2332 | | | F | | | | | | | 37 | 72 | | | | | | | | 33 | |
| 19-2907 | | | R | | | | | | | 30 | 62 | | | | | | | | 48 | Rear Disc Brake |

DS

| METELLI ref | Spare Parts | | F/R | L/R | | ABS | A | B | C | D | E | F | G | H | I | L | M | Fig | NOTE |
|---|-------------|--|-----|-----|--|-----|---|---|----|----|---|---|---|---|---|----|---|-----|-----------------|
| 19-8109 | | | R | | | | | | 25 | 52 | | | | | | 42 | | | Rear Drum Brake |
| 1.6 THP 208 (153 kW) Eng.5GR (EP6FDTX) 9/15-7/19 | | | | | | | | | | | | | | | | | | | |
| 19-2297 | | | F | | | | | | 42 | 82 | | | | | | 36 | | | |
| 19-2332 | | | F | | | | | | 37 | 72 | | | | | | 33 | | | |
| 19-2907 | | | R | | | | | | 30 | 62 | | | | | | 48 | | | Rear Disc Brake |
| 19-8109 | | | R | | | | | | 25 | 52 | | | | | | 42 | | | Rear Drum Brake |

DS4 / DS4 Crossback 7/14-1/70

1.2 THP 130 (96 kW) Eng.HNY (EB2DTS) 7/15-12/18

| | | | | | | | | | | | | | | | | | | | |
|---------|--|--|---|--|--|--|--|--|----|----|--|--|--|--|--|----|--|--|---------------|
| 19-2297 | | | F | | | | | | 42 | 82 | | | | | | 36 | | | |
| 19-2753 | | | F | | | | | | 45 | 83 | | | | | | 44 | | | 19Inch Wheels |

1.6 BlueHDi 100 (73 kW) Eng.BHY (DV6FD) 4/16-12/18

| | | | | | | | | | | | | | | | | | | | |
|---------|--|--|---|--|--|--|--|--|----|----|--|--|--|--|--|----|--|--|---------------|
| 19-2297 | | | F | | | | | | 42 | 82 | | | | | | 36 | | | |
| 19-2753 | | | F | | | | | | 45 | 83 | | | | | | 44 | | | 19Inch Wheels |

1.6 BlueHDi 120 (88 kW) Eng.BHZ (DV6FC) 7/15-12/18

| | | | | | | | | | | | | | | | | | | | |
|---------|--|--|---|--|--|--|--|--|----|----|--|--|--|--|--|----|--|--|---------------|
| 19-2297 | | | F | | | | | | 42 | 82 | | | | | | 36 | | | |
| 19-2753 | | | F | | | | | | 45 | 83 | | | | | | 44 | | | 19Inch Wheels |

1.6 THP 160 (120 kW) Eng.5FM (EP6CDTM) 7/15-12/18

| | | | | | | | | | | | | | | | | | | | |
|---------|--|--|---|--|--|--|--|--|----|----|--|--|--|--|--|----|--|--|---------------|
| 19-2297 | | | F | | | | | | 42 | 82 | | | | | | 36 | | | |
| 19-2753 | | | F | | | | | | 45 | 83 | | | | | | 44 | | | 19Inch Wheels |

1.6 THP 165 (121 kW) Eng.5GZ (EP6FDT) 7/15-12/18

| | | | | | | | | | | | | | | | | | | | |
|---------|--|--|---|--|--|--|--|--|----|----|--|--|--|--|--|----|--|--|---------------|
| 19-2297 | | | F | | | | | | 42 | 82 | | | | | | 36 | | | |
| 19-2753 | | | F | | | | | | 45 | 83 | | | | | | 44 | | | 19Inch Wheels |

1.6 THP 210 (155 kW) Eng.5GM (EP6FDTX) 7/15-12/18

| | | | | | | | | | | | | | | | | | | | |
|---------|--|--|---|--|--|--|--|--|----|----|--|--|--|--|--|----|--|--|---------------|
| 19-2297 | | | F | | | | | | 42 | 82 | | | | | | 36 | | | |
| 19-2753 | | | F | | | | | | 45 | 83 | | | | | | 44 | | | 19Inch Wheels |

2.0 BlueHDi 150 (110 kW) Eng.AHR (DW10FD) 7/15-12/18

| | | | | | | | | | | | | | | | | | | | |
|---------|--|--|---|--|--|--|--|--|----|----|--|--|--|--|--|----|--|--|---------------|
| 19-2297 | | | F | | | | | | 42 | 82 | | | | | | 36 | | | |
| 19-2753 | | | F | | | | | | 45 | 83 | | | | | | 44 | | | 19Inch Wheels |

DS

| METELLI ref | Spare Parts | | F/R | L/R | | | ABS | A | B | C | D | E | F | G | H | I | L | M | Fig | NOTE |
|--|-------------|--|-----|-----|--|--|-----|---|---|----|----|---|---|---|---|---|---|---|-----|---------------|
| 2.0 BlueHDi 180 (133 kW) Eng.AHW (DW10FC) 4/15-12/18 | | | | | | | | | | | | | | | | | | | | |
| 19-2297 | | | F | | | | | | | 42 | 82 | | | | | | | | 36 | |
| 19-2753 | | | F | | | | | | | 45 | 83 | | | | | | | | 44 | 19Inch Wheels |
| 19-2776 | | | R | | | | | | | 30 | 62 | | | | | | | | 51 | |
| 2.0 HDi 165 Hybrid4 4x4 (120 kW) Eng.RHC (DW10CTED4) 4/15-12/18 | | | | | | | | | | | | | | | | | | | | |
| 19-2297 | | | F | | | | | | | 42 | 82 | | | | | | | | 36 | |
| 19-2753 | | | F | | | | | | | 45 | 83 | | | | | | | | 44 | 19Inch Wheels |

DS7 Crossback (J_) 9/17-1/70

1.5 BlueHDi 130 (96 kW) Eng.YHZ (DV5RC) 9/17-1/70

| | | | | | | | | | | | | | | | | | | | | |
|---|--|--|---|--|--|--|--|--|--|----|----|--|--|--|--|--|--|--|----|--|
| 19-8155 | | | F | | | | | | | 42 | 80 | | | | | | | | 44 | |
| 1.6 PureTech 180 (133 kW) Eng.5GF (EP6FADTXD) 4/18-1/70 | | | | | | | | | | | | | | | | | | | | |
| 19-8155 | | | F | | | | | | | 42 | 80 | | | | | | | | 44 | |
| 1.6 PureTech 225 (165 kW) Eng.5GC (EP6FADTX), 5GG (EP6FADTX) 9/17-1/70 | | | | | | | | | | | | | | | | | | | | |
| 19-8155 | | | F | | | | | | | 42 | 80 | | | | | | | | 44 | |
| 2.0 BlueHDi 180 (130 kW) Eng.EHZ (DW10FC) 9/17-1/70 | | | | | | | | | | | | | | | | | | | | |
| 19-8155 | | | F | | | | | | | 42 | 80 | | | | | | | | 44 | |

FIAT

127 (127_) 6/71-12/86

0.9 (29 kW) Eng.100 GL.048 6/71-5/83

| | | | | | | | | | | | | | | | | | | | | |
|--|--|--------|---|--|--|--|--|--|--|----|----|--|--|--|--|--|--|--|----|--|
| 19-1554 | | 05/73- | F | | | | | | | 30 | 60 | | | | | | | | 37 | |
| 0.9 (127A) (33 kW) Eng.100 GL.000 9/71-12/84 | | | | | | | | | | | | | | | | | | | | |
| 19-1554 | | 05/73- | F | | | | | | | 30 | 60 | | | | | | | | 37 | |
| 1.0 (37 kW) Eng.127 A.000 4/77-12/86 | | | | | | | | | | | | | | | | | | | | |
| 19-1554 | | | F | | | | | | | 30 | 60 | | | | | | | | 37 | |
| 1.0 Sport (51 kW) Eng.127 A1.000 7/78-2/82 | | | | | | | | | | | | | | | | | | | | |
| 19-1554 | | | F | | | | | | | 30 | 60 | | | | | | | | 37 | |

| FIAT | | | | | | | | | | | | | | | | | | | |
|---|--------------------|-------------|------------|------------|--|------------|----------|----------|----------|----------|----------|----------|----------|----------|----------|----------|----------|------------|-------------|
| METELLI ref | Spare Parts | | F/R | L/R | | ABS | A | B | C | D | E | F | G | H | I | L | M | Fig | NOTE |
| 1.3 Diesel (33 kW) Eng.127 A5.000 4/81-12/86 | | | | | | | | | | | | | | | | | | | |
| 19-1554 | | | F | | | | | | 30 | 60 | | | | | | 37 | | | |
| 1.3 Sport (55 kW) Eng.127 A3.000 12/81-5/83 | | | | | | | | | | | | | | | | | | | |
| 19-1554 | | | F | | | | | | 30 | 60 | | | | | | 37 | | | |
| 127 Panorama (127_) 1/77-12/86 | | | | | | | | | | | | | | | | | | | |
| 1.0 (37 kW) Eng.127 A.000 1/77-12/86 | | | | | | | | | | | | | | | | | | | |
| 19-1554 | | | F | | | | | | 30 | 60 | | | | | | 37 | | | |
| 1.3 D (33 kW) Eng.127 A5.000 6/81-12/86 | | | | | | | | | | | | | | | | | | | |
| 19-1554 | | | F | | | | | | 30 | 60 | | | | | | 37 | | | |
| 128 (128_) 3/69-12/84 | | | | | | | | | | | | | | | | | | | |
| 1.1 (33 kW) Eng.128 A.048 2/75-9/81 | | | | | | | | | | | | | | | | | | | |
| 19-1554 | | -03/79 | F | | | | | | 30 | 60 | | | | | | 37 | | | |
| 1.1 (40 kW) Eng.128 A.000 3/69-12/84 | | | | | | | | | | | | | | | | | | | |
| 19-1554 | | 01/73-03/79 | F | | | | | | 30 | 60 | | | | | | 37 | | | |
| 128 Familiare (128_) 10/69-10/82 | | | | | | | | | | | | | | | | | | | |
| 1.1 (AF) (33 kW) Eng.128 A.048 2/75-2/81 | | | | | | | | | | | | | | | | | | | |
| 19-1554 | | -03/79 | F | | | | | | 30 | 60 | | | | | | 37 | | | |
| 1.1 (AF) (40 kW) Eng.128 A.000 10/69-10/82 | | | | | | | | | | | | | | | | | | | |
| 19-1554 | | 01/73-03/79 | F | | | | | | 30 | 60 | | | | | | 37 | | | |
| 1.3 (AF1) (44 kW) Eng.128 A1.000 12/74-10/82 | | | | | | | | | | | | | | | | | | | |
| 19-1554 | | -03/79 | F | | | | | | 30 | 60 | | | | | | 37 | | | |
| 500 II (312_) 10/07-1/70 | | | | | | | | | | | | | | | | | | | |
| 0.9 (44 kW) Eng.312 A4.000, 312 A6.000 12/13-1/70 | | | | | | | | | | | | | | | | | | | |
| 19-1617 | | | R | | | | | | 30 | | 117 | | | | | 60,6 | | | -ABS |
| 19-2536 | | | R | | | | | 33 | 30 | | 117 | | | | | 62 | | | +ABS |

FIAT

| METELLI ref | Spare Parts | | F/R | L/R | | | ABS | A | B | C | D | E | F | G | H | I | L | M | Fig | NOTE |
|--|-------------|--|-----|-----|--|--|-----|---|----|----|----|-----|---|---|---|---|------|---|-----|------|
| 19-8127 | | | F | | | | | | | 37 | 72 | | | | | | 37 | | | |
| 0.9 (48 kW) Eng.312 A4.000 9/12-1/70 | | | | | | | | | | | | | | | | | | | | |
| 19-2536 | | | R | | | | | | 33 | 30 | | 117 | | | | | 62 | | | |
| 19-8127 | | | F | | | | | | | 37 | 72 | | | | | | 37 | | | |
| 0.9 (59 kW) Eng.312 A5.000 12/13-1/70 | | | | | | | | | | | | | | | | | | | | |
| 19-1617 | | | R | | | | | | | 30 | | 117 | | | | | 60,6 | | | -ABS |
| 19-2536 | | | R | | | | | | 33 | 30 | | 117 | | | | | 62 | | | +ABS |
| 19-8127 | | | F | | | | | | | 37 | 72 | | | | | | 37 | | | |
| 0.9 (63 kW) Eng.312 A2.000 7/10-1/70 | | | | | | | | | | | | | | | | | | | | |
| 19-2536 | | | R | | | | | | 33 | 30 | | 117 | | | | | 62 | | | |
| 19-8127 | | | F | | | | | | | 37 | 72 | | | | | | 37 | | | |
| 0.9 (77 kW) Eng.199 B6.000 10/13-1/70 | | | | | | | | | | | | | | | | | | | | |
| 19-1617 | | | R | | | | | | | 30 | | 117 | | | | | 60,6 | | | -ABS |
| 19-2536 | | | R | | | | | | 33 | 30 | | 117 | | | | | 62 | | | +ABS |
| 19-8127 | | | F | | | | | | | 37 | 72 | | | | | | 37 | | | |
| 1.0 Mild Hybrid (312) (52 kW) Eng.463 41 162 1/20-1/70 | | | | | | | | | | | | | | | | | | | | |
| 19-2238 | | | F | | | | | | | 35 | 66 | | | | | | 33 | | | |
| 19-2536 | | | R | | | | | | 33 | 30 | | 117 | | | | | 62 | | | |
| 1.2 (51 kW) Eng.169 A4.000 7/07-1/70 | | | | | | | | | | | | | | | | | | | | |
| 19-2238 | | | F | | | | | | | 35 | 66 | | | | | | 33 | | | |
| 19-2536 | | | R | | | | | | 33 | 30 | | 117 | | | | | 62 | | | |
| 1.2 LPG (51 kW) Eng.169 A4.000 12/10-1/70 | | | | | | | | | | | | | | | | | | | | |
| 19-2238 | | | F | | | | | | | 35 | 66 | | | | | | 33 | | | |
| 19-2536 | | | R | | | | | | 33 | 30 | | 117 | | | | | 62 | | | |
| 1.3 D Multijet (55 kW) Eng.169 A1.000 10/07-1/70 | | | | | | | | | | | | | | | | | | | | |
| 19-2536 | | | R | | | | | | 33 | 30 | | 117 | | | | | 62 | | | |
| 19-8127 | | | F | | | | | | | 37 | 72 | | | | | | 37 | | | |
| 1.3 D Multijet (57 kW) Eng.312 B5.000 6/16-1/70 | | | | | | | | | | | | | | | | | | | | |
| 19-1617 | | | R | | | | | | | 30 | | 117 | | | | | 60,6 | | | -ABS |

FIAT

| METELLI ref | Spare Parts | | F/R | L/R | | ABS | A | B | C | D | E | F | G | H | I | L | M | Fig | NOTE |
|--|-------------|--|-----|-----|--|-----|---|----|----|----|-----|---|---|---|---|------|---|-----|------|
| 19-2536 | | | R | | | | | 33 | 30 | | 117 | | | | | 62 | | | +ABS |
| 19-8127 | | | F | | | | | | 37 | 72 | | | | | | 37 | | | |
| 1.3 D Multijet (70 kW) Eng.199 B1.000, 312 B1.000 12/09-1/70 | | | | | | | | | | | | | | | | | | | |
| 19-2536 | | | R | | | | | 33 | 30 | | 117 | | | | | 62 | | | |
| 19-8127 | | | F | | | | | | 37 | 72 | | | | | | 37 | | | |
| 1.4 (74 kW) Eng.169 A3.000 10/07-1/70 | | | | | | | | | | | | | | | | | | | |
| 19-2536 | | | R | | | | | 33 | 30 | | 117 | | | | | 62 | | | |
| 19-8127 | | | F | | | | | | 37 | 72 | | | | | | 37 | | | |
| 1.4 (75 kW) Eng.169 A3.000 9/08-1/70 | | | | | | | | | | | | | | | | | | | |
| 19-1617 | | | R | | | | | | 30 | | 117 | | | | | 60,6 | | | -ABS |
| 19-2536 | | | R | | | | | 33 | 30 | | 117 | | | | | 62 | | | +ABS |
| 19-8127 | | | F | | | | | | 37 | 72 | | | | | | 37 | | | |
| Electric (83 kW) Eng.E99 9/12-1/70 | | | | | | | | | | | | | | | | | | | |
| 19-1617 | | | R | | | | | | 30 | | 117 | | | | | 60,6 | | | -ABS |
| 19-2536 | | | R | | | | | 33 | 30 | | 117 | | | | | 62 | | | +ABS |
| 19-8127 | | | F | | | | | | 37 | 72 | | | | | | 37 | | | |
| Electric (EV) (24 kW) Eng.24 1/10-1/70 | | | | | | | | | | | | | | | | | | | |
| 19-1617 | | | R | | | | | | 30 | | 117 | | | | | 60,6 | | | -ABS |
| 19-2536 | | | R | | | | | 33 | 30 | | 117 | | | | | 62 | | | +ABS |
| 19-8127 | | | F | | | | | | 37 | 72 | | | | | | 37 | | | |
| 500 II C (312_) 9/09-1/70 | | | | | | | | | | | | | | | | | | | |
| 0.9 (44 kW) Eng.312 A6.000 12/13-1/70 | | | | | | | | | | | | | | | | | | | |
| 19-1617 | | | R | | | | | | 30 | | 117 | | | | | 60,6 | | | -ABS |
| 19-2536 | | | R | | | | | 33 | 30 | | 117 | | | | | 62 | | | +ABS |
| 19-8127 | | | F | | | | | | 37 | 72 | | | | | | 37 | | | |
| 0.9 (48 kW) Eng.312 A4.000 9/12-1/70 | | | | | | | | | | | | | | | | | | | |
| 19-8127 | | | F | | | | | | 37 | 72 | | | | | | 37 | | | |

FIAT

| METELLI ref | Spare Parts | | F/R | L/R | | | ABS | A | B | C | D | E | F | G | H | I | L | M | Fig | NOTE |
|---|-------------|--|-----|-----|--|--|-----|---|----|----|----|-----|---|---|---|---|------|---|-----|------|
| 0.9 (59 kW) Eng.312 A5.000 12/13-1/70 | | | | | | | | | | | | | | | | | | | | |
| 19-1617 | | | R | | | | | | | 30 | | 117 | | | | | 60,6 | | | -ABS |
| 19-2536 | | | R | | | | | | 33 | 30 | | 117 | | | | | 62 | | | +ABS |
| 19-8127 | | | F | | | | | | | 37 | 72 | | | | | | 37 | | | |
| 0.9 (63 kW) Eng.312 A2.000 9/09-1/70 | | | | | | | | | | | | | | | | | | | | |
| 19-2536 | | | R | | | | | | 33 | 30 | | 117 | | | | | 62 | | | |
| 19-8127 | | | F | | | | | | | 37 | 72 | | | | | | 37 | | | |
| 0.9 (77 kW) Eng.199 B6.000 12/13-1/70 | | | | | | | | | | | | | | | | | | | | |
| 19-1617 | | | R | | | | | | | 30 | | 117 | | | | | 60,6 | | | -ABS |
| 19-2536 | | | R | | | | | | 33 | 30 | | 117 | | | | | 62 | | | +ABS |
| 19-8127 | | | F | | | | | | | 37 | 72 | | | | | | 37 | | | |
| 1.0 Mild Hybrid (312) (51 kW) Eng.463 41 162 1/20-1/70 | | | | | | | | | | | | | | | | | | | | |
| 19-2238 | | | F | | | | | | | 35 | 66 | | | | | | 33 | | | |
| 19-2536 | | | R | | | | | | 33 | 30 | | 117 | | | | | 62 | | | |
| 1.2 (51 kW) Eng.169 A4.000 9/09-1/70 | | | | | | | | | | | | | | | | | | | | |
| 19-2536 | | | R | | | | | | 33 | 30 | | 117 | | | | | 62 | | | |
| 19-8127 | | | F | | | | | | | 37 | 72 | | | | | | 37 | | | |
| 1.3 D Multijet (55 kW) Eng.169 A1.000 9/09-1/70 | | | | | | | | | | | | | | | | | | | | |
| 19-2536 | | | R | | | | | | 33 | 30 | | 117 | | | | | 62 | | | |
| 19-8127 | | | F | | | | | | | 37 | 72 | | | | | | 37 | | | |
| 1.3 D Multijet (70 kW) Eng.199 B1.000, 312 B1.000 9/09-1/70 | | | | | | | | | | | | | | | | | | | | |
| 19-2536 | | | R | | | | | | 33 | 30 | | 117 | | | | | 62 | | | |
| 19-8127 | | | F | | | | | | | 37 | 72 | | | | | | 37 | | | |
| 1.4 (74 kW) Eng.169 A3.000 9/09-1/70 | | | | | | | | | | | | | | | | | | | | |
| 19-2536 | | | R | | | | | | 33 | 30 | | 117 | | | | | 62 | | | |
| 19-8127 | | | F | | | | | | | 37 | 72 | | | | | | 37 | | | |
| 1.4 (75 kW) Eng.169 A3.000, EAB 9/11-1/70 | | | | | | | | | | | | | | | | | | | | |
| 19-1617 | | | R | | | | | | | 30 | | 117 | | | | | 60,6 | | | -ABS |
| 19-2536 | | | R | | | | | | 33 | 30 | | 117 | | | | | 62 | | | +ABS |

FIAT

| METELLI ref | Spare Parts | | F/R | L/R | | ABS | A | B | C | D | E | F | G | H | I | L | M | Fig | NOTE |
|--|-------------|--------|-----|-----|--|-----|---|---|----|----|-------|---|---|---|---|------|---|-----|------|
| 19-8127 | | | F | | | | | | 37 | 72 | | | | | | 37 | | | |
| 500 II L (351_, 352_) 9/12-1/70 | | | | | | | | | | | | | | | | | | | |
| 0.9 (77 kW) Eng.199 B6.000 9/12-1/70 | | | | | | | | | | | | | | | | | | | |
| 19-2244 | | | F | | | | | | 37 | 74 | | | | | | 37 | | | |
| 19-2983 | | 10/12- | R | | | | | | 30 | | 117,5 | | | | | 61,6 | | | |
| 0.9 Natural Power (59 kW) Eng.312 A2.000 4/17-1/70 | | | | | | | | | | | | | | | | | | | |
| 19-2244 | | | F | | | | | | 37 | 74 | | | | | | 37 | | | |
| 19-2983 | | | R | | | | | | 30 | | 117,5 | | | | | 61,6 | | | |
| 0.9 Natural Power (63 kW) Eng.312 A2.000 3/13-1/70 | | | | | | | | | | | | | | | | | | | |
| 19-2244 | | | F | | | | | | 37 | 74 | | | | | | 37 | | | |
| 19-2983 | | | R | | | | | | 30 | | 117,5 | | | | | 61,6 | | | |
| 1.3 D Multijet (62 kW) Eng.199 B4.000 9/12-1/70 | | | | | | | | | | | | | | | | | | | |
| 19-2244 | | | F | | | | | | 37 | 74 | | | | | | 37 | | | |
| 19-2983 | | 10/12- | R | | | | | | 30 | | 117,5 | | | | | 61,6 | | | |
| 1.3 D Multijet (70 kW) Eng.330 A1.000 6/14-1/70 | | | | | | | | | | | | | | | | | | | |
| 19-2244 | | | F | | | | | | 37 | 74 | | | | | | 37 | | | |
| 19-2983 | | | R | | | | | | 30 | | 117,5 | | | | | 61,6 | | | |
| 1.4 (70 kW) Eng.843 A1.000 9/12-1/70 | | | | | | | | | | | | | | | | | | | |
| 19-2244 | | | F | | | | | | 37 | 74 | | | | | | 37 | | | |
| 19-2983 | | 10/12- | R | | | | | | 30 | | 117,5 | | | | | 61,6 | | | |
| 1.4 (88 kW) Eng.940 B7.000 10/13-1/70 | | | | | | | | | | | | | | | | | | | |
| 19-2244 | | | F | | | | | | 37 | 74 | | | | | | 37 | | | |
| 19-2983 | | | R | | | | | | 30 | | 117,5 | | | | | 61,6 | | | |
| 1.4 (118 kW) Eng.312 A1.000 9/13-1/70 | | | | | | | | | | | | | | | | | | | |
| 19-2244 | | | F | | | | | | 37 | 74 | | | | | | 37 | | | |
| 19-2983 | | | R | | | | | | 30 | | 117,5 | | | | | 61,6 | | | |
| 1.4 LPG (88 kW) Eng.940 B7.000 2/14-1/70 | | | | | | | | | | | | | | | | | | | |
| 19-2244 | | | F | | | | | | 37 | 74 | | | | | | 37 | | | |

FIAT

| METELLI ref | Spare Parts | | F/R | L/R | | | ABS | A | B | C | D | E | F | G | H | I | L | M | Fig | NOTE |
|---|-------------|--------|-----|-----|--|--|-----|---|----|----|----|-------|---|---|---|---|------|---|-----|------|
| 19-2983 | | | R | | | | | | | 30 | | 117,5 | | | | | 61,6 | | | |
| 1.6 D Multijet (77 kW) Eng.199 B5.000 9/12-5/18 | | | | | | | | | | | | | | | | | | | | |
| 19-2244 | | | F | | | | | | | 37 | 74 | | | | | | 37 | | | |
| 19-2983 | | 02/13- | R | | | | | | | 30 | | 117,5 | | | | | 61,6 | | | |
| 1.6 D Multijet (88 kW) Eng.552 80 444, 940 C1.000, 955 A3.000 9/13-1/70 | | | | | | | | | | | | | | | | | | | | |
| 19-2244 | | | F | | | | | | | 37 | 74 | | | | | | 37 | | | |
| 19-2983 | | | R | | | | | | | 30 | | 117,5 | | | | | 61,6 | | | |
| 500 II X (334_) 9/14-1/70 | | | | | | | | | | | | | | | | | | | | |
| 1.0 (334AX) (88 kW) Eng.552 82 151 9/18-1/70 | | | | | | | | | | | | | | | | | | | | |
| 19-8164 | | | F | | | | | | 27 | | | 135 | | | | | 78 | | | |
| 19-8165 | | | R | | | | | | | | | 135 | | | | | 82 | | | |
| 1.3 (110 kW) Eng.552 82 328 9/18-1/70 | | | | | | | | | | | | | | | | | | | | |
| 19-8164 | | | F | | | | | | 27 | | | 135 | | | | | 78 | | | |
| 19-8165 | | | R | | | | | | | | | 135 | | | | | 82 | | | |
| 1.3 D Multijet (70 kW) Eng.552 66 963, 552 83 775 11/14-1/70 | | | | | | | | | | | | | | | | | | | | |
| 19-8164 | | | F | | | | | | 27 | | | 135 | | | | | 78 | | | |
| 19-8165 | | | R | | | | | | | | | 135 | | | | | 82 | | | |
| 1.4 (100 kW) Eng.552 63 624 9/14-1/70 | | | | | | | | | | | | | | | | | | | | |
| 19-8164 | | | F | | | | | | 27 | | | 135 | | | | | 78 | | | |
| 19-8165 | | | R | | | | | | | | | 135 | | | | | 82 | | | |
| 1.4 (334AXC1B, 334AXC11) (103 kW) Eng.552 63 624 9/14-1/70 | | | | | | | | | | | | | | | | | | | | |
| 19-8164 | | | F | | | | | | 27 | | | 135 | | | | | 78 | | | |
| 19-8165 | | | R | | | | | | | | | 135 | | | | | 82 | | | |
| 1.4 4x4 (120 kW) Eng.552 63 623 2/15-9/18 | | | | | | | | | | | | | | | | | | | | |
| 19-8164 | | | F/R | | | | | | 27 | | | 135 | | | | | 78 | | | |
| 1.4 4x4 (125 kW) Eng.552 63 623 2/15-1/70 | | | | | | | | | | | | | | | | | | | | |
| 19-8164 | | | F/R | | | | | | 27 | | | 135 | | | | | 78 | | | |

FIAT

| METELLI ref | Spare Parts | | F/R | L/R | | | ABS | A | B | C | D | E | F | G | H | I | L | M | Fig | NOTE |
|--|-------------|--------|-----|-----|--|--|-----|---|----|----|----|-----|---|---|---|---|------|---|-----|--------|
| 19-2536 | | | R | | | | | | 33 | 30 | | 117 | | | | | 62 | | | |
| 500e Cabrio (332) 10/20-1/70 | | | | | | | | | | | | | | | | | | | | |
| Elektro (FA1) (87 kW) Eng.463 48 460 10/20-1/70 | | | | | | | | | | | | | | | | | | | | |
| 19-2244 | | | F | | | | | | | 37 | 74 | | | | | | 37 | | | |
| 19-2536 | | | R | | | | | | 33 | 30 | | 117 | | | | | 62 | | | |
| Barchetta (183_) 4/95-5/05 | | | | | | | | | | | | | | | | | | | | |
| 1.8 16V (96 kW) Eng.183 A1.000, 188 A6.000 (05.98-) 4/95-5/05 | | | | | | | | | | | | | | | | | | | | |
| 19-1575 | | -05/99 | F | | | | | | | 37 | 72 | | | | | | 37 | | | +/-ABS |
| 19-1617 | | | R | | | | | | | 30 | | 117 | | | | | 60,6 | | | -ABS |
| 19-1618 | | -05/99 | R | | | | 44 | | | 30 | | 117 | | | | | 61 | | | +ABS |
| 19-2536 | | 05/99- | R | | | | | | 33 | 30 | | 117 | | | | | 62 | | | +ABS |
| 19-8127 | | | F | | | | | | | 37 | 72 | | | | | | 37 | | | |
| Brava (182_) 10/95-12/02 | | | | | | | | | | | | | | | | | | | | |
| 1.2 16V 80 (59 kW) Eng.188 A5.000 10/00-10/01 | | | | | | | | | | | | | | | | | | | | |
| 19-1553 | | | F | | | | | | | 35 | 72 | | | | | | 33 | | | -ABS |
| 19-1617 | | | R | | | | | | | 30 | | 117 | | | | | 60,6 | | | -ABS |
| 19-2272 | | | F | | | | | | | 35 | 72 | | | | | | 33 | | | +ABS |
| 19-2536 | | | R | | | | | | 33 | 30 | | 117 | | | | | 62 | | | +ABS |
| 1.2 16V 80 (60 kW) Eng.182 B2.000 12/98-12/02 | | | | | | | | | | | | | | | | | | | | |
| 19-1553 | | | F | | | | | | | 35 | 72 | | | | | | 33 | | | -ABS |
| 19-1617 | | | R | | | | | | | 30 | | 117 | | | | | 60,6 | | | -ABS |
| 19-2272 | | | F | | | | | | | 35 | 72 | | | | | | 33 | | | +ABS |
| 19-2536 | | | R | | | | | | 33 | 30 | | 117 | | | | | 62 | | | +ABS |
| 1.4 (182.BG) (55 kW) Eng.182 A5.000 10/95-10/01 | | | | | | | | | | | | | | | | | | | | |
| 19-1553 | | -09/98 | F | | | | | | | 35 | 72 | | | | | | 33 | | | |
| 19-1617 | | | R | | | | | | | 30 | | 117 | | | | | 60,6 | | | -ABS |

FIAT

| METELLI ref | Spare Parts | | F/R | L/R | | ABS | A | B | C | D | E | F | G | H | I | L | M | Fig | NOTE |
|---|-------------|--------|-----|-----|--|-----|---|----|----|----|-----|---|---|---|---|------|---|-----|---------------|
| 19-1618 | | -09/98 | R | | | 44 | | | 30 | | 117 | | | | | 61 | | | +ABS |
| 19-2536 | | 09/98- | R | | | | | 33 | 30 | | 117 | | | | | 62 | | | +ABS |
| 1.4 12 V (182.BA) (59 kW) Eng.182 A3.000 10/95-8/98 | | | | | | | | | | | | | | | | | | | |
| 19-1553 | | | F | | | | | | 35 | 72 | | | | | | 33 | | | |
| 19-1617 | | | R | | | | | | 30 | | 117 | | | | | 60,6 | | | -ABS |
| 19-1618 | | | R | | | 44 | | | 30 | | 117 | | | | | 61 | | | +ABS |
| 1.6 16V (182.BB) (76 kW) Eng.182 A4.000 2/96-10/01 | | | | | | | | | | | | | | | | | | | |
| 19-1553 | | | F | | | | | | 35 | 72 | | | | | | 33 | | | -ABS, M/T+A/T |
| 19-1575 | | 09/98- | F | | | | | | 37 | 72 | | | | | | 37 | | | -ABS, M/T |
| 19-1617 | | | R | | | | | | 30 | | 117 | | | | | 60,6 | | | -ABS |
| 19-1618 | | -09/98 | R | | | 44 | | | 30 | | 117 | | | | | 61 | | | +ABS |
| 19-2272 | | 09/98- | F | | | | | | 35 | 72 | | | | | | 33 | | | +ABS, M/T |
| 19-2536 | | 09/98- | R | | | | | 33 | 30 | | 117 | | | | | 62 | | | +ABS |
| 19-8127 | | | F | | | | | | 37 | 72 | | | | | | 37 | | | |
| 1.6 16V (182.BH) (66 kW) Eng.182 A6.000 10/95-10/01 | | | | | | | | | | | | | | | | | | | |
| 19-1553 | | -09/98 | F | | | | | | 35 | 72 | | | | | | 33 | | | |
| 19-1617 | | | R | | | | | | 30 | | 117 | | | | | 60,6 | | | -ABS |
| 19-1618 | | -09/98 | R | | | 44 | | | 30 | | 117 | | | | | 61 | | | +ABS |
| 19-2536 | | 09/98- | R | | | | | 33 | 30 | | 117 | | | | | 62 | | | +ABS |
| 1.6 16V (182.BU) (76 kW) Eng.182 B6.000 1/99-12/02 | | | | | | | | | | | | | | | | | | | |
| 19-1617 | | | R | | | | | | 30 | | 117 | | | | | 60,6 | | | -ABS |
| 19-2536 | | | R | | | | | 33 | 30 | | 117 | | | | | 62 | | | +ABS |
| 1.8 GT 16V (182.BC) (83 kW) Eng.182 A2.000 10/95-8/01 | | | | | | | | | | | | | | | | | | | |
| 19-1575 | | -09/98 | F | | | | | | 37 | 72 | | | | | | 37 | | | +/-ABS |
| 19-1617 | | | R | | | | | | 30 | | 117 | | | | | 60,6 | | | -ABS |
| 19-1618 | | -09/98 | R | | | 44 | | | 30 | | 117 | | | | | 61 | | | +ABS |
| 19-2536 | | 09/98- | R | | | | | 33 | 30 | | 117 | | | | | 62 | | | +ABS |
| 19-8127 | | | F | | | | | | 37 | 72 | | | | | | 37 | | | |

FIAT

| METELLI ref | Spare Parts | | F/R | L/R | | | ABS | A | B | C | D | E | F | G | H | I | L | M | Fig | NOTE |
|---|-------------|--------|-----|-----|--|--|-----|---|----|----|----|-----|---|---|---|---|---|------|-----|--------|
| 1.9 D (48 kW) Eng.160 A7.000 10/95-10/01 | | | | | | | | | | | | | | | | | | | | |
| 19-1553 | | -09/98 | F | | | | | | | 35 | 72 | | | | | | | 33 | | |
| 19-1617 | | | R | | | | | | | 30 | | 117 | | | | | | 60,6 | | -ABS |
| 19-1618 | | -09/98 | R | | | | 44 | | | 30 | | 117 | | | | | | 61 | | +ABS |
| 19-2536 | | 09/98- | R | | | | | | 33 | 30 | | 117 | | | | | | 62 | | +ABS |
| 1.9 JTD (74 kW) Eng.182 B9.000 9/00-10/01 | | | | | | | | | | | | | | | | | | | | |
| 19-1575 | | | F | | | | | | | 37 | 72 | | | | | | | 37 | | -ABS |
| 19-1617 | | | R | | | | | | | 30 | | 117 | | | | | | 60,6 | | -ABS |
| 19-2536 | | | R | | | | | | 33 | 30 | | 117 | | | | | | 62 | | +ABS |
| 19-8127 | | | F | | | | | | | 37 | 72 | | | | | | | 37 | | |
| 1.9 JTD 105 (77 kW) Eng.182 B4.000 12/98-10/01 | | | | | | | | | | | | | | | | | | | | |
| 19-1575 | | | F | | | | | | | 37 | 72 | | | | | | | 37 | | |
| 19-1617 | | | R | | | | | | | 30 | | 117 | | | | | | 60,6 | | +ABS |
| 19-2536 | | | R | | | | | | 33 | 30 | | 117 | | | | | | 62 | | -ABS |
| 19-8127 | | | F | | | | | | | 37 | 72 | | | | | | | 37 | | -ABS |
| 1.9 TD 100 S (182.BF) (74 kW) Eng.182 A7.000 3/96-10/01 | | | | | | | | | | | | | | | | | | | | |
| 19-1575 | | -09/98 | F | | | | | | | 37 | 72 | | | | | | | 37 | | +/-ABS |
| 19-1617 | | | R | | | | | | | 30 | | 117 | | | | | | 60,6 | | -ABS |
| 19-1618 | | -09/98 | R | | | | 44 | | | 30 | | 117 | | | | | | 61 | | +ABS |
| 19-2536 | | 09/98- | R | | | | | | 33 | 30 | | 117 | | | | | | 62 | | +ABS |
| 19-8127 | | | F | | | | | | | 37 | 72 | | | | | | | 37 | | |
| 1.9 TD 75 S (182.BF) (55 kW) Eng.182 A8.000 3/96-10/01 | | | | | | | | | | | | | | | | | | | | |
| 19-1575 | | -09/98 | F | | | | | | | 37 | 72 | | | | | | | 37 | | +/-ABS |
| 19-1617 | | | R | | | | | | | 30 | | 117 | | | | | | 60,6 | | -ABS |
| 19-1618 | | -09/98 | R | | | | 44 | | | 30 | | 117 | | | | | | 61 | | +ABS |
| 19-2536 | | 09/98- | R | | | | | | 33 | 30 | | 117 | | | | | | 62 | | +ABS |
| 19-8127 | | | F | | | | | | | 37 | 72 | | | | | | | 37 | | |

FIAT

| METELLI ref | Spare Parts | | F/R | L/R | | | ABS | A | B | C | D | E | F | G | H | I | L | M | Fig | NOTE |
|--|-------------|--------|-----|-----|--|--|-----|---|----|----|----|-----|---|---|---|---|---|------|-----|--------|
| Bravo I (182_) 10/95-10/01 | | | | | | | | | | | | | | | | | | | | |
| 1.2 16V 80 (59 kW) Eng.188 A5.000 10/00-10/01 | | | | | | | | | | | | | | | | | | | | |
| 19-1553 | | | F | | | | | | | 35 | 72 | | | | | | | 33 | | -ABS |
| 19-1617 | | | R | | | | | | | 30 | | 117 | | | | | | 60,6 | | -ABS |
| 19-2272 | | | F | | | | | | | 35 | 72 | | | | | | | 33 | | +ABS |
| 19-2536 | | | R | | | | | | 33 | 30 | | 117 | | | | | | 62 | | +ABS |
| 1.2 16V 80 (60 kW) Eng.182 B2.000 12/98-10/00 | | | | | | | | | | | | | | | | | | | | |
| 19-1553 | | | F | | | | | | | 35 | 72 | | | | | | | 33 | | -ABS |
| 19-1617 | | | R | | | | | | | 30 | | 117 | | | | | | 60,6 | | -ABS |
| 19-2272 | | | F | | | | | | | 35 | 72 | | | | | | | 33 | | +ABS |
| 19-2536 | | | R | | | | | | 33 | 30 | | 117 | | | | | | 62 | | +ABS |
| 1.4 (182.AA) (59 kW) Eng.182 A3.000 10/95-10/01 | | | | | | | | | | | | | | | | | | | | |
| 19-1553 | | -09/98 | F | | | | | | | 35 | 72 | | | | | | | 33 | | |
| 19-1617 | | | R | | | | | | | 30 | | 117 | | | | | | 60,6 | | -ABS |
| 19-1618 | | -09/98 | R | | | | 44 | | | 30 | | 117 | | | | | | 61 | | +ABS |
| 19-2536 | | 09/98- | R | | | | | | 33 | 30 | | 117 | | | | | | 62 | | +ABS |
| 1.4 (182.AG) (55 kW) Eng.182 A5.000 10/95-10/01 | | | | | | | | | | | | | | | | | | | | |
| 19-1553 | | -09/98 | F | | | | | | | 35 | 72 | | | | | | | 33 | | |
| 19-1617 | | | R | | | | | | | 30 | | 117 | | | | | | 60,6 | | -ABS |
| 19-1618 | | -09/98 | R | | | | 44 | | | 30 | | 117 | | | | | | 61 | | +ABS |
| 19-2536 | | 09/98- | R | | | | | | 33 | 30 | | 117 | | | | | | 62 | | +ABS |
| 1.6 (76 kW) Eng.182 B6.000 9/00-10/01 | | | | | | | | | | | | | | | | | | | | |
| 19-1617 | | | R | | | | | | | 30 | | 117 | | | | | | 60,6 | | -ABS |
| 19-2536 | | | R | | | | | | 33 | 30 | | 117 | | | | | | 62 | | +ABS |
| 1.6 16V (182.AB) (76 kW) Eng.182 A4.000 3/96-10/01 | | | | | | | | | | | | | | | | | | | | |
| 19-1553 | | -09/98 | F | | | | | | | 35 | 72 | | | | | | | 33 | | +/-ABS |
| 19-1617 | | | R | | | | | | | 30 | | 117 | | | | | | 60,6 | | -ABS |
| 19-1618 | | -09/98 | R | | | | 44 | | | 30 | | 117 | | | | | | 61 | | +ABS |

FIAT

| METELLI ref | Spare Parts | | F/R | L/R | | | ABS | A | B | C | D | E | F | G | H | I | L | M | Fig | NOTE |
|---|-------------|--------|-----|-----|--|--|-----|---|----|----|----|-----|---|---|---|---|------|---|-----|--------|
| 19-2272 | | 09/98- | F | | | | | | | 35 | 72 | | | | | | 33 | | | +ABS |
| 19-2536 | | 09/98- | R | | | | | | 33 | 30 | | 117 | | | | | 62 | | | +ABS |
| 1.6 16V (182.AH) (66 kW) Eng.182 A6.000 10/95-10/01 | | | | | | | | | | | | | | | | | | | | |
| 19-1553 | | -09/98 | F | | | | | | | 35 | 72 | | | | | | 33 | | | +/-ABS |
| 19-1617 | | | R | | | | | | | 30 | | 117 | | | | | 60,6 | | | -ABS |
| 19-1618 | | -09/98 | R | | | | 44 | | | 30 | | 117 | | | | | 61 | | | +ABS |
| 19-2272 | | 09/98- | F | | | | | | | 35 | 72 | | | | | | 33 | | | +ABS |
| 19-2536 | | 09/98- | R | | | | | | 33 | 30 | | 117 | | | | | 62 | | | +ABS |
| 1.8 GT (182.AC) (83 kW) Eng.182 A2.000 10/95-10/01 | | | | | | | | | | | | | | | | | | | | |
| 19-1575 | | -09/98 | F | | | | | | | 37 | 72 | | | | | | 37 | | | +/-ABS |
| 19-1617 | | | R | | | | | | | 30 | | 117 | | | | | 60,6 | | | -ABS |
| 19-1618 | | -09/98 | R | | | | 44 | | | 30 | | 117 | | | | | 61 | | | +ABS |
| 19-2536 | | 09/98- | R | | | | | | 33 | 30 | | 117 | | | | | 62 | | | +ABS |
| 19-8127 | | | F | | | | | | | 37 | 72 | | | | | | 37 | | | |
| 1.9 D (48 kW) Eng.160 A7.000 10/95-10/01 | | | | | | | | | | | | | | | | | | | | |
| 19-1553 | | -09/98 | F | | | | | | | 35 | 72 | | | | | | 33 | | | |
| 19-1617 | | | R | | | | | | | 30 | | 117 | | | | | 60,6 | | | -ABS |
| 19-1618 | | -09/98 | R | | | | 44 | | | 30 | | 117 | | | | | 61 | | | +ABS |
| 19-2536 | | 09/98- | R | | | | | | 33 | 30 | | 117 | | | | | 62 | | | +ABS |
| 1.9 JTD (74 kW) Eng.182 B9.000 9/00-10/01 | | | | | | | | | | | | | | | | | | | | |
| 19-1575 | | | F | | | | | | | 37 | 72 | | | | | | 37 | | | -ABS |
| 19-1617 | | | R | | | | | | | 30 | | 117 | | | | | 60,6 | | | -ABS |
| 19-2536 | | | R | | | | | | 33 | 30 | | 117 | | | | | 62 | | | +ABS |
| 19-8127 | | | F | | | | | | | 37 | 72 | | | | | | 37 | | | |
| 1.9 JTD 105 (77 kW) Eng.182 B4.000 12/98-10/01 | | | | | | | | | | | | | | | | | | | | |
| 19-1575 | | | F | | | | | | | 37 | 72 | | | | | | 37 | | | -ABS |
| 19-1617 | | | R | | | | | | | 30 | | 117 | | | | | 60,6 | | | -ABS |
| 19-2536 | | | R | | | | | | 33 | 30 | | 117 | | | | | 62 | | | +ABS |
| 19-8127 | | | F | | | | | | | 37 | 72 | | | | | | 37 | | | |

FIAT

| METELLI ref | Spare Parts | | F/R | L/R | | | ABS | A | B | C | D | E | F | G | H | I | L | M | Fig | NOTE |
|---|-------------|--|-----|-----|--|--|-----|---|----|----|----|-----|---|---|---|---|---|---|------|------|
| 1.4 LPG (66 kW) Eng.192 B2.000 12/08-12/14 | | | | | | | | | | | | | | | | | | | | |
| 19-2244 | | | F | | | | | | | 37 | 74 | | | | | | | | 37 | |
| 19-2536 | | | R | | | | | | 33 | 30 | | 117 | | | | | | | 62 | |
| 1.4 T-Jet (88 kW) Eng.198 A4.000 10/07-12/14 | | | | | | | | | | | | | | | | | | | | |
| 19-2244 | | | F | | | | | | | 37 | 74 | | | | | | | | 37 | |
| 19-2536 | | | R | | | | | | 33 | 30 | | 117 | | | | | | | 62 | |
| 1.4 T-Jet (198AXF1B) (110 kW) Eng.198 A1.000 9/07-12/14 | | | | | | | | | | | | | | | | | | | | |
| 19-2244 | | | F | | | | | | | 37 | 74 | | | | | | | | 37 | |
| 19-2536 | | | R | | | | | | 33 | 30 | | 117 | | | | | | | 62 | |
| 1.6 D Multijet (66 kW) Eng.198 A6.000 3/08-12/14 | | | | | | | | | | | | | | | | | | | | |
| 19-1617 | | | R | | | | | | | 30 | | 117 | | | | | | | 60,6 | -ABS |
| 19-2244 | | | F | | | | | | | 37 | 74 | | | | | | | | 37 | |
| 19-2536 | | | R | | | | | | 33 | 30 | | 117 | | | | | | | 62 | +ABS |
| 1.6 D Multijet (77 kW) Eng.198 A3.000, 844 A3.000 9/07-12/14 | | | | | | | | | | | | | | | | | | | | |
| 19-2244 | | | F | | | | | | | 37 | 74 | | | | | | | | 37 | |
| 19-2536 | | | R | | | | | | 33 | 30 | | 117 | | | | | | | 62 | |
| 1.6 D Multijet (88 kW) Eng.198 A2.000 3/08-12/14 | | | | | | | | | | | | | | | | | | | | |
| 19-2244 | | | F | | | | | | | 37 | 74 | | | | | | | | 37 | |
| 19-2536 | | | R | | | | | | 33 | 30 | | 117 | | | | | | | 62 | |
| 1.9 D Multijet (66 kW) Eng.192 B5.000 4/07-12/08 | | | | | | | | | | | | | | | | | | | | |
| 19-1617 | | | R | | | | | | | 30 | | 117 | | | | | | | 60,6 | -ABS |
| 19-2244 | | | F | | | | | | | 37 | 74 | | | | | | | | 37 | |
| 19-2536 | | | R | | | | | | 33 | 30 | | 117 | | | | | | | 62 | +ABS |
| 1.9 D Multijet (85 kW) Eng.192 A1.000, 192 B4.000 11/06-12/09 | | | | | | | | | | | | | | | | | | | | |
| 19-1617 | | | R | | | | | | | 30 | | 117 | | | | | | | 60,6 | -ABS |
| 19-2244 | | | F | | | | | | | 37 | 74 | | | | | | | | 37 | |
| 19-2536 | | | R | | | | | | 33 | 30 | | 117 | | | | | | | 62 | +ABS |
| 1.9 D Multijet (88 kW) Eng.192 A8.000 4/07-12/14 | | | | | | | | | | | | | | | | | | | | |
| 19-2244 | | | F | | | | | | | 37 | 74 | | | | | | | | 37 | |

FIAT

| METELLI ref | Spare Parts | | F/R | L/R | | ABS | A | B | C | D | E | F | G | H | I | L | M | Fig | NOTE |
|--|-------------|--|-----|-----|--|-----|---|----|----|------|-----|---|---|---|---|----|------|-----|------|
| 19-2536 | | | R | | | | | 33 | 30 | | 117 | | | | | 62 | | | |
| 1.9 D Multijet (110 kW) Eng.937 A5.000 4/07-12/14 | | | | | | | | | | | | | | | | | | | |
| 19-2252 | | | F | | | | | | 42 | 82,5 | | | | | | | 37 | | |
| 19-2536 | | | R | | | | | 33 | 30 | | 117 | | | | | | 62 | | |
| 2.0 D Multijet (120 kW) Eng.198 A8.000, 844 A2.000 9/08-12/14 | | | | | | | | | | | | | | | | | | | |
| 19-2252 | | | F | | | | | | 42 | 82,5 | | | | | | | 37 | | |
| 19-2536 | | | R | | | | | 33 | 30 | | 117 | | | | | | 62 | | |
| 2.0 D Multijet (121 kW) Eng.198 A5.000 9/08-12/14 | | | | | | | | | | | | | | | | | | | |
| 19-2252 | | | F | | | | | | 42 | 82,5 | | | | | | | 37 | | |
| 19-2536 | | | R | | | | | 33 | 30 | | 117 | | | | | | 62 | | |
| Cinquecento (170_) 7/91-7/99 | | | | | | | | | | | | | | | | | | | |
| 0.7 (170AA) (23 kW) Eng.170 A.000 12/91-1/96 | | | | | | | | | | | | | | | | | | | |
| 19-1565 | | | F | | | | | | 35 | 66 | | | | | | | 33 | | |
| 19-1614 | | | R | | | | | | 30 | | 117 | | | | | | 60,6 | | |
| 0.7 i (170AD) (22 kW) Eng.170 A.046 7/94-1/98 | | | | | | | | | | | | | | | | | | | |
| 19-1565 | | | F | | | | | | 35 | 66 | | | | | | | 33 | | |
| 19-1614 | | | R | | | | | | 30 | | 117 | | | | | | 60,6 | | |
| 0.9 (170AB) (30 kW) Eng.170 A1.000 7/91-12/93 | | | | | | | | | | | | | | | | | | | |
| 19-1565 | | | F | | | | | | 35 | 66 | | | | | | | 33 | | |
| 19-1614 | | | R | | | | | | 30 | | 117 | | | | | | 60,6 | | |
| 0.9 i.e. (170AC) (30 kW) Eng.170 A1.046 7/91-9/94 | | | | | | | | | | | | | | | | | | | |
| 19-1565 | | | F | | | | | | 35 | 66 | | | | | | | 33 | | |
| 19-1614 | | | R | | | | | | 30 | | 117 | | | | | | 60,6 | | |
| 0.9 i.e. S (170AF, 170CF) (29 kW) Eng.1170 A1.000, 1170 A1.046 7/91-7/99 | | | | | | | | | | | | | | | | | | | |
| 19-1565 | | | F | | | | | | 35 | 66 | | | | | | | 33 | | |
| 19-1614 | | | R | | | | | | 30 | | 117 | | | | | | 60,6 | | |
| 1.1 Sporting (170AH) (40 kW) Eng.176 B2.000 10/94-1/98 | | | | | | | | | | | | | | | | | | | |
| 19-1565 | | | F | | | | | | 35 | 66 | | | | | | | 33 | | |

FIAT

| METELLI ref | Spare Parts | | F/R | L/R | | | ABS | A | B | C | D | E | F | G | H | I | L | M | Fig | NOTE |
|---|-------------|--|-----|-----|--|--|-----|---|---|----|----|-----|---|---|---|---|------|---|-----|------|
| 19-1614 | | | R | | | | | | | 30 | | 117 | | | | | 60,6 | | | |
| Coupe (175_) 11/93-8/00 | | | | | | | | | | | | | | | | | | | | |
| 1.8 16V (96 kW) Eng.183 A1.000 3/96-8/00 | | | | | | | | | | | | | | | | | | | | |
| 19-1575 | | | F | | | | | | | 37 | 72 | | | | | | 37 | | | |
| 19-1617 | | | R | | | | | | | 30 | | 117 | | | | | 60,6 | | | -ABS |
| 2.0 16V (102 kW) Eng.836 A3.000 11/93-8/96 | | | | | | | | | | | | | | | | | | | | |
| 19-1575 | | | F | | | | | | | 37 | 72 | | | | | | 37 | | | |
| 2.0 16V Turbo (140 kW) Eng.175 A1.000 11/93-8/96 | | | | | | | | | | | | | | | | | | | | |
| 19-1548 | | | F | | | | | | | 42 | 80 | | | | | | 37 | | | |
| 2.0 20V (113 kW) Eng.182 B3.000 (05.98-) 4/98-8/00 | | | | | | | | | | | | | | | | | | | | |
| 19-1575 | | | F | | | | | | | 37 | 72 | | | | | | 37 | | | |
| 2.0 20V (175AXC1A) (108 kW) Eng.182 A1.000 8/96-9/98 | | | | | | | | | | | | | | | | | | | | |
| 19-1575 | | | F | | | | | | | 37 | 72 | | | | | | 37 | | | |
| 2.0 20V Turbo (162 kW) Eng.175 A3.000 (08.96-) 8/96-8/00 | | | | | | | | | | | | | | | | | | | | |
| 19-1548 | | | F | | | | | | | 42 | 80 | | | | | | 37 | | | |
| Croma I (154_) 12/85-12/96 | | | | | | | | | | | | | | | | | | | | |
| 1600 (61 kW) Eng.154 A.048 12/85-12/90 | | | | | | | | | | | | | | | | | | | | |
| 19-1573 | | | F | | | | | | | 37 | 72 | | | | | | 37 | | | |
| 1900 Turbo D i.d. (69 kW) Eng.154 D1.000 (11.92-12.96) 11/92-12/96 | | | | | | | | | | | | | | | | | | | | |
| 19-1548 | | | F | | | | | | | 42 | 80 | | | | | | 37 | | | |
| 1900 Turbo D i.d. (154.LL, 154.PL) (66 kW) Eng.154 C6.000 (05.89-10.92) 8/87-10/92 | | | | | | | | | | | | | | | | | | | | |
| 19-1573 | | | F | | | | | | | 37 | 72 | | | | | | 37 | | | |
| 2000 16V (101 kW) Eng.154 E1.000 8/92-8/96 | | | | | | | | | | | | | | | | | | | | |
| 19-1548 | | | F | | | | | | | 42 | 80 | | | | | | 37 | | | |
| 2000 CHT (74 kW) Eng.154 A1.000, 154 C5.000 1/91-9/92 | | | | | | | | | | | | | | | | | | | | |
| 19-1573 | | | F | | | | | | | 37 | 72 | | | | | | 37 | | | |

FIAT

| METELLI ref | Spare Parts | F/R | L/R | ABS | A | B | C | D | E | F | G | H | I | L | M | Fig | NOTE |
|---|-------------|-----|-----|-----|---|---|----|----|-----|---|---|---|---|------|---|-----|------|
| 2500 V6 (119 kW) Eng.834 G.000 6/93-8/96 | | | | | | | | | | | | | | | | | |
| 19-1548 | | F | | | | | 42 | 80 | | | | | | 37 | | | |
| Croma II (194_) 6/05-1/70 | | | | | | | | | | | | | | | | | |
| 1.8 16V (103 kW) Eng.939 A4.000 12/05-1/70 | | | | | | | | | | | | | | | | | |
| 19-2725 | | R | | | | | | | 140 | | | | | 84,8 | | | |
| 19-2802 | | F | | | | | | | 137 | | | | | 102 | | | |
| 1.9 D Multijet (85 kW) Eng.939 A7.000 6/05-1/70 | | | | | | | | | | | | | | | | | |
| 19-2725 | | R | | | | | | | 140 | | | | | 84,8 | | | |
| 19-2802 | | F | | | | | | | 137 | | | | | 102 | | | |
| 1.9 D Multijet (100 kW) Eng.939 A8.000 12/05-10/07 | | | | | | | | | | | | | | | | | |
| 19-2725 | | R | | | | | | | 140 | | | | | 84,8 | | | |
| 19-2802 | | F | | | | | | | 137 | | | | | 102 | | | |
| 1.9 D Multijet (194AXB1B) (88 kW) Eng.939 A1.000 6/05-12/11 | | | | | | | | | | | | | | | | | |
| 19-2725 | | R | | | | | | | 140 | | | | | 84,8 | | | |
| 19-2802 | | F | | | | | | | 137 | | | | | 102 | | | |
| 1.9 D Multijet (194AXC1B, 194AXC12) (110 kW) Eng.939 A2.000 6/05-12/11 | | | | | | | | | | | | | | | | | |
| 19-2725 | | R | | | | | | | 140 | | | | | 84,8 | | | |
| 19-2802 | | F | | | | | | | 137 | | | | | 102 | | | |
| 2.2 16V (108 kW) Eng.194 A1.000 6/05-1/70 | | | | | | | | | | | | | | | | | |
| 19-2725 | | R | | | | | | | 140 | | | | | 84,8 | | | |
| 19-2802 | | F | | | | | | | 137 | | | | | 102 | | | |
| 2.4 D Multijet (147 kW) Eng.939 A3.000 6/05-1/70 | | | | | | | | | | | | | | | | | |
| 19-2725 | | R | | | | | | | 140 | | | | | 84,8 | | | |
| 19-2802 | | F | | | | | | | 137 | | | | | 102 | | | |
| Doblo I MPV / Space wagon (119_, 223_) 3/01-1/70 | | | | | | | | | | | | | | | | | |
| 1.2 (223AXA1A) (48 kW) Eng.223 A5.000 3/01-1/70 | | | | | | | | | | | | | | | | | |
| 19-1579 | | F | | | | | 37 | 72 | | | | | | 37 | | | -ABS |

FIAT

| METELLI ref | Spare Parts | | F/R | L/R | | ABS | A | B | C | D | E | F | G | H | I | L | M | Fig | NOTE |
|--|-------------|--|-----|-----|--|-----|---|----|----|----|-------|---|---|---|---|----|---|-----|------|
| 19-2239 | | | F | | | | | | 37 | 72 | | | | | | 37 | | | +ABS |
| 19-2690 | | | R | | | | | 30 | 30 | | 117,5 | | | | | 62 | | | |
| 1.3 D Multijet (62 kW) Eng.223 A9.000 10/05-1/70 | | | | | | | | | | | | | | | | | | | |
| 19-1575 | | | F | | | | | | 37 | 72 | | | | | | 37 | | | -ABS |
| 19-2690 | | | R | | | | | 30 | 30 | | 117,5 | | | | | 62 | | | |
| 19-8127 | | | F | | | | | | 37 | 72 | | | | | | 37 | | | |
| 1.3 JTD (55 kW) Eng.199 A2.000 5/05-1/70 | | | | | | | | | | | | | | | | | | | |
| 19-1575 | | | F | | | | | | 37 | 72 | | | | | | 37 | | | -ABS |
| 19-2690 | | | R | | | | | 30 | 30 | | 117,5 | | | | | 62 | | | |
| 19-8127 | | | F | | | | | | 37 | 72 | | | | | | 37 | | | +ABS |
| 1.3 JTD 16V (51 kW) Eng.188 A9.000 12/04-5/05 | | | | | | | | | | | | | | | | | | | |
| 19-1575 | | | F | | | | | | 37 | 72 | | | | | | 37 | | | -ABS |
| 19-2239 | | | F | | | | | | 37 | 72 | | | | | | 37 | | | +ABS |
| 19-2690 | | | R | | | | | 30 | 30 | | 117,5 | | | | | 62 | | | |
| 1.4 (57 kW) Eng.350 A1.000 10/05-1/70 | | | | | | | | | | | | | | | | | | | |
| 19-1579 | | | F | | | | | | 37 | 72 | | | | | | 37 | | | -ABS |
| 19-2239 | | | F | | | | | | 37 | 72 | | | | | | 37 | | | +ABS |
| 19-2690 | | | R | | | | | 30 | 30 | | 117,5 | | | | | 62 | | | |
| 1.6 16V (223AXD1A) (76 kW) Eng.182 B6.000 10/01-1/70 | | | | | | | | | | | | | | | | | | | |
| 19-1579 | | | F | | | | | | 37 | 72 | | | | | | 37 | | | -ABS |
| 19-2239 | | | F | | | | | | 37 | 72 | | | | | | 37 | | | +ABS |
| 19-2690 | | | R | | | | | 30 | 30 | | 117,5 | | | | | 62 | | | |
| 1.6 Natural Power (76 kW) Eng.182 B6.000 9/02-1/70 | | | | | | | | | | | | | | | | | | | |
| 19-1575 | | | F | | | | | | 37 | 72 | | | | | | 37 | | | -ABS |
| 19-2690 | | | R | | | | | 30 | 30 | | 117,5 | | | | | 62 | | | |
| 19-8127 | | | F | | | | | | 37 | 72 | | | | | | 37 | | | |
| 1.9 D (223AXB1A) (46 kW) Eng.223 A6.000 3/01-1/70 | | | | | | | | | | | | | | | | | | | |
| 19-1579 | | | F | | | | | | 37 | 72 | | | | | | 37 | | | -ABS |
| 19-2239 | | | F | | | | | | 37 | 72 | | | | | | 37 | | | +ABS |

FIAT

| METELLI ref | Spare Parts | F/R | L/R | ABS | A | B | C | D | E | F | G | H | I | L | M | Fig | NOTE |
|--|-------------|-----|-----|-----|---|----|----|------|-------|---|---|---|---|------|---|-----|------|
| 19-2690 | | R | | | | 30 | 30 | | 117,5 | | | | | 62 | | | |
| 1.9 D Multijet (88 kW) Eng.186 A9.000 10/05-1/70 | | | | | | | | | | | | | | | | | |
| 19-1575 | | F | | | | | 37 | 72 | | | | | | 37 | | | |
| 19-2690 | | R | | | | 30 | 30 | | 117,5 | | | | | 62 | | | |
| 19-8127 | | F | | | | | 37 | 72 | | | | | | 37 | | | -ABS |
| 1.9 JTD (77 kW) Eng.223 A7.000, 223 B1.000 7/03-1/70 | | | | | | | | | | | | | | | | | |
| 19-1575 | | F | | | | | 37 | 72 | | | | | | 37 | | | -ABS |
| 19-2690 | | R | | | | 30 | 30 | | 117,5 | | | | | 62 | | | |
| 19-8127 | | F | | | | | 37 | 72 | | | | | | 37 | | | |
| 1.9 JTD (223AXE1A) (74 kW) Eng.182 B9.000, 223 B2.000 10/01-1/70 | | | | | | | | | | | | | | | | | |
| 19-1575 | | F | | | | | 37 | 72 | | | | | | 37 | | | |
| 19-2690 | | R | | | | 30 | 30 | | 117,5 | | | | | 62 | | | -ABS |
| 19-8127 | | F | | | | | 37 | 72 | | | | | | 37 | | | |
| Doblo II MPV / Space wagon (263_) 11/09-1/70 | | | | | | | | | | | | | | | | | |
| 1.3 D Multijet (66 kW) Eng.199 A3.000, 263 A2.000 2/10-1/70 | | | | | | | | | | | | | | | | | |
| 19-2244 | | F | | | | | 37 | 74 | | | | | | 37 | | | |
| 19-2982 | | R | | | | | 30 | | 117,5 | | | | | 61,6 | | | -ABS |
| 19-2983 | | R | | | | | 30 | | 117,5 | | | | | 61,6 | | | +ABS |
| 19-8191 | | R | | | | | 30 | | 120 | | | | | 71,3 | | | |
| 1.3 D Multijet (70 kW) Eng.330 A1.000 3/16-1/70 | | | | | | | | | | | | | | | | | |
| 19-2244 | | F | | | | | 37 | 74 | | | | | | 37 | | | |
| 19-8191 | | R | | | | | 30 | | 120 | | | | | 71,3 | | | |
| 1.4 (88 kW) Eng.198 A4.000 10/11-1/70 | | | | | | | | | | | | | | | | | |
| 19-2244 | | F | | | | | 37 | 74 | | | | | | 37 | | | +ABS |
| 19-2252 | | F | | | | | 42 | 82,5 | | | | | | 37 | | | +ABS |
| 19-2982 | | R | | | | | 30 | | 117,5 | | | | | 61,6 | | | -ABS |
| 19-2983 | | R | | | | | 30 | | 117,5 | | | | | 61,6 | | | +ABS |
| 19-2985 | | R | | | | | 30 | | 120 | | | | | 71,3 | | | +ABS |

FIAT

| METELLI ref | Spare Parts | | F/R | L/R | | ABS | A | B | C | D | E | F | G | H | I | L | M | Fig | NOTE |
|---|-------------|--------|-----|-----|--|-----|---|---|----|------|-------|---|---|---|---|------|---|-----|------|
| 19-8191 | | | R | | | | | | 30 | | 120 | | | | | 71,3 | | | |
| 1.4 (263AXA1A) (70 kW) Eng.843 A1.000 2/10-1/70 | | | | | | | | | | | | | | | | | | | |
| 19-2244 | | | F | | | | | | 37 | 74 | | | | | | 37 | | | +ABS |
| 19-2252 | | | F | | | | | | 42 | 82,5 | | | | | | 37 | | | +ABS |
| 19-2982 | | | R | | | | | | 30 | | 117,5 | | | | | 61,6 | | | -ABS |
| 19-2983 | | | R | | | | | | 30 | | 117,5 | | | | | 61,6 | | | +ABS |
| 19-8191 | | | R | | | | | | 30 | | 120 | | | | | 71,3 | | | |
| 1.4 Natural Power (88 kW) Eng.198 A4.000 2/10-1/70 | | | | | | | | | | | | | | | | | | | |
| 19-2252 | | | F | | | | | | 42 | 82,5 | | | | | | 37 | | | |
| 19-2985 | | 04/10- | R | | | | | | 30 | | 120 | | | | | 71,3 | | | |
| 19-8191 | | | R | | | | | | 30 | | 120 | | | | | 71,3 | | | |
| 1.6 D Multijet (66 kW) Eng.263 A4.000, 263 A5.000 2/10-1/70 | | | | | | | | | | | | | | | | | | | |
| 19-2244 | | | F | | | | | | 37 | 74 | | | | | | 37 | | | +ABS |
| 19-2252 | | | F | | | | | | 42 | 82,5 | | | | | | 37 | | | +ABS |
| 19-2982 | | | R | | | | | | 30 | | 117,5 | | | | | 61,6 | | | -ABS |
| 19-2983 | | | R | | | | | | 30 | | 117,5 | | | | | 61,6 | | | +ABS |
| 19-8191 | | | R | | | | | | 30 | | 120 | | | | | 71,3 | | | |
| 1.6 D Multijet (70 kW) Eng.263 A7.000 3/15-1/70 | | | | | | | | | | | | | | | | | | | |
| 19-8191 | | | R | | | | | | 30 | | 120 | | | | | 71,3 | | | |
| 1.6 D Multijet (74 kW) Eng.263 A3.000, 263 A9.000 3/16-1/70 | | | | | | | | | | | | | | | | | | | |
| 19-8191 | | | R | | | | | | 30 | | 120 | | | | | 71,3 | | | |
| 1.6 D Multijet (77 kW) Eng.198 A3.000, 263 A8.000 1/10-1/70 | | | | | | | | | | | | | | | | | | | |
| 19-2244 | | | F | | | | | | 37 | 74 | | | | | | 37 | | | +ABS |
| 19-2252 | | | F | | | | | | 42 | 82,5 | | | | | | 37 | | | +ABS |
| 19-2982 | | | R | | | | | | 30 | | 117,5 | | | | | 61,6 | | | -ABS |
| 19-2983 | | | R | | | | | | 30 | | 117,5 | | | | | 61,6 | | | +ABS |
| 19-8191 | | | R | | | | | | 30 | | 120 | | | | | 71,3 | | | |
| 1.6 D Multijet (88 kW) Eng.940 C1.000 3/15-1/70 | | | | | | | | | | | | | | | | | | | |
| 19-8191 | | | R | | | | | | 30 | | 120 | | | | | 71,3 | | | |

FIAT

| METELLI ref | Spare Parts | | F/R | L/R | | | ABS | A | B | C | D | E | F | G | H | I | L | M | Fig | NOTE |
|---|-------------|--------|-----|-----|--|--|-----|---|---|----|------|-------|---|---|---|---|---|------|-----|------|
| 2.0 D Multijet (263AXF1B) (99 kW) Eng.263 A1.000 1/10-1/70 | | | | | | | | | | | | | | | | | | | | |
| 19-2252 | | | F | | | | | | | 42 | 82,5 | | | | | | | 37 | | |
| 19-2982 | | | R | | | | | | | 30 | | 117,5 | | | | | | 61,6 | | -ABS |
| 19-2983 | | | R | | | | | | | 30 | | 117,5 | | | | | | 61,6 | | +ABS |
| 19-8191 | | | R | | | | | | | 30 | | 120 | | | | | | 71,3 | | |
| Duna (146_) 1/87-12/91 | | | | | | | | | | | | | | | | | | | | |
| 1.7 DS (44 kW) Eng.149 B3.000 (01.87-12.91) 1/87-12/91 | | | | | | | | | | | | | | | | | | | | |
| 19-1567 | | 03/88- | F | | | | | | | 35 | 68 | | | | | | | 37 | | |
| 60 1.1 (43 kW) Eng.146 A6.000 (01.87-12.91) 1/87-12/91 | | | | | | | | | | | | | | | | | | | | |
| 19-1567 | | 03/88- | F | | | | | | | 35 | 68 | | | | | | | 37 | | |
| 70 1.3 (49 kW) Eng.146 A5.000 (01.87-12.91) 1/87-12/91 | | | | | | | | | | | | | | | | | | | | |
| 19-1567 | | 03/88- | F | | | | | | | 35 | 68 | | | | | | | 37 | | |
| Duna Weekend (146_) 1/87-12/91 | | | | | | | | | | | | | | | | | | | | |
| 1.7 DS (44 kW) Eng.146 B2.000, 149 B3.000 (01.87-12.91) 1/87-12/91 | | | | | | | | | | | | | | | | | | | | |
| 19-1567 | | 03/88- | F | | | | | | | 35 | 68 | | | | | | | 37 | | |
| 60 1.1 (43 kW) Eng.146 A6.000 (01.87-12.91) 1/87-12/91 | | | | | | | | | | | | | | | | | | | | |
| 19-1567 | | 03/88- | F | | | | | | | 35 | 68 | | | | | | | 37 | | |
| 70 1.3 (49 kW) Eng.146 A5.000 (01.87-12.91) 1/87-12/91 | | | | | | | | | | | | | | | | | | | | |
| 19-1567 | | 03/88- | F | | | | | | | 35 | 68 | | | | | | | 37 | | |
| Fiorino IV MPV / Space wagon (225_) 11/07-1/70 | | | | | | | | | | | | | | | | | | | | |
| 1.4 (225AXA1A) (57 kW) Eng.350 A1.000 7/14-1/70 | | | | | | | | | | | | | | | | | | | | |
| 19-8158 | | | F | | | | | | | 35 | 72 | | | | | | | 33 | | |
| 1.4 CNG (225AXC1A, 225BXC1A) (57 kW) Eng.350 A1.000 6/08-1/70 | | | | | | | | | | | | | | | | | | | | |
| 19-8158 | | | F | | | | | | | 35 | 72 | | | | | | | 33 | | |
| JTD Multijet (225BXB1A, 225BXB11) (55 kW) Eng.199 A2.000, 199 A9.000 11/07-1/70 | | | | | | | | | | | | | | | | | | | | |
| 19-2536 | | | R | | | | | | | 33 | 30 | 117 | | | | | | 62 | | |

FIAT

| METELLI ref | Spare Parts | | F/R | L/R | | ABS | A | B | C | D | E | F | G | H | I | L | M | Fig | NOTE |
|---|-------------|--|-----|-----|--|-----|---|----|----|----|-----|---|---|---|---|------|---|-----|------|
| 19-8127 | | | F | | | | | | 37 | 72 | | | | | | 37 | | | |
| JTD Multijet (225BXE1A) (70 kW) Eng.199 B1.000 1/11-1/70 | | | | | | | | | | | | | | | | | | | |
| 19-2536 | | | R | | | | | 33 | 30 | | 117 | | | | | 62 | | | |
| 19-8127 | | | F | | | | | | 37 | 72 | | | | | | 37 | | | |
| Grande Punto (199_) 6/05-1/70 | | | | | | | | | | | | | | | | | | | |
| 1.2 (48 kW) Eng.199 A4.000 10/05-1/70 | | | | | | | | | | | | | | | | | | | |
| 19-2914 | | | R | | | | | | 30 | | 120 | | | | | 63,8 | | | |
| 19-8158 | | | F | | | | | | 35 | 72 | | | | | | 33 | | | |
| 1.2 (51 kW) Eng.169 A4.000 9/10-1/70 | | | | | | | | | | | | | | | | | | | |
| 19-2914 | | | R | | | | | | 30 | | 120 | | | | | 63,8 | | | |
| 19-8158 | | | F | | | | | | 35 | 72 | | | | | | 33 | | | |
| 1.2 LPG (51 kW) Eng.199 A4.000 6/08-12/12 | | | | | | | | | | | | | | | | | | | |
| 19-2914 | | | R | | | | | | 30 | | 120 | | | | | 63,8 | | | |
| 19-8158 | | | F | | | | | | 35 | 72 | | | | | | 33 | | | |
| 1.3 D Multijet (51 kW) Eng.199 B2.000 7/08-1/70 | | | | | | | | | | | | | | | | | | | |
| 19-2914 | | | R | | | | | | 30 | | 120 | | | | | 63,8 | | | |
| 19-8127 | | | F | | | | | | 37 | 72 | | | | | | 37 | | | |
| 1.3 D Multijet (55 kW) Eng.199 A2.000 10/05-1/70 | | | | | | | | | | | | | | | | | | | |
| 19-2914 | | | R | | | | | | 30 | | 120 | | | | | 63,8 | | | |
| 19-8127 | | | F | | | | | | 37 | 72 | | | | | | 37 | | | |
| 1.3 D Multijet (56 kW) Eng.199 A2.000 6/09-7/14 | | | | | | | | | | | | | | | | | | | |
| 19-2914 | | | R | | | | | | 30 | | 120 | | | | | 63,8 | | | |
| 19-8127 | | | F | | | | | | 37 | 72 | | | | | | 37 | | | |
| 1.3 D Multijet (62 kW) Eng.199 B4.000, 223 A9.000 4/10-1/70 | | | | | | | | | | | | | | | | | | | |
| 19-2914 | | | R | | | | | | 30 | | 120 | | | | | 63,8 | | | |
| 19-8127 | | | F | | | | | | 37 | 72 | | | | | | 37 | | | |
| 1.3 D Multijet (66 kW) Eng.199 A3.000 10/05-12/10 | | | | | | | | | | | | | | | | | | | |
| 19-2914 | | | R | | | | | | 30 | | 120 | | | | | 63,8 | | | |

FIAT

| METELLI ref | Spare Parts | | F/R | L/R | | | ABS | A | B | C | D | E | F | G | H | I | L | M | Fig | NOTE |
|--|-------------|--|-----|-----|--|--|-----|---|---|----|----|-----|---|---|---|---|------|---|-----|------|
| 19-8127 | | | F | | | | | | | 37 | 72 | | | | | | 37 | | | |
| 1.4 (199.AXB11, 199.AXB1A) (57 kW) Eng.350 A1.000 6/05-12/15 | | | | | | | | | | | | | | | | | | | | |
| 19-2914 | | | R | | | | | | | 30 | | 120 | | | | | 63,8 | | | |
| 19-8158 | | | F | | | | | | | 35 | 72 | | | | | | 33 | | | |
| 1.4 (199AXB1A) (55 kW) Eng.199 A7.000 10/05-7/07 | | | | | | | | | | | | | | | | | | | | |
| 19-2914 | | | R | | | | | | | 30 | | 120 | | | | | 63,8 | | | |
| 19-8158 | | | F | | | | | | | 35 | 72 | | | | | | 33 | | | |
| 1.4 16V (70 kW) Eng.199 A6.000 10/05-8/11 | | | | | | | | | | | | | | | | | | | | |
| 19-2914 | | | R | | | | | | | 30 | | 120 | | | | | 63,8 | | | |
| 19-8158 | | | F | | | | | | | 35 | 72 | | | | | | 33 | | | |
| 1.4 16V (112 kW) Eng.198 A1.000 9/07-7/12 | | | | | | | | | | | | | | | | | | | | |
| 19-2914 | | | R | | | | | | | 30 | | 120 | | | | | 63,8 | | | |
| 19-8158 | | | F | | | | | | | 35 | 72 | | | | | | 33 | | | |
| 1.4 LPG (57 kW) Eng.350 A1.000 12/08-1/70 | | | | | | | | | | | | | | | | | | | | |
| 19-2914 | | | R | | | | | | | 30 | | 120 | | | | | 63,8 | | | |
| 19-8158 | | | F | | | | | | | 35 | 72 | | | | | | 33 | | | |
| 1.4 Natural Power (57 kW) Eng.350 A1.000 7/08-1/70 | | | | | | | | | | | | | | | | | | | | |
| 19-2914 | | | R | | | | | | | 30 | | 120 | | | | | 63,8 | | | |
| 19-8158 | | | F | | | | | | | 35 | 72 | | | | | | 33 | | | |
| 1.4 T-Jet (88 kW) Eng.198 A4.000 9/07-1/70 | | | | | | | | | | | | | | | | | | | | |
| 19-2914 | | | R | | | | | | | 30 | | 120 | | | | | 63,8 | | | |
| 19-8127 | | | F | | | | | | | 37 | 72 | | | | | | 37 | | | |
| 1.6 D Multijet (88 kW) Eng.955 A3.000 7/08-1/70 | | | | | | | | | | | | | | | | | | | | |
| 19-2914 | | | R | | | | | | | 30 | | 120 | | | | | 63,8 | | | |
| 19-8127 | | | F | | | | | | | 37 | 72 | | | | | | 37 | | | |
| 1.9 D Multijet (85 kW) Eng.939 A7.000 6/06-12/09 | | | | | | | | | | | | | | | | | | | | |
| 19-2914 | | | R | | | | | | | 30 | | 120 | | | | | 63,8 | | | |
| 19-8127 | | | F | | | | | | | 37 | 72 | | | | | | 37 | | | |

FIAT

| METELLI ref | Spare Parts | | F/R | L/R | | | ABS | A | B | C | D | E | F | G | H | I | L | M | Fig | NOTE |
|---|-------------|--|-----|-----|--|--|-----|---|----|----|----|-----|---|---|---|---|---|------|-----|------|
| 1.4 LPG (57 kW) Eng.350 A1.000 3/09-1/70 | | | | | | | | | | | | | | | | | | | | |
| 19-2272 | | | F | | | | | | | 35 | 72 | | | | | | | 33 | | |
| 19-2536 | | | R | | | | | | 33 | 30 | | 117 | | | | | | 62 | | |
| 1.6 D Multijet (88 kW) Eng.350 A2.000 5/08-1/70 | | | | | | | | | | | | | | | | | | | | |
| 19-2536 | | | R | | | | | | 33 | 30 | | 117 | | | | | | 62 | | |
| 19-8127 | | | F | | | | | | | 37 | 72 | | | | | | | 37 | | |
| 1.8 (81 kW) Eng.93313090-7U 1/08-7/10 | | | | | | | | | | | | | | | | | | | | |
| 19-1617 | | | R | | | | | | | 30 | | 117 | | | | | | 60,6 | | -ABS |
| 19-2536 | | | R | | | | | | 33 | 30 | | 117 | | | | | | 62 | | +ABS |
| 19-8127 | | | F | | | | | | | 37 | 72 | | | | | | | 37 | | |
| 1.9 JTD (74 kW) Eng.188 B2.000 1/04-1/70 | | | | | | | | | | | | | | | | | | | | |
| 19-2536 | | | R | | | | | | 33 | 30 | | 117 | | | | | | 62 | | |
| 19-8127 | | | F | | | | | | | 37 | 72 | | | | | | | 37 | | |
| Linea (323_, 110_) 10/06-1/70 | | | | | | | | | | | | | | | | | | | | |
| 1.3 D Multijet (66 kW) Eng.199 A3.000 6/07-1/70 | | | | | | | | | | | | | | | | | | | | |
| 19-1575 | | | F | | | | | | | 37 | 72 | | | | | | | 37 | | -ABS |
| 19-1617 | | | R | | | | | | | 30 | | 117 | | | | | | 60,6 | | -ABS |
| 19-2536 | | | R | | | | | | 33 | 30 | | 117 | | | | | | 62 | | +ABS |
| 19-8127 | | | F | | | | | | | 37 | 72 | | | | | | | 37 | | |
| 1.3 D Multijet (70 kW) Eng.199 A3.000, 199 B1.000 9/09-1/70 | | | | | | | | | | | | | | | | | | | | |
| 19-1575 | | | F | | | | | | | 37 | 72 | | | | | | | 37 | | -ABS |
| 19-1617 | | | R | | | | | | | 30 | | 117 | | | | | | 60,6 | | -ABS |
| 19-2536 | | | R | | | | | | 33 | 30 | | 117 | | | | | | 62 | | +ABS |
| 19-8127 | | | F | | | | | | | 37 | 72 | | | | | | | 37 | | +ABS |
| 1.3 JTD Multijet (323AXB1A) (63 kW) Eng.199 A3.000 10/06-1/70 | | | | | | | | | | | | | | | | | | | | |
| 19-1575 | | | F | | | | | | | 37 | 72 | | | | | | | 37 | | -ABS |
| 19-1617 | | | R | | | | | | | 30 | | 117 | | | | | | 60,6 | | -ABS |
| 19-2536 | | | R | | | | | | 33 | 30 | | 117 | | | | | | 62 | | +ABS |

FIAT

| METELLI ref | Spare Parts | | F/R | L/R | | ABS | A | B | C | D | E | F | G | H | I | L | M | Fig | NOTE |
|---|-------------|--------|-----|-----|--|-----|---|----|----|----|-----|---|---|---|---|------|---|-----|--------|
| 19-8127 | | | F | | | | | | 37 | 72 | | | | | | 37 | | | +ABS |
| 1.4 (57 kW) Eng.350 A1.000 6/07-1/70 | | | | | | | | | | | | | | | | | | | |
| 19-1617 | | | R | | | | | | 30 | | 117 | | | | | 60,6 | | | -ABS |
| 19-2272 | | | F | | | | | | 35 | 72 | | | | | | 33 | | | +ABS |
| 19-2536 | | | R | | | | | 33 | 30 | | 117 | | | | | 62 | | | +ABS |
| 1.4 T-Jet (88 kW) Eng.198 A4.000 5/07-1/70 | | | | | | | | | | | | | | | | | | | |
| 19-1617 | | | R | | | | | | 30 | | 117 | | | | | 60,6 | | | -ABS |
| 19-2272 | | | F | | | | | | 35 | 72 | | | | | | 33 | | | +ABS |
| 19-2536 | | | R | | | | | 33 | 30 | | 117 | | | | | 62 | | | +ABS |
| 1.6 (323.AXD1A) (80 kW) Eng.310 A5.011 10/11-1/70 | | | | | | | | | | | | | | | | | | | |
| 19-1617 | | | R | | | | | | 30 | | 117 | | | | | 60,6 | | | -ABS |
| 19-2536 | | | R | | | | | 33 | 30 | | 117 | | | | | 62 | | | +ABS |
| 1.6 D Multijet (77 kW) Eng.198 A3.000 6/09-1/70 | | | | | | | | | | | | | | | | | | | |
| 19-1575 | | | F | | | | | | 37 | 72 | | | | | | 37 | | | -ABS |
| 19-1617 | | | R | | | | | | 30 | | 117 | | | | | 60,6 | | | -ABS |
| 19-2536 | | | R | | | | | 33 | 30 | | 117 | | | | | 62 | | | +ABS |
| 19-8127 | | | F | | | | | | 37 | 72 | | | | | | 37 | | | |
| Marea (185_) 5/96-12/07 | | | | | | | | | | | | | | | | | | | |
| 1.2 16V (60 kW) Eng.182 B2.000 10/98-5/02 | | | | | | | | | | | | | | | | | | | |
| 19-1553 | | | F | | | | | | 35 | 72 | | | | | | 33 | | | -ABS |
| 19-1617 | | | R | | | | | | 30 | | 117 | | | | | 60,6 | | | -ABS |
| 19-2272 | | | F | | | | | | 35 | 72 | | | | | | 33 | | | +ABS |
| 19-2536 | | | R | | | | | 33 | 30 | | 117 | | | | | 62 | | | +ABS |
| 1.4 80 12V (59 kW) Eng.182 A3.000 9/96-5/02 | | | | | | | | | | | | | | | | | | | |
| 19-1553 | | -12/98 | F | | | | | | 35 | 72 | | | | | | 33 | | | +/-ABS |
| 19-1617 | | | R | | | | | | 30 | | 117 | | | | | 60,6 | | | -ABS |
| 19-1618 | | -12/98 | R | | | 44 | | | 30 | | 117 | | | | | 61 | | | +ABS |
| 19-2272 | | 01/98- | F | | | | | | 35 | 72 | | | | | | 33 | | | +ABS |

FIAT

| METELLI ref | Spare Parts | | F/R | L/R | | | ABS | A | B | C | D | E | F | G | H | I | L | M | Fig | NOTE |
|--|-------------|--------|-----|-----|--|--|-----|---|----|----|----|-----|---|---|---|---|------|---|-----|--------|
| 19-2536 | | 01/98- | R | | | | | | 33 | 30 | | 117 | | | | | 62 | | | +ABS |
| 1.6 (68 kW) Eng.185 A3.000 (01.00-.) 3/99-8/00 | | | | | | | | | | | | | | | | | | | | |
| 19-1575 | | | F | | | | | | | 37 | 72 | | | | | | 37 | | | -ABS |
| 19-1617 | | | R | | | | | | | 30 | | 117 | | | | | 60,6 | | | -ABS |
| 19-2536 | | | R | | | | | | 33 | 30 | | 117 | | | | | 62 | | | +ABS |
| 19-8127 | | | F | | | | | | | 37 | 72 | | | | | | 37 | | | +ABS |
| 1.6 (76 kW) Eng.182 B6.000 9/00-8/02 | | | | | | | | | | | | | | | | | | | | |
| 19-1575 | | | F | | | | | | | 37 | 72 | | | | | | 37 | | | -ABS |
| 19-1617 | | | R | | | | | | | 30 | | 117 | | | | | 60,6 | | | -ABS |
| 19-2536 | | | R | | | | | | 33 | 30 | | 117 | | | | | 62 | | | +ABS |
| 19-8127 | | | F | | | | | | | 37 | 72 | | | | | | 37 | | | +ABS |
| 1.6 100 16V (76 kW) Eng.182 A4.000 9/96-5/02 | | | | | | | | | | | | | | | | | | | | |
| 19-1575 | | | F | | | | | | | 37 | 72 | | | | | | 37 | | | +/-ABS |
| 19-1617 | | | R | | | | | | | 30 | | 117 | | | | | 60,6 | | | -ABS |
| 19-1618 | | -12/98 | R | | | | 44 | | | 30 | | 117 | | | | | 61 | | | +ABS |
| 19-2536 | | 01/98- | R | | | | | | 33 | 30 | | 117 | | | | | 62 | | | +ABS |
| 19-8127 | | | F | | | | | | | 37 | 72 | | | | | | 37 | | | |
| 1.6 100 16V Bipower (76 kW) Eng.185 A3.000 (01.00-.), 186 A4.000 4/99-5/02 | | | | | | | | | | | | | | | | | | | | |
| 19-1575 | | | F | | | | | | | 37 | 72 | | | | | | 37 | | | -ABS |
| 19-1617 | | | R | | | | | | | 30 | | 117 | | | | | 60,6 | | | -ABS |
| 19-2536 | | | R | | | | | | 33 | 30 | | 117 | | | | | 62 | | | +ABS |
| 19-8127 | | | F | | | | | | | 37 | 72 | | | | | | 37 | | | |
| 1.6 16V (75 kW) Eng.185 A3.000 4/97-2/99 | | | | | | | | | | | | | | | | | | | | |
| 19-1575 | | | F | | | | | | | 37 | 72 | | | | | | 37 | | | -ABS |
| 19-1617 | | | R | | | | | | | 30 | | 117 | | | | | 60,6 | | | -ABS |
| 19-2536 | | | R | | | | | | 33 | 30 | | 117 | | | | | 62 | | | +ABS |
| 19-8127 | | | F | | | | | | | 37 | 72 | | | | | | 37 | | | +ABS |
| 1.6 SX (72 kW) Eng.182 B5.098 9/00-8/02 | | | | | | | | | | | | | | | | | | | | |
| 19-1575 | | | F | | | | | | | 37 | 72 | | | | | | 37 | | | -ABS |

FIAT

| METELLI ref | Spare Parts | | F/R | L/R | | ABS | A | B | C | D | E | F | G | H | I | L | M | Fig | NOTE |
|---|-------------|--------|-----|-----|--|-----|---|----|----|----|-----|---|---|---|---|------|---|-----|--------|
| 19-1617 | | | R | | | | | | 30 | | 117 | | | | | 60,6 | | | -ABS |
| 19-2536 | | | R | | | | | 33 | 30 | | 117 | | | | | 62 | | | +ABS |
| 19-8127 | | | F | | | | | | 37 | 72 | | | | | | 37 | | | +ABS |
| 1.8 115 16V (83 kW) Eng.182 A2.000 9/96-5/02 | | | | | | | | | | | | | | | | | | | |
| 19-1575 | | -12/98 | F | | | | | | 37 | 72 | | | | | | 37 | | | +/-ABS |
| 19-1617 | | | R | | | | | | 30 | | 117 | | | | | 60,6 | | | -ABS |
| 19-1618 | | -12/98 | R | | | 44 | | | 30 | | 117 | | | | | 61 | | | +ABS |
| 19-2536 | | 01/98- | R | | | | | 33 | 30 | | 117 | | | | | 62 | | | +ABS |
| 19-8127 | | | F | | | | | | 37 | 72 | | | | | | 37 | | | |
| 1.9 JTD 105 (185AXN1A) (77 kW) Eng.182 B4.000 12/98-12/02 | | | | | | | | | | | | | | | | | | | |
| 19-1575 | | | F | | | | | | 37 | 72 | | | | | | 37 | | | -ABS |
| 19-1617 | | | R | | | | | | 30 | | 117 | | | | | 60,6 | | | -ABS |
| 19-2536 | | | R | | | | | 33 | 30 | | 117 | | | | | 62 | | | +ABS |
| 19-8127 | | | F | | | | | | 37 | 72 | | | | | | 37 | | | |
| 1.9 JTD 110 (185AXT1A) (81 kW) Eng.186 A6.000 9/00-8/02 | | | | | | | | | | | | | | | | | | | |
| 19-1575 | | | F | | | | | | 37 | 72 | | | | | | 37 | | | +ABS |
| 19-1617 | | | R | | | | | | 30 | | 117 | | | | | 60,6 | | | |
| 19-2536 | | | R | | | | | 33 | 30 | | 117 | | | | | 62 | | | -ABS |
| 19-8127 | | | F | | | | | | 37 | 72 | | | | | | 37 | | | -ABS |
| 1.9 TD 100 (185AX_) (74 kW) Eng.182 A7.000 5/96-12/02 | | | | | | | | | | | | | | | | | | | |
| 19-1575 | | -12/98 | F | | | | | | 37 | 72 | | | | | | 37 | | | +/-ABS |
| 19-1617 | | | R | | | | | | 30 | | 117 | | | | | 60,6 | | | -ABS |
| 19-1618 | | -12/98 | R | | | 44 | | | 30 | | 117 | | | | | 61 | | | +ABS |
| 19-2536 | | 01/98- | R | | | | | 33 | 30 | | 117 | | | | | 62 | | | +ABS |
| 19-8127 | | | F | | | | | | 37 | 72 | | | | | | 37 | | | |
| 1.9 TD 75 (55 kW) Eng.182 A8.000 9/96-5/02 | | | | | | | | | | | | | | | | | | | |
| 19-1575 | | -12/98 | F | | | | | | 37 | 72 | | | | | | 37 | | | +/-ABS |
| 19-1617 | | | R | | | | | | 30 | | 117 | | | | | 60,6 | | | -ABS |
| 19-1618 | | -12/98 | R | | | 44 | | | 30 | | 117 | | | | | 61 | | | +ABS |

FIAT

| METELLI ref | Spare Parts | | F/R | L/R | | | ABS | A | B | C | D | E | F | G | H | I | L | M | Fig | NOTE |
|--|-------------|--------|-----|-----|--|--|-----|---|----|----|----|-----|---|---|---|---|------|---|-----|--------|
| 19-2536 | | 01/98- | R | | | | | | 33 | 30 | | 117 | | | | | 62 | | | +ABS |
| 19-8127 | | | F | | | | | | | 37 | 72 | | | | | | 37 | | | |
| 2.0 150 20V (108 kW) Eng.182 A1.000 9/96-4/99 | | | | | | | | | | | | | | | | | | | | |
| 19-1548 | | -12/98 | F | | | | | | | 42 | 80 | | | | | | 37 | | | +/-ABS |
| 19-1580 | | 01/98- | F | | | | | | | 42 | 80 | | | | | | 37 | | | +ABS |
| 19-1617 | | | R | | | | | | | 30 | | 117 | | | | | 60,6 | | | -ABS |
| 19-1618 | | -12/98 | R | | | | 44 | | | 30 | | 117 | | | | | 61 | | | +ABS |
| 19-2536 | | 01/98- | R | | | | | | 33 | 30 | | 117 | | | | | 62 | | | +ABS |
| 2.0 150 20V (110 kW) Eng.185 A8.000 1/01-5/02 | | | | | | | | | | | | | | | | | | | | |
| 19-1548 | | | F | | | | | | | 42 | 80 | | | | | | 37 | | | -ABS |
| 19-1580 | | | F | | | | | | | 42 | 80 | | | | | | 37 | | | +ABS |
| 19-1617 | | | R | | | | | | | 30 | | 117 | | | | | 60,6 | | | -ABS |
| 19-2536 | | | R | | | | | | 33 | 30 | | 117 | | | | | 62 | | | +ABS |
| 2.0 155 20V (113 kW) Eng.182 B7.000 4/99-1/01 | | | | | | | | | | | | | | | | | | | | |
| 19-1548 | | | F | | | | | | | 42 | 80 | | | | | | 37 | | | -ABS |
| 19-1580 | | | F | | | | | | | 42 | 80 | | | | | | 37 | | | +ABS |
| 19-1617 | | | R | | | | | | | 30 | | 117 | | | | | 60,6 | | | -ABS |
| 19-2536 | | | R | | | | | | 33 | 30 | | 117 | | | | | 62 | | | +ABS |
| 2.4 JTD 130 (96 kW) Eng.185 A6.000, 839 A5.000 4/99-5/02 | | | | | | | | | | | | | | | | | | | | |
| 19-1548 | | | F | | | | | | | 42 | 80 | | | | | | 37 | | | -ABS |
| 19-1580 | | | F | | | | | | | 42 | 80 | | | | | | 37 | | | +ABS |
| 19-1617 | | | R | | | | | | | 30 | | 117 | | | | | 60,6 | | | -ABS |
| 19-2536 | | | R | | | | | | 33 | 30 | | 117 | | | | | 62 | | | +ABS |
| 2.4 TD 125 (91 kW) Eng.185 A2.000 9/96-4/99 | | | | | | | | | | | | | | | | | | | | |
| 19-1548 | | -12/98 | F | | | | | | | 42 | 80 | | | | | | 37 | | | +/-ABS |
| 19-1580 | | 01/98- | F | | | | | | | 42 | 80 | | | | | | 37 | | | +ABS |
| 19-1617 | | | R | | | | | | | 30 | | 117 | | | | | 60,6 | | | -ABS |
| 19-1618 | | -12/98 | R | | | | 44 | | | 30 | | 117 | | | | | 61 | | | +ABS |

FIAT

| METELLI ref | Spare Parts | | F/R | L/R | | ABS | A | B | C | D | E | F | G | H | I | L | M | Fig | NOTE |
|---|-------------|--------|-----|-----|--|-----|---|----|----|----|-----|---|---|---|---|----|------|-----|--------|
| 19-2536 | | 01/98- | R | | | | | 33 | 30 | | 117 | | | | | 62 | | | +ABS |
| Marea Weekend (185_) 9/96-12/07 | | | | | | | | | | | | | | | | | | | |
| 1.2 16V (60 kW) Eng.182 B2.000 10/98-5/02 | | | | | | | | | | | | | | | | | | | |
| 19-1553 | | | F | | | | | | 35 | 72 | | | | | | | 33 | | -ABS |
| 19-1617 | | | R | | | | | | 30 | | 117 | | | | | | 60,6 | | -ABS |
| 19-2272 | | | F | | | | | | 35 | 72 | | | | | | | 33 | | +ABS |
| 19-2536 | | | R | | | | | 33 | 30 | | 117 | | | | | | 62 | | +ABS |
| 1.4 80 12V (59 kW) Eng.182 A3.000 9/96-5/02 | | | | | | | | | | | | | | | | | | | |
| 19-1553 | | -12/98 | F | | | | | | 35 | 72 | | | | | | | 33 | | +/-ABS |
| 19-1617 | | | R | | | | | | 30 | | 117 | | | | | | 60,6 | | -ABS |
| 19-1618 | | -12/98 | R | | | 44 | | | 30 | | 117 | | | | | | 61 | | +ABS |
| 19-2272 | | 01/98- | F | | | | | | 35 | 72 | | | | | | | 33 | | +ABS |
| 19-2536 | | 01/98- | R | | | | | 33 | 30 | | 117 | | | | | | 62 | | +ABS |
| 1.6 100 16V (76 kW) Eng.182 A4.000 9/96-5/02 | | | | | | | | | | | | | | | | | | | |
| 19-1575 | | -12/98 | F | | | | | | 37 | 72 | | | | | | | 37 | | +/-ABS |
| 19-1617 | | | R | | | | | | 30 | | 117 | | | | | | 60,6 | | -ABS |
| 19-1618 | | -12/98 | R | | | 44 | | | 30 | | 117 | | | | | | 61 | | +ABS |
| 19-2536 | | 01/98- | R | | | | | 33 | 30 | | 117 | | | | | | 62 | | +ABS |
| 19-8127 | | | F | | | | | | 37 | 72 | | | | | | | 37 | | |
| 1.8 115 16V (83 kW) Eng.182 A2.000 9/96-5/02 | | | | | | | | | | | | | | | | | | | |
| 19-1575 | | -12/98 | F | | | | | | 37 | 72 | | | | | | | 37 | | +/-ABS |
| 19-1617 | | | R | | | | | | 30 | | 117 | | | | | | 60,6 | | -ABS |
| 19-1618 | | -12/98 | R | | | 44 | | | 30 | | 117 | | | | | | 61 | | +ABS |
| 19-2536 | | 01/98- | R | | | | | 33 | 30 | | 117 | | | | | | 62 | | +ABS |
| 19-8127 | | | F | | | | | | 37 | 72 | | | | | | | 37 | | |
| 1.9 JTD 105 (185BXN1A) (77 kW) Eng.182 B4.000 12/98-12/02 | | | | | | | | | | | | | | | | | | | |
| 19-1575 | | | F | | | | | | 37 | 72 | | | | | | | 37 | | -ABS |
| 19-1617 | | | R | | | | | | 30 | | 117 | | | | | | 60,6 | | -ABS |

FIAT

| METELLI ref | Spare Parts | | F/R | L/R | | ABS | A | B | C | D | E | F | G | H | I | L | M | Fig | NOTE |
|--|-------------|--------|-----|-----|--|-----|---|----|----|----|-----|---|---|---|---|------|---|-----|--------|
| 19-2536 | | | R | | | | | 33 | 30 | | 117 | | | | | 62 | | | +ABS |
| 19-8127 | | | F | | | | | | 37 | 72 | | | | | | 37 | | | |
| 1.9 JTD 110 (185BXT1A) (81 kW) Eng.186 A6.000 9/00-8/02 | | | | | | | | | | | | | | | | | | | |
| 19-1575 | | | F | | | | | | 37 | 72 | | | | | | 37 | | | -ABS |
| 19-1617 | | | R | | | | | | 30 | | 117 | | | | | 60,6 | | | -ABS |
| 19-2536 | | | R | | | | | 33 | 30 | | 117 | | | | | 62 | | | +ABS |
| 19-8127 | | | F | | | | | | 37 | 72 | | | | | | 37 | | | |
| 1.9 TD 100 (185BX_) (74 kW) Eng.182 A7.000, 182 B9.000 9/96-6/03 | | | | | | | | | | | | | | | | | | | |
| 19-1575 | | -12/98 | F | | | | | | 37 | 72 | | | | | | 37 | | | +/-ABS |
| 19-1617 | | | R | | | | | | 30 | | 117 | | | | | 60,6 | | | -ABS |
| 19-1618 | | -12/98 | R | | | 44 | | | 30 | | 117 | | | | | 61 | | | +ABS |
| 19-2536 | | 01/98- | R | | | | | 33 | 30 | | 117 | | | | | 62 | | | +ABS |
| 19-8127 | | | F | | | | | | 37 | 72 | | | | | | 37 | | | |
| 1.9 TD 75 (55 kW) Eng.182 A8.000 9/96-5/02 | | | | | | | | | | | | | | | | | | | |
| 19-1575 | | -12/98 | F | | | | | | 37 | 72 | | | | | | 37 | | | +/-ABS |
| 19-1617 | | | R | | | | | | 30 | | 117 | | | | | 60,6 | | | -ABS |
| 19-1618 | | -12/98 | R | | | 44 | | | 30 | | 117 | | | | | 61 | | | +ABS |
| 19-2536 | | 01/98- | R | | | | | 33 | 30 | | 117 | | | | | 62 | | | +ABS |
| 19-8127 | | | F | | | | | | 37 | 72 | | | | | | 37 | | | |
| 2.0 150 20V (108 kW) Eng.182 A1.000 9/96-4/99 | | | | | | | | | | | | | | | | | | | |
| 19-1548 | | -12/98 | F | | | | | | 42 | 80 | | | | | | 37 | | | +/-ABS |
| 19-1580 | | 01/98- | F | | | | | | 42 | 80 | | | | | | 37 | | | +ABS |
| 19-1617 | | | R | | | | | | 30 | | 117 | | | | | 60,6 | | | -ABS |
| 19-1618 | | -12/98 | R | | | 44 | | | 30 | | 117 | | | | | 61 | | | +ABS |
| 19-2536 | | 01/98- | R | | | | | 33 | 30 | | 117 | | | | | 62 | | | +ABS |
| 2.0 150 20V (110 kW) Eng.185 A8.000 1/01-5/02 | | | | | | | | | | | | | | | | | | | |
| 19-1548 | | | F | | | | | | 42 | 80 | | | | | | 37 | | | -ABS |
| 19-1580 | | | F | | | | | | 42 | 80 | | | | | | 37 | | | +ABS |
| 19-1617 | | | R | | | | | | 30 | | 117 | | | | | 60,6 | | | -ABS |

FIAT

| METELLI ref | Spare Parts | | F/R | L/R | | ABS | A | B | C | D | E | F | G | H | I | L | M | Fig | NOTE |
|--|-------------|--------|-----|-----|--|-----|---|----|----|----|-----|---|---|---|---|----|------|-----|--------|
| 19-2536 | | | R | | | | | 33 | 30 | | 117 | | | | | 62 | | | +ABS |
| 2.0 155 20V (113 kW) Eng.182 B7.000 4/99-2/03 | | | | | | | | | | | | | | | | | | | |
| 19-1548 | | | F | | | | | | 42 | 80 | | | | | | | 37 | | -ABS |
| 19-1580 | | | F | | | | | | 42 | 80 | | | | | | | 37 | | +ABS |
| 19-1617 | | | R | | | | | | 30 | | 117 | | | | | | 60,6 | | -ABS |
| 19-2536 | | | R | | | | | 33 | 30 | | 117 | | | | | | 62 | | +ABS |
| 2.4 JTD 130 (96 kW) Eng.185 A6.000, 839 A5.000 4/99-5/02 | | | | | | | | | | | | | | | | | | | |
| 19-1548 | | | F | | | | | | 42 | 80 | | | | | | | 37 | | -ABS |
| 19-1580 | | | F | | | | | | 42 | 80 | | | | | | | 37 | | +ABS |
| 19-1617 | | | R | | | | | | 30 | | 117 | | | | | | 60,6 | | -ABS |
| 19-2536 | | | R | | | | | 33 | 30 | | 117 | | | | | | 62 | | +ABS |
| 2.4 TD 125 (91 kW) Eng.185 A2.000 9/96-4/99 | | | | | | | | | | | | | | | | | | | |
| 19-1548 | | -12/98 | F | | | | | | 42 | 80 | | | | | | | 37 | | +/-ABS |
| 19-1580 | | 01/98- | F | | | | | | 42 | 80 | | | | | | | 37 | | +ABS |
| 19-1617 | | | R | | | | | | 30 | | 117 | | | | | | 60,6 | | -ABS |
| 19-1618 | | -12/98 | R | | | 44 | | | 30 | | 117 | | | | | | 61 | | +ABS |
| 19-2536 | | 01/98- | R | | | | | 33 | 30 | | 117 | | | | | | 62 | | +ABS |
| Multipla (186_) 4/99-6/10 | | | | | | | | | | | | | | | | | | | |
| 1.6 (68 kW) Eng.182 B6.000 5/04-8/05 | | | | | | | | | | | | | | | | | | | |
| 19-1575 | | | F | | | | | | 37 | 72 | | | | | | | 37 | | -ABS |
| 19-1617 | | | R | | | | | | 30 | | 117 | | | | | | 60,6 | | -ABS |
| 19-2536 | | | R | | | | | 33 | 30 | | 117 | | | | | | 62 | | +ABS |
| 19-8127 | | | F | | | | | | 37 | 72 | | | | | | | 37 | | +ABS |
| 1.6 (76 kW) Eng.182 B6.000 9/00-6/10 | | | | | | | | | | | | | | | | | | | |
| 19-1575 | | | F | | | | | | 37 | 72 | | | | | | | 37 | | -ABS |
| 19-1617 | | | R | | | | | | 30 | | 117 | | | | | | 60,6 | | -ABS |
| 19-2536 | | | R | | | | | 33 | 30 | | 117 | | | | | | 62 | | +ABS |
| 19-8127 | | | F | | | | | | 37 | 72 | | | | | | | 37 | | |

FIAT

| METELLI ref | Spare Parts | | F/R | L/R | | | ABS | A | B | C | D | E | F | G | H | I | L | M | Fig | NOTE |
|--|-------------|--|-----|-----|--|--|-----|---|----|----|----|-----|---|---|---|---|---|------|-----|------|
| 1.6 100 16V (186AXA1A) (76 kW) Eng.182 A4.000 4/99-6/10 | | | | | | | | | | | | | | | | | | | | |
| 19-1575 | | | F | | | | | | | 37 | 72 | | | | | | | 37 | | -ABS |
| 19-1617 | | | R | | | | | | | 30 | | 117 | | | | | | 60,6 | | -ABS |
| 19-2536 | | | R | | | | | | 33 | 30 | | 117 | | | | | | 62 | | +ABS |
| 19-8127 | | | F | | | | | | | 37 | 72 | | | | | | | 37 | | |
| 1.6 16V (186AGB1A) (70 kW) Eng.182 B6.000 4/02-6/10 | | | | | | | | | | | | | | | | | | | | |
| 19-1575 | | | F | | | | | | | 37 | 72 | | | | | | | 37 | | -ABS |
| 19-1617 | | | R | | | | | | | 30 | | 117 | | | | | | 60,6 | | -ABS |
| 19-2536 | | | R | | | | | | 33 | 30 | | 117 | | | | | | 62 | | +ABS |
| 19-8127 | | | F | | | | | | | 37 | 72 | | | | | | | 37 | | |
| 1.6 16V Bipower (186AMB1A) (76 kW) Eng.186 A4.000 4/99-6/10 | | | | | | | | | | | | | | | | | | | | |
| 19-1575 | | | F | | | | | | | 37 | 72 | | | | | | | 37 | | -ABS |
| 19-1617 | | | R | | | | | | | 30 | | 117 | | | | | | 60,6 | | -ABS |
| 19-2536 | | | R | | | | | | 33 | 30 | | 117 | | | | | | 62 | | +ABS |
| 19-8127 | | | F | | | | | | | 37 | 72 | | | | | | | 37 | | |
| 1.6 16V Bipower (186AXC1A) (76 kW) Eng.182 B6.000 10/01-6/10 | | | | | | | | | | | | | | | | | | | | |
| 19-1575 | | | F | | | | | | | 37 | 72 | | | | | | | 37 | | -ABS |
| 19-1617 | | | R | | | | | | | 30 | | 117 | | | | | | 60,6 | | -ABS |
| 19-2536 | | | R | | | | | | 33 | 30 | | 117 | | | | | | 62 | | +ABS |
| 19-8127 | | | F | | | | | | | 37 | 72 | | | | | | | 37 | | |
| 1.6 16V Blupower (186AMA1A) (70 kW) Eng.186 A3.000 (04.99-.) 4/99-6/10 | | | | | | | | | | | | | | | | | | | | |
| 19-1575 | | | F | | | | | | | 37 | 72 | | | | | | | 37 | | -ABS |
| 19-1617 | | | R | | | | | | | 30 | | 117 | | | | | | 60,6 | | -ABS |
| 19-2536 | | | R | | | | | | 33 | 30 | | 117 | | | | | | 62 | | +ABS |
| 19-8127 | | | F | | | | | | | 37 | 72 | | | | | | | 37 | | |
| 1.6 16V GPL (76 kW) Eng.182 B6.000 10/01-6/10 | | | | | | | | | | | | | | | | | | | | |
| 19-1575 | | | F | | | | | | | 37 | 72 | | | | | | | 37 | | -ABS |
| 19-1617 | | | R | | | | | | | 30 | | 117 | | | | | | 60,6 | | -ABS |
| 19-2536 | | | R | | | | | | 33 | 30 | | 117 | | | | | | 62 | | +ABS |

FIAT

| METELLI ref | Spare Parts | | F/R | L/R | | | ABS | A | B | C | D | E | F | G | H | I | L | M | Fig | NOTE |
|--|-------------|--|-----|-----|--|--|-----|---|----|----|----|-----|---|---|---|---|------|---|-----|------|
| 19-8127 | | | F | | | | | | | 37 | 72 | | | | | | 37 | | | +ABS |
| 1.6 Natural Power (186AGB1A05) (77 kW) Eng.182 B6.000 11/08-6/10 | | | | | | | | | | | | | | | | | | | | |
| 19-1575 | | | F | | | | | | | 37 | 72 | | | | | | 37 | | | -ABS |
| 19-1617 | | | R | | | | | | | 30 | | 117 | | | | | 60,6 | | | -ABS |
| 19-2536 | | | R | | | | | | 33 | 30 | | 117 | | | | | 62 | | | +ABS |
| 19-8127 | | | F | | | | | | | 37 | 72 | | | | | | 37 | | | |
| 1.9 JTD (186AXE1A) (88 kW) Eng.186 A9.000 4/02-6/10 | | | | | | | | | | | | | | | | | | | | |
| 19-1575 | | | F | | | | | | | 37 | 72 | | | | | | 37 | | | -ABS |
| 19-1617 | | | R | | | | | | | 30 | | 117 | | | | | 60,6 | | | -ABS |
| 19-2536 | | | R | | | | | | 33 | 30 | | 117 | | | | | 62 | | | +ABS |
| 19-8127 | | | F | | | | | | | 37 | 72 | | | | | | 37 | | | |
| 1.9 JTD 105 (186AXB1A) (77 kW) Eng.182 B4.000 4/99-6/10 | | | | | | | | | | | | | | | | | | | | |
| 19-1575 | | | F | | | | | | | 37 | 72 | | | | | | 37 | | | -ABS |
| 19-1617 | | | R | | | | | | | 30 | | 117 | | | | | 60,6 | | | -ABS |
| 19-2536 | | | R | | | | | | 33 | 30 | | 117 | | | | | 62 | | | +ABS |
| 19-8127 | | | F | | | | | | | 37 | 72 | | | | | | 37 | | | |
| 1.9 JTD 110 (81 kW) Eng.186 A6.000 3/01-7/02 | | | | | | | | | | | | | | | | | | | | |
| 19-1575 | | | F | | | | | | | 37 | 72 | | | | | | 37 | | | -ABS |
| 19-1617 | | | R | | | | | | | 30 | | 117 | | | | | 60,6 | | | -ABS |
| 19-2536 | | | R | | | | | | 33 | 30 | | 117 | | | | | 62 | | | +ABS |
| 19-8127 | | | F | | | | | | | 37 | 72 | | | | | | 37 | | | |
| 1.9 JTD 115 (85 kW) Eng.186 A8.000 7/02-6/10 | | | | | | | | | | | | | | | | | | | | |
| 19-1575 | | | F | | | | | | | 37 | 72 | | | | | | 37 | | | -ABS |
| 19-1617 | | | R | | | | | | | 30 | | 117 | | | | | 60,6 | | | -ABS |
| 19-2536 | | | R | | | | | | 33 | 30 | | 117 | | | | | 62 | | | +ABS |
| 19-8127 | | | F | | | | | | | 37 | 72 | | | | | | 37 | | | |

FIAT

| METELLI ref | Spare Parts | | F/R | L/R | | | ABS | A | B | C | D | E | F | G | H | I | L | M | Fig | NOTE |
|--|-------------|--------|-----|-----|--|--|-----|---|----|----|----|-----|---|---|---|---|---|------|-----|------|
| Palio I (178_) 4/96-1/70 | | | | | | | | | | | | | | | | | | | | |
| 1.0 (45 kW) Eng.178 A1.000, 178 A3.011 4/96-10/03 | | | | | | | | | | | | | | | | | | | | |
| 19-1617 | | -09/01 | R | | | | | | | 30 | | 117 | | | | | | 60,6 | | -ABS |
| 19-1618 | | -09/01 | R | | | | 44 | | | 30 | | 117 | | | | | | 61 | | +ABS |
| 19-2536 | | 09/01- | R | | | | | | 33 | 30 | | 117 | | | | | | 62 | | +ABS |
| 19-2560 | | -09/01 | F | | | | | | | 35 | 68 | | | | | | | 37 | | |
| 1.0 (56 kW) Eng.178 A1.000 4/96-10/03 | | | | | | | | | | | | | | | | | | | | |
| 19-1617 | | | R | | | | | | | 30 | | 117 | | | | | | 60,6 | | -ABS |
| 19-2536 | | | R | | | | | | 33 | 30 | | 117 | | | | | | 62 | | +ABS |
| 19-2560 | | | F | | | | | | | 35 | 68 | | | | | | | 37 | | |
| 1.1 (40 kW) Eng.178 B9.033 7/97-10/03 | | | | | | | | | | | | | | | | | | | | |
| 19-1617 | | | R | | | | | | | 30 | | 117 | | | | | | 60,6 | | -ABS |
| 19-2536 | | | R | | | | | | 33 | 30 | | 117 | | | | | | 62 | | +ABS |
| 19-2560 | | | F | | | | | | | 35 | 68 | | | | | | | 37 | | |
| 1.2 (44 kW) Eng.178 B7.045, 178 C4.066, 188 A4.000 7/97-8/02 | | | | | | | | | | | | | | | | | | | | |
| 19-1617 | | | R | | | | | | | 30 | | 117 | | | | | | 60,6 | | -ABS |
| 19-1618 | | | R | | | | 44 | | | 30 | | 117 | | | | | | 61 | | +ABS |
| 19-2536 | | | R | | | | | | 33 | 30 | | 117 | | | | | | 62 | | +ABS |
| 19-2560 | | -09/01 | F | | | | | | | 35 | 68 | | | | | | | 37 | | |
| 1.2 (50 kW) Eng.178 E2.000 6/99-10/00 | | | | | | | | | | | | | | | | | | | | |
| 19-1617 | | | R | | | | | | | 30 | | 117 | | | | | | 60,6 | | -ABS |
| 19-1618 | | | R | | | | 44 | | | 30 | | 117 | | | | | | 61 | | +ABS |
| 19-2560 | | | F | | | | | | | 35 | 68 | | | | | | | 37 | | |
| 1.2 (54 kW) Eng.176 A8.000, 178 B5.000, 178 E2.000 6/98-1/70 | | | | | | | | | | | | | | | | | | | | |
| 19-1617 | | | R | | | | | | | 30 | | 117 | | | | | | 60,6 | | -ABS |
| 19-1618 | | -09/01 | R | | | | 44 | | | 30 | | 117 | | | | | | 61 | | +ABS |
| 19-2536 | | 09/01- | R | | | | | | 33 | 30 | | 117 | | | | | | 62 | | +ABS |
| 19-2560 | | | F | | | | | | | 35 | 68 | | | | | | | 37 | | -ABS |

FIAT

| METELLI ref | Spare Parts | | F/R | L/R | | | ABS | A | B | C | D | E | F | G | H | I | L | M | Fig | NOTE |
|---|-------------|--------|-----|-----|--|--|-----|---|----|----|----|-----|---|---|---|---|------|---|-----|------|
| 1.2 (59 kW) Eng.178 D6.011 3/00-1/12 | | | | | | | | | | | | | | | | | | | | |
| 19-1617 | | | R | | | | | | | 30 | | 117 | | | | | 60,6 | | | -ABS |
| 19-2536 | | | R | | | | | | 33 | 30 | | 117 | | | | | 62 | | | +ABS |
| 19-2560 | | | F | | | | | | | 35 | 68 | | | | | | 37 | | | |
| 1.3 JTD Multijet (51 kW) Eng.188 A9.000 6/03-1/12 | | | | | | | | | | | | | | | | | | | | |
| 19-1617 | | | R | | | | | | | 30 | | 117 | | | | | 60,6 | | | -ABS |
| 19-2536 | | | R | | | | | | 33 | 30 | | 117 | | | | | 62 | | | +ABS |
| 19-2560 | | | F | | | | | | | 35 | 68 | | | | | | 37 | | | |
| 1.4 (51 kW) Eng.178 B2.000 (04.96-.) 4/96-10/02 | | | | | | | | | | | | | | | | | | | | |
| 19-1617 | | | R | | | | | | | 30 | | 117 | | | | | 60,6 | | | -ABS |
| 19-1618 | | -09/01 | R | | | | 44 | | | 30 | | 117 | | | | | 61 | | | +ABS |
| 19-2536 | | 09/01- | R | | | | | | 33 | 30 | | 117 | | | | | 62 | | | +ABS |
| 19-2560 | | | F | | | | | | | 35 | 68 | | | | | | 37 | | | -ABS |
| 1.4 (57 kW) Eng.178 F3.011, 350 A1.000 10/05-1/70 | | | | | | | | | | | | | | | | | | | | |
| 19-1617 | | | R | | | | | | | 30 | | 117 | | | | | 60,6 | | | -ABS |
| 19-2536 | | | R | | | | | | 33 | 30 | | 117 | | | | | 62 | | | +ABS |
| 19-2560 | | | F | | | | | | | 35 | 68 | | | | | | 37 | | | |
| 1.4 (70 kW) Eng.834 A1.000 6/03-1/70 | | | | | | | | | | | | | | | | | | | | |
| 19-1617 | | | R | | | | | | | 30 | | 117 | | | | | 60,6 | | | -ABS |
| 19-2536 | | | R | | | | | | 33 | 30 | | 117 | | | | | 62 | | | +ABS |
| 19-2560 | | | F | | | | | | | 35 | 68 | | | | | | 37 | | | |
| 1.4 Cat (51 kW) Eng.178 B2.016 4/96-8/01 | | | | | | | | | | | | | | | | | | | | |
| 19-1617 | | | R | | | | | | | 30 | | 117 | | | | | 60,6 | | | -ABS |
| 19-2560 | | | F | | | | | | | 35 | 68 | | | | | | 37 | | | |
| 1.5 (62 kW) Eng.178 E5.022 6/04-1/70 | | | | | | | | | | | | | | | | | | | | |
| 19-1617 | | | R | | | | | | | 30 | | 117 | | | | | 60,6 | | | -ABS |
| 19-2536 | | | R | | | | | | 33 | 30 | | 117 | | | | | 62 | | | +ABS |
| 19-2560 | | | F | | | | | | | 35 | 68 | | | | | | 37 | | | |

FIAT

| METELLI ref | Spare Parts | | F/R | L/R | | ABS | A | B | C | D | E | F | G | H | I | L | M | Fig | NOTE |
|--|-------------|--------|-----|-----|--|-----|---|----|----|----|-----|---|---|---|---|------|---|-----|------|
| 1.6 16V (74 kW) Eng.178 B3.000 (04.96-.) 4/96-10/02 | | | | | | | | | | | | | | | | | | | |
| 19-1617 | | | R | | | | | | 30 | | 117 | | | | | 60,6 | | | -ABS |
| 19-1618 | | -09/01 | R | | | 44 | | | 30 | | 117 | | | | | 61 | | | +ABS |
| 19-2536 | | 09/01- | R | | | | | 33 | 30 | | 117 | | | | | 62 | | | +ABS |
| 19-2560 | | | F | | | | | | 35 | 68 | | | | | | 37 | | | -ABS |
| 1.7 TD (51 kW) Eng.176 A3.000 10/02-1/12 | | | | | | | | | | | | | | | | | | | |
| 19-1617 | | | R | | | | | | 30 | | 117 | | | | | 60,6 | | | -ABS |
| 19-2536 | | | R | | | | | 33 | 30 | | 117 | | | | | 62 | | | +ABS |
| 19-2560 | | | F | | | | | | 35 | 68 | | | | | | 37 | | | |
| 1.7 TD (52 kW) Eng.176 A3.000, 176 A5.000 2/97-10/03 | | | | | | | | | | | | | | | | | | | |
| 19-2560 | | | F | | | | | | 35 | 68 | | | | | | 37 | | | |
| 1.7 TD (53 kW) Eng.176 A3.000, 176 A5.000 9/01-1/70 | | | | | | | | | | | | | | | | | | | |
| 19-1617 | | | R | | | | | | 30 | | 117 | | | | | 60,6 | | | -ABS |
| 19-2536 | | | R | | | | | 33 | 30 | | 117 | | | | | 62 | | | +ABS |
| 19-2560 | | | F | | | | | | 35 | 68 | | | | | | 37 | | | |
| Palio I Weekend (17_, 37_) 4/96-1/70 | | | | | | | | | | | | | | | | | | | |
| 1.2 (44 kW) Eng.178 C4.066, 188 A4.000 7/97-10/04 | | | | | | | | | | | | | | | | | | | |
| 19-1617 | | | R | | | | | | 30 | | 117 | | | | | 60,6 | | | -ABS |
| 19-1618 | | -09/01 | R | | | 44 | | | 30 | | 117 | | | | | 61 | | | +ABS |
| 19-2536 | | 09/01- | R | | | | | 33 | 30 | | 117 | | | | | 62 | | | +ABS |
| 19-2560 | | | F | | | | | | 35 | 68 | | | | | | 37 | | | -ABS |
| 1.2 (50 kW) Eng.178 E2.000 6/99-10/02 | | | | | | | | | | | | | | | | | | | |
| 19-2560 | | | F | | | | | | 35 | 68 | | | | | | 37 | | | |
| 1.2 (54 kW) Eng.178 B5.000 (04.96-.) 4/96-2/04 | | | | | | | | | | | | | | | | | | | |
| 19-1617 | | | R | | | | | | 30 | | 117 | | | | | 60,6 | | | -ABS |
| 19-1618 | | | R | | | 44 | | | 30 | | 117 | | | | | 61 | | | +ABS |
| 19-2560 | | | F | | | | | | 35 | 68 | | | | | | 37 | | | |

FIAT

| METELLI ref | Spare Parts | | F/R | L/R | | | ABS | A | B | C | D | E | F | G | H | I | L | M | Fig | NOTE |
|--|-------------|--------|-----|-----|--|--|-----|---|----|----|----|-----|---|---|---|---|---|---|------|------|
| 1.2 (59 kW) Eng.178 D6.011, 188 A5.000 9/01-10/04 | | | | | | | | | | | | | | | | | | | | |
| 19-2560 | | | F | | | | | | | 35 | 68 | | | | | | | | 37 | |
| 1.4 (51 kW) Eng.178 B2.000 7/97-8/01 | | | | | | | | | | | | | | | | | | | | |
| 19-2560 | | | F | | | | | | | 35 | 68 | | | | | | | | 37 | |
| 1.5 (62 kW) Eng.178 E5.022 2/02-1/70 | | | | | | | | | | | | | | | | | | | | |
| 19-2560 | | | F | | | | | | | 35 | 68 | | | | | | | | 37 | |
| 1.6 16V (68 kW) Eng.178 C7.098, 178 D2.011 7/97-10/03 | | | | | | | | | | | | | | | | | | | | |
| 19-1617 | | | R | | | | | | | 30 | | 117 | | | | | | | 60,6 | -ABS |
| 19-2536 | | | R | | | | | | 33 | 30 | | 117 | | | | | | | 62 | +ABS |
| 19-2560 | | -09/01 | F | | | | | | | 35 | 68 | | | | | | | | 37 | |
| 1.6 16V (76 kW) Eng.182 B6.000 2/01-1/12 | | | | | | | | | | | | | | | | | | | | |
| 19-1617 | | | R | | | | | | | 30 | | 117 | | | | | | | 60,6 | -ABS |
| 19-1618 | | -09/01 | R | | | | 44 | | | 30 | | 117 | | | | | | | 61 | +ABS |
| 19-2536 | | 09/01- | R | | | | | | 33 | 30 | | 117 | | | | | | | 62 | +ABS |
| 19-2560 | | | F | | | | | | | 35 | 68 | | | | | | | | 37 | -ABS |
| 1.6 16V (178DXD1A) (74 kW) Eng.178 B3.000 (04.96-.) 6/96-2/01 | | | | | | | | | | | | | | | | | | | | |
| 19-1617 | | | R | | | | | | | 30 | | 117 | | | | | | | 60,6 | -ABS |
| 19-1618 | | | R | | | | 44 | | | 30 | | 117 | | | | | | | 61 | +ABS |
| 19-2560 | | | F | | | | | | | 35 | 68 | | | | | | | | 37 | |
| 1.7 TD (51 kW) Eng.176 A3.000 4/96-3/01 | | | | | | | | | | | | | | | | | | | | |
| 19-1617 | | | R | | | | | | | 30 | | 117 | | | | | | | 60,6 | -ABS |
| 19-1618 | | | R | | | | 44 | | | 30 | | 117 | | | | | | | 61 | +ABS |
| 19-2560 | | | F | | | | | | | 35 | 68 | | | | | | | | 37 | |
| 1.9 D (46 kW) Eng.223 A6.000 3/01-1/70 | | | | | | | | | | | | | | | | | | | | |
| 19-1617 | | | R | | | | | | | 30 | | 117 | | | | | | | 60,6 | -ABS |
| 19-1618 | | -09/01 | R | | | | 44 | | | 30 | | 117 | | | | | | | 61 | +ABS |
| 19-2536 | | 09/01- | R | | | | | | 33 | 30 | | 117 | | | | | | | 62 | +ABS |
| 19-2560 | | | F | | | | | | | 35 | 68 | | | | | | | | 37 | -ABS |

FIAT

| METELLI ref | Spare Parts | | F/R | L/R | | | ABS | A | B | C | D | E | F | G | H | I | L | M | Fig | NOTE |
|---|-------------|--------|-----|-----|--|--|-----|---|----|----|----|-------|---|---|---|---|------|---|-----|----------|
| 1.9 JTD (59 kW) Eng.188 A2.000 9/01-1/70 | | | | | | | | | | | | | | | | | | | | |
| 19-1617 | | | R | | | | | | | 30 | | 117 | | | | | 60,6 | | | -ABS |
| 19-2536 | | | R | | | | | | 33 | 30 | | 117 | | | | | 62 | | | +ABS |
| 19-2560 | | -09/01 | F | | | | | | | 35 | 68 | | | | | | 37 | | | |
| Panda I (141_) 10/80-7/04 | | | | | | | | | | | | | | | | | | | | |
| 0.9 Fire S 4WD (33 kW) Eng.146 A.048 10/80-4/86 | | | | | | | | | | | | | | | | | | | | |
| 19-1561 | | | F | | | | | | 20 | | | 117 | | | | | 69,5 | | | |
| 1000 (32 kW) Eng.156 A2.100 1/86-4/92 | | | | | | | | | | | | | | | | | | | | |
| 19-1561 | | | F | | | | | | 20 | | | 117 | | | | | 69,5 | | | with Nut |
| 19-1614 | | | R | | | | | | | 30 | | 117 | | | | | 60,6 | | | |
| 1000 (37 kW) Eng.156 A3.000 1/85-12/92 | | | | | | | | | | | | | | | | | | | | |
| 19-1561 | | | F | | | | | | 20 | | | 117 | | | | | 69,5 | | | with Nut |
| 19-1614 | | 01/86- | R | | | | | | | 30 | | 117 | | | | | 60,6 | | | |
| 19-2694 | | -12/85 | R | | | | | | | | | 116,9 | | | | | 82 | | | |
| 1000 4x4 (32 kW) Eng.156 A2.100, 156 A3.100 1/86-7/89 | | | | | | | | | | | | | | | | | | | | |
| 19-1561 | | | F | | | | | | 20 | | | 117 | | | | | 69,5 | | | with Nut |
| 1000 4x4 (33 kW) Eng.141 C2.000, 156 A2.246 5/86-12/94 | | | | | | | | | | | | | | | | | | | | |
| 19-1561 | | | F | | | | | | 20 | | | 117 | | | | | 69,5 | | | with Nut |
| 1000 4x4 (37 kW) Eng.156 A3.000 1/86-12/92 | | | | | | | | | | | | | | | | | | | | |
| 19-1561 | | | F | | | | | | 20 | | | 117 | | | | | 69,5 | | | with Nut |
| 1000 i.e. Cat (33 kW) Eng.141 C2.000, 156 A2.246 10/87-8/98 | | | | | | | | | | | | | | | | | | | | |
| 19-1561 | | | F | | | | | | 20 | | | 117 | | | | | 69,5 | | | with Nut |
| 19-1614 | | | R | | | | | | | 30 | | 117 | | | | | 60,6 | | | |
| 1100 (37 kW) Eng.156 C.046 (03.92-.) 5/91-12/99 | | | | | | | | | | | | | | | | | | | | |
| 19-1561 | | | F | | | | | | 20 | | | 117 | | | | | 69,5 | | | with Nut |
| 19-1614 | | | R | | | | | | | 30 | | 117 | | | | | 60,6 | | | |
| 1100 (40 kW) Eng.176 B2.000, 187 A1.000 2/95-9/03 | | | | | | | | | | | | | | | | | | | | |
| 19-1561 | | | F | | | | | | 20 | | | 117 | | | | | 69,5 | | | with Nut |

| FIAT | | | | | | | | | | | | | | | | | | | |
|--|--------------------|--------|------------|------------|--|------------|----------|----------|----------|----------|----------|----------|----------|----------|----------|----------|----------|------------|-------------|
| METELLI ref | Spare Parts | | F/R | L/R | | ABS | A | B | C | D | E | F | G | H | I | L | M | Fig | NOTE |
| 19-1614 | | | R | | | | | | 30 | | 117 | | | | | 60,6 | | | |
| 1100 4x4 (40 kW) Eng.176 B2.000 2/95-7/04 | | | | | | | | | | | | | | | | | | | |
| 19-1561 | | | F | | | | | 20 | | | 117 | | | | | 69,5 | | | with Nut |
| 1100 Trekking 4x4 (37 kW) Eng.156 C.046 (10.91-.) 10/91-7/04 | | | | | | | | | | | | | | | | | | | |
| 19-1561 | | | F | | | | | 20 | | | 117 | | | | | 69,5 | | | with Nut |
| 1300 D (27 kW) Eng.156 A5.000 4/86-12/92 | | | | | | | | | | | | | | | | | | | |
| 19-1561 | | | F | | | | | 20 | | | 117 | | | | | 69,5 | | | with Nut |
| 19-1614 | | | R | | | | | | 30 | | 117 | | | | | 60,6 | | | |
| 650 (22 kW) Eng.141 A.000 1/82-7/04 | | | | | | | | | | | | | | | | | | | |
| 19-1561 | | | F | | | | | 20 | | | 117 | | | | | 69,5 | | | with Nut |
| 19-1614 | | 01/86- | R | | | | | | 30 | | 117 | | | | | 60,6 | | | |
| 19-2694 | | -12/85 | R | | | | | | | | 116,9 | | | | | 82 | | | |
| 750 (25 kW) Eng.156 A4.000 1/86-10/03 | | | | | | | | | | | | | | | | | | | |
| 19-1561 | | | F | | | | | 20 | | | 117 | | | | | 69,5 | | | with Nut |
| 19-1614 | | | R | | | | | | 30 | | 117 | | | | | 60,6 | | | |
| 800 (25 kW) Eng.100 GL6.000 2/81-12/85 | | | | | | | | | | | | | | | | | | | |
| 19-1561 | | | F | | | | | 20 | | | 117 | | | | | 69,5 | | | with Nut |
| 19-2694 | | | R | | | | | | | | 116,9 | | | | | 82 | | | |
| 900 (29 kW) Eng.1170 A1.046 4/92-12/96 | | | | | | | | | | | | | | | | | | | |
| 19-1561 | | | F | | | | | 20 | | | 117 | | | | | 69,5 | | | with Nut |
| 19-1614 | | | R | | | | | | 30 | | 117 | | | | | 60,6 | | | |
| 900 (33 kW) Eng.100 GL3.000, 146 A.000 10/80-6/94 | | | | | | | | | | | | | | | | | | | |
| 19-1561 | | | F | | | | | 20 | | | 117 | | | | | 69,5 | | | with Nut |
| 19-2694 | | | R | | | | | | | | 116,9 | | | | | 82 | | | |
| 950 (35 kW) Eng.A 112 B1.054 9/82-8/83 | | | | | | | | | | | | | | | | | | | |
| 19-1561 | | | F | | | | | 20 | | | 117 | | | | | 69,5 | | | with Nut |
| 19-2694 | | | R | | | | | | | | 116,9 | | | | | 82 | | | |

FIAT

| METELLI ref | Spare Parts | | F/R | L/R | | | ABS | A | B | C | D | E | F | G | H | I | L | M | Fig | NOTE |
|---|-------------|--|-----|-----|--|--|-----|---|----|----|----|-----|---|---|---|---|---|------|-----|----------|
| 950 4x4 (35 kW) Eng.A 112 B1.054 9/83-12/86 | | | | | | | | | | | | | | | | | | | | |
| 19-1561 | | | F | | | | | | 20 | | | 117 | | | | | | 69,5 | | with Nut |
| Panda II (169_) 9/03-1/70 | | | | | | | | | | | | | | | | | | | | |
| 1.1 (40 kW) Eng.187 A1.000 9/03-1/70 | | | | | | | | | | | | | | | | | | | | |
| 19-1565 | | | F | | | | | | | 35 | 66 | | | | | | | 33 | | -ABS |
| 19-1617 | | | R | | | | | | | 30 | | 117 | | | | | | 60,6 | | -ABS |
| 19-2238 | | | F | | | | | | | 35 | 66 | | | | | | | 33 | | +ABS |
| 19-2536 | | | R | | | | | | 33 | 30 | | 117 | | | | | | 62 | | +ABS |
| 1.2 (44 kW) Eng.188 A4.000 9/03-1/70 | | | | | | | | | | | | | | | | | | | | |
| 19-1565 | | | F | | | | | | | 35 | 66 | | | | | | | 33 | | -ABS |
| 19-1617 | | | R | | | | | | | 30 | | 117 | | | | | | 60,6 | | -ABS |
| 19-2238 | | | F | | | | | | | 35 | 66 | | | | | | | 33 | | +ABS |
| 19-2536 | | | R | | | | | | 33 | 30 | | 117 | | | | | | 62 | | +ABS |
| 1.2 (169AXF2A, 169AXF1A) (51 kW) Eng.169 A4.000 3/10-8/13 | | | | | | | | | | | | | | | | | | | | |
| 19-2238 | | | F | | | | | | | 35 | 66 | | | | | | | 33 | | |
| 19-2536 | | | R | | | | | | 33 | 30 | | 117 | | | | | | 62 | | |
| 1.2 4x4 (44 kW) Eng.188 A4.000 10/04-1/70 | | | | | | | | | | | | | | | | | | | | |
| 19-2238 | | | R | | | | | | | 35 | 66 | | | | | | | 33 | | |
| 19-8127 | | | F | | | | | | | 37 | 72 | | | | | | | 37 | | |
| 1.2 4x4 (51 kW) Eng.169 A4.000 4/10-8/13 | | | | | | | | | | | | | | | | | | | | |
| 19-2238 | | | R | | | | | | | 35 | 66 | | | | | | | 33 | | |
| 19-8127 | | | F | | | | | | | 37 | 72 | | | | | | | 37 | | |
| 1.2 LPG (44 kW) Eng.188 A4.000 4/09-1/70 | | | | | | | | | | | | | | | | | | | | |
| 19-1565 | | | F | | | | | | | 35 | 66 | | | | | | | 33 | | -ABS |
| 19-1617 | | | R | | | | | | | 30 | | 117 | | | | | | 60,6 | | -ABS |
| 19-2238 | | | F | | | | | | | 35 | 66 | | | | | | | 33 | | +ABS |
| 19-2536 | | | R | | | | | | 33 | 30 | | 117 | | | | | | 62 | | +ABS |

FIAT

| METELLI ref | Spare Parts | | F/R | L/R | | | ABS | A | B | C | D | E | F | G | H | I | L | M | Fig | NOTE |
|--|-------------|--|-----|-----|--|--|-----|---|----|----|----|-----|---|---|---|---|---|------|-----|------|
| 1.2 LPG (169CXF1A) (51 kW) Eng.169 A4.000 11/10-8/13 | | | | | | | | | | | | | | | | | | | | |
| 19-1565 | | | F | | | | | | | 35 | 66 | | | | | | | 33 | | -ABS |
| 19-1617 | | | R | | | | | | | 30 | | 117 | | | | | | 60,6 | | -ABS |
| 19-2238 | | | F | | | | | | | 35 | 66 | | | | | | | 33 | | +ABS |
| 19-2536 | | | R | | | | | | 33 | 30 | | 117 | | | | | | 62 | | +ABS |
| 1.2 Natural Power (44 kW) Eng.188 A4.000 1/07-12/11 | | | | | | | | | | | | | | | | | | | | |
| 19-2536 | | | R | | | | | | 33 | 30 | | 117 | | | | | | 62 | | |
| 19-8127 | | | F | | | | | | | 37 | 72 | | | | | | | 37 | | |
| 1.3 D Multijet (51 kW) Eng.188 A8.000 9/03-1/70 | | | | | | | | | | | | | | | | | | | | |
| 19-1617 | | | R | | | | | | | 30 | | 117 | | | | | | 60,6 | | -ABS |
| 19-2536 | | | R | | | | | | 33 | 30 | | 117 | | | | | | 62 | | +ABS |
| 19-8127 | | | F | | | | | | | 37 | 72 | | | | | | | 37 | | |
| 1.3 D Multijet (169AXG1A, 169AXD1A) (55 kW) Eng.169 A1.000, 169 A5.000 6/06-8/13 | | | | | | | | | | | | | | | | | | | | |
| 19-1617 | | | R | | | | | | | 30 | | 117 | | | | | | 60,6 | | -ABS |
| 19-2536 | | | R | | | | | | 33 | 30 | | 117 | | | | | | 62 | | +ABS |
| 19-8127 | | | F | | | | | | | 37 | 72 | | | | | | | 37 | | |
| 1.3 D Multijet 4x4 (51 kW) Eng.188 A8.000 10/04-1/70 | | | | | | | | | | | | | | | | | | | | |
| 19-2238 | | | R | | | | | | | 35 | 66 | | | | | | | 33 | | |
| 19-8127 | | | F | | | | | | | 37 | 72 | | | | | | | 37 | | |
| 1.3 JTD Multijet 4x4 (169AXG1A, 169AXG2A) (55 kW) Eng.169 A1.000, 169 A5.000 9/10-8/13 | | | | | | | | | | | | | | | | | | | | |
| 19-2238 | | | R | | | | | | | 35 | 66 | | | | | | | 33 | | |
| 19-8127 | | | F | | | | | | | 37 | 72 | | | | | | | 37 | | |
| 1.4 (169AXE1B) (74 kW) Eng.169 A3.000 10/06-1/70 | | | | | | | | | | | | | | | | | | | | |
| 19-1617 | | | R | | | | | | | 30 | | 117 | | | | | | 60,6 | | -ABS |
| 19-2536 | | | R | | | | | | 33 | 30 | | 117 | | | | | | 62 | | +ABS |
| 19-8127 | | | F | | | | | | | 37 | 72 | | | | | | | 37 | | |
| 1.4 Natural Power (169AXHIA) (57 kW) Eng.350 A1.000 9/10-8/13 | | | | | | | | | | | | | | | | | | | | |
| 19-2536 | | | R | | | | | | 33 | 30 | | 117 | | | | | | 62 | | |

FIAT

| METELLI ref | Spare Parts | | F/R | L/R | | | ABS | A | B | C | D | E | F | G | H | I | L | M | Fig | NOTE |
|--|-------------|--|-----|-----|--|--|-----|---|----|----|----|-----|---|---|---|---|------|---|-----|------|
| 19-8127 | | | F | | | | | | | 37 | 72 | | | | | | 37 | | | |
| Panda III (312_, 319_) 2/12-1/70 | | | | | | | | | | | | | | | | | | | | |
| 0.9 (44 kW) Eng.312 A4.000, 312 A6.000 12/13-1/70 | | | | | | | | | | | | | | | | | | | | |
| 19-1617 | | | R | | | | | | | 30 | | 117 | | | | | 60,6 | | | -ABS |
| 19-2536 | | | R | | | | | | 33 | 30 | | 117 | | | | | 62 | | | +ABS |
| 19-8127 | | | F | | | | | | | 37 | 72 | | | | | | 37 | | | |
| 0.9 (48 kW) Eng.312 A4.000 2/12-1/70 | | | | | | | | | | | | | | | | | | | | |
| 19-2536 | | | R | | | | | | 33 | 30 | | 117 | | | | | 62 | | | |
| 19-8127 | | | F | | | | | | | 37 | 72 | | | | | | 37 | | | |
| 0.9 (57 kW) Eng.312 A2.000, 312 A7.000 2/12-1/70 | | | | | | | | | | | | | | | | | | | | |
| 19-2238 | | | F | | | | | | | 35 | 66 | | | | | | 33 | | | |
| 19-2536 | | | R | | | | | | 33 | 30 | | 117 | | | | | 62 | | | |
| 0.9 (59 kW) Eng.312 A5.000 12/13-1/70 | | | | | | | | | | | | | | | | | | | | |
| 19-1617 | | | R | | | | | | | 30 | | 117 | | | | | 60,6 | | | -ABS |
| 19-2536 | | | R | | | | | | 33 | 30 | | 117 | | | | | 62 | | | +ABS |
| 19-8127 | | | F | | | | | | | 37 | 72 | | | | | | 37 | | | |
| 0.9 (63 kW) Eng.312 A2.000 2/12-1/70 | | | | | | | | | | | | | | | | | | | | |
| 19-2536 | | | R | | | | | | 33 | 30 | | 117 | | | | | 62 | | | |
| 19-8127 | | | F | | | | | | | 37 | 72 | | | | | | 37 | | | |
| 0.9 4x4 (63 kW) Eng.312 A2.000 9/12-1/70 | | | | | | | | | | | | | | | | | | | | |
| 19-2238 | | | R | | | | | | | 35 | 66 | | | | | | 33 | | | |
| 19-8127 | | | F | | | | | | | 37 | 72 | | | | | | 37 | | | |
| 0.9 4x4 (66 kW) Eng.312 A2.000, 312 A7.000 6/14-1/70 | | | | | | | | | | | | | | | | | | | | |
| 19-2238 | | | R | | | | | | | 35 | 66 | | | | | | 33 | | | |
| 19-8127 | | | F | | | | | | | 37 | 72 | | | | | | 37 | | | |
| 0.9 Natural Power (59 kW) Eng.312 A2.000 1/15-1/70 | | | | | | | | | | | | | | | | | | | | |
| 19-1617 | | | R | | | | | | | 30 | | 117 | | | | | 60,6 | | | -ABS |
| 19-2536 | | | R | | | | | | 33 | 30 | | 117 | | | | | 62 | | | +ABS |

| FIAT | | | | | | | | | | | | | | | | | | | |
|---|--------------------|--------|------------|------------|--|------------|----------|----------|----------|----------|----------|----------|----------|----------|----------|----------|----------|------------|-------------|
| METELLI ref | Spare Parts | | F/R | L/R | | ABS | A | B | C | D | E | F | G | H | I | L | M | Fig | NOTE |
| 19-8127 | | | F | | | | | | 37 | 72 | | | | | | 37 | | | |
| 0.9 Natural Power (63 kW) Eng.312 A2.000, 463 37 566 7/12-1/70 | | | | | | | | | | | | | | | | | | | |
| 19-2238 | | -10/13 | F | | | | | | 35 | 66 | | | | | | 33 | | | |
| 19-2536 | | | R | | | | | 33 | 30 | | 117 | | | | | 62 | | | |
| 19-8127 | | 10/13- | F | | | | | | 37 | 72 | | | | | | 37 | | | |
| 1.0 Mild Hybrid (312) (52 kW) Eng.463 41 162 1/20-1/70 | | | | | | | | | | | | | | | | | | | |
| 19-2238 | | | F | | | | | | 35 | 66 | | | | | | 33 | | | |
| 19-2536 | | | R | | | | | 33 | 30 | | 117 | | | | | 62 | | | |
| 1.2 (51 kW) Eng.169 A4.000 2/12-1/70 | | | | | | | | | | | | | | | | | | | |
| 19-2238 | | | F | | | | | | 35 | 66 | | | | | | 33 | | | |
| 19-2536 | | | R | | | | | 33 | 30 | | 117 | | | | | 62 | | | |
| 1.2 LPG (51 kW) Eng.169 A4.000 6/12-1/70 | | | | | | | | | | | | | | | | | | | |
| 19-2238 | | | F | | | | | | 35 | 66 | | | | | | 33 | | | |
| 19-2536 | | | R | | | | | 33 | 30 | | 117 | | | | | 62 | | | |
| 1.3 D Multijet (55 kW) Eng.199 A1.000, 199 A9.000 2/12-1/70 | | | | | | | | | | | | | | | | | | | |
| 19-2536 | | | R | | | | | 33 | 30 | | 117 | | | | | 62 | | | |
| 19-8127 | | | F | | | | | | 37 | 72 | | | | | | 37 | | | |
| 1.3 D Multijet (70 kW) Eng.199 B1.000, 312 B1.000, 330 A1.000 4/15-1/70 | | | | | | | | | | | | | | | | | | | |
| 19-1617 | | | R | | | | | | 30 | | 117 | | | | | 60,6 | | | -ABS |
| 19-2536 | | | R | | | | | 33 | 30 | | 117 | | | | | 62 | | | +ABS |
| 19-8127 | | | F | | | | | | 37 | 72 | | | | | | 37 | | | |
| 1.3 D Multijet 4x4 (55 kW) Eng.199 A1.000, 199 A9.000 6/12-1/70 | | | | | | | | | | | | | | | | | | | |
| 19-2238 | | | R | | | | | | 35 | 66 | | | | | | 33 | | | |
| 19-8127 | | | F | | | | | | 37 | 72 | | | | | | 37 | | | |
| 1.3 D Multijet 4x4 (59 kW) Eng.199 A9.000, 225 A2.000, 312 A8.000, 312 B2.000 6/14-1/70 | | | | | | | | | | | | | | | | | | | |
| 19-2238 | | | R | | | | | | 35 | 66 | | | | | | 33 | | | |
| 19-8127 | | | F | | | | | | 37 | 72 | | | | | | 37 | | | |
| 1.3 D Multijet 4x4 (70 kW) Eng.199 B1.000, 312 B1.000, 330 A1.000 4/15-1/70 | | | | | | | | | | | | | | | | | | | |
| 19-2238 | | | R | | | | | | 35 | 66 | | | | | | 33 | | | |

FIAT

| METELLI ref | Spare Parts | | F/R | L/R | | | ABS | A | B | C | D | E | F | G | H | I | L | M | Fig | NOTE |
|---|-------------|--|-----|-----|--|--|-----|---|---|----|----|-----|---|---|---|---|------|---|-----|------|
| 19-8127 | | | F | | | | | | | 37 | 72 | | | | | | 37 | | | |
| Punto I (176_) 9/93-9/99 | | | | | | | | | | | | | | | | | | | | |
| 1.2 16V (63 kW) Eng.176 B9.000 4/97-9/99 | | | | | | | | | | | | | | | | | | | | |
| 19-1553 | | | F | | | | | | | 35 | 72 | | | | | | 33 | | | |
| 19-1617 | | | R | | | | | | | 30 | | 117 | | | | | 60,6 | | | -ABS |
| 19-1618 | | | R | | | | 44 | | | 30 | | 117 | | | | | 61 | | | +ABS |
| 1.4 GT Turbo (176AD_) (98 kW) Eng.176 A4.000 10/93-3/97 | | | | | | | | | | | | | | | | | | | | |
| 19-1575 | | | F | | | | | | | 37 | 72 | | | | | | 37 | | | |
| 19-1617 | | | R | | | | | | | 30 | | 117 | | | | | 60,6 | | | -ABS |
| 19-1618 | | | R | | | | 44 | | | 30 | | 117 | | | | | 61 | | | +ABS |
| 1.4 GT Turbo (176AS_) (96 kW) Eng.176 B6.000 (09.96-.) 9/96-7/99 | | | | | | | | | | | | | | | | | | | | |
| 19-1575 | | | F | | | | | | | 37 | 72 | | | | | | 37 | | | |
| 19-1617 | | | R | | | | | | | 30 | | 117 | | | | | 60,6 | | | -ABS |
| 19-1618 | | | R | | | | 44 | | | 30 | | 117 | | | | | 61 | | | +ABS |
| 1.6 (65 kW) Eng.176 A9.000 1/94-4/97 | | | | | | | | | | | | | | | | | | | | |
| 19-1553 | | | F | | | | | | | 35 | 72 | | | | | | 33 | | | |
| 19-1617 | | | R | | | | | | | 30 | | 117 | | | | | 60,6 | | | -ABS |
| 19-1618 | | | R | | | | 44 | | | 30 | | 117 | | | | | 61 | | | +ABS |
| 1.7 D (42 kW) Eng.176 B3.000 (04.96-.) 4/94-9/97 | | | | | | | | | | | | | | | | | | | | |
| 19-1553 | | | F | | | | | | | 35 | 72 | | | | | | 33 | | | |
| 19-1617 | | | R | | | | | | | 30 | | 117 | | | | | 60,6 | | | -ABS |
| 19-1618 | | | R | | | | 44 | | | 30 | | 117 | | | | | 61 | | | +ABS |
| 1.7 TD (51 kW) Eng.176 A3.000 1/94-9/99 | | | | | | | | | | | | | | | | | | | | |
| 19-1575 | | | F | | | | | | | 37 | 72 | | | | | | 37 | | | |
| 19-1617 | | | R | | | | | | | 30 | | 117 | | | | | 60,6 | | | -ABS |
| 19-1618 | | | R | | | | 44 | | | 30 | | 117 | | | | | 61 | | | +ABS |
| 1.7 TD (52 kW) Eng.176 A5.000 (01.94-.) 1/94-9/99 | | | | | | | | | | | | | | | | | | | | |
| 19-1575 | | | F | | | | | | | 37 | 72 | | | | | | 37 | | | |

FIAT

| METELLI ref | Spare Parts | | F/R | L/R | | ABS | A | B | C | D | E | F | G | H | I | L | M | Fig | NOTE |
|--|-------------|--|-----|-----|--|-----|---|---|----|----|-----|---|---|---|---|------|---|-----|------|
| 19-1617 | | | R | | | | | | 30 | | 117 | | | | | 60,6 | | | -ABS |
| 19-1618 | | | R | | | 44 | | | 30 | | 117 | | | | | 61 | | | +ABS |
| 1.7 TD (176AT) (46 kW) Eng.176 B7.000 (09.96-.) 9/96-9/99 | | | | | | | | | | | | | | | | | | | |
| 19-1553 | | | F | | | | | | 35 | 72 | | | | | | 33 | | | |
| 19-1617 | | | R | | | | | | 30 | | 117 | | | | | 60,6 | | | -ABS |
| 19-1618 | | | R | | | 44 | | | 30 | | 117 | | | | | 61 | | | +ABS |
| 55 1.1 (40 kW) Eng.176 A6.000, 176 B2.000 9/93-9/99 | | | | | | | | | | | | | | | | | | | |
| 19-1549 | | | F | | | | | | 35 | 66 | | | | | | 33 | | | |
| 19-1617 | | | R | | | | | | 30 | | 117 | | | | | 60,6 | | | -ABS |
| 19-1618 | | | R | | | 44 | | | 30 | | 117 | | | | | 61 | | | +ABS |
| 60 1.2 (43 kW) Eng.176 A7.000 1/94-9/99 | | | | | | | | | | | | | | | | | | | |
| 19-1553 | | | F | | | | | | 35 | 72 | | | | | | 33 | | | |
| 19-1617 | | | R | | | | | | 30 | | 117 | | | | | 60,6 | | | -ABS |
| 19-1618 | | | R | | | 44 | | | 30 | | 117 | | | | | 61 | | | +ABS |
| 60 1.2 (176AP, 176AR, 176AQ, 176BB) (44 kW) Eng.176 B1.000, 176 B4.000 9/93-9/99 | | | | | | | | | | | | | | | | | | | |
| 19-1553 | | | F | | | | | | 35 | 72 | | | | | | 33 | | | |
| 19-1617 | | | R | | | | | | 30 | | 117 | | | | | 60,6 | | | -ABS |
| 19-1618 | | | R | | | 44 | | | 30 | | 117 | | | | | 61 | | | +ABS |
| 75 1.2 (54 kW) Eng.176 A8.000 10/93-9/99 | | | | | | | | | | | | | | | | | | | |
| 19-1553 | | | F | | | | | | 35 | 72 | | | | | | 33 | | | |
| 19-1617 | | | R | | | | | | 30 | | 117 | | | | | 60,6 | | | -ABS |
| 19-1618 | | | R | | | 44 | | | 30 | | 117 | | | | | 61 | | | +ABS |
| Punto I Cabrio (176_) 4/94-6/00 | | | | | | | | | | | | | | | | | | | |
| 60 1.2 (43 kW) Eng.176 A7.000 4/94-6/00 | | | | | | | | | | | | | | | | | | | |
| 19-1553 | | | F | | | | | | 35 | 72 | | | | | | 33 | | | |
| 19-1617 | | | R | | | | | | 30 | | 117 | | | | | 60,6 | | | -ABS |
| 19-1618 | | | R | | | 44 | | | 30 | | 117 | | | | | 61 | | | +ABS |

FIAT

| METELLI ref | Spare Parts | | F/R | L/R | | | ABS | A | B | C | D | E | F | G | H | I | L | M | Fig | NOTE |
|---|-------------|--|-----|-----|--|----|-----|---|----|----|----|-----|---|---|---|---|---|------|-----|------|
| 60 1.2 (176AR_, 176BR_) (44 kW) Eng.176 B1.000, 176 B4.000 5/95-6/00 | | | | | | | | | | | | | | | | | | | | |
| 19-1553 | | | F | | | | | | | 35 | 72 | | | | | | | 33 | | |
| 19-1617 | | | R | | | | | | | 30 | | 117 | | | | | | 60,6 | | -ABS |
| 19-1618 | | | R | | | 44 | | | | 30 | | 117 | | | | | | 61 | | +ABS |
| 85 16V 1.2 (63 kW) Eng.176 B9.000 4/97-6/00 | | | | | | | | | | | | | | | | | | | | |
| 19-1553 | | | F | | | | | | | 35 | 72 | | | | | | | 33 | | |
| 19-1617 | | | R | | | | | | | 30 | | 117 | | | | | | 60,6 | | -ABS |
| 19-1618 | | | R | | | 44 | | | | 30 | | 117 | | | | | | 61 | | +ABS |
| 90 1.6 (65 kW) Eng.176 A9.000 4/94-4/97 | | | | | | | | | | | | | | | | | | | | |
| 19-1553 | | | F | | | | | | | 35 | 72 | | | | | | | 33 | | |
| 19-1617 | | | R | | | | | | | 30 | | 117 | | | | | | 60,6 | | -ABS |
| 19-1618 | | | R | | | 44 | | | | 30 | | 117 | | | | | | 61 | | +ABS |
| Punto II (188_) 9/99-7/12 | | | | | | | | | | | | | | | | | | | | |
| 1.2 16V 80 (188.233, .235, .253, .255, .333, .353, (59 kW) Eng.188 A5.000 9/99-4/06 | | | | | | | | | | | | | | | | | | | | |
| 19-1553 | | | F | | | | | | | 35 | 72 | | | | | | | 33 | | -ABS |
| 19-1617 | | | R | | | | | | | 30 | | 117 | | | | | | 60,6 | | -ABS |
| 19-2272 | | | F | | | | | | | 35 | 72 | | | | | | | 33 | | +ABS |
| 19-2536 | | | R | | | | | | 33 | 30 | | 117 | | | | | | 62 | | +ABS |
| 1.2 60 (188.030, .050, .130, .150, .230, .250) (44 kW) Eng.188 A4.000 9/99-12/10 | | | | | | | | | | | | | | | | | | | | |
| 19-1553 | | | F | | | | | | | 35 | 72 | | | | | | | 33 | | -ABS |
| 19-1617 | | | R | | | | | | | 30 | | 117 | | | | | | 60,6 | | -ABS |
| 19-2272 | | | F | | | | | | | 35 | 72 | | | | | | | 33 | | +ABS |
| 19-2536 | | | R | | | | | | 33 | 30 | | 117 | | | | | | 62 | | +ABS |
| 1.2 Bifuel (44 kW) Eng.188 A4.000 8/07-3/12 | | | | | | | | | | | | | | | | | | | | |
| 19-1553 | | | F | | | | | | | 35 | 72 | | | | | | | 33 | | -ABS |
| 19-1617 | | | R | | | | | | | 30 | | 117 | | | | | | 60,6 | | -ABS |
| 19-2536 | | | R | | | | | | 33 | 30 | | 117 | | | | | | 62 | | +ABS |

FIAT

| METELLI ref | Spare Parts | | F/R | L/R | | | ABS | A | B | C | D | E | F | G | H | I | L | M | Fig | NOTE |
|--|-------------|--|-----|-----|--|--|-----|---|----|----|----|-----|---|---|---|---|------|---|-----|------|
| 1.2 Bipower (188BXA1A) (44 kW) Eng.188 A4.000 8/01-5/03 | | | | | | | | | | | | | | | | | | | | |
| 19-1617 | | | R | | | | | | | 30 | | 117 | | | | | 60,6 | | | -ABS |
| 19-2536 | | | R | | | | | | 33 | 30 | | 117 | | | | | 62 | | | +ABS |
| 1.2 Natural Power (44 kW) Eng.188 A4.000 9/03-3/12 | | | | | | | | | | | | | | | | | | | | |
| 19-1553 | | | F | | | | | | | 35 | 72 | | | | | | 33 | | | -ABS |
| 19-1617 | | | R | | | | | | | 30 | | 117 | | | | | 60,6 | | | -ABS |
| 19-2272 | | | F | | | | | | | 35 | 72 | | | | | | 33 | | | +ABS |
| 19-2536 | | | R | | | | | | 33 | 30 | | 117 | | | | | 62 | | | +ABS |
| 1.2 Natural Power (188BXA1A) (38 kW) Eng.188 A4.000 4/04-4/06 | | | | | | | | | | | | | | | | | | | | |
| 19-1617 | | | R | | | | | | | 30 | | 117 | | | | | 60,6 | | | -ABS |
| 19-2536 | | | R | | | | | | 33 | 30 | | 117 | | | | | 62 | | | +ABS |
| 1.3 JTD 16V (51 kW) Eng.188 A9.000 6/03-3/12 | | | | | | | | | | | | | | | | | | | | |
| 19-1575 | | | F | | | | | | | 37 | 72 | | | | | | 37 | | | -ABS |
| 19-1617 | | | R | | | | | | | 30 | | 117 | | | | | 60,6 | | | -ABS |
| 19-2536 | | | R | | | | | | 33 | 30 | | 117 | | | | | 62 | | | +ABS |
| 19-8127 | | | F | | | | | | | 37 | 72 | | | | | | 37 | | | |
| 1.4 (70 kW) Eng.843 A1.000 9/03-3/12 | | | | | | | | | | | | | | | | | | | | |
| 19-1553 | | | F | | | | | | | 35 | 72 | | | | | | 33 | | | -ABS |
| 19-1617 | | | R | | | | | | | 30 | | 117 | | | | | 60,6 | | | -ABS |
| 19-2272 | | | F | | | | | | | 35 | 72 | | | | | | 33 | | | +ABS |
| 19-2536 | | | R | | | | | | 33 | 30 | | 117 | | | | | 62 | | | +ABS |
| 1.4 (71 kW) Eng.843 A1.000 11/05-3/12 | | | | | | | | | | | | | | | | | | | | |
| 19-1617 | | | R | | | | | | | 30 | | 117 | | | | | 60,6 | | | -ABS |
| 19-2536 | | | R | | | | | | 33 | 30 | | 117 | | | | | 62 | | | +ABS |
| 1.8 130 HGT (188.738, .718) (96 kW) Eng.183 A1.000, 188 A6.000 9/99-3/12 | | | | | | | | | | | | | | | | | | | | |
| 19-1617 | | | R | | | | | | | 30 | | 117 | | | | | 60,6 | | | -ABS |
| 19-2536 | | | R | | | | | | 33 | 30 | | 117 | | | | | 62 | | | +ABS |
| 19-8127 | | | F | | | | | | | 37 | 72 | | | | | | 37 | | | |

FIAT

| METELLI ref | Spare Parts | | F/R | L/R | | | ABS | A | B | C | D | E | F | G | H | I | L | M | Fig | NOTE |
|---|-------------|--|-----|-----|--|--|-----|---|----|----|----|-----|---|---|---|---|---|------|-----|------|
| 1.9 DS 60 (188.031, .051, .231, .251) (44 kW) Eng.188 A3.000 9/99-3/12 | | | | | | | | | | | | | | | | | | | | |
| 19-1553 | | | F | | | | | | | 35 | 72 | | | | | | | 33 | | -ABS |
| 19-1617 | | | R | | | | | | | 30 | | 117 | | | | | | 60,6 | | -ABS |
| 19-2272 | | | F | | | | | | | 35 | 72 | | | | | | | 33 | | +ABS |
| 19-2536 | | | R | | | | | | 33 | 30 | | 117 | | | | | | 62 | | +ABS |
| 1.9 JTD (63 kW) Eng.188 A7.000 10/01-3/12 | | | | | | | | | | | | | | | | | | | | |
| 19-1575 | | | F | | | | | | | 37 | 72 | | | | | | | 37 | | -ABS |
| 19-1617 | | | R | | | | | | | 30 | | 117 | | | | | | 60,6 | | -ABS |
| 19-2536 | | | R | | | | | | 33 | 30 | | 117 | | | | | | 62 | | +ABS |
| 19-8127 | | | F | | | | | | | 37 | 72 | | | | | | | 37 | | |
| 1.9 JTD (74 kW) Eng.188 B2.000 6/03-3/12 | | | | | | | | | | | | | | | | | | | | |
| 19-1575 | | | F | | | | | | | 37 | 72 | | | | | | | 37 | | -ABS |
| 19-1617 | | | R | | | | | | | 30 | | 117 | | | | | | 60,6 | | -ABS |
| 19-2536 | | | R | | | | | | 33 | 30 | | 117 | | | | | | 62 | | +ABS |
| 19-8127 | | | F | | | | | | | 37 | 72 | | | | | | | 37 | | |
| 1.9 JTD 80 (188.237, .257, .337, .357) (59 kW) Eng.188 A2.000 9/99-3/12 | | | | | | | | | | | | | | | | | | | | |
| 19-1575 | | | F | | | | | | | 37 | 72 | | | | | | | 37 | | -ABS |
| 19-1617 | | | R | | | | | | | 30 | | 117 | | | | | | 60,6 | | -ABS |
| 19-2536 | | | R | | | | | | 33 | 30 | | 117 | | | | | | 62 | | +ABS |
| 19-8127 | | | F | | | | | | | 37 | 72 | | | | | | | 37 | | |
| Punto III (199_) 3/12-1/70 | | | | | | | | | | | | | | | | | | | | |
| 0.9 (74 kW) Eng.199 B6.000, 199 B7.000 12/13-1/70 | | | | | | | | | | | | | | | | | | | | |
| 19-2914 | | | R | | | | | | | 30 | | 120 | | | | | | 63,8 | | |
| 19-8158 | | | F | | | | | | | 35 | 72 | | | | | | | 33 | | |
| 0.9 (77 kW) Eng.199 B6.000 7/13-1/70 | | | | | | | | | | | | | | | | | | | | |
| 19-2914 | | | R | | | | | | | 30 | | 120 | | | | | | 63,8 | | |
| 19-8158 | | | F | | | | | | | 35 | 72 | | | | | | | 33 | | |

FIAT

| METELLI ref | Spare Parts | | F/R | L/R | | | ABS | A | B | C | D | E | F | G | H | I | L | M | Fig | NOTE |
|--|-------------|--|-----|-----|--|--|-----|---|---|----|----|-----|---|---|---|---|------|---|-----|------|
| 19-8158 | | | F | | | | | | | 35 | 72 | | | | | | 33 | | | |
| 1.4 (57 kW) Eng.350 A1.000 3/12-1/70 | | | | | | | | | | | | | | | | | | | | |
| 19-2914 | | | R | | | | | | | 30 | | 120 | | | | | 63,8 | | | |
| 19-8158 | | | F | | | | | | | 35 | 72 | | | | | | 33 | | | |
| 1.4 Bifuel (57 kW) Eng.350 A1.000 3/12-1/70 | | | | | | | | | | | | | | | | | | | | |
| 19-2914 | | | R | | | | | | | 30 | | 120 | | | | | 63,8 | | | |
| 19-8158 | | | F | | | | | | | 35 | 72 | | | | | | 33 | | | |
| 1.4 Multi Air (77 kW) Eng.955 A6.000 3/12-1/70 | | | | | | | | | | | | | | | | | | | | |
| 19-2914 | | | R | | | | | | | 30 | | 120 | | | | | 63,8 | | | |
| 19-8158 | | | F | | | | | | | 35 | 72 | | | | | | 33 | | | |
| 1.4 Natural Power (57 kW) Eng.350 A1.000 3/12-1/70 | | | | | | | | | | | | | | | | | | | | |
| 19-2914 | | | R | | | | | | | 30 | | 120 | | | | | 63,8 | | | |
| 19-8158 | | | F | | | | | | | 35 | 72 | | | | | | 33 | | | |
| 1.4 Turbo Multi Air (99 kW) Eng.955 A2.000 3/12-1/70 | | | | | | | | | | | | | | | | | | | | |
| 19-2914 | | | R | | | | | | | 30 | | 120 | | | | | 63,8 | | | |
| 19-8127 | | | F | | | | | | | 37 | 72 | | | | | | 37 | | | |
| Punto III Evo (199_) 7/08-1/70 | | | | | | | | | | | | | | | | | | | | |
| 1.2 (48 kW) Eng.199 A4.000 10/09-2/12 | | | | | | | | | | | | | | | | | | | | |
| 19-2914 | | | R | | | | | | | 30 | | 120 | | | | | 63,8 | | | |
| 19-8158 | | | F | | | | | | | 35 | 72 | | | | | | 33 | | | |
| 1.2 (51 kW) Eng.169 A4.000 10/09-2/12 | | | | | | | | | | | | | | | | | | | | |
| 19-2914 | | | R | | | | | | | 30 | | 120 | | | | | 63,8 | | | |
| 19-8158 | | | F | | | | | | | 35 | 72 | | | | | | 33 | | | |
| 1.3 D Multijet (51 kW) Eng.199 B2.000 7/08-2/12 | | | | | | | | | | | | | | | | | | | | |
| 19-2914 | | | R | | | | | | | 30 | | 120 | | | | | 63,8 | | | |
| 19-8127 | | | F | | | | | | | 37 | 72 | | | | | | 37 | | | |
| 1.3 D Multijet (55 kW) Eng.199 A2.000, 199 A9.000 10/09-2/12 | | | | | | | | | | | | | | | | | | | | |
| 19-2914 | | | R | | | | | | | 30 | | 120 | | | | | 63,8 | | | |

| FIAT | | | | | | | | | | | | | | | | | | | | |
|--|-------------|--|-----|-----|--|--|-----|---|---|----|----|-----|---|---|---|---|------|---|-----|------|
| METELLI ref | Spare Parts | | F/R | L/R | | | ABS | A | B | C | D | E | F | G | H | I | L | M | Fig | NOTE |
| 19-8127 | | | F | | | | | | | 37 | 72 | | | | | | 37 | | | |
| 1.3 D Multijet (62 kW) Eng.199 B4.000, 223 A9.000 10/09-2/12 | | | | | | | | | | | | | | | | | | | | |
| 19-2914 | | | R | | | | | | | 30 | | 120 | | | | | 63,8 | | | |
| 19-8127 | | | F | | | | | | | 37 | 72 | | | | | | 37 | | | |
| 1.3 D Multijet (66 kW) Eng.199 A3.000 10/09-2/12 | | | | | | | | | | | | | | | | | | | | |
| 19-2914 | | | R | | | | | | | 30 | | 120 | | | | | 63,8 | | | |
| 19-8127 | | | F | | | | | | | 37 | 72 | | | | | | 37 | | | |
| 1.3 D Multijet (70 kW) Eng.199 B1.000 10/09-2/12 | | | | | | | | | | | | | | | | | | | | |
| 19-2914 | | | R | | | | | | | 30 | | 120 | | | | | 63,8 | | | |
| 19-8127 | | | F | | | | | | | 37 | 72 | | | | | | 37 | | | |
| 1.3 D Multijet (199BXC1A) (56 kW) Eng.199 A2.000, 199 A9.000 9/10-1/70 | | | | | | | | | | | | | | | | | | | | |
| 19-2914 | | | R | | | | | | | 30 | | 120 | | | | | 63,8 | | | |
| 19-8127 | | | F | | | | | | | 37 | 72 | | | | | | 37 | | | |
| 1.4 (55 kW) Eng.199 A7.000 7/09-2/12 | | | | | | | | | | | | | | | | | | | | |
| 19-2914 | | | R | | | | | | | 30 | | 120 | | | | | 63,8 | | | |
| 19-8158 | | | F | | | | | | | 35 | 72 | | | | | | 33 | | | |
| 1.4 (57 kW) Eng.350 A1.000 10/09-2/12 | | | | | | | | | | | | | | | | | | | | |
| 19-8158 | | | F | | | | | | | 35 | 72 | | | | | | 33 | | | |
| 1.4 16V (77 kW) Eng.955 A6.000 10/09-2/12 | | | | | | | | | | | | | | | | | | | | |
| 19-2914 | | | R | | | | | | | 30 | | 120 | | | | | 63,8 | | | |
| 19-8158 | | | F | | | | | | | 35 | 72 | | | | | | 33 | | | |
| 1.4 16V (199AXW1A) (99 kW) Eng.955 A2.000 10/09-2/12 | | | | | | | | | | | | | | | | | | | | |
| 19-2914 | | | R | | | | | | | 30 | | 120 | | | | | 63,8 | | | |
| 19-8127 | | | F | | | | | | | 37 | 72 | | | | | | 37 | | | |
| 1.4 LPG (57 kW) Eng.350 A1.000 6/09-2/12 | | | | | | | | | | | | | | | | | | | | |
| 19-2914 | | | R | | | | | | | 30 | | 120 | | | | | 63,8 | | | |
| 19-8158 | | | F | | | | | | | 35 | 72 | | | | | | 33 | | | |
| 1.4 Natural Power (57 kW) Eng.350 A1.000 10/09-2/12 | | | | | | | | | | | | | | | | | | | | |
| 19-2914 | | | R | | | | | | | 30 | | 120 | | | | | 63,8 | | | |

FIAT

| METELLI ref | Spare Parts | | F/R | L/R | | | ABS | A | B | C | D | E | F | G | H | I | L | M | Fig | NOTE |
|---|-------------|--------|-----|-----|--|--|-----|---|----|----|----|-----|---|---|---|---|------|---|-----|------|
| 19-8158 | | | F | | | | | | | 35 | 72 | | | | | | 33 | | | |
| 1.6 D Multijet (88 kW) Eng.955 A3.000 10/09-2/12 | | | | | | | | | | | | | | | | | | | | |
| 19-2914 | | | R | | | | | | | 30 | | 120 | | | | | 63,8 | | | |
| Qubo (225_) 2/08-1/70 | | | | | | | | | | | | | | | | | | | | |
| 1.3 D Multijet (55 kW) Eng.199 A2.000, 199 A9.000 2/08-1/70 | | | | | | | | | | | | | | | | | | | | |
| 19-2536 | | | R | | | | | | 33 | 30 | | 117 | | | | | 62 | | | |
| 19-8127 | | | F | | | | | | | 37 | 72 | | | | | | 37 | | | |
| 1.3 D Multijet (59 kW) Eng.225 A2.000 3/15-1/70 | | | | | | | | | | | | | | | | | | | | |
| 19-1617 | | | R | | | | | | | 30 | | 117 | | | | | 60,6 | | | -ABS |
| 19-2536 | | | R | | | | | | 33 | 30 | | 117 | | | | | 62 | | | +ABS |
| 19-8127 | | | F | | | | | | | 37 | 72 | | | | | | 37 | | | |
| 1.3 D Multijet (70 kW) Eng.199 B1.000, 330 A1.000, 552 83 775 7/10-1/70 | | | | | | | | | | | | | | | | | | | | |
| 19-2536 | | | R | | | | | | 33 | 30 | | 117 | | | | | 62 | | | |
| 19-8127 | | | F | | | | | | | 37 | 72 | | | | | | 37 | | | |
| 1.4 (54 kW) Eng.KFT, KFV 2/08-1/70 | | | | | | | | | | | | | | | | | | | | |
| 19-2536 | | | R | | | | | | 33 | 30 | | 117 | | | | | 62 | | | |
| 19-8158 | | | F | | | | | | | 35 | 72 | | | | | | 33 | | | |
| 1.4 (57 kW) Eng.350 A1.000 10/09-1/70 | | | | | | | | | | | | | | | | | | | | |
| 19-1617 | | | R | | | | | | | 30 | | 117 | | | | | 60,6 | | | -ABS |
| 19-2536 | | | R | | | | | | 33 | 30 | | 117 | | | | | 62 | | | +ABS |
| 19-8158 | | | F | | | | | | | 35 | 72 | | | | | | 33 | | | |
| 1.4 Natural Power (57 kW) Eng.350 A1.000 10/09-1/70 | | | | | | | | | | | | | | | | | | | | |
| 19-2536 | | | R | | | | | | 33 | 30 | | 117 | | | | | 62 | | | |
| 19-8158 | | | F | | | | | | | 35 | 72 | | | | | | 33 | | | |
| Regata (138_) 9/83-12/90 | | | | | | | | | | | | | | | | | | | | |
| 100 Super 1.6 (70 kW) Eng.149 C3.000 10/83-7/89 | | | | | | | | | | | | | | | | | | | | |
| 19-1567 | | 03/88- | F | | | | | | | 35 | 68 | | | | | | 37 | | | |

FIAT

| METELLI ref | Spare Parts | | F/R | L/R | | ABS | A | B | C | D | E | F | G | H | I | L | M | Fig | NOTE |
|--|-------------|--------|-----|-----|--|-----|---|---|----|----|-----|---|---|---|---|------|------|-----|------|
| 19-1614 | | 05/84- | R | | | | | | 30 | | 117 | | | | | 60,6 | | | |
| 100 Super 1.6 (74 kW) Eng.149 A2.000, 149 A4.000 10/83-12/90 | | | | | | | | | | | | | | | | | | | |
| 19-1567 | | 03/88- | F | | | | | | 35 | 68 | | | | | | | 37 | | |
| 19-1614 | | 05/84- | R | | | | | | 30 | | 117 | | | | | | 60,6 | | |
| 60 Diesel 1.7 (44 kW) Eng.149 B3.000 (05.85-03.89) 5/85-3/89 | | | | | | | | | | | | | | | | | | | |
| 19-1567 | | 03/88- | F | | | | | | 35 | 68 | | | | | | | 37 | | |
| 19-1614 | | | R | | | | | | 30 | | 117 | | | | | | 60,6 | | |
| 65 Diesel 1.9 (48 kW) Eng.149 A1.000 4/84-7/89 | | | | | | | | | | | | | | | | | | | |
| 19-1567 | | 03/88- | F | | | | | | 35 | 68 | | | | | | | 37 | | |
| 19-1614 | | 05/84- | R | | | | | | 30 | | 117 | | | | | | 60,6 | | |
| 70 1.3 (48 kW) Eng.149 A3.000, 149 A7.000 9/83-7/89 | | | | | | | | | | | | | | | | | | | |
| 19-1567 | | 03/88- | F | | | | | | 35 | 68 | | | | | | | 37 | | |
| 19-1614 | | 05/84- | R | | | | | | 30 | | 117 | | | | | | 60,6 | | |
| 70 1.3 (50 kW) Eng.138 B2.000 9/83-7/86 | | | | | | | | | | | | | | | | | | | |
| 19-1614 | | 05/84- | R | | | | | | 30 | | 117 | | | | | | 60,6 | | |
| 75 1.5 (55 kW) Eng.138 B3.048, 138 C2.048, 138 C3.048, 149 C1.000 12/83-7/89 | | | | | | | | | | | | | | | | | | | |
| 19-1614 | | 05/84- | R | | | | | | 30 | | 117 | | | | | | 60,6 | | |
| 80 Turbo Diesel 1.9 (59 kW) Eng.831 D1.000 5/86-7/89 | | | | | | | | | | | | | | | | | | | |
| 19-1567 | | 03/88- | F | | | | | | 35 | 68 | | | | | | | 37 | | |
| 19-1614 | | | R | | | | | | 30 | | 117 | | | | | | 60,6 | | |
| 85 1.5 (58 kW) Eng.149 A5.000 5/85-12/87 | | | | | | | | | | | | | | | | | | | |
| 19-1614 | | | R | | | | | | 30 | | 117 | | | | | | 60,6 | | |
| 85 1.6 (60 kW) Eng.149 A.000 10/83-6/90 | | | | | | | | | | | | | | | | | | | |
| 19-1567 | | 03/88- | F | | | | | | 35 | 68 | | | | | | | 37 | | |
| 19-1614 | | 05/84- | R | | | | | | 30 | | 117 | | | | | | 60,6 | | |
| 85 Super 1.5 (60 kW) Eng.138 B3.000 9/83-4/85 | | | | | | | | | | | | | | | | | | | |
| 19-1614 | | 05/84- | R | | | | | | 30 | | 117 | | | | | | 60,6 | | |
| 90 i.e. 1.6 (66 kW) Eng.149 C2.000 1/87-7/89 | | | | | | | | | | | | | | | | | | | |
| 19-1567 | | 03/88- | F | | | | | | 35 | 68 | | | | | | | 37 | | |

FIAT

| METELLI ref | Spare Parts | | F/R | L/R | | | ABS | A | B | C | D | E | F | G | H | I | L | M | Fig | NOTE |
|---|-------------|--------|-----|-----|--|--|-----|---|---|----|----|-----|---|---|---|---|------|------|-----|------|
| 19-1614 | | | R | | | | | | | 30 | | 117 | | | | | 60,6 | | | |
| Regata Weekend (138_) 6/83-12/90 | | | | | | | | | | | | | | | | | | | | |
| 60 Diesel 1.7 (44 kW) Eng.149 B3.000 (05.85-12.89) 1/84-12/89 | | | | | | | | | | | | | | | | | | | | |
| 19-1567 | | 03/88- | F | | | | | | | 35 | 68 | | | | | | | 37 | | |
| 65 Diesel 1.9 (48 kW) Eng.149 A1.000 4/84-7/89 | | | | | | | | | | | | | | | | | | | | |
| 19-1567 | | 03/88- | F | | | | | | | 35 | 68 | | | | | | | 37 | | |
| 70 1.3 (50 kW) Eng.138 B2.000 1/84-7/89 | | | | | | | | | | | | | | | | | | | | |
| 19-1567 | | 03/88- | F | | | | | | | 35 | 68 | | | | | | | 37 | | |
| 75 1.5 (55 kW) Eng.138 B3.048, 138 C2.048, 138 C3.048, 149 C1.000 9/84-7/89 | | | | | | | | | | | | | | | | | | | | |
| 19-1567 | | 03/88- | F | | | | | | | 35 | 68 | | | | | | | 37 | | |
| 80 Turbo Diesel 1.9 (59 kW) Eng.831 D1.000 5/86-7/89 | | | | | | | | | | | | | | | | | | | | |
| 19-1567 | | 03/88- | F | | | | | | | 35 | 68 | | | | | | | 37 | | |
| 85 1.5 (60 kW) Eng.138 B3.000 1/84-4/89 | | | | | | | | | | | | | | | | | | | | |
| 19-1567 | | 03/88- | F | | | | | | | 35 | 68 | | | | | | | 37 | | |
| 90 i.e. 1.6 (66 kW) Eng.149 C2.000 1/87-7/89 | | | | | | | | | | | | | | | | | | | | |
| 19-1567 | | 03/88- | F | | | | | | | 35 | 68 | | | | | | | 37 | | |
| Ritmo (138_) / Strada 1/78-12/88 | | | | | | | | | | | | | | | | | | | | |
| 1.1 (40 kW) Eng.138 B.000, 138 B1.000, 138 C1.000 10/82-12/87 | | | | | | | | | | | | | | | | | | | | |
| 19-1614 | | 05/84- | R | | | | | | | 30 | | 117 | | | | | | 60,6 | | |
| 1.1 (43 kW) Eng.146 A4.048 4/85-12/87 | | | | | | | | | | | | | | | | | | | | |
| 19-1614 | | | R | | | | | | | 30 | | 117 | | | | | | 60,6 | | |
| 1.3 (50 kW) Eng.138 B2.000 1/83-4/85 | | | | | | | | | | | | | | | | | | | | |
| 19-1614 | | 05/84- | R | | | | | | | 30 | | 117 | | | | | | 60,6 | | |
| 1.5 (58 kW) Eng.149 A5.000 8/85-5/87 | | | | | | | | | | | | | | | | | | | | |
| 19-1614 | | | R | | | | | | | 30 | | 117 | | | | | | 60,6 | | |
| 1.5 (60 kW) Eng.138 B3.000 1/83-12/87 | | | | | | | | | | | | | | | | | | | | |
| 19-1614 | | 05/84- | R | | | | | | | 30 | | 117 | | | | | | 60,6 | | |

FIAT

| METELLI ref | Spare Parts | | F/R | L/R | | | ABS | A | B | C | D | E | F | G | H | I | L | M | Fig | NOTE |
|---|-------------|--------|-----|-----|--|--|-----|---|---|----|------|-------|---|---|---|---|---|---|------|------|
| 1.6 (66 kW) Eng.138 AR.000 12/85-12/87 | | | | | | | | | | | | | | | | | | | | |
| 19-1614 | | | R | | | | | | | 30 | | 117 | | | | | | | 60,6 | |
| 1.6 (74 kW) Eng.149 A4.000 1/83-12/87 | | | | | | | | | | | | | | | | | | | | |
| 19-1614 | | 05/84- | R | | | | | | | 30 | | 117 | | | | | | | 60,6 | |
| 1.7 Diesel (44 kW) Eng.138 C.000, 149 B3.000 (05.85-12.87) 5/85-12/87 | | | | | | | | | | | | | | | | | | | | |
| 19-1614 | | | R | | | | | | | 30 | | 117 | | | | | | | 60,6 | |
| 1.9 TD (59 kW) Eng.831 D1.000 12/85-12/87 | | | | | | | | | | | | | | | | | | | | |
| 19-1614 | | | R | | | | | | | 30 | | 117 | | | | | | | 60,6 | |
| Ritmo Cabrio (138_) / Strada 10/79-7/89 | | | | | | | | | | | | | | | | | | | | |
| 1.3 (48 kW) Eng.138 A1.000 10/79-9/83 | | | | | | | | | | | | | | | | | | | | |
| 19-1614 | | | R | | | | | | | 30 | | 117 | | | | | | | 60,6 | |
| 100 1.6 (74 kW) Eng.138 AR.048 10/85-12/87 | | | | | | | | | | | | | | | | | | | | |
| 19-1614 | | | R | | | | | | | 30 | | 117 | | | | | | | 60,6 | |
| 100 1.6 (77 kW) Eng.138 AR.000 10/85-12/87 | | | | | | | | | | | | | | | | | | | | |
| 19-1614 | | | R | | | | | | | 30 | | 117 | | | | | | | 60,6 | |
| 50 1.3 (50 kW) Eng.138 B2.000 10/85-12/87 | | | | | | | | | | | | | | | | | | | | |
| 19-1614 | | | R | | | | | | | 30 | | 117 | | | | | | | 60,6 | |
| 85 1.5 (60 kW) Eng.138 B3.000 3/83-12/86 | | | | | | | | | | | | | | | | | | | | |
| 19-1614 | | | R | | | | | | | 30 | | 117 | | | | | | | 60,6 | |
| 85 1.5 (63 kW) Eng.138 A4.000 1/80-7/89 | | | | | | | | | | | | | | | | | | | | |
| 19-1614 | | | R | | | | | | | 30 | | 117 | | | | | | | 60,6 | |
| Scudo I Combinato (220_) 2/96-12/06 | | | | | | | | | | | | | | | | | | | | |
| 1.6 (58 kW) Eng.220 A 2.000 2/96-12/06 | | | | | | | | | | | | | | | | | | | | |
| 19-1576 | | | F | | | | | | | 44 | 82,5 | | | | | | | | 37 | |
| 19-1625 | | | R | | | | 48 | | | 30 | | 119,9 | | | | | | | 70 | +ABS |
| 19-2906 | | | R | | | | 48 | | | 30 | | 120 | | | | | | | 70 | -ABS |

FIAT

| METELLI ref | Spare Parts | | F/R | L/R | | | ABS | A | B | C | D | E | F | G | H | I | L | M | Fig | NOTE |
|--|-------------|--|-----|-----|--|--|-----|---|---|----|------|-------|---|---|---|---|---|----|-----|------|
| 1.9 D (51 kW) Eng.D9B 2/96-4/98 | | | | | | | | | | | | | | | | | | | | |
| 19-1576 | | | F | | | | | | | 44 | 82,5 | | | | | | | 37 | | |
| 19-1625 | | | R | | | | 48 | | | 30 | | 119,9 | | | | | | 70 | | +ABS |
| 19-2906 | | | R | | | | 48 | | | 30 | | 120 | | | | | | 70 | | -ABS |
| 1.9 D (51 kW) Eng.WJZ (DW8) 4/98-12/06 | | | | | | | | | | | | | | | | | | | | |
| 19-1576 | | | F | | | | | | | 44 | 82,5 | | | | | | | 37 | | |
| 19-1625 | | | R | | | | 48 | | | 30 | | 119,9 | | | | | | 70 | | +ABS |
| 19-2906 | | | R | | | | 48 | | | 30 | | 120 | | | | | | 70 | | -ABS |
| 1.9 TD (68 kW) Eng.D8B 2/96-12/06 | | | | | | | | | | | | | | | | | | | | |
| 19-1576 | | | F | | | | | | | 44 | 82,5 | | | | | | | 37 | | |
| 19-1625 | | | R | | | | 48 | | | 30 | | 119,9 | | | | | | 70 | | +ABS |
| 19-2906 | | | R | | | | 48 | | | 30 | | 120 | | | | | | 70 | | -ABS |
| 1.9 TD Eco (66 kW) Eng.DHX (XUD9TF/L) 2/96-12/06 | | | | | | | | | | | | | | | | | | | | |
| 19-1576 | | | F | | | | | | | 44 | 82,5 | | | | | | | 37 | | |
| 19-1625 | | | R | | | | 48 | | | 30 | | 119,9 | | | | | | 70 | | +ABS |
| 19-2906 | | | R | | | | 48 | | | 30 | | 120 | | | | | | 70 | | -ABS |
| 2.0 16V (100 kW) Eng.RFN (EW10J4) 6/00-12/06 | | | | | | | | | | | | | | | | | | | | |
| 19-1576 | | | F | | | | | | | 44 | 82,5 | | | | | | | 37 | | |
| 19-1625 | | | R | | | | 48 | | | 30 | | 119,9 | | | | | | 70 | | +ABS |
| 19-2906 | | | R | | | | 48 | | | 30 | | 120 | | | | | | 70 | | -ABS |
| 2.0 JTD (69 kW) Eng.RHX 1/04-12/06 | | | | | | | | | | | | | | | | | | | | |
| 19-1576 | | | F | | | | | | | 44 | 82,5 | | | | | | | 37 | | |
| 19-1625 | | | R | | | | 48 | | | 30 | | 119,9 | | | | | | 70 | | +ABS |
| 19-2906 | | | R | | | | 48 | | | 30 | | 120 | | | | | | 70 | | -ABS |
| 2.0 JTD (80 kW) Eng.RHZ 12/99-12/06 | | | | | | | | | | | | | | | | | | | | |
| 19-1576 | | | F | | | | | | | 44 | 82,5 | | | | | | | 37 | | |
| 19-1625 | | | R | | | | 48 | | | 30 | | 119,9 | | | | | | 70 | | +ABS |
| 19-2906 | | | R | | | | 48 | | | 30 | | 120 | | | | | | 70 | | -ABS |

FIAT

| METELLI ref | Spare Parts | F/R | L/R | ABS | A | B | C | D | E | F | G | H | I | L | M | Fig | NOTE |
|--|-------------|-----|-----|-----|---|---|----|----|-----|---|---|---|---|------|---|-----|------|
| 2.0 D Multijet 4x4 (100 kW) Eng.RHR 1/07-3/16 | | | | | | | | | | | | | | | | | |
| 19-2803 | | F | | | | | 45 | 86 | | | | | | 44 | | | |
| Sedici (FY_, 189_) 6/06-10/14 | | | | | | | | | | | | | | | | | |
| 1.6 16V (79 kW) Eng.M16A 6/06-10/14 | | | | | | | | | | | | | | | | | |
| 19-2805 | | F | | | | | 45 | 84 | | | | | | 39 | | | |
| 1.6 16V (88 kW) Eng.M16A 6/06-10/14 | | | | | | | | | | | | | | | | | |
| 19-2805 | | F | | | | | 45 | 84 | | | | | | 39 | | | |
| 1.6 16V 4x4 (79 kW) Eng.M16A 6/06-10/14 | | | | | | | | | | | | | | | | | |
| 19-2805 | | F | | | | | 45 | 84 | | | | | | 39 | | | |
| 19-2918 | | R | | | | | | | 140 | | | | | 96 | | | |
| 1.6 16V 4x4 (88 kW) Eng.M16A 6/06-10/14 | | | | | | | | | | | | | | | | | |
| 19-2805 | | F | | | | | 45 | 84 | | | | | | 39 | | | |
| 19-2918 | | R | | | | | | | 140 | | | | | 96 | | | |
| 1.9 D Multijet (88 kW) Eng.D19AA 6/06-10/11 | | | | | | | | | | | | | | | | | |
| 19-2805 | | F | | | | | 45 | 84 | | | | | | 39 | | | |
| 1.9 D Multijet 4x4 (88 kW) Eng.D19AA 6/06-10/11 | | | | | | | | | | | | | | | | | |
| 19-2805 | | F | | | | | 45 | 84 | | | | | | 39 | | | |
| 19-2918 | | R | | | | | | | 140 | | | | | 96 | | | |
| 2.0 D Multijet (99 kW) Eng.D20AA 6/06-10/14 | | | | | | | | | | | | | | | | | |
| 19-2805 | | F | | | | | 45 | 84 | | | | | | 39 | | | |
| 2.0 D Multijet 4x4 (99 kW) Eng.D20AA 6/06-10/14 | | | | | | | | | | | | | | | | | |
| 19-2805 | | F | | | | | 45 | 84 | | | | | | 39 | | | |
| 19-2918 | | R | | | | | | | 140 | | | | | 96 | | | |
| Seicento / 600 (187_) 11/97-1/10 | | | | | | | | | | | | | | | | | |
| 0.9 (187AXA, 187AXA1A) (29 kW) Eng.1170 A1.046 11/97-12/08 | | | | | | | | | | | | | | | | | |
| 19-1565 | | F | | | | | 35 | 66 | | | | | | 33 | | | -ABS |
| 19-1614 | | R | | | | | 30 | | 117 | | | | | 60,6 | | | -ABS |

FIAT

| METELLI ref | Spare Parts | | F/R | L/R | | ABS | A | B | C | D | E | F | G | H | I | L | M | Fig | NOTE |
|---|-------------|--------|-----|-----|--|-----|---|----|----|-----|-----|---|---|---|---|------|---|-----|------|
| 19-2238 | | | F | | | | | | 35 | 66 | | | | | | 33 | | | +ABS |
| 19-2913 | | -08/05 | R | | | | | | 30 | 117 | | | | | | 64 | | | +ABS |
| 1.1 (187AXB, 187AXB1A, 187AXC1A02) (40 kW) Eng.176 B2.000, 187 A1.000 1/98-1/10 | | | | | | | | | | | | | | | | | | | |
| 19-1565 | | | F | | | | | | 35 | 66 | | | | | | 33 | | | -ABS |
| 19-1614 | | | R | | | | | | 30 | | 117 | | | | | 60,6 | | | -ABS |
| 19-2238 | | | F | | | | | | 35 | 66 | | | | | | 33 | | | +ABS |
| 19-2913 | | -08/05 | R | | | | | | 30 | 117 | | | | | | 64 | | | +ABS |
| Siena (178_, 172_) / Palio /Albea 4/96-10/13 | | | | | | | | | | | | | | | | | | | |
| 1.0 Flex (48 kW) Eng.178 D9.011, 178 F1.011 9/00-12/09 | | | | | | | | | | | | | | | | | | | |
| 19-1617 | | | R | | | | | | 30 | | 117 | | | | | 60,6 | | | -ABS |
| 19-2536 | | | R | | | | | 33 | 30 | | 117 | | | | | 62 | | | +ABS |
| 19-2560 | | -09/01 | F | | | | | | 35 | 68 | | | | | | 37 | | | |
| 1.2 (44 kW) Eng.178 C4.066, 188 A4.000 9/01-12/12 | | | | | | | | | | | | | | | | | | | |
| 19-1617 | | | R | | | | | | 30 | | 117 | | | | | 60,6 | | | -ABS |
| 19-2536 | | | R | | | | | 33 | 30 | | 117 | | | | | 62 | | | +ABS |
| 19-2560 | | | F | | | | | | 35 | 68 | | | | | | 37 | | | |
| 1.2 (54 kW) Eng.178 B5.000 (09.98-.) 9/98-12/02 | | | | | | | | | | | | | | | | | | | |
| 19-1617 | | | R | | | | | | 30 | | 117 | | | | | 60,6 | | | -ABS |
| 19-1618 | | -09/01 | R | | | 44 | | | 30 | | 117 | | | | | 61 | | | +ABS |
| 19-2560 | | | F | | | | | | 35 | 68 | | | | | | 37 | | | -ABS |
| 1.2 (59 kW) Eng.188 A5.000 9/01-12/09 | | | | | | | | | | | | | | | | | | | |
| 19-1617 | | | R | | | | | | 30 | | 117 | | | | | 60,6 | | | -ABS |
| 19-2536 | | | R | | | | | 33 | 30 | | 117 | | | | | 62 | | | +ABS |
| 19-2560 | | | F | | | | | | 35 | 68 | | | | | | 37 | | | |
| 1.2 Flex (52 kW) Eng.178 E9.011 3/04-5/05 | | | | | | | | | | | | | | | | | | | |
| 19-1617 | | | R | | | | | | 30 | | 117 | | | | | 60,6 | | | -ABS |
| 19-2536 | | | R | | | | | 33 | 30 | | 117 | | | | | 62 | | | +ABS |
| 19-2560 | | | F | | | | | | 35 | 68 | | | | | | 37 | | | |

FIAT

| METELLI ref | Spare Parts | | F/R | L/R | | ABS | A | B | C | D | E | F | G | H | I | L | M | Fig | NOTE |
|---|-------------|--------|-----|-----|--|-----|---|----|----|----|-----|---|---|---|---|------|---|-----|------|
| 1.3 JTD (51 kW) Eng.188 A9.000 9/03-12/09 | | | | | | | | | | | | | | | | | | | |
| 19-1575 | | | F | | | | | | 37 | 72 | | | | | | 37 | | | -ABS |
| 19-1617 | | | R | | | | | | 30 | | 117 | | | | | 60,6 | | | -ABS |
| 19-2536 | | | R | | | | | 33 | 30 | | 117 | | | | | 62 | | | +ABS |
| 19-8127 | | | F | | | | | | 37 | 72 | | | | | | 37 | | | +ABS |
| 1.4 (51 kW) Eng.178 B2.000 (04.96-.) 4/96-12/09 | | | | | | | | | | | | | | | | | | | |
| 19-1617 | | | R | | | | | | 30 | | 117 | | | | | 60,6 | | | -ABS |
| 19-1618 | | -09/01 | R | | | 44 | | | 30 | | 117 | | | | | 61 | | | +ABS |
| 19-2536 | | 09/01- | R | | | | | 33 | 30 | | 117 | | | | | 62 | | | +ABS |
| 19-2560 | | | F | | | | | | 35 | 68 | | | | | | 37 | | | -ABS |
| 1.4 (57 kW) Eng.178 F3.011, 350 A1.000 1/07-12/09 | | | | | | | | | | | | | | | | | | | |
| 19-1617 | | | R | | | | | | 30 | | 117 | | | | | 60,6 | | | -ABS |
| 19-2536 | | | R | | | | | 33 | 30 | | 117 | | | | | 62 | | | +ABS |
| 19-2560 | | | F | | | | | | 35 | 68 | | | | | | 37 | | | |
| 1.4 Cat (51 kW) Eng.178 B2.016 4/96-12/09 | | | | | | | | | | | | | | | | | | | |
| 19-1617 | | | R | | | | | | 30 | | 117 | | | | | 60,6 | | | -ABS |
| 19-1618 | | -09/01 | R | | | 44 | | | 30 | | 117 | | | | | 61 | | | +ABS |
| 19-2536 | | 09/01- | R | | | | | 33 | 30 | | 117 | | | | | 62 | | | +ABS |
| 19-2560 | | | F | | | | | | 35 | 68 | | | | | | 37 | | | -ABS |
| 1.5 (62 kW) Eng.178 E5.022 6/04-12/09 | | | | | | | | | | | | | | | | | | | |
| 19-1617 | | | R | | | | | | 30 | | 117 | | | | | 60,6 | | | -ABS |
| 19-2536 | | | R | | | | | 33 | 30 | | 117 | | | | | 62 | | | +ABS |
| 19-2560 | | | F | | | | | | 35 | 68 | | | | | | 37 | | | |
| 1.5 Bipower (57 kW) Eng.178 A6.011 9/03-12/05 | | | | | | | | | | | | | | | | | | | |
| 19-1617 | | | R | | | | | | 30 | | 117 | | | | | 60,6 | | | -ABS |
| 19-2536 | | | R | | | | | 33 | 30 | | 117 | | | | | 62 | | | +ABS |
| 19-2560 | | | F | | | | | | 35 | 68 | | | | | | 37 | | | |
| 1.6 (76 kW) Eng.182 B6.000 11/00-12/12 | | | | | | | | | | | | | | | | | | | |
| 19-1617 | | | R | | | | | | 30 | | 117 | | | | | 60,6 | | | -ABS |

FIAT

| METELLI ref | Spare Parts | | F/R | L/R | | ABS | A | B | C | D | E | F | G | H | I | L | M | Fig | NOTE |
|--|-------------|--------|-----|-----|--|-----|---|----|----|----|-----|---|---|---|---|------|---|-----|------|
| 19-2536 | | | R | | | | | 33 | 30 | | 117 | | | | | 62 | | | +ABS |
| 19-2560 | | | F | | | | | | 35 | 68 | | | | | | 37 | | | |
| 1.6 16V (78 kW) Eng.178 B3.000 9/98-12/09 | | | | | | | | | | | | | | | | | | | |
| 19-1617 | | | R | | | | | | 30 | | 117 | | | | | 60,6 | | | -ABS |
| 19-1618 | | -09/01 | R | | | 44 | | | 30 | | 117 | | | | | 61 | | | +ABS |
| 19-2536 | | 09/01- | R | | | | | 33 | 30 | | 117 | | | | | 62 | | | +ABS |
| 19-2560 | | | F | | | | | | 35 | 68 | | | | | | 37 | | | -ABS |
| 1.7 TD (51 kW) Eng.176 A3.000 2/06-12/09 | | | | | | | | | | | | | | | | | | | |
| 19-1617 | | | R | | | | | | 30 | | 117 | | | | | 60,6 | | | -ABS |
| 19-2536 | | | R | | | | | 33 | 30 | | 117 | | | | | 62 | | | +ABS |
| 19-2560 | | | F | | | | | | 35 | 68 | | | | | | 37 | | | |
| 1.8 (78 kW) Eng.93313090-7U 6/01-12/09 | | | | | | | | | | | | | | | | | | | |
| 19-1575 | | | F | | | | | | 37 | 72 | | | | | | 37 | | | -ABS |
| 19-1617 | | | R | | | | | | 30 | | 117 | | | | | 60,6 | | | -ABS |
| 19-2536 | | | R | | | | | 33 | 30 | | 117 | | | | | 62 | | | +ABS |
| 19-8127 | | | F | | | | | | 37 | 72 | | | | | | 37 | | | +ABS |
| 1.8 Bipower (81 kW) Eng.93313090-7U 6/04-12/09 | | | | | | | | | | | | | | | | | | | |
| 19-1617 | | | R | | | | | | 30 | | 117 | | | | | 60,6 | | | -ABS |
| 19-2536 | | | R | | | | | 33 | 30 | | 117 | | | | | 62 | | | +ABS |
| 19-2560 | | | F | | | | | | 35 | 68 | | | | | | 37 | | | |
| Stilo (192_) 10/01-12/10 | | | | | | | | | | | | | | | | | | | |
| 1.2 16V (192_XA1B) (59 kW) Eng.188 A5.000 2/02-11/06 | | | | | | | | | | | | | | | | | | | |
| 19-2272 | | -12/03 | F | | | | | | 35 | 72 | | | | | | 33 | | | |
| 19-2536 | | -12/03 | R | | | | | 33 | 30 | | 117 | | | | | 62 | | | |
| 1.4 16V (66 kW) Eng.192 B2.000 3/05-11/06 | | | | | | | | | | | | | | | | | | | |
| 19-2244 | | | F | | | | | | 37 | 74 | | | | | | 37 | | | |
| 19-2536 | | | R | | | | | 33 | 30 | | 117 | | | | | 62 | | | |

FIAT

| METELLI ref | Spare Parts | | F/R | L/R | | | ABS | A | B | C | D | E | F | G | H | I | L | M | Fig | NOTE |
|---|-------------|--|-----|-----|--|--|-----|---|----|----|------|-----|---|---|---|---|---|---|------|------|
| 1.4 16V (70 kW) Eng.843 A1.000 10/03-12/06 | | | | | | | | | | | | | | | | | | | | |
| 19-2244 | | | F | | | | | | | 37 | 74 | | | | | | | | 37 | |
| 19-2536 | | | R | | | | | | 33 | 30 | | 117 | | | | | | | 62 | |
| 1.6 (100 kW) Eng.182 B6.000 4/05-11/06 | | | | | | | | | | | | | | | | | | | | |
| 19-1617 | | | R | | | | | | | 30 | | 117 | | | | | | | 60,6 | -ABS |
| 19-2244 | | | F | | | | | | | 37 | 74 | | | | | | | | 37 | |
| 19-2536 | | | R | | | | | | 33 | 30 | | 117 | | | | | | | 62 | +ABS |
| 1.6 16V (77 kW) Eng.192 B3.000 5/05-11/06 | | | | | | | | | | | | | | | | | | | | |
| 19-2244 | | | F | | | | | | | 37 | 74 | | | | | | | | 37 | |
| 19-2536 | | | R | | | | | | 33 | 30 | | 117 | | | | | | | 62 | |
| 1.6 16V (192_XB1A) (76 kW) Eng.182 B6.000 10/01-11/06 | | | | | | | | | | | | | | | | | | | | |
| 19-2244 | | | F | | | | | | | 37 | 74 | | | | | | | | 37 | |
| 19-2536 | | | R | | | | | | 33 | 30 | | 117 | | | | | | | 62 | |
| 1.8 16V (192_XC1A) (98 kW) Eng.192 A4.000 10/01-4/07 | | | | | | | | | | | | | | | | | | | | |
| 19-2244 | | | F | | | | | | | 37 | 74 | | | | | | | | 37 | |
| 19-2536 | | | R | | | | | | 33 | 30 | | 117 | | | | | | | 62 | |
| 1.9 D Multijet (74 kW) Eng.192 A9.000 9/05-11/06 | | | | | | | | | | | | | | | | | | | | |
| 19-2244 | | | F | | | | | | | 37 | 74 | | | | | | | | 37 | |
| 19-2536 | | | R | | | | | | 33 | 30 | | 117 | | | | | | | 62 | |
| 1.9 D Multijet (88 kW) Eng.192 A8.000 9/05-11/06 | | | | | | | | | | | | | | | | | | | | |
| 19-2244 | | | F | | | | | | | 37 | 74 | | | | | | | | 37 | |
| 19-2536 | | | R | | | | | | 33 | 30 | | 117 | | | | | | | 62 | |
| 1.9 D Multijet (110 kW) Eng.937 A5.000 9/05-11/06 | | | | | | | | | | | | | | | | | | | | |
| 19-2252 | | | F | | | | | | | 42 | 82,5 | | | | | | | | 37 | |
| 19-2536 | | | R | | | | | | 33 | 30 | | 117 | | | | | | | 62 | |
| 1.9 JTD (93 kW) Eng.937 A4.000 9/03-11/06 | | | | | | | | | | | | | | | | | | | | |
| 19-2244 | | | F | | | | | | | 37 | 74 | | | | | | | | 37 | |
| 19-2252 | | | F | | | | | | | 42 | 82,5 | | | | | | | | 37 | |
| 19-2536 | | | R | | | | | | 33 | 30 | | 117 | | | | | | | 62 | |

FIAT

| METELLI ref | Spare Parts | | F/R | L/R | | | ABS | A | B | C | D | E | F | G | H | I | L | M | Fig | NOTE |
|--|-------------|--------|-----|-----|--|--|-----|---|----|----|------|-------|---|---|---|---|---|---|-----|------|
| 1.4 16V (70 kW) Eng.843 A1.000 1/04-8/08 | | | | | | | | | | | | | | | | | | | | |
| 19-2244 | | | F | | | | | | | 37 | 74 | | | | | | | | 37 | |
| 19-2690 | | 02/04- | R | | | | | | 30 | 30 | | 117,5 | | | | | | | 62 | |
| 1.6 16V (76 kW) Eng.182 B6.000 1/03-8/08 | | | | | | | | | | | | | | | | | | | | |
| 19-2244 | | | F | | | | | | | 37 | 74 | | | | | | | | 37 | |
| 19-2690 | | 02/04- | R | | | | | | 30 | 30 | | 117,5 | | | | | | | 62 | |
| 1.6 16V (77 kW) Eng.192 B3.000 3/05-12/07 | | | | | | | | | | | | | | | | | | | | |
| 19-2244 | | | F | | | | | | | 37 | 74 | | | | | | | | 37 | |
| 19-2690 | | | R | | | | | | 30 | 30 | | 117,5 | | | | | | | 62 | |
| 1.8 16V (98 kW) Eng.192 A4.000 1/03-8/08 | | | | | | | | | | | | | | | | | | | | |
| 19-2244 | | | F | | | | | | | 37 | 74 | | | | | | | | 37 | |
| 19-2690 | | 02/04- | R | | | | | | 30 | 30 | | 117,5 | | | | | | | 62 | |
| 1.9 D (66 kW) Eng.192 B5.000 9/04-8/08 | | | | | | | | | | | | | | | | | | | | |
| 19-2244 | | | F | | | | | | | 37 | 74 | | | | | | | | 37 | |
| 1.9 D Multijet (74 kW) Eng.192 A9.000 9/05-8/08 | | | | | | | | | | | | | | | | | | | | |
| 19-2244 | | | F | | | | | | | 37 | 74 | | | | | | | | 37 | |
| 19-2690 | | | R | | | | | | 30 | 30 | | 117,5 | | | | | | | 62 | |
| 1.9 D Multijet (88 kW) Eng.192 A8.000 9/05-8/08 | | | | | | | | | | | | | | | | | | | | |
| 19-2244 | | | F | | | | | | | 37 | 74 | | | | | | | | 37 | |
| 19-2690 | | | R | | | | | | 30 | 30 | | 117,5 | | | | | | | 62 | |
| 1.9 D Multijet (192DXT1B) (110 kW) Eng.937 A5.000 9/05-8/08 | | | | | | | | | | | | | | | | | | | | |
| 19-2252 | | | F | | | | | | | 42 | 82,5 | | | | | | | | 37 | |
| 19-2690 | | | R | | | | | | 30 | 30 | | 117,5 | | | | | | | 62 | |
| 1.9 JTD (59 kW) Eng.192 A3.000 1/03-8/08 | | | | | | | | | | | | | | | | | | | | |
| 19-2244 | | | F | | | | | | | 37 | 74 | | | | | | | | 37 | |
| 19-2252 | | | F | | | | | | | 42 | 82,5 | | | | | | | | 37 | |
| 19-2690 | | 02/04- | R | | | | | | 30 | 30 | | 117,5 | | | | | | | 62 | |
| 1.9 JTD (85 kW) Eng.192 A1.000, 937 A7.000 1/03-8/08 | | | | | | | | | | | | | | | | | | | | |
| 19-2244 | | | F | | | | | | | 37 | 74 | | | | | | | | 37 | |

FIAT

| METELLI ref | Spare Parts | | F/R | L/R | | ABS | A | B | C | D | E | F | G | H | I | L | M | Fig | NOTE |
|--|-------------|--------|-----|-----|--|-----|---|----|----|------|-------|---|---|---|---|------|---|-----|-----------|
| 19-2252 | | | F | | | | | | 42 | 82,5 | | | | | | 37 | | | |
| 19-2690 | | 02/04- | R | | | | | 30 | 30 | | 117,5 | | | | | 62 | | | |
| 1.9 JTD (93 kW) Eng.937 A4.000 9/03-8/08 | | | | | | | | | | | | | | | | | | | |
| 19-2244 | | | F | | | | | | 37 | 74 | | | | | | 37 | | | |
| 19-2252 | | | F | | | | | | 42 | 82,5 | | | | | | 37 | | | |
| 19-2690 | | 02/04- | R | | | | | 30 | 30 | | 117,5 | | | | | 62 | | | |
| 1.9 JTD (103 kW) Eng.192 A5.000 1/04-8/08 | | | | | | | | | | | | | | | | | | | |
| 19-2244 | | | F | | | | | | 37 | 74 | | | | | | 37 | | | |
| 19-2252 | | | F | | | | | | 42 | 82,5 | | | | | | 37 | | | |
| 19-2690 | | 02/04- | R | | | | | 30 | 30 | | 117,5 | | | | | 62 | | | |
| 2.4 20v (123 kW) Eng.192 A7.011 1/04-8/08 | | | | | | | | | | | | | | | | | | | |
| 19-1617 | | | R | | | | | | 30 | | 117 | | | | | 60,6 | | | -ABS |
| 19-2252 | | | F | | | | | | 42 | 82,5 | | | | | | 37 | | | |
| 19-2536 | | | R | | | | | 33 | 30 | | 117 | | | | | 62 | | | +ABS |
| Tempra (159_) 3/90-12/98 | | | | | | | | | | | | | | | | | | | |
| 1.4 i.e. (159.AA) (57 kW) Eng.159 A2.000 (03.91-04.93) 3/91-8/96 | | | | | | | | | | | | | | | | | | | |
| 19-1617 | | -12/92 | R | | | | | | 30 | | 117 | | | | | 60,6 | | | +/-ABS |
| 1.4 i.e. (159.AC, 159.AX) (51 kW) Eng.159 A2.000, 160 A1.046, 836 A4.000 4/90-8/96 | | | | | | | | | | | | | | | | | | | |
| 19-1617 | | -12/92 | R | | | | | | 30 | | 117 | | | | | 60,6 | | | +/-ABS |
| 1.6 (159.AD) (63 kW) Eng.159 A3.000, 159 B9.000 3/90-4/94 | | | | | | | | | | | | | | | | | | | |
| 19-1579 | | | F | | | | | | 37 | 72 | | | | | | 37 | | | +ABS, A/T |
| 19-1617 | | -12/92 | R | | | | | | 30 | | 117 | | | | | 60,6 | | | +/-ABS |
| 1.6 i.e. (159.AE) (57 kW) Eng.159 A3.046 6/90-7/92 | | | | | | | | | | | | | | | | | | | |
| 19-1579 | | | F | | | | | | 37 | 72 | | | | | | 37 | | | +ABS, A/T |
| 19-1617 | | | R | | | | | | 30 | | 117 | | | | | 60,6 | | | +/-ABS |
| 1.6 i.e. (159.AJ) (66 kW) Eng.159 B9.000 6/94-8/96 | | | | | | | | | | | | | | | | | | | |
| 19-1579 | | | F | | | | | | 37 | 72 | | | | | | 37 | | | +ABS, A/T |
| 19-1617 | | | R | | | | | | 30 | | 117 | | | | | 60,6 | | | -ABS |

FIAT

| METELLI ref | Spare Parts | | F/R | L/R | | | ABS | A | B | C | D | E | F | G | H | I | L | M | Fig | NOTE |
|--|-------------|--------|-----|-----|--|--|-----|---|---|----|----|-----|---|---|---|---|---|------|-----|-----------|
| 1.6 i.e. (159.AS, 159.AT) (55 kW) Eng.159 A3.048, 835 C1.000 6/92-8/96 | | | | | | | | | | | | | | | | | | | | |
| 19-1579 | | | F | | | | | | | 37 | 72 | | | | | | | 37 | | +ABS, A/T |
| 19-1617 | | -12/92 | R | | | | | | | 30 | | 117 | | | | | | 60,6 | | +/-ABS |
| 1.8 i.e. (159.AN) (77 kW) Eng.159 A4.046 3/92-8/96 | | | | | | | | | | | | | | | | | | | | |
| 19-1575 | | | F | | | | | | | 37 | 72 | | | | | | | 37 | | |
| 19-1617 | | | R | | | | | | | 30 | | 117 | | | | | | 60,6 | | -ABS |
| 1.8 i.e. (159.AN) (81 kW) Eng.159 A4.000 3/90-8/96 | | | | | | | | | | | | | | | | | | | | |
| 19-1575 | | | F | | | | | | | 37 | 72 | | | | | | | 37 | | |
| 19-1617 | | | R | | | | | | | 30 | | 117 | | | | | | 60,6 | | -ABS |
| 1.8 i.e. (159.AV) (76 kW) Eng.835 C2.000 9/93-8/96 | | | | | | | | | | | | | | | | | | | | |
| 19-1575 | | | F | | | | | | | 37 | 72 | | | | | | | 37 | | |
| 19-1617 | | | R | | | | | | | 30 | | 117 | | | | | | 60,6 | | -ABS |
| 1.8 i.e. (159.AZ) (66 kW) Eng.835 C4.000 9/93-8/96 | | | | | | | | | | | | | | | | | | | | |
| 19-1575 | | | F | | | | | | | 37 | 72 | | | | | | | 37 | | |
| 19-1617 | | | R | | | | | | | 30 | | 117 | | | | | | 60,6 | | -ABS |
| 1.8 i.e. (159.BY) (74 kW) Eng.836 A5.000 10/94-8/96 | | | | | | | | | | | | | | | | | | | | |
| 19-1575 | | | F | | | | | | | 37 | 72 | | | | | | | 37 | | |
| 19-1617 | | | R | | | | | | | 30 | | 117 | | | | | | 60,6 | | -ABS |
| 1.9 D (159.AG) (48 kW) Eng.149 A1.000, 160 A7.000 7/91-8/96 | | | | | | | | | | | | | | | | | | | | |
| 19-1617 | | | R | | | | | | | 30 | | 117 | | | | | | 60,6 | | -ABS |
| 1.9 TD (159.AQ) (59 kW) Eng.160 B6.046 7/92-8/96 | | | | | | | | | | | | | | | | | | | | |
| 19-1575 | | | F | | | | | | | 37 | 72 | | | | | | | 37 | | |
| 19-1617 | | | R | | | | | | | 30 | | 117 | | | | | | 60,6 | | -ABS |
| 1.9 TD (159.CU, 159.AU, 159.AI, 159.BI) (66 kW) Eng.160 A6.000, 160 D1.000 5/90-8/96 | | | | | | | | | | | | | | | | | | | | |
| 19-1575 | | | F | | | | | | | 37 | 72 | | | | | | | 37 | | |
| 19-1617 | | | R | | | | | | | 30 | | 117 | | | | | | 60,6 | | -ABS |
| 2.0 (80 kW) Eng.159 A6.046 4/90-6/93 | | | | | | | | | | | | | | | | | | | | |
| 19-1575 | | | F | | | | | | | 37 | 72 | | | | | | | 37 | | |

FIAT

| METELLI ref | Spare Parts | | F/R | L/R | | ABS | A | B | C | D | E | F | G | H | I | L | M | Fig | NOTE |
|--|-------------|--------|-----|-----|--|-----|---|---|----|----|-----|---|---|---|---|---|------|-----|-----------|
| 2.0 (81 kW) Eng.159 A6.046 5/94-12/98 | | | | | | | | | | | | | | | | | | | |
| 19-1575 | | | F | | | | | | 37 | 72 | | | | | | | 37 | | |
| 2.0 i.e. (159.AP) (83 kW) Eng.159 A6.046 10/90-9/96 | | | | | | | | | | | | | | | | | | | |
| 19-1575 | | | F | | | | | | 37 | 72 | | | | | | | 37 | | |
| 19-1617 | | | R | | | | | | 30 | | 117 | | | | | | 60,6 | | -ABS |
| Tempra S.W. (159_) 3/90-12/96 | | | | | | | | | | | | | | | | | | | |
| 1.4 i.e. (159.AC, 159.AX) (51 kW) Eng.159 A2.000, 160 A1.046, 836 A4.000 10/92-8/96 | | | | | | | | | | | | | | | | | | | |
| 19-1617 | | -12/92 | R | | | | | | 30 | | 117 | | | | | | 60,6 | | +/-ABS |
| 1.4 i.e. (159.AC) (57 kW) Eng.159 A2.000 (03.91-04.93) 3/91-8/96 | | | | | | | | | | | | | | | | | | | |
| 19-1617 | | -12/92 | R | | | | | | 30 | | 117 | | | | | | 60,6 | | +/-ABS |
| 1.6 (63 kW) Eng.159 A3.000 (12.90-04.93) 12/90-4/93 | | | | | | | | | | | | | | | | | | | |
| 19-1579 | | | F | | | | | | 37 | 72 | | | | | | | 37 | | +ABS, A/T |
| 19-1617 | | -12/92 | R | | | | | | 30 | | 117 | | | | | | 60,6 | | +/-ABS |
| 1.6 i.e. (159.AE) (57 kW) Eng.159 A3.046 (10.90-08.93), 835 C1.000 (09.93-) 10/90-8/96 | | | | | | | | | | | | | | | | | | | |
| 19-1579 | | | F | | | | | | 37 | 72 | | | | | | | 37 | | +ABS, A/T |
| 19-1617 | | -12/92 | R | | | | | | 30 | | 117 | | | | | | 60,6 | | +/-ABS |
| 1.6 i.e. (159.AJ) (66 kW) Eng.159 B9.000 6/94-8/96 | | | | | | | | | | | | | | | | | | | |
| 19-1579 | | | F | | | | | | 37 | 72 | | | | | | | 37 | | +ABS, A/T |
| 19-1617 | | | R | | | | | | 30 | | 117 | | | | | | 60,6 | | -ABS |
| 1.6 i.e. (159.AS, 159.AT) (55 kW) Eng.159 A3.048, 835 C1.000 10/92-8/96 | | | | | | | | | | | | | | | | | | | |
| 19-1579 | | | F | | | | | | 37 | 72 | | | | | | | 37 | | +ABS, A/T |
| 19-1617 | | -12/92 | R | | | | | | 30 | | 117 | | | | | | 60,6 | | +/-ABS |
| 1.8 i.e. (159.AN) (77 kW) Eng.159 A4.046 3/92-12/93 | | | | | | | | | | | | | | | | | | | |
| 19-1575 | | | F | | | | | | 37 | 72 | | | | | | | 37 | | |
| 19-1617 | | | R | | | | | | 30 | | 117 | | | | | | 60,6 | | -ABS |
| 1.8 i.e. (159.AN) (81 kW) Eng.159 A4.000 3/90-8/96 | | | | | | | | | | | | | | | | | | | |
| 19-1575 | | | F | | | | | | 37 | 72 | | | | | | | 37 | | |
| 19-1617 | | | R | | | | | | 30 | | 117 | | | | | | 60,6 | | -ABS |

FIAT

| METELLI ref | Spare Parts | | F/R | L/R | | | ABS | A | B | C | D | E | F | G | H | I | L | M | Fig | NOTE |
|--|-------------|--|-----|-----|--|--|-----|---|---|----|----|-----|---|---|---|---|---|------|-----|------|
| 1.8 i.e. (159.AV) (76 kW) Eng.835 C2.000 9/93-8/96 | | | | | | | | | | | | | | | | | | | | |
| 19-1575 | | | F | | | | | | | 37 | 72 | | | | | | | 37 | | |
| 19-1617 | | | R | | | | | | | 30 | | 117 | | | | | | 60,6 | | -ABS |
| 1.8 i.e. (159.AZ) (66 kW) Eng.835 C4.000 9/93-8/96 | | | | | | | | | | | | | | | | | | | | |
| 19-1575 | | | F | | | | | | | 37 | 72 | | | | | | | 37 | | |
| 19-1617 | | | R | | | | | | | 30 | | 117 | | | | | | 60,6 | | -ABS |
| 1.8 i.e. (159.BY) (74 kW) Eng.836 A5.000 10/94-8/96 | | | | | | | | | | | | | | | | | | | | |
| 19-1575 | | | F | | | | | | | 37 | 72 | | | | | | | 37 | | |
| 19-1617 | | | R | | | | | | | 30 | | 117 | | | | | | 60,6 | | -ABS |
| 1.9 D (159.AG) (48 kW) Eng.149 A1.000, 160 A7.000 7/91-8/96 | | | | | | | | | | | | | | | | | | | | |
| 19-1617 | | | R | | | | | | | 30 | | 117 | | | | | | 60,6 | | -ABS |
| 1.9 TD (159.AI, 159.BI, 159.CU, 159.AU) (66 kW) Eng.160 A6.000, 160 D1.000 7/91-2/95 | | | | | | | | | | | | | | | | | | | | |
| 19-1575 | | | F | | | | | | | 37 | 72 | | | | | | | 37 | | |
| 19-1617 | | | R | | | | | | | 30 | | 117 | | | | | | 60,6 | | -ABS |
| 1.9 TD (159.AQ) (59 kW) Eng.160 B6.046 3/92-6/93 | | | | | | | | | | | | | | | | | | | | |
| 19-1575 | | | F | | | | | | | 37 | 72 | | | | | | | 37 | | |
| 19-1617 | | | R | | | | | | | 30 | | 117 | | | | | | 60,6 | | -ABS |
| 2.0 i.e. (159.AP) (83 kW) Eng.159 A6.046 1/91-3/95 | | | | | | | | | | | | | | | | | | | | |
| 19-1575 | | | F | | | | | | | 37 | 72 | | | | | | | 37 | | |
| 19-1617 | | | R | | | | | | | 30 | | 117 | | | | | | 60,6 | | -ABS |
| 2.0 i.e. 4x4 (159.AP) (83 kW) Eng.159 A6.046 3/92-3/95 | | | | | | | | | | | | | | | | | | | | |
| 19-1573 | | | R | | | | | | | 37 | 72 | | | | | | | 37 | | |
| 19-1575 | | | F | | | | | | | 37 | 72 | | | | | | | 37 | | |
| Tipo I (160_) 7/87-10/95 | | | | | | | | | | | | | | | | | | | | |
| 1.1 (160.AA) (41 kW) Eng.160 A3.000 (01.88-.) 1/88-10/91 | | | | | | | | | | | | | | | | | | | | |
| 19-1565 | | | F | | | | | | | 35 | 66 | | | | | | | 33 | | |
| 19-1617 | | | R | | | | | | | 30 | | 117 | | | | | | 60,6 | | |

| FIAT | | | | | | | | | | | | | | | | | | | | |
|--|-------------|--------|-----|-----|--|--|-----|---|---|----|----|-----|---|---|---|---|---|---|------|-----------------|
| METELLI ref | Spare Parts | | F/R | L/R | | | ABS | A | B | C | D | E | F | G | H | I | L | M | Fig | NOTE |
| 1.4 (160.AC) (52 kW) Eng.160 A1.000, 160 A1.048 7/87-12/89 | | | | | | | | | | | | | | | | | | | | |
| 19-1565 | | | F | | | | | | | 35 | 66 | | | | | | | | 33 | |
| 19-1617 | | | R | | | | | | | 30 | | 117 | | | | | | | 60,6 | |
| 1.4 i.e. (57 kW) Eng.159 A2.000 5/89-4/95 | | | | | | | | | | | | | | | | | | | | |
| 19-1565 | | | F | | | | | | | 35 | 66 | | | | | | | | 33 | |
| 19-1617 | | -02/93 | R | | | | | | | 30 | | 117 | | | | | | | 60,6 | +/-ABS |
| 1.4 i.e. (160.AP, 160.AD, 160.EA) (51 kW) Eng.160 A1.046, 160 A1.048, 836 A4.000 5/89-4/95 | | | | | | | | | | | | | | | | | | | | |
| 19-1565 | | | F | | | | | | | 35 | 66 | | | | | | | | 33 | |
| 19-1617 | | -02/93 | R | | | | | | | 30 | | 117 | | | | | | | 60,6 | +/-ABS |
| 1.6 (160.AE) (61 kW) Eng.160 A2.000 1/88-10/91 | | | | | | | | | | | | | | | | | | | | |
| 19-1617 | | | R | | | | | | | 30 | | 117 | | | | | | | 60,6 | +/-ABS, M/T+A/T |
| 1.6 i.e. (66 kW) Eng.149 C2.046 2/88-5/91 | | | | | | | | | | | | | | | | | | | | |
| 19-1617 | | | R | | | | | | | 30 | | 117 | | | | | | | 60,6 | +/-ABS, M/T+A/T |
| 1.6 i.e. (160.A1, 160.EC, 160.EB) (55 kW) Eng.159 A3.048, 835 C1.000 10/92-4/95 | | | | | | | | | | | | | | | | | | | | |
| 19-1617 | | -02/93 | R | | | | | | | 30 | | 117 | | | | | | | 60,6 | +/-ABS, M/T+A/T |
| 1.6 i.e. (160.AF) (57 kW) Eng.159 A3.046 7/90-1/93 | | | | | | | | | | | | | | | | | | | | |
| 19-1617 | | | R | | | | | | | 30 | | 117 | | | | | | | 60,6 | +/-ABS, M/T+A/T |
| 1.7 D (160.AG) (43 kW) Eng.149 B4.000 1/88-10/94 | | | | | | | | | | | | | | | | | | | | |
| 19-1617 | | -02/93 | R | | | | | | | 30 | | 117 | | | | | | | 60,6 | +/-ABS |
| 1.8 i.e (71 kW) Eng.836 A5.000 3/93-4/95 | | | | | | | | | | | | | | | | | | | | |
| 19-1575 | | | F | | | | | | | 37 | 72 | | | | | | | | 37 | |
| 19-1617 | | | R | | | | | | | 30 | | 117 | | | | | | | 60,6 | -ABS |
| 1.8 i.e. (66 kW) Eng.835 C4.000 9/93-4/95 | | | | | | | | | | | | | | | | | | | | |
| 19-1575 | | | F | | | | | | | 37 | 72 | | | | | | | | 37 | |
| 19-1617 | | | R | | | | | | | 30 | | 117 | | | | | | | 60,6 | -ABS |
| 1.8 i.e. (81 kW) Eng.159 A4.000 10/90-6/93 | | | | | | | | | | | | | | | | | | | | |
| 19-1575 | | | F | | | | | | | 37 | 72 | | | | | | | | 37 | |
| 19-1617 | | -02/93 | R | | | | | | | 30 | | 117 | | | | | | | 60,6 | +/-ABS |

FIAT

| METELLI ref | Spare Parts | | F/R | L/R | | | ABS | A | B | C | D | E | F | G | H | I | L | M | Fig | NOTE |
|--|-------------|--------|-----|-----|--|--|-----|---|---|----|----|-----|---|---|---|---|---|------|-----|--------|
| 1.8 i.e. (160.AY) (77 kW) Eng.159 A4.046 10/90-6/93 | | | | | | | | | | | | | | | | | | | | |
| 19-1575 | | | F | | | | | | | 37 | 72 | | | | | | | 37 | | |
| 19-1617 | | -02/93 | R | | | | | | | 30 | | 117 | | | | | | 60,6 | | +/-ABS |
| 1.8 i.e. (160.ED) (76 kW) Eng.835 C2.000 4/93-4/95 | | | | | | | | | | | | | | | | | | | | |
| 19-1575 | | | F | | | | | | | 37 | 72 | | | | | | | 37 | | |
| 19-1617 | | | R | | | | | | | 30 | | 117 | | | | | | 60,6 | | -ABS |
| 1.8 i.e. (160.EQ, 160.AM) (74 kW) Eng.159 A4.000, 836 A5.000 10/94-10/95 | | | | | | | | | | | | | | | | | | | | |
| 19-1575 | | | F | | | | | | | 37 | 72 | | | | | | | 37 | | |
| 19-1617 | | | R | | | | | | | 30 | | 117 | | | | | | 60,6 | | -ABS |
| 1.8 i.e.16V Sport (100 kW) Eng.160 A5.000 11/89-6/92 | | | | | | | | | | | | | | | | | | | | |
| 19-1575 | | | F | | | | | | | 37 | 72 | | | | | | | 37 | | |
| 19-1617 | | | R | | | | | | | 30 | | 117 | | | | | | 60,6 | | -ABS |
| 1.9 D (48 kW) Eng.149 A1.000, 160 A7.000 7/91-8/95 | | | | | | | | | | | | | | | | | | | | |
| 19-1617 | | -02/93 | R | | | | | | | 30 | | 117 | | | | | | 60,6 | | +/-ABS |
| 1.9 TD (160.AW) (59 kW) Eng.160 B6.046 3/92-6/93 | | | | | | | | | | | | | | | | | | | | |
| 19-1575 | | | F | | | | | | | 37 | 72 | | | | | | | 37 | | |
| 19-1617 | | | R | | | | | | | 30 | | 117 | | | | | | 60,6 | | -ABS |
| 1.9 TD (160.EL, 160.GL, 160.AQ, 160.EI, 160.AR) (66 kW) Eng.160 A6.000, 160 A6.046, 160 D1.000 9/90-4/95 | | | | | | | | | | | | | | | | | | | | |
| 19-1575 | | | F | | | | | | | 37 | 72 | | | | | | | 37 | | |
| 19-1617 | | | R | | | | | | | 30 | | 117 | | | | | | 60,6 | | -ABS |
| 2.0 16V (160.AV) (107 kW) Eng.160 A8.046 7/91-4/95 | | | | | | | | | | | | | | | | | | | | |
| 19-1575 | | | F | | | | | | | 37 | 72 | | | | | | | 37 | | |
| 19-1617 | | | R | | | | | | | 30 | | 117 | | | | | | 60,6 | | -ABS |
| 2.0 i.e. (160.AJ) (80 kW) Eng.159 A5.046 6/90-3/92 | | | | | | | | | | | | | | | | | | | | |
| 19-1575 | | | F | | | | | | | 37 | 72 | | | | | | | 37 | | |
| 19-1617 | | | R | | | | | | | 30 | | 117 | | | | | | 60,6 | | -ABS |
| 2.0 i.e. (160.AT, 160.AJ) (83 kW) Eng.159 A6.046 3/90-4/95 | | | | | | | | | | | | | | | | | | | | |
| 19-1575 | | | F | | | | | | | 37 | 72 | | | | | | | 37 | | |
| 19-1617 | | | R | | | | | | | 30 | | 117 | | | | | | 60,6 | | -ABS |

FIAT

| METELLI ref | Spare Parts | | F/R | L/R | | | ABS | A | B | C | D | E | F | G | H | I | L | M | Fig | NOTE |
|--|-------------|--|-----|-----|--|--|-----|---|---|----|----|-------|---|---|---|---|---|------|-----|------|
| 2.0 i.e. 16V Sport (160.EF) (102 kW) Eng.836 A3.000 3/93-4/95 | | | | | | | | | | | | | | | | | | | | |
| 19-1575 | | | F | | | | | | | 37 | 72 | | | | | | | 37 | | |
| 19-1617 | | | R | | | | | | | 30 | | 117 | | | | | | 60,6 | | -ABS |
| Tipo II Hatchback (357_) / Egea 3/16-1/70 | | | | | | | | | | | | | | | | | | | | |
| 1.0 (74 kW) Eng.552 82 151 11/20-1/70 | | | | | | | | | | | | | | | | | | | | |
| 19-2244 | | | F | | | | | | | 37 | 74 | | | | | | | 37 | | |
| 1.3 D (70 kW) Eng.552 66 963, 552 83 775 3/16-10/20 | | | | | | | | | | | | | | | | | | | | |
| 19-2244 | | | F | | | | | | | 37 | 74 | | | | | | | 37 | | |
| 1.4 (70 kW) Eng.843 A1.000 3/16-10/20 | | | | | | | | | | | | | | | | | | | | |
| 19-2244 | | | F | | | | | | | 37 | 74 | | | | | | | 37 | | |
| 1.4 (88 kW) Eng.940 B7.000 3/16-10/20 | | | | | | | | | | | | | | | | | | | | |
| 19-2244 | | | F | | | | | | | 37 | 74 | | | | | | | 37 | | |
| 1.4 LPG (88 kW) Eng.940 B7.000 5/16-10/20 | | | | | | | | | | | | | | | | | | | | |
| 19-2244 | | | F | | | | | | | 37 | 74 | | | | | | | 37 | | |
| 19-2983 | | | R | | | | | | | 30 | | 117,5 | | | | | | 61,6 | | |
| 1.6 (81 kW) Eng.552 68 036 7/16-10/20 | | | | | | | | | | | | | | | | | | | | |
| 19-2244 | | | F | | | | | | | 37 | 74 | | | | | | | 37 | | |
| 1.6 D (84 kW) Eng.552 60 384, 552 80 444 9/16-10/20 | | | | | | | | | | | | | | | | | | | | |
| 19-2244 | | | F | | | | | | | 37 | 74 | | | | | | | 37 | | |
| 1.6 D (88 kW) Eng.552 60 384, 552 80 444 3/16-10/20 | | | | | | | | | | | | | | | | | | | | |
| 19-2244 | | | F | | | | | | | 37 | 74 | | | | | | | 37 | | |
| 1.6 D (96 kW) Eng.463 46 020 11/20-1/70 | | | | | | | | | | | | | | | | | | | | |
| 19-2244 | | | F | | | | | | | 37 | 74 | | | | | | | 37 | | |
| Tipo II Sedan (356_) / Egea 10/15-1/70 | | | | | | | | | | | | | | | | | | | | |
| 1.0 (74 kW) Eng.552 82 151 11/20-1/70 | | | | | | | | | | | | | | | | | | | | |
| 19-2244 | | | F | | | | | | | 37 | 74 | | | | | | | 37 | | |

FIAT

| METELLI ref | Spare Parts | | F/R | L/R | | | ABS | A | B | C | D | E | F | G | H | I | L | M | Fig | NOTE |
|--|-------------|--|-----|-----|--|--|-----|---|---|----|----|-------|---|---|---|---|---|------|-----|------|
| 1.3 D (70 kW) Eng.199 B1.000, 552 66 963, 552 83 775 10/15-10/20 | | | | | | | | | | | | | | | | | | | | |
| 19-2244 | | | F | | | | | | | 37 | 74 | | | | | | | 37 | | |
| 1.4 (70 kW) Eng.843 A1.000 10/15-10/20 | | | | | | | | | | | | | | | | | | | | |
| 19-2244 | | | F | | | | | | | 37 | 74 | | | | | | | 37 | | |
| 1.4 LPG (88 kW) Eng.940 B7.000 5/16-10/20 | | | | | | | | | | | | | | | | | | | | |
| 19-2244 | | | F | | | | | | | 37 | 74 | | | | | | | 37 | | |
| 19-2983 | | | R | | | | | | | 30 | | 117,5 | | | | | | 61,6 | | |
| 1.6 (81 kW) Eng.552 68 036 10/15-10/20 | | | | | | | | | | | | | | | | | | | | |
| 19-2244 | | | F | | | | | | | 37 | 74 | | | | | | | 37 | | |
| 1.6 D (84 kW) Eng.552 60 384 9/16-10/20 | | | | | | | | | | | | | | | | | | | | |
| 19-2244 | | | F | | | | | | | 37 | 74 | | | | | | | 37 | | |
| 1.6 D (88 kW) Eng.552 60 384, 940 C1.000 10/15-10/20 | | | | | | | | | | | | | | | | | | | | |
| 19-2244 | | | F | | | | | | | 37 | 74 | | | | | | | 37 | | |
| Tipo II SW (357_) / Egea 3/16-1/70 | | | | | | | | | | | | | | | | | | | | |
| 1.0 (74 kW) Eng.552 82 151 11/20-1/70 | | | | | | | | | | | | | | | | | | | | |
| 19-2244 | | | F | | | | | | | 37 | 74 | | | | | | | 37 | | |
| 1.3 D (70 kW) Eng.552 66 963, 552 83 775 3/16-10/20 | | | | | | | | | | | | | | | | | | | | |
| 19-2244 | | | F | | | | | | | 37 | 74 | | | | | | | 37 | | |
| 1.4 (70 kW) Eng.843 A1.000 3/16-10/20 | | | | | | | | | | | | | | | | | | | | |
| 19-2244 | | | F | | | | | | | 37 | 74 | | | | | | | 37 | | |
| 1.4 (88 kW) Eng.940 B7.000 3/16-10/20 | | | | | | | | | | | | | | | | | | | | |
| 19-2244 | | | F | | | | | | | 37 | 74 | | | | | | | 37 | | |
| 1.4 LPG (88 kW) Eng.940 B7.000 5/16-10/20 | | | | | | | | | | | | | | | | | | | | |
| 19-2244 | | | F | | | | | | | 37 | 74 | | | | | | | 37 | | |
| 19-2983 | | | R | | | | | | | 30 | | 117,5 | | | | | | 61,6 | | |
| 1.6 (81 kW) Eng.552 68 036 7/16-10/20 | | | | | | | | | | | | | | | | | | | | |
| 19-2244 | | | F | | | | | | | 37 | 74 | | | | | | | 37 | | |

FIAT

| METELLI ref | Spare Parts | F/R | L/R | ABS | A | B | C | D | E | F | G | H | I | L | M | Fig | NOTE |
|---|-------------|-----|-----|-----|---|---|----|------|-------|---|---|---|---|----|---|-----|------|
| 1.6 D (84 kW) Eng.552 60 384, 552 80 444 9/16-10/20 | | | | | | | | | | | | | | | | | |
| 19-2244 | | F | | | | | 37 | 74 | | | | | | 37 | | | |
| 1.6 D (88 kW) Eng.552 60 384, 552 80 444 3/16-10/20 | | | | | | | | | | | | | | | | | |
| 19-2244 | | F | | | | | 37 | 74 | | | | | | 37 | | | |
| 1.6 D (96 kW) Eng.463 46 020 11/20-1/70 | | | | | | | | | | | | | | | | | |
| 19-2244 | | F | | | | | 37 | 74 | | | | | | 37 | | | |
| Ulysse I (220_) 6/94-8/02 | | | | | | | | | | | | | | | | | |
| 1.8 (220.BB5) (73 kW) Eng.LFW (XU7JP) (05.97-.) 5/97-8/02 | | | | | | | | | | | | | | | | | |
| 19-1576 | | F | | | | | 44 | 82,5 | | | | | | 37 | | | |
| 19-1625 | | R | | 48 | | | 30 | | 119,9 | | | | | 70 | | | +ABS |
| 1.9 TD (220AH5) (66 kW) Eng.DHX (XUD9TF/L) 2/95-8/02 | | | | | | | | | | | | | | | | | |
| 19-1576 | | F | | | | | 44 | 82,5 | | | | | | 37 | | | |
| 19-1625 | | R | | 48 | | | 30 | | 119,9 | | | | | 70 | | | +ABS |
| 2.0 (220.AC5) (89 kW) Eng.RFU (XU10J2C) 6/94-8/02 | | | | | | | | | | | | | | | | | |
| 19-1576 | | F | | | | | 44 | 82,5 | | | | | | 37 | | | |
| 19-1625 | | R | | 48 | | | 30 | | 119,9 | | | | | 70 | | | +ABS |
| 2.0 16V (97 kW) Eng.RFV (07.98-.) 5/98-9/00 | | | | | | | | | | | | | | | | | |
| 19-1576 | | F | | | | | 44 | 82,5 | | | | | | 37 | | | |
| 19-1625 | | R | | 48 | | | 30 | | 119,9 | | | | | 70 | | | +ABS |
| 2.0 16V (100 kW) Eng.RFN (EW10J4) 9/00-8/02 | | | | | | | | | | | | | | | | | |
| 19-1576 | | F | | | | | 44 | 82,5 | | | | | | 37 | | | |
| 19-1625 | | R | | 48 | | | 30 | | 119,9 | | | | | 70 | | | +ABS |
| 2.0 JTD (80 kW) Eng.RHZ 10/99-8/02 | | | | | | | | | | | | | | | | | |
| 19-1576 | | F | | | | | 44 | 82,5 | | | | | | 37 | | | |
| 19-1625 | | R | | 48 | | | 30 | | 119,9 | | | | | 70 | | | +ABS |
| 2.0 JTD 16V (80 kW) Eng.RHW (DW10ATED4) 5/99-8/02 | | | | | | | | | | | | | | | | | |
| 19-1576 | | F | | | | | 44 | 82,5 | | | | | | 37 | | | |
| 19-1625 | | R | | 48 | | | 30 | | 119,9 | | | | | 70 | | | +ABS |

FIAT

| METELLI ref | Spare Parts | | F/R | L/R | | | ABS | A | B | C | D | E | F | G | H | I | L | M | Fig | NOTE |
|--|-------------|--|-----|-----|--|--|-----|---|---|----|------|-------|---|---|---|---|---|---|-----|------|
| 2.0 Turbo (220.AD5) (108 kW) Eng.RGX (XU10J2CTE) 6/94-8/02 | | | | | | | | | | | | | | | | | | | | |
| 19-1576 | | | F | | | | | | | 44 | 82,5 | | | | | | | | 37 | |
| 19-1625 | | | R | | | | 48 | | | 30 | | 119,9 | | | | | | | 70 | +ABS |
| 2.1 TD (80 kW) Eng.P8C 3/96-10/99 | | | | | | | | | | | | | | | | | | | | |
| 19-1576 | | | F | | | | | | | 44 | 82,5 | | | | | | | | 37 | |
| 19-1625 | | | R | | | | 48 | | | 30 | | 119,9 | | | | | | | 70 | +ABS |
| Uno I (146_) 1/83-1/70 | | | | | | | | | | | | | | | | | | | | |
| 0.9 45 (33 kW) Eng.146 A.000, 146 A1.000 3/83-9/92 | | | | | | | | | | | | | | | | | | | | |
| 19-1554 | | | F | | | | | | | 30 | 60 | | | | | | | | 37 | |
| 1.0 (31 kW) Eng.156 A2.000 6/89-2/92 | | | | | | | | | | | | | | | | | | | | |
| 19-1554 | | | F | | | | | | | 30 | 60 | | | | | | | | 37 | |
| 1.0 (41 kW) Eng.146 C4.011, 146 C8.000 5/93-8/00 | | | | | | | | | | | | | | | | | | | | |
| 19-1554 | | | F | | | | | | | 30 | 60 | | | | | | | | 37 | |
| 1.0 (42 kW) Eng.146 A7.011, 146 C8.000 5/93-6/01 | | | | | | | | | | | | | | | | | | | | |
| 19-1554 | | | F | | | | | | | 30 | 60 | | | | | | | | 37 | |
| 1.0 45 (146A.ED) (32 kW) Eng.156 A2.048, 156 A2.100 6/86-12/93 | | | | | | | | | | | | | | | | | | | | |
| 19-1554 | | | F | | | | | | | 30 | 60 | | | | | | | | 37 | |
| 1.0 45 i.e. (33 kW) Eng.156 A2.000, 156 A2.246 10/84-10/95 | | | | | | | | | | | | | | | | | | | | |
| 19-1554 | | | F | | | | | | | 30 | 60 | | | | | | | | 37 | |
| 1.0 iE (34 kW) Eng.156 A2.246 5/98-8/00 | | | | | | | | | | | | | | | | | | | | |
| 19-1554 | | | F | | | | | | | 30 | 60 | | | | | | | | 37 | |
| 1.1 (41 kW) Eng.160 A3.000 4/86-6/06 | | | | | | | | | | | | | | | | | | | | |
| 19-1554 | | | F | | | | | | | 30 | 60 | | | | | | | | 37 | |
| 1.1 (43 kW) Eng.146 A4.048, 160 A3.000 10/88-6/06 | | | | | | | | | | | | | | | | | | | | |
| 19-1554 | | | F | | | | | | | 30 | 60 | | | | | | | | 37 | |
| 1.1 (146A.EG) 60 (43 kW) Eng.146 A4.048 5/85-8/89 | | | | | | | | | | | | | | | | | | | | |
| 19-1554 | | | F | | | | | | | 30 | 60 | | | | | | | | 37 | |

FIAT

| METELLI ref | Spare Parts | | F/R | L/R | | | ABS | A | B | C | D | E | F | G | H | I | L | M | Fig | NOTE |
|--|-------------|--------|-----|-----|--|--|-----|---|---|----|----|---|---|---|---|---|---|----|-----|-----------|
| 1.4 Turbo (77 kW) Eng.146 A8.000 10/88-8/00 | | | | | | | | | | | | | | | | | | | | |
| 19-1567 | | | F | | | | | | | 35 | 68 | | | | | | | 37 | | |
| 1.4 Turbo i.e. (82 kW) Eng.146 A8.046 9/89-9/93 | | | | | | | | | | | | | | | | | | | | |
| 19-1567 | | | F | | | | | | | 35 | 68 | | | | | | | 37 | | |
| 1.4 Turbo i.e. (87 kW) Eng.146 A8.000 12/89-12/96 | | | | | | | | | | | | | | | | | | | | |
| 19-1567 | | | F | | | | | | | 35 | 68 | | | | | | | 37 | | |
| 1.5 75 i.e. (55 kW) Eng.138 C2.048, 149 C1.000 10/85-12/93 | | | | | | | | | | | | | | | | | | | | |
| 19-1554 | | -12/88 | F | | | | | | | 30 | 60 | | | | | | | 37 | | |
| 1.7 D 60 (42 kW) Eng.146 B2.000 9/89-12/93 | | | | | | | | | | | | | | | | | | | | |
| 19-1567 | | | F | | | | | | | 35 | 68 | | | | | | | 37 | | |
| 1.7 D 60 (44 kW) Eng.149 B3.000 (07.86-08.89) 7/86-8/89 | | | | | | | | | | | | | | | | | | | | |
| 19-1567 | | 03/88- | F | | | | | | | 35 | 68 | | | | | | | 37 | | |
| 1.9 D (44 kW) Eng.149 B5.046 (09.89-03.94) 9/89-3/94 | | | | | | | | | | | | | | | | | | | | |
| 19-1567 | | | F | | | | | | | 35 | 68 | | | | | | | 37 | | |
| X 1/9 (128_) 5/73-12/89 | | | | | | | | | | | | | | | | | | | | |
| 1.3 (55 kW) Eng.128 AS.000 5/73-12/79 | | | | | | | | | | | | | | | | | | | | |
| 19-1554 | | -10/75 | F/R | | | | | | | 30 | 60 | | | | | | | 37 | | |
| FIAT HCV | | | | | | | | | | | | | | | | | | | | |
| Ducato I Bus (280_) 1/82-9/90 | | | | | | | | | | | | | | | | | | | | |
| 1.8 (51 kW) Eng.XM7T 7/82-12/88 | | | | | | | | | | | | | | | | | | | | |
| 19-1585 | | | F | | | | | | | 50 | 80 | | | | | | | 20 | | |
| 19-1626 | | 01/86- | R | L | | | | | | 30 | 68 | | | | | | | 19 | | 10-13-14Q |
| 19-1627 | | 01/86- | R | R | | | | | | 30 | 55 | | | | | | | 17 | | 10-13-14Q |
| 19-1634 | | -12/86 | R | R | | | | | | 30 | 55 | | | | | | | 17 | | 10-13Q |
| 1.9 D (52 kW) Eng.149 B1.000 2/87-8/90 | | | | | | | | | | | | | | | | | | | | |
| 19-1585 | | -12/89 | F | | | | | | | 50 | 80 | | | | | | | 20 | | |

FIAT HCV

| METELLI ref | Spare Parts | | F/R | L/R | | ABS | A | B | C | D | E | F | G | H | I | L | M | Fig | NOTE |
|---|-------------|--------|-----|-----|--|-----|---|---|----|----|---|---|---|---|---|----|---|-----|-----------|
| 19-1586 | | 01/89- | F | | | | | | 50 | 80 | | | | | | 20 | | | |
| 19-1626 | | | R | L | | | | | 30 | 68 | | | | | | 19 | | | 10-14Q |
| 19-1627 | | | R | R | | | | | 30 | 55 | | | | | | 17 | | | 10-14Q |
| 1.9 TD (60 kW) Eng.280 A1.000 (03.89-08.90) 3/89-8/90 | | | | | | | | | | | | | | | | | | | |
| 19-1585 | | -12/89 | F | | | | | | 50 | 80 | | | | | | 20 | | | |
| 19-1586 | | | F | | | | | | 50 | 80 | | | | | | 20 | | | |
| 19-1626 | | | R | L | | | | | 30 | 68 | | | | | | 19 | | | 10-14Q |
| 19-1627 | | | R | R | | | | | 30 | 55 | | | | | | 17 | | | 10-14Q |
| 2.0 (55 kW) Eng.170 B 1/86-8/90 | | | | | | | | | | | | | | | | | | | |
| 19-1585 | | -12/89 | F | | | | | | 50 | 80 | | | | | | 20 | | | |
| 19-1586 | | 01/89- | F | | | | | | 50 | 80 | | | | | | 20 | | | |
| 19-1626 | | | R | L | | | | | 30 | 68 | | | | | | 19 | | | 10-13-14Q |
| 19-1627 | | | R | R | | | | | 30 | 55 | | | | | | 17 | | | 10-13-14Q |
| 19-1634 | | -12/86 | R | R | | | | | 30 | 55 | | | | | | 17 | | | 10-13Q |
| 2.0 (58 kW) Eng.XN 1T 7/82-5/85 | | | | | | | | | | | | | | | | | | | |
| 19-1585 | | | F | | | | | | 50 | 80 | | | | | | 20 | | | |
| 19-1634 | | | R | R | | | | | 30 | 55 | | | | | | 17 | | | 10-13Q |
| 2.0 (62 kW) Eng.170 D 9/88-8/90 | | | | | | | | | | | | | | | | | | | |
| 19-1585 | | -12/89 | F | | | | | | 50 | 80 | | | | | | 20 | | | |
| 19-1586 | | 01/89- | F | | | | | | 50 | 80 | | | | | | 20 | | | |
| 19-1626 | | | R | L | | | | | 30 | 68 | | | | | | 19 | | | 10-14Q |
| 19-1627 | | | R | R | | | | | 30 | 55 | | | | | | 17 | | | 10-14Q |
| 2.4 D (53 kW) Eng.8144.61 7/82-12/85 | | | | | | | | | | | | | | | | | | | |
| 19-1585 | | | F | | | | | | 50 | 80 | | | | | | 20 | | | |
| 19-1634 | | | R | R | | | | | 30 | 55 | | | | | | 17 | | | 10-13Q |
| 2.5 D (55 kW) Eng.8144.67, CRD93L (U25-661) 1/86-8/90 | | | | | | | | | | | | | | | | | | | |
| 19-1585 | | -12/89 | F | | | | | | 50 | 80 | | | | | | 20 | | | |
| 19-1586 | | 01/89- | F | | | | | | 50 | 80 | | | | | | 20 | | | |
| 19-1626 | | | R | L | | | | | 30 | 68 | | | | | | 19 | | | 10-13-14Q |

FIAT HCV

| METELLI ref | Spare Parts | | F/R | L/R | | | ABS | A | B | C | D | E | F | G | H | I | L | M | Fig | NOTE |
|---|-------------|--------|-----|-----|--|--|-----|---|---|----|----|---|---|---|---|---|----|---|-----|-----------|
| 19-1627 | | | R | R | | | | | | 30 | 55 | | | | | | 17 | | | 10-13-14Q |
| 19-1634 | | -12/86 | R | R | | | | | | 30 | 55 | | | | | | 17 | | | 10-13Q |
| 2.5 D 4x4 (55 kW) Eng.8144.67 1/87-8/90 | | | | | | | | | | | | | | | | | | | | |
| 19-1585 | | -12/89 | F | | | | | | | 50 | 80 | | | | | | 20 | | | |
| 19-1586 | | 01/89- | F | | | | | | | 50 | 80 | | | | | | 20 | | | |
| 2.5 TD (68 kW) Eng.8144.21 (01.87-08.90), 8144.21.220 1/87-8/90 | | | | | | | | | | | | | | | | | | | | |
| 19-1585 | | -12/89 | F | | | | | | | 50 | 80 | | | | | | 20 | | | |
| 19-1586 | | 01/89- | F | | | | | | | 50 | 80 | | | | | | 20 | | | |
| 19-1626 | | | R | L | | | | | | 30 | 68 | | | | | | 19 | | | 10-14Q |
| 19-1627 | | | R | R | | | | | | 30 | 55 | | | | | | 17 | | | 10-14Q |
| 2.5 TD 4x4 (68 kW) Eng.8144.21 (01.86-08.90) 1/86-8/90 | | | | | | | | | | | | | | | | | | | | |
| 19-1585 | | -12/89 | F | | | | | | | 50 | 80 | | | | | | 20 | | | |
| 19-1586 | | 01/89- | F | | | | | | | 50 | 80 | | | | | | 20 | | | |
| Ducato I Platform/Chassis (280_) 7/82-8/90 | | | | | | | | | | | | | | | | | | | | |
| 1.9 D (52 kW) Eng.149 B1.000 1/88-8/90 | | | | | | | | | | | | | | | | | | | | |
| 19-1585 | | -12/89 | F | | | | | | | 50 | 80 | | | | | | 20 | | | |
| 19-1586 | | 01/89- | F | | | | | | | 50 | 80 | | | | | | 20 | | | |
| 19-1626 | | | R | L | | | | | | 30 | 68 | | | | | | 19 | | | 10-14Q |
| 19-1627 | | | R | R | | | | | | 30 | 55 | | | | | | 17 | | | 10-14Q |
| 1.9 TD (60 kW) Eng.280 A1.000 (03.89-08.90) 3/89-8/90 | | | | | | | | | | | | | | | | | | | | |
| 19-1585 | | -12/89 | F | | | | | | | 50 | 80 | | | | | | 20 | | | |
| 19-1586 | | | F | | | | | | | 50 | 80 | | | | | | 20 | | | |
| 19-1626 | | | R | L | | | | | | 30 | 68 | | | | | | 19 | | | 10-14Q |
| 19-1627 | | | R | R | | | | | | 30 | 55 | | | | | | 17 | | | 10-14Q |
| 2.0 (55 kW) Eng.170 B, XN 1T 7/85-8/90 | | | | | | | | | | | | | | | | | | | | |
| 19-1585 | | -12/89 | F | | | | | | | 50 | 80 | | | | | | 20 | | | |
| 19-1586 | | 01/89- | F | | | | | | | 50 | 80 | | | | | | 20 | | | |
| 19-1627 | | 01/86- | R | R | | | | | | 30 | 55 | | | | | | 17 | | | 10-13-14Q |

FIAT HCV

| METELLI ref | Spare Parts | | F/R | L/R | | | ABS | A | B | C | D | E | F | G | H | I | L | M | Fig | NOTE |
|---|-------------|--------|-----|-----|--|--|-----|---|---|----|----|---|---|---|---|---|----|---|-----|-----------|
| 19-1634 | | -12/86 | R | R | | | | | | 30 | 55 | | | | | | 17 | | | 10-13Q |
| 2.0 (62 kW) Eng.170 D 8/88-8/90 | | | | | | | | | | | | | | | | | | | | |
| 19-1585 | | -12/89 | F | | | | | | | 50 | 80 | | | | | | 20 | | | |
| 19-1586 | | 01/89- | F | | | | | | | 50 | 80 | | | | | | 20 | | | |
| 19-1626 | | | R | L | | | | | | 30 | 68 | | | | | | 19 | | | 10-14Q |
| 19-1627 | | | R | R | | | | | | 30 | 55 | | | | | | 17 | | | 10-14Q |
| 2.5 D (55 kW) Eng.8144.67, CRD93L (U25-661) 7/82-8/90 | | | | | | | | | | | | | | | | | | | | |
| 19-1585 | | -12/89 | F | | | | | | | 50 | 80 | | | | | | 20 | | | |
| 19-1586 | | 01/89- | F | | | | | | | 50 | 80 | | | | | | 20 | | | |
| 19-1626 | | 01/86- | R | L | | | | | | 30 | 68 | | | | | | 19 | | | 10-13-14Q |
| 19-1627 | | 01/86- | R | R | | | | | | 30 | 55 | | | | | | 17 | | | 10-13-14Q |
| 19-1634 | | -12/86 | R | R | | | | | | 30 | 55 | | | | | | 17 | | | 10-13Q |
| 2.5 D 4x4 (55 kW) Eng.8144.67 3/89-8/90 | | | | | | | | | | | | | | | | | | | | |
| 19-1585 | | -12/89 | F | | | | | | | 50 | 80 | | | | | | 20 | | | |
| 19-1586 | | | F | | | | | | | 50 | 80 | | | | | | 20 | | | |
| 2.5 TD (68 kW) Eng.8144.21 (01.86-08.90) 1/86-8/90 | | | | | | | | | | | | | | | | | | | | |
| 19-1585 | | -12/89 | F | | | | | | | 50 | 80 | | | | | | 20 | | | |
| 19-1586 | | 01/89- | F | | | | | | | 50 | 80 | | | | | | 20 | | | |
| 19-1626 | | | R | L | | | | | | 30 | 68 | | | | | | 19 | | | 10-13-14Q |
| 19-1627 | | | R | R | | | | | | 30 | 55 | | | | | | 17 | | | 10-13-14Q |
| 19-1634 | | -12/86 | R | R | | | | | | 30 | 55 | | | | | | 17 | | | 10-13Q |
| Ducato I Van (280_) 1/82-9/90 | | | | | | | | | | | | | | | | | | | | |
| 1.8 (49 kW) Eng.169 B 1/82-10/88 | | | | | | | | | | | | | | | | | | | | |
| 19-1585 | | | F | | | | | | | 50 | 80 | | | | | | 20 | | | |
| 19-1626 | | 01/86- | R | L | | | | | | 30 | 68 | | | | | | 19 | | | 10-13-14Q |
| 19-1627 | | 01/86- | R | R | | | | | | 30 | 55 | | | | | | 17 | | | 10-13-14Q |
| 19-1634 | | -12/86 | R | R | | | | | | 30 | 55 | | | | | | 17 | | | 10-13Q |

FIAT HCV

| METELLI ref | Spare Parts | | F/R | L/R | | | ABS | A | B | C | D | E | F | G | H | I | L | M | Fig | NOTE |
|---|-------------|--------|-----|-----|--|--|-----|---|---|----|----|---|---|---|---|---|---|----|-----|-----------|
| 1.9 D (52 kW) Eng.149 B1.000 1/88-8/90 | | | | | | | | | | | | | | | | | | | | |
| 19-1585 | | -12/89 | F | | | | | | | 50 | 80 | | | | | | | 20 | | |
| 19-1586 | | 01/89- | F | | | | | | | 50 | 80 | | | | | | | 20 | | |
| 19-1626 | | | R | L | | | | | | 30 | 68 | | | | | | | 19 | | 10-13-14Q |
| 19-1627 | | | R | R | | | | | | 30 | 55 | | | | | | | 17 | | 10-13-14Q |
| 1.9 TD (60 kW) Eng.280 A1.000 (03.89-08.90) 3/89-8/90 | | | | | | | | | | | | | | | | | | | | |
| 19-1585 | | -12/89 | F | | | | | | | 50 | 80 | | | | | | | 20 | | |
| 19-1586 | | | F | | | | | | | 50 | 80 | | | | | | | 20 | | |
| 19-1626 | | | R | L | | | | | | 30 | 68 | | | | | | | 19 | | 10-13-14Q |
| 19-1627 | | | R | R | | | | | | 30 | 55 | | | | | | | 17 | | 10-13-14Q |
| 2.0 (55 kW) Eng.170 B 7/85-8/90 | | | | | | | | | | | | | | | | | | | | |
| 19-1585 | | -12/89 | F | | | | | | | 50 | 80 | | | | | | | 20 | | |
| 19-1586 | | 01/89- | F | | | | | | | 50 | 80 | | | | | | | 20 | | |
| 19-1626 | | 01/86- | R | L | | | | | | 30 | 68 | | | | | | | 19 | | 10-13-14Q |
| 19-1627 | | 01/86- | R | R | | | | | | 30 | 55 | | | | | | | 17 | | 10-13-14Q |
| 19-1634 | | -12/86 | R | R | | | | | | 30 | 55 | | | | | | | 17 | | 10-13Q |
| 2.0 (58 kW) Eng.XN 1T 1/82-8/90 | | | | | | | | | | | | | | | | | | | | |
| 19-1585 | | -12/89 | F | | | | | | | 50 | 80 | | | | | | | 20 | | |
| 19-1586 | | 01/89- | F | | | | | | | 50 | 80 | | | | | | | 20 | | |
| 19-1626 | | 01/86- | R | L | | | | | | 30 | 68 | | | | | | | 19 | | 10-13-14Q |
| 19-1627 | | 01/86- | R | R | | | | | | 30 | 55 | | | | | | | 17 | | 10-13-14Q |
| 19-1634 | | -12/86 | R | R | | | | | | 30 | 55 | | | | | | | 17 | | 10-13Q |
| 2.0 (62 kW) Eng.170 D 3/89-8/90 | | | | | | | | | | | | | | | | | | | | |
| 19-1585 | | -12/89 | F | | | | | | | 50 | 80 | | | | | | | 20 | | |
| 19-1586 | | | F | | | | | | | 50 | 80 | | | | | | | 20 | | |
| 19-1626 | | | R | L | | | | | | 30 | 68 | | | | | | | 19 | | 10-13-14Q |
| 19-1627 | | | R | R | | | | | | 30 | 55 | | | | | | | 17 | | 10-13-14Q |
| 2.4 D (53 kW) Eng.8144.61 1/82-8/90 | | | | | | | | | | | | | | | | | | | | |
| 19-1585 | | -12/89 | F | | | | | | | 50 | 80 | | | | | | | 20 | | |

FIAT HCV

| METELLI ref | Spare Parts | | F/R | L/R | | ABS | A | B | C | D | E | F | G | H | I | L | M | Fig | NOTE |
|---|-------------|--------|-----|-----|--|-----|---|---|----|----|---|---|---|---|---|----|---|-----|-----------|
| 19-1586 | | 01/89- | F | | | | | | 50 | 80 | | | | | | 20 | | | |
| 19-1626 | | 01/86- | R | L | | | | | 30 | 68 | | | | | | 19 | | | 10-13-14Q |
| 19-1627 | | 01/86- | R | R | | | | | 30 | 55 | | | | | | 17 | | | 10-13-14Q |
| 19-1634 | | -12/86 | R | R | | | | | 30 | 55 | | | | | | 17 | | | 10-13Q |
| 2.5 D (55 kW) Eng.8144.67, CRD93L (U25-661) 1/82-8/90 | | | | | | | | | | | | | | | | | | | |
| 19-1585 | | -12/89 | F | | | | | | 50 | 80 | | | | | | 20 | | | |
| 19-1586 | | 01/89- | F | | | | | | 50 | 80 | | | | | | 20 | | | |
| 19-1626 | | 01/86- | R | L | | | | | 30 | 68 | | | | | | 19 | | | 10-13-14Q |
| 19-1627 | | 01/86- | R | R | | | | | 30 | 55 | | | | | | 17 | | | 10-13-14Q |
| 19-1634 | | -12/86 | R | R | | | | | 30 | 55 | | | | | | 17 | | | 10-13Q |
| 2.5 D 4x4 (53 kW) Eng.8140.61 9/86-10/87 | | | | | | | | | | | | | | | | | | | |
| 19-1585 | | | F | | | | | | 50 | 80 | | | | | | 20 | | | |
| 2.5 D 4x4 (55 kW) Eng.8140.61, 8144.61 9/86-5/90 | | | | | | | | | | | | | | | | | | | |
| 19-1585 | | -12/89 | F | | | | | | 50 | 80 | | | | | | 20 | | | |
| 19-1586 | | 01/89- | F | | | | | | 50 | 80 | | | | | | 20 | | | |
| 2.5 D 4x4 (55 kW) Eng.8144.67 3/89-8/90 | | | | | | | | | | | | | | | | | | | |
| 19-1585 | | -12/89 | F | | | | | | 50 | 80 | | | | | | 20 | | | |
| 19-1586 | | | F | | | | | | 50 | 80 | | | | | | 20 | | | |
| Ducato II Panorama (290_) 6/90-5/94 | | | | | | | | | | | | | | | | | | | |
| 1.9 D (52 kW) Eng.149 B1.000 7/90-3/94 | | | | | | | | | | | | | | | | | | | |
| 19-1586 | | | F | | | | | | 50 | 80 | | | | | | 20 | | | |
| 19-1626 | | | R | L | | | | | 30 | 68 | | | | | | 19 | | | 10-13-14Q |
| 19-1627 | | | R | R | | | | | 30 | 55 | | | | | | 17 | | | 10-13-14Q |
| 1.9 TD (60 kW) Eng.280 A1.000 (07.90-03.94) 7/90-3/94 | | | | | | | | | | | | | | | | | | | |
| 19-1586 | | | F | | | | | | 50 | 80 | | | | | | 20 | | | |
| 19-1626 | | | R | L | | | | | 30 | 68 | | | | | | 19 | | | 10-13-14Q |
| 19-1627 | | | R | R | | | | | 30 | 55 | | | | | | 17 | | | 10-13-14Q |

FIAT HCV

| METELLI ref | Spare Parts | | F/R | L/R | | | ABS | A | B | C | D | E | F | G | H | I | L | M | Fig | NOTE |
|--|-------------|--------|-----|-----|--|--|-----|---|---|----|----|---|---|---|---|---|---|----|-----|-----------|
| 2.0 (62 kW) Eng.170 D 7/90-3/94 | | | | | | | | | | | | | | | | | | | | |
| 19-1586 | | | F | | | | | | | 50 | 80 | | | | | | | 20 | | |
| 19-1626 | | | R | L | | | | | | 30 | 68 | | | | | | | 19 | | 10-13-14Q |
| 19-1627 | | | R | R | | | | | | 30 | 55 | | | | | | | 17 | | 10-13-14Q |
| 2.0 4x4 (63 kW) Eng.170 D 6/90-5/94 | | | | | | | | | | | | | | | | | | | | |
| 19-1586 | | | F | | | | | | | 50 | 80 | | | | | | | 20 | | |
| 2.5 D (55 kW) Eng.8144.67 7/90-3/94 | | | | | | | | | | | | | | | | | | | | |
| 19-1586 | | | F | | | | | | | 50 | 80 | | | | | | | 20 | | |
| 19-1626 | | | R | L | | | | | | 30 | 68 | | | | | | | 19 | | 10-13-14Q |
| 19-1627 | | | R | R | | | | | | 30 | 55 | | | | | | | 17 | | 10-13-14Q |
| 2.5 D 4x4 (55 kW) Eng.8144.67 7/90-3/94 | | | | | | | | | | | | | | | | | | | | |
| 19-1586 | | | F | | | | | | | 50 | 80 | | | | | | | 20 | | |
| 2.5 TD (70 kW) Eng.8140.27 (01.91-03.94) 6/90-5/94 | | | | | | | | | | | | | | | | | | | | |
| 19-1586 | | | F | | | | | | | 50 | 80 | | | | | | | 20 | | |
| 19-1626 | | | R | L | | | | | | 30 | 68 | | | | | | | 19 | | 10-13-14Q |
| 19-1627 | | | R | R | | | | | | 30 | 55 | | | | | | | 17 | | 10-13-14Q |
| 2.5 TD 4x4 (70 kW) Eng.8140.27 (01.91-03.94) 1/91-3/94 | | | | | | | | | | | | | | | | | | | | |
| 19-1586 | | | F | | | | | | | 50 | 80 | | | | | | | 20 | | |
| Ducato II Platform/Chassis (290_) 3/89-5/94 | | | | | | | | | | | | | | | | | | | | |
| 1.9 TD (60 kW) Eng.280 A1.000 (03.89-03.94) 3/89-3/94 | | | | | | | | | | | | | | | | | | | | |
| 19-1585 | | -12/89 | F | | | | | | | 50 | 80 | | | | | | | 20 | | |
| 19-1586 | | | F | | | | | | | 50 | 80 | | | | | | | 20 | | |
| 19-1626 | | | R | L | | | | | | 30 | 68 | | | | | | | 19 | | 10-13-14Q |
| 19-1627 | | | R | R | | | | | | 30 | 55 | | | | | | | 17 | | 10-13-14Q |
| 2.0 (62 kW) Eng.170 D 7/90-3/94 | | | | | | | | | | | | | | | | | | | | |
| 19-1586 | | | F | | | | | | | 50 | 80 | | | | | | | 20 | | |
| 19-1626 | | | R | L | | | | | | 30 | 68 | | | | | | | 19 | | 10-13-14Q |
| 19-1627 | | | R | R | | | | | | 30 | 55 | | | | | | | 17 | | 10-13-14Q |

FIAT HCV

| METELLI ref | Spare Parts | | F/R | L/R | | | ABS | A | B | C | D | E | F | G | H | I | L | M | Fig | NOTE |
|--|-------------|--------|-----|-----|--|--|-----|---|---|----|----|---|---|---|---|---|---|----|-----|-----------|
| 2.0 4x4 (63 kW) Eng.170 D 6/90-5/94 | | | | | | | | | | | | | | | | | | | | |
| 19-1586 | | | F | | | | | | | 50 | 80 | | | | | | | 20 | | |
| 2.5 D (55 kW) Eng.8144.67 3/89-3/94 | | | | | | | | | | | | | | | | | | | | |
| 19-1586 | | | F | | | | | | | 50 | 80 | | | | | | | 20 | | |
| 19-1626 | | | R | L | | | | | | 30 | 68 | | | | | | | 19 | | 10-13-14Q |
| 19-1627 | | | R | R | | | | | | 30 | 55 | | | | | | | 17 | | 10-13-14Q |
| 2.5 D 4x4 (55 kW) Eng.8144.67 7/90-3/94 | | | | | | | | | | | | | | | | | | | | |
| 19-1586 | | | F | | | | | | | 50 | 80 | | | | | | | 20 | | |
| 2.5 TD (70 kW) Eng.8140.27 (01.91-03.94) 7/90-3/94 | | | | | | | | | | | | | | | | | | | | |
| 19-1586 | | | F | | | | | | | 50 | 80 | | | | | | | 20 | | |
| 19-1626 | | | R | L | | | | | | 30 | 68 | | | | | | | 19 | | 10-13-14Q |
| 19-1627 | | | R | R | | | | | | 30 | 55 | | | | | | | 17 | | 10-13-14Q |
| 2.5 TD 4x4 (70 kW) Eng.8140.27 (01.91-03.94) 7/90-3/94 | | | | | | | | | | | | | | | | | | | | |
| 19-1586 | | | F | | | | | | | 50 | 80 | | | | | | | 20 | | |
| Ducato II Van (290_) 3/89-5/94 | | | | | | | | | | | | | | | | | | | | |
| 1.9 D (52 kW) Eng.149 B1.000 7/90-3/94 | | | | | | | | | | | | | | | | | | | | |
| 19-1586 | | | F | | | | | | | 50 | 80 | | | | | | | 20 | | |
| 19-1626 | | | R | L | | | | | | 30 | 68 | | | | | | | 19 | | 10-13-14Q |
| 19-1627 | | | R | R | | | | | | 30 | 55 | | | | | | | 17 | | 10-13-14Q |
| 1.9 TD (60 kW) Eng.280 A1.000 (03.89-03.94) 3/89-3/94 | | | | | | | | | | | | | | | | | | | | |
| 19-1585 | | -12/89 | F | | | | | | | 50 | 80 | | | | | | | 20 | | |
| 19-1586 | | | F | | | | | | | 50 | 80 | | | | | | | 20 | | |
| 19-1626 | | | R | L | | | | | | 30 | 68 | | | | | | | 19 | | 10-13-14Q |
| 19-1627 | | | R | R | | | | | | 30 | 55 | | | | | | | 17 | | 10-13-14Q |
| 2.0 (63 kW) Eng.170 D 6/90-5/94 | | | | | | | | | | | | | | | | | | | | |
| 19-1586 | | | F | | | | | | | 50 | 80 | | | | | | | 20 | | |
| 2.5 D (55 kW) Eng.8144.67 6/90-5/94 | | | | | | | | | | | | | | | | | | | | |
| 19-1586 | | | F | | | | | | | 50 | 80 | | | | | | | 20 | | |

FIAT HCV

| METELLI ref | Spare Parts | | F/R | L/R | | | ABS | A | B | C | D | E | F | G | H | I | L | M | Fig | NOTE |
|--|-------------|--------|-----|-----|--|--|-----|---|---|----|-------|---|---|---|---|---|-------|---|-----|-----------|
| 2.5 D 4x4 (55 kW) Eng.8144.67 7/90-3/94 | | | | | | | | | | | | | | | | | | | | |
| 19-1586 | | | F | | | | | | | 50 | 80 | | | | | | 20 | | | |
| 2.5 TD (70 kW) Eng.8140.27 (01.91-03.94) 7/90-3/94 | | | | | | | | | | | | | | | | | | | | |
| 19-1586 | | | F | | | | | | | 50 | 80 | | | | | | 20 | | | |
| 19-1626 | | | R | L | | | | | | 30 | 68 | | | | | | 19 | | | 10-13-14Q |
| 19-1627 | | | R | R | | | | | | 30 | 55 | | | | | | 17 | | | 10-13-14Q |
| 2.5 TD 4x4 (70 kW) Eng.8140.27 (01.91-03.94) 7/90-3/94 | | | | | | | | | | | | | | | | | | | | |
| 19-1586 | | | F | | | | | | | 50 | 80 | | | | | | 20 | | | |
| Ducato III Bus (230_) 3/94-4/02 | | | | | | | | | | | | | | | | | | | | |
| 1.9 D (50 kW) Eng.DJY (04.98-.) 4/98-4/02 | | | | | | | | | | | | | | | | | | | | |
| 19-1584 | | -11/01 | F | | | | | | | 55 | 89,92 | | | | | | 24,56 | | | 18Q |
| 19-1586 | | -11/01 | F | | | | | | | 50 | 80 | | | | | | 20 | | | 10-14Q |
| 19-1609 | | -11/01 | R | | | | | | | 30 | 68 | | | | | | 19 | | | 10-14Q |
| 19-1612 | | -11/01 | R | | | | | | | 30 | 75 | | | | | | 26 | | | 18Q |
| 19-2330 | | 11/01- | F | | | | | | | 49 | 84 | | | | | | 48 | | | 10-14Q |
| 19-2331 | | 11/01- | F | | | | | | | 55 | 90 | | | | | | 60 | | | 18Q |
| 19-2709 | | 11/01- | R | | | | | | | 42 | 75 | | | | | | 60 | | | |
| 1.9 D (59 kW) Eng.DHX 5/98-11/01 | | | | | | | | | | | | | | | | | | | | |
| 19-1584 | | | F | | | | | | | 55 | 89,92 | | | | | | 24,56 | | | 18Q |
| 19-1586 | | | F | | | | | | | 50 | 80 | | | | | | 20 | | | 10-14Q |
| 1.9 D Combinato (51 kW) Eng.230 A2.000 6/95-4/02 | | | | | | | | | | | | | | | | | | | | |
| 19-1584 | | -11/01 | F | | | | | | | 55 | 89,92 | | | | | | 24,56 | | | 18Q |
| 19-1586 | | -11/01 | F | | | | | | | 50 | 80 | | | | | | 20 | | | 10-14Q |
| 19-1609 | | -11/01 | R | | | | | | | 30 | 68 | | | | | | 19 | | | 10-14Q |
| 19-1612 | | -11/01 | R | | | | | | | 30 | 75 | | | | | | 26 | | | 18Q |
| 19-2330 | | 11/01- | F | | | | | | | 49 | 84 | | | | | | 48 | | | 10-14Q |
| 19-2331 | | 11/01- | F | | | | | | | 55 | 90 | | | | | | 60 | | | 18Q |
| 19-2709 | | 11/01- | R | | | | | | | 42 | 75 | | | | | | 60 | | | |

FIAT HCV

| METELLI ref | Spare Parts | | F/R | L/R | | | ABS | A | B | C | D | E | F | G | H | I | L | M | Fig | NOTE |
|--|-------------|--------|-----|-----|--|--|-----|---|---|----|-------|---|---|---|---|---|-------|---|-----|--------|
| 1.9 TD (66 kW) Eng.DHX, DHX (XUD9TF/L) 4/98-4/02 | | | | | | | | | | | | | | | | | | | | |
| 19-1584 | | -11/01 | F | | | | | | | 55 | 89,92 | | | | | | 24,56 | | | 18Q |
| 19-1586 | | -11/01 | F | | | | | | | 50 | 80 | | | | | | 20 | | | 10-14Q |
| 19-1609 | | -11/01 | R | | | | | | | 30 | 68 | | | | | | 19 | | | 10-14Q |
| 19-1612 | | -11/01 | R | | | | | | | 30 | 75 | | | | | | 26 | | | 18Q |
| 19-2330 | | 11/01- | F | | | | | | | 49 | 84 | | | | | | 48 | | | 10-14Q |
| 19-2331 | | 11/01- | F | | | | | | | 55 | 90 | | | | | | 60 | | | 18Q |
| 19-2709 | | 11/01- | R | | | | | | | 42 | 75 | | | | | | 60 | | | |
| 1.9 TD Combinato (59 kW) Eng.230 A4.000 8/94-4/02 | | | | | | | | | | | | | | | | | | | | |
| 19-1584 | | -11/01 | F | | | | | | | 55 | 89,92 | | | | | | 24,56 | | | 18Q |
| 19-1586 | | -11/01 | F | | | | | | | 50 | 80 | | | | | | 20 | | | 10-14Q |
| 19-1609 | | -11/01 | R | | | | | | | 30 | 68 | | | | | | 19 | | | 10-14Q |
| 19-1612 | | -11/01 | R | | | | | | | 30 | 75 | | | | | | 26 | | | 18Q |
| 19-2330 | | 11/01- | F | | | | | | | 49 | 84 | | | | | | 48 | | | 10-14Q |
| 19-2331 | | 11/01- | F | | | | | | | 55 | 90 | | | | | | 60 | | | 18Q |
| 19-2709 | | 11/01- | R | | | | | | | 42 | 75 | | | | | | 60 | | | |
| 1.9 TD Panorama/Combinato (60 kW) Eng.230 A3.000 3/94-4/02 | | | | | | | | | | | | | | | | | | | | |
| 19-1584 | | -11/01 | F | | | | | | | 55 | 89,92 | | | | | | 24,56 | | | 18Q |
| 19-1586 | | -11/01 | F | | | | | | | 50 | 80 | | | | | | 20 | | | 10-14Q |
| 19-1609 | | -11/01 | R | | | | | | | 30 | 68 | | | | | | 19 | | | 10-14Q |
| 19-1612 | | -11/01 | R | | | | | | | 30 | 75 | | | | | | 26 | | | 18Q |
| 19-2330 | | 11/01- | F | | | | | | | 49 | 84 | | | | | | 48 | | | 10-14Q |
| 19-2331 | | 11/01- | F | | | | | | | 55 | 90 | | | | | | 60 | | | 18Q |
| 19-2709 | | 11/01- | R | | | | | | | 42 | 75 | | | | | | 60 | | | |
| 2.0 (80 kW) Eng.RFW 3/94-4/02 | | | | | | | | | | | | | | | | | | | | |
| 19-1584 | | -11/01 | F | | | | | | | 55 | 89,92 | | | | | | 24,56 | | | 18Q |
| 19-1586 | | -11/01 | F | | | | | | | 50 | 80 | | | | | | 20 | | | 10-14Q |
| 19-1609 | | -11/01 | R | | | | | | | 30 | 68 | | | | | | 19 | | | 10-14Q |
| 19-1612 | | -11/01 | R | | | | | | | 30 | 75 | | | | | | 26 | | | 18Q |

FIAT HCV

| METELLI ref | Spare Parts | | F/R | L/R | | | ABS | A | B | C | D | E | F | G | H | I | L | M | Fig | NOTE |
|---|-------------|--------|-----|-----|--|--|-----|---|---|----|-------|---|---|---|---|---|-------|---|-----|--------|
| 19-2330 | | 11/01- | F | | | | | | | 49 | 84 | | | | | | 48 | | | 10-14Q |
| 19-2331 | | 11/01- | F | | | | | | | 55 | 90 | | | | | | 60 | | | 18Q |
| 19-2709 | | 11/01- | R | | | | | | | 42 | 75 | | | | | | 60 | | | |
| 2.0 4x4 (80 kW) Eng.RFW 11/94-11/01 | | | | | | | | | | | | | | | | | | | | |
| 19-1584 | | | F | | | | | | | 55 | 89,92 | | | | | | 24,56 | | | 18Q |
| 19-1586 | | | F/R | | | | | | | 50 | 80 | | | | | | 20 | | | 10-14Q |
| 19-2330 | | 11/01- | F | | | | | | | 49 | 84 | | | | | | 48 | | | 10-14Q |
| 19-2331 | | 11/01- | F | | | | | | | 55 | 90 | | | | | | 60 | | | 18Q |
| 2.0 JTD (62 kW) Eng.RHV 10/01-4/02 | | | | | | | | | | | | | | | | | | | | |
| 19-1584 | | -11/01 | F | | | | | | | 55 | 89,92 | | | | | | 24,56 | | | 18Q |
| 19-1586 | | -11/01 | F | | | | | | | 50 | 80 | | | | | | 20 | | | 10-14Q |
| 19-1609 | | -11/01 | R | | | | | | | 30 | 68 | | | | | | 19 | | | 10-14Q |
| 19-1612 | | -11/01 | R | | | | | | | 30 | 75 | | | | | | 26 | | | 18Q |
| 19-2330 | | 11/01- | F | | | | | | | 49 | 84 | | | | | | 48 | | | 10-14Q |
| 19-2331 | | 11/01- | F | | | | | | | 55 | 90 | | | | | | 60 | | | 18Q |
| 19-2709 | | 11/01- | R | | | | | | | 42 | 75 | | | | | | 60 | | | |
| 2.5 D Combinato (62 kW) Eng.8140.67 8/94-4/02 | | | | | | | | | | | | | | | | | | | | |
| 19-1584 | | -11/01 | F | | | | | | | 55 | 89,92 | | | | | | 24,56 | | | 18Q |
| 19-1586 | | -11/01 | F | | | | | | | 50 | 80 | | | | | | 20 | | | 10-14Q |
| 19-1609 | | -11/01 | R | | | | | | | 30 | 68 | | | | | | 19 | | | 10-14Q |
| 19-1612 | | -11/01 | R | | | | | | | 30 | 75 | | | | | | 26 | | | 18Q |
| 19-2330 | | 11/01- | F | | | | | | | 49 | 84 | | | | | | 48 | | | 10-14Q |
| 19-2331 | | 11/01- | F | | | | | | | 55 | 90 | | | | | | 60 | | | 18Q |
| 19-2709 | | 11/01- | R | | | | | | | 42 | 75 | | | | | | 60 | | | |
| 2.5 TD 4x4 (80 kW) Eng.8140.47 11/94-4/98 | | | | | | | | | | | | | | | | | | | | |
| 19-1584 | | | F | | | | | | | 55 | 89,92 | | | | | | 24,56 | | | 18Q |
| 19-1586 | | | F | | | | | | | 50 | 80 | | | | | | 20 | | | 10-14Q |
| 2.5 TD 4x4 (85 kW) Eng.8140.47 6/94-9/01 | | | | | | | | | | | | | | | | | | | | |
| 19-1584 | | | F | | | | | | | 55 | 89,92 | | | | | | 24,56 | | | 18Q |

FIAT HCV

| METELLI ref | Spare Parts | | F/R | L/R | | | ABS | A | B | C | D | E | F | G | H | I | L | M | Fig | NOTE |
|---|-------------|--------|-----|-----|--|--|-----|---|---|----|-------|---|---|---|---|---|-------|---|-----|---------|
| 19-1586 | | | F | | | | | | | 50 | 80 | | | | | | 20 | | | 10-14Q |
| 2.5 TDI 4x4 (85 kW) Eng.8140.47 4/97-4/02 | | | | | | | | | | | | | | | | | | | | |
| 19-1584 | | -11/01 | F | | | | | | | 55 | 89,92 | | | | | | 24,56 | | | 18Q |
| 19-1586 | | -11/01 | F/R | | | | | | | 50 | 80 | | | | | | 20 | | | 10-14 Q |
| 19-2330 | | 11/01- | F | | | | | | | 49 | 84 | | | | | | 48 | | | 10-14Q |
| 19-2331 | | 11/01- | F | | | | | | | 55 | 90 | | | | | | 60 | | | 18Q |
| 2.5 TDI Panorama/Combinato (80 kW) Eng.8140.47R 7/94-4/02 | | | | | | | | | | | | | | | | | | | | |
| 19-1584 | | -11/01 | F | | | | | | | 55 | 89,92 | | | | | | 24,56 | | | 18Q |
| 19-1586 | | -11/01 | F | | | | | | | 50 | 80 | | | | | | 20 | | | 10-14Q |
| 19-1609 | | -11/01 | R | | | | | | | 30 | 68 | | | | | | 19 | | | 10-14Q |
| 19-1612 | | -11/01 | R | | | | | | | 30 | 75 | | | | | | 26 | | | 18Q |
| 19-2330 | | 11/01- | F | | | | | | | 49 | 84 | | | | | | 48 | | | 10-14Q |
| 19-2331 | | 11/01- | F | | | | | | | 55 | 90 | | | | | | 60 | | | 18Q |
| 19-2709 | | 11/01- | R | | | | | | | 42 | 75 | | | | | | 60 | | | |
| 2.5 TDI Panorama/Combinato (85 kW) Eng.8140.47 3/94-4/02 | | | | | | | | | | | | | | | | | | | | |
| 19-1584 | | -11/01 | F | | | | | | | 55 | 89,92 | | | | | | 24,56 | | | 18Q |
| 19-1586 | | -11/01 | F | | | | | | | 50 | 80 | | | | | | 20 | | | 10-14Q |
| 19-1609 | | -11/01 | R | | | | | | | 30 | 68 | | | | | | 19 | | | 10-14Q |
| 19-1612 | | -11/01 | R | | | | | | | 30 | 75 | | | | | | 26 | | | 18Q |
| 19-2330 | | 11/01- | F | | | | | | | 49 | 84 | | | | | | 48 | | | 10-14Q |
| 19-2331 | | 11/01- | F | | | | | | | 55 | 90 | | | | | | 60 | | | 18Q |
| 19-2709 | | 11/01- | R | | | | | | | 42 | 75 | | | | | | 60 | | | |
| 2.8 D (64 kW) Eng.8140.63 2/98-4/02 | | | | | | | | | | | | | | | | | | | | |
| 19-1584 | | -11/01 | F | | | | | | | 55 | 89,92 | | | | | | 24,56 | | | 18Q |
| 19-1586 | | -11/01 | F | | | | | | | 50 | 80 | | | | | | 20 | | | 10-14Q |
| 19-1609 | | -11/01 | R | | | | | | | 30 | 68 | | | | | | 19 | | | 10-14Q |
| 19-1612 | | -11/01 | R | | | | | | | 30 | 75 | | | | | | 26 | | | 18Q |
| 19-2330 | | 11/01- | F | | | | | | | 49 | 84 | | | | | | 48 | | | 10-14Q |
| 19-2331 | | 11/01- | F | | | | | | | 55 | 90 | | | | | | 60 | | | 18Q |

FIAT HCV

| METELLI ref | Spare Parts | | F/R | L/R | | | ABS | A | B | C | D | E | F | G | H | I | L | M | Fig | NOTE |
|---|-------------|--------|-----|-----|--|--|-----|---|---|----|-------|---|---|---|---|---|-------|---|-----|---------|
| 19-2709 | | 11/01- | R | | | | | | | 42 | 75 | | | | | | 60 | | | |
| 2.8 JTD (94 kW) Eng.8140.43S 11/00-4/02 | | | | | | | | | | | | | | | | | | | | |
| 19-1584 | | -11/01 | F | | | | | | | 55 | 89,92 | | | | | | 24,56 | | | 18Q |
| 19-1586 | | -11/01 | F | | | | | | | 50 | 80 | | | | | | 20 | | | 10-14Q |
| 19-1609 | | -11/01 | R | | | | | | | 30 | 68 | | | | | | 19 | | | 10-14Q |
| 19-1612 | | -11/01 | R | | | | | | | 30 | 75 | | | | | | 26 | | | 18Q |
| 19-2330 | | 11/01- | F | | | | | | | 49 | 84 | | | | | | 48 | | | 10-14Q |
| 19-2331 | | 11/01- | F | | | | | | | 55 | 90 | | | | | | 60 | | | 18Q |
| 19-2709 | | 11/01- | R | | | | | | | 42 | 75 | | | | | | 60 | | | |
| 2.8 JTD 4x4 (94 kW) Eng.8140.43S 11/00-4/02 | | | | | | | | | | | | | | | | | | | | |
| 19-1584 | | -11/01 | F | | | | | | | 55 | 89,92 | | | | | | 24,56 | | | 18Q |
| 19-1586 | | -11/01 | F/R | | | | | | | 50 | 80 | | | | | | 20 | | | 10-14 Q |
| 19-2330 | | 11/01- | F | | | | | | | 49 | 84 | | | | | | 48 | | | 10-14Q |
| 19-2331 | | 11/01- | F | | | | | | | 55 | 90 | | | | | | 60 | | | 18Q |
| 2.8 TDI (90 kW) Eng.8140.43 10/97-4/02 | | | | | | | | | | | | | | | | | | | | |
| 19-1584 | | -11/01 | F | | | | | | | 55 | 89,92 | | | | | | 24,56 | | | 18Q |
| 19-1586 | | -11/01 | F | | | | | | | 50 | 80 | | | | | | 20 | | | 10-14Q |
| 19-1609 | | -11/01 | R | | | | | | | 30 | 68 | | | | | | 19 | | | 10-14Q |
| 19-1612 | | -11/01 | R | | | | | | | 30 | 75 | | | | | | 26 | | | 18Q |
| 19-2330 | | 11/01- | F | | | | | | | 49 | 84 | | | | | | 48 | | | 10-14Q |
| 19-2331 | | 11/01- | F | | | | | | | 55 | 90 | | | | | | 60 | | | 18Q |
| 19-2709 | | 11/01- | R | | | | | | | 42 | 75 | | | | | | 60 | | | |
| 2.8 TDI 4x4 (90 kW) Eng.8140.43 7/99-4/02 | | | | | | | | | | | | | | | | | | | | |
| 19-1584 | | -11/01 | F | | | | | | | 55 | 89,92 | | | | | | 24,56 | | | 18Q |
| 19-1586 | | -11/01 | F/R | | | | | | | 50 | 80 | | | | | | 20 | | | 10-14 Q |
| 19-2330 | | 11/01- | F | | | | | | | 49 | 84 | | | | | | 48 | | | 10-14Q |
| 19-2331 | | 11/01- | F | | | | | | | 55 | 90 | | | | | | 60 | | | 18Q |

FIAT HCV

| METELLI ref | Spare Parts | | F/R | L/R | | | ABS | A | B | C | D | E | F | G | H | I | L | M | Fig | NOTE |
|---|-------------|--------|-----|-----|--|--|-----|---|---|----|-------|---|---|---|---|---|-------|---|-----|--------|
| Ducato III Platform/Chassis (230_) 3/94-4/02 | | | | | | | | | | | | | | | | | | | | |
| 1.9 D (50 kW) Eng.DJY (04.98-.) 4/98-4/02 | | | | | | | | | | | | | | | | | | | | |
| 19-1584 | | -11/01 | F | | | | | | | 55 | 89,92 | | | | | | 24,56 | | | 18Q |
| 19-1586 | | -11/01 | F | | | | | | | 50 | 80 | | | | | | 20 | | | 10-14Q |
| 19-1609 | | -11/01 | R | | | | | | | 30 | 68 | | | | | | 19 | | | 10-14Q |
| 19-1612 | | -11/01 | R | | | | | | | 30 | 75 | | | | | | 26 | | | 18Q |
| 19-2330 | | 11/01- | F | | | | | | | 49 | 84 | | | | | | 48 | | | 10-14Q |
| 19-2331 | | 11/01- | F | | | | | | | 55 | 90 | | | | | | 60 | | | 18Q |
| 19-2709 | | 11/01- | R | | | | | | | 42 | 75 | | | | | | 60 | | | |
| 1.9 D (51 kW) Eng.230 A2.000 3/94-4/02 | | | | | | | | | | | | | | | | | | | | |
| 19-1584 | | -11/01 | F | | | | | | | 55 | 89,92 | | | | | | 24,56 | | | 18Q |
| 19-1586 | | -11/01 | F | | | | | | | 50 | 80 | | | | | | 20 | | | 10-14Q |
| 19-1609 | | -11/01 | R | | | | | | | 30 | 68 | | | | | | 19 | | | 10-14Q |
| 19-1612 | | -11/01 | R | | | | | | | 30 | 75 | | | | | | 26 | | | 18Q |
| 19-2330 | | 11/01- | F | | | | | | | 49 | 84 | | | | | | 48 | | | 10-14Q |
| 19-2331 | | 11/01- | F | | | | | | | 55 | 90 | | | | | | 60 | | | 18Q |
| 19-2709 | | 11/01- | R | | | | | | | 42 | 75 | | | | | | 60 | | | |
| 1.9 TD (59 kW) Eng.DHX 5/98-11/01 | | | | | | | | | | | | | | | | | | | | |
| 19-1584 | | | F | | | | | | | 55 | 89,92 | | | | | | 24,56 | | | 18Q |
| 19-1586 | | | F | | | | | | | 50 | 80 | | | | | | 20 | | | 10-14Q |
| 1.9 TD (60 kW) Eng.230 A3.000 3/94-4/02 | | | | | | | | | | | | | | | | | | | | |
| 19-1584 | | -11/01 | F | | | | | | | 55 | 89,92 | | | | | | 24,56 | | | 18Q |
| 19-1586 | | -11/01 | F | | | | | | | 50 | 80 | | | | | | 20 | | | 10-14Q |
| 19-1609 | | -11/01 | R | | | | | | | 30 | 68 | | | | | | 19 | | | 10-14Q |
| 19-1612 | | -11/01 | R | | | | | | | 30 | 75 | | | | | | 26 | | | 18Q |
| 19-2330 | | 11/01- | F | | | | | | | 49 | 84 | | | | | | 48 | | | 10-14Q |
| 19-2331 | | 11/01- | F | | | | | | | 55 | 90 | | | | | | 60 | | | 18Q |
| 19-2709 | | 11/01- | R | | | | | | | 42 | 75 | | | | | | 60 | | | |

FIAT HCV

| METELLI ref | Spare Parts | | F/R | L/R | | | ABS | A | B | C | D | E | F | G | H | I | L | M | Fig | NOTE |
|--|-------------|--------|-----|-----|--|--|-----|---|---|----|-------|---|---|---|---|---|-------|---|-----|--------|
| 1.9 TD (66 kW) Eng.DHX, DHX (XUD9TF/L) 4/98-4/02 | | | | | | | | | | | | | | | | | | | | |
| 19-1584 | | -11/01 | F | | | | | | | 55 | 89,92 | | | | | | 24,56 | | | 18Q |
| 19-1586 | | -11/01 | F | | | | | | | 50 | 80 | | | | | | 20 | | | 10-14Q |
| 19-1609 | | -11/01 | R | | | | | | | 30 | 68 | | | | | | 19 | | | 10-14Q |
| 19-1612 | | -11/01 | R | | | | | | | 30 | 75 | | | | | | 26 | | | 18Q |
| 19-2330 | | 11/01- | F | | | | | | | 49 | 84 | | | | | | 48 | | | 10-14Q |
| 19-2331 | | 11/01- | F | | | | | | | 55 | 90 | | | | | | 60 | | | 18Q |
| 19-2709 | | 11/01- | R | | | | | | | 42 | 75 | | | | | | 60 | | | |
| 1.9 TD CAT (59 kW) Eng.230 A4.000 8/94-4/02 | | | | | | | | | | | | | | | | | | | | |
| 19-1584 | | -11/01 | F | | | | | | | 55 | 89,92 | | | | | | 24,56 | | | 18Q |
| 19-1586 | | -11/01 | F | | | | | | | 50 | 80 | | | | | | 20 | | | 10-14Q |
| 19-1609 | | -11/01 | R | | | | | | | 30 | 68 | | | | | | 19 | | | 10-14Q |
| 19-1612 | | -11/01 | R | | | | | | | 30 | 75 | | | | | | 26 | | | 18Q |
| 19-2330 | | 11/01- | F | | | | | | | 49 | 84 | | | | | | 48 | | | 10-14Q |
| 19-2331 | | 11/01- | F | | | | | | | 55 | 90 | | | | | | 60 | | | 18Q |
| 19-2709 | | 11/01- | R | | | | | | | 42 | 75 | | | | | | 60 | | | |
| 2.0 (80 kW) Eng.RFW 3/94-4/02 | | | | | | | | | | | | | | | | | | | | |
| 19-1584 | | -11/01 | F | | | | | | | 55 | 89,92 | | | | | | 24,56 | | | 18Q |
| 19-1586 | | -11/01 | F | | | | | | | 50 | 80 | | | | | | 20 | | | 10-14Q |
| 19-1609 | | -11/01 | R | | | | | | | 30 | 68 | | | | | | 19 | | | 10-14Q |
| 19-1612 | | -11/01 | R | | | | | | | 30 | 75 | | | | | | 26 | | | 18Q |
| 19-2330 | | 11/01- | F | | | | | | | 49 | 84 | | | | | | 48 | | | 10-14Q |
| 19-2331 | | 11/01- | F | | | | | | | 55 | 90 | | | | | | 60 | | | 18Q |
| 19-2709 | | 11/01- | R | | | | | | | 42 | 75 | | | | | | 60 | | | |
| 2.0 JTD (62 kW) Eng.RHV 7/01-4/02 | | | | | | | | | | | | | | | | | | | | |
| 19-1584 | | -11/01 | F | | | | | | | 55 | 89,92 | | | | | | 24,56 | | | 18Q |
| 19-1586 | | -11/01 | F | | | | | | | 50 | 80 | | | | | | 20 | | | 10-14Q |
| 19-1609 | | -11/01 | R | | | | | | | 30 | 68 | | | | | | 19 | | | 10-14Q |
| 19-1612 | | -11/01 | R | | | | | | | 30 | 75 | | | | | | 26 | | | 18Q |

FIAT HCV

| METELLI ref | Spare Parts | | F/R | L/R | | | ABS | A | B | C | D | E | F | G | H | I | L | M | Fig | NOTE |
|---|-------------|--------|-----|-----|--|--|-----|---|---|----|-------|---|---|---|---|---|-------|---|-----|---------|
| 19-2330 | | 11/01- | F | | | | | | | 49 | 84 | | | | | | 48 | | | 10-14Q |
| 19-2331 | | 11/01- | F | | | | | | | 55 | 90 | | | | | | 60 | | | 18Q |
| 19-2709 | | 11/01- | R | | | | | | | 42 | 75 | | | | | | 60 | | | |
| 2.5 D (62 kW) Eng.8140.67 3/94-4/02 | | | | | | | | | | | | | | | | | | | | |
| 19-1584 | | -11/01 | F | | | | | | | 55 | 89,92 | | | | | | 24,56 | | | 18Q |
| 19-1586 | | -11/01 | F | | | | | | | 50 | 80 | | | | | | 20 | | | 10-14Q |
| 19-1609 | | -11/01 | R | | | | | | | 30 | 68 | | | | | | 19 | | | 10-14Q |
| 19-1612 | | -11/01 | R | | | | | | | 30 | 75 | | | | | | 26 | | | 18Q |
| 19-2330 | | 11/01- | F | | | | | | | 49 | 84 | | | | | | 48 | | | 10-14Q |
| 19-2331 | | 11/01- | F | | | | | | | 55 | 90 | | | | | | 60 | | | 18Q |
| 19-2709 | | 11/01- | R | | | | | | | 42 | 75 | | | | | | 60 | | | |
| 2.5 D 4x4 (62 kW) Eng.8140.67 3/94-4/02 | | | | | | | | | | | | | | | | | | | | |
| 19-1584 | | -11/01 | F | | | | | | | 55 | 89,92 | | | | | | 24,56 | | | 18Q |
| 19-1586 | | -11/01 | F/R | | | | | | | 50 | 80 | | | | | | 20 | | | 10-14 Q |
| 19-2330 | | 11/01- | F | | | | | | | 49 | 84 | | | | | | 48 | | | 10-14Q |
| 19-2331 | | 11/01- | F | | | | | | | 55 | 90 | | | | | | 60 | | | 18Q |
| 2.5 TD (80 kW) Eng.8140.47 6/94-8/98 | | | | | | | | | | | | | | | | | | | | |
| 19-1584 | | | F | | | | | | | 55 | 89,92 | | | | | | 24,56 | | | 18Q |
| 19-1586 | | | F | | | | | | | 50 | 80 | | | | | | 20 | | | 10-14Q |
| 2.5 TD (85 kW) Eng.8140.47 6/94-4/98 | | | | | | | | | | | | | | | | | | | | |
| 19-1584 | | | F | | | | | | | 55 | 89,92 | | | | | | 24,56 | | | 18Q |
| 19-1586 | | | F | | | | | | | 50 | 80 | | | | | | 20 | | | 10-14Q |
| 2.5 TD 4x4 (80 kW) Eng.8140.47 11/94-4/98 | | | | | | | | | | | | | | | | | | | | |
| 19-1584 | | | F | | | | | | | 55 | 89,92 | | | | | | 24,56 | | | 18Q |
| 19-1586 | | | F | | | | | | | 50 | 80 | | | | | | 20 | | | 10-14Q |
| 2.5 TD 4x4 (85 kW) Eng.8140.47 11/94-4/98 | | | | | | | | | | | | | | | | | | | | |
| 19-1584 | | | F | | | | | | | 55 | 89,92 | | | | | | 24,56 | | | 18Q |
| 19-1586 | | | F | | | | | | | 50 | 80 | | | | | | 20 | | | 10-14Q |

FIAT HCV

| METELLI ref | Spare Parts | | F/R | L/R | | | ABS | A | B | C | D | E | F | G | H | I | L | M | Fig | NOTE |
|--|-------------|--------|-----|-----|--|--|-----|---|---|----|-------|---|---|---|---|---|-------|---|-----|---------|
| 2.5 TDI (80 kW) Eng.8140.47R 3/94-4/02 | | | | | | | | | | | | | | | | | | | | |
| 19-1584 | | -11/01 | F | | | | | | | 55 | 89,92 | | | | | | 24,56 | | | 18Q |
| 19-1586 | | -11/01 | F | | | | | | | 50 | 80 | | | | | | 20 | | | 10-14Q |
| 19-1609 | | -11/01 | R | | | | | | | 30 | 68 | | | | | | 19 | | | 10-14Q |
| 19-1612 | | -11/01 | R | | | | | | | 30 | 75 | | | | | | 26 | | | 18Q |
| 19-2330 | | 11/01- | F | | | | | | | 49 | 84 | | | | | | 48 | | | 10-14Q |
| 19-2331 | | 11/01- | F | | | | | | | 55 | 90 | | | | | | 60 | | | 18Q |
| 19-2709 | | 11/01- | R | | | | | | | 42 | 75 | | | | | | 60 | | | |
| 2.5 TDI 4x4 (85 kW) Eng.8140.47 6/98-4/02 | | | | | | | | | | | | | | | | | | | | |
| 19-1584 | | -11/01 | F | | | | | | | 55 | 89,92 | | | | | | 24,56 | | | 18Q |
| 19-1586 | | -11/01 | F/R | | | | | | | 50 | 80 | | | | | | 20 | | | 10-14 Q |
| 19-2330 | | 11/01- | F | | | | | | | 49 | 84 | | | | | | 48 | | | 10-14Q |
| 19-2331 | | 11/01- | F | | | | | | | 55 | 90 | | | | | | 60 | | | 18Q |
| 2.8 D (64 kW) Eng.8140.63 2/98-4/02 | | | | | | | | | | | | | | | | | | | | |
| 19-1584 | | -11/01 | F | | | | | | | 55 | 89,92 | | | | | | 24,56 | | | 18Q |
| 19-1586 | | -11/01 | F | | | | | | | 50 | 80 | | | | | | 20 | | | 10-14Q |
| 19-1609 | | -11/01 | R | | | | | | | 30 | 68 | | | | | | 19 | | | 10-14Q |
| 19-1612 | | -11/01 | R | | | | | | | 30 | 75 | | | | | | 26 | | | 18Q |
| 19-2330 | | 11/01- | F | | | | | | | 49 | 84 | | | | | | 48 | | | 10-14Q |
| 19-2331 | | 11/01- | F | | | | | | | 55 | 90 | | | | | | 60 | | | 18Q |
| 19-2709 | | 11/01- | R | | | | | | | 42 | 75 | | | | | | 60 | | | |
| 2.8 iDTD 4x4 (90 kW) Eng.8140.43 5/98-9/01 | | | | | | | | | | | | | | | | | | | | |
| 19-1584 | | | F | | | | | | | 55 | 89,92 | | | | | | 24,56 | | | 18Q |
| 19-1586 | | | F/R | | | | | | | 50 | 80 | | | | | | 20 | | | 10-14Q |
| 2.8 JTD (94 kW) Eng.8140.43S 11/00-4/02 | | | | | | | | | | | | | | | | | | | | |
| 19-1584 | | -11/01 | F | | | | | | | 55 | 89,92 | | | | | | 24,56 | | | 18Q |
| 19-1586 | | -11/01 | F | | | | | | | 50 | 80 | | | | | | 20 | | | 10-14Q |
| 19-1609 | | -11/01 | R | | | | | | | 30 | 68 | | | | | | 19 | | | 10-14Q |
| 19-1612 | | -11/01 | R | | | | | | | 30 | 75 | | | | | | 26 | | | 18Q |

FIAT HCV

| METELLI ref | Spare Parts | | F/R | L/R | | ABS | A | B | C | D | E | F | G | H | I | L | M | Fig | NOTE |
|-------------|-------------|--------|-----|-----|--|-----|---|---|----|----|---|---|---|---|---|----|---|-----|--------|
| 19-2330 | | 11/01- | F | | | | | | 49 | 84 | | | | | | 48 | | | 10-14Q |
| 19-2331 | | 11/01- | F | | | | | | 55 | 90 | | | | | | 60 | | | 18Q |
| 19-2709 | | 11/01- | R | | | | | | 42 | 75 | | | | | | 60 | | | |

2.8 JTD 4x4 (94 kW) Eng.8140.43S 10/01-4/02

| | | | | | | | | | | | | | | | | | | | |
|---------|--|--------|-----|--|--|--|--|--|----|-------|--|--|--|--|--|-------|--|--|---------|
| 19-1584 | | -11/01 | F | | | | | | 55 | 89,92 | | | | | | 24,56 | | | 18Q |
| 19-1586 | | -11/01 | F/R | | | | | | 50 | 80 | | | | | | 20 | | | 10-14 Q |
| 19-2330 | | 11/01- | F | | | | | | 49 | 84 | | | | | | 48 | | | 10-14Q |
| 19-2331 | | 11/01- | F | | | | | | 55 | 90 | | | | | | 60 | | | 18Q |

2.8 TDI (90 kW) Eng.8140.43 12/98-4/02

| | | | | | | | | | | | | | | | | | | | |
|---------|--|--------|---|--|--|--|--|--|----|-------|--|--|--|--|--|-------|--|--|--------|
| 19-1584 | | -11/01 | F | | | | | | 55 | 89,92 | | | | | | 24,56 | | | 18Q |
| 19-1586 | | -11/01 | F | | | | | | 50 | 80 | | | | | | 20 | | | 10-14Q |
| 19-1609 | | -11/01 | R | | | | | | 30 | 68 | | | | | | 19 | | | 10-14Q |
| 19-1612 | | -11/01 | R | | | | | | 30 | 75 | | | | | | 26 | | | 18Q |
| 19-2330 | | 11/01- | F | | | | | | 49 | 84 | | | | | | 48 | | | 10-14Q |
| 19-2331 | | 11/01- | F | | | | | | 55 | 90 | | | | | | 60 | | | 18Q |
| 19-2709 | | 11/01- | R | | | | | | 42 | 75 | | | | | | 60 | | | |

Ducato III Van (230_) 3/94-4/02

1.9 D (50 kW) Eng.DJY (04.98-.) 4/98-4/02

| | | | | | | | | | | | | | | | | | | | |
|---------|--|--------|---|--|--|--|--|--|----|-------|--|--|--|--|--|-------|--|--|--------|
| 19-1584 | | -11/01 | F | | | | | | 55 | 89,92 | | | | | | 24,56 | | | 18Q |
| 19-1586 | | -11/01 | F | | | | | | 50 | 80 | | | | | | 20 | | | 10-14Q |
| 19-1609 | | -11/01 | R | | | | | | 30 | 68 | | | | | | 19 | | | 10-14Q |
| 19-1612 | | -11/01 | R | | | | | | 30 | 75 | | | | | | 26 | | | 18Q |
| 19-2330 | | 11/01- | F | | | | | | 49 | 84 | | | | | | 48 | | | 10-14Q |
| 19-2331 | | 11/01- | F | | | | | | 55 | 90 | | | | | | 60 | | | 18Q |
| 19-2709 | | 11/01- | R | | | | | | 42 | 75 | | | | | | 60 | | | |

1.9 D (51 kW) Eng.230 A2.000 3/94-4/02

| | | | | | | | | | | | | | | | | | | | |
|---------|--|--------|---|--|--|--|--|--|----|-------|--|--|--|--|--|-------|--|--|--------|
| 19-1584 | | -11/01 | F | | | | | | 55 | 89,92 | | | | | | 24,56 | | | 18Q |
| 19-1586 | | -11/01 | F | | | | | | 50 | 80 | | | | | | 20 | | | 10-14Q |

FIAT HCV

| METELLI ref | Spare Parts | | F/R | L/R | | | ABS | A | B | C | D | E | F | G | H | I | L | M | Fig | NOTE |
|--|-------------|--------|-----|-----|--|--|-----|---|---|----|-------|---|---|---|---|---|-------|---|-----|--------|
| 19-1609 | | -11/01 | R | | | | | | | 30 | 68 | | | | | | 19 | | | 10-14Q |
| 19-1612 | | -11/01 | R | | | | | | | 30 | 75 | | | | | | 26 | | | 18Q |
| 19-2330 | | 11/01- | F | | | | | | | 49 | 84 | | | | | | 48 | | | 10-14Q |
| 19-2331 | | 11/01- | F | | | | | | | 55 | 90 | | | | | | 60 | | | 18Q |
| 19-2709 | | 11/01- | R | | | | | | | 42 | 75 | | | | | | 60 | | | |
| 1.9 TD (60 kW) Eng.230 A3.000 3/94-4/02 | | | | | | | | | | | | | | | | | | | | |
| 19-1584 | | -11/01 | F | | | | | | | 55 | 89,92 | | | | | | 24,56 | | | 18Q |
| 19-1586 | | -11/01 | F | | | | | | | 50 | 80 | | | | | | 20 | | | 10-14Q |
| 19-1609 | | -11/01 | R | | | | | | | 30 | 68 | | | | | | 19 | | | 10-14Q |
| 19-1612 | | -11/01 | R | | | | | | | 30 | 75 | | | | | | 26 | | | 18Q |
| 19-2330 | | 11/01- | F | | | | | | | 49 | 84 | | | | | | 48 | | | 10-14Q |
| 19-2331 | | 11/01- | F | | | | | | | 55 | 90 | | | | | | 60 | | | 18Q |
| 19-2709 | | 11/01- | R | | | | | | | 42 | 75 | | | | | | 60 | | | |
| 1.9 TD (66 kW) Eng.DHX, DHX (XUD9TF/L) 4/98-4/02 | | | | | | | | | | | | | | | | | | | | |
| 19-1584 | | -11/01 | F | | | | | | | 55 | 89,92 | | | | | | 24,56 | | | 18Q |
| 19-1586 | | -11/01 | F | | | | | | | 50 | 80 | | | | | | 20 | | | 10-14Q |
| 19-1609 | | -11/01 | R | | | | | | | 30 | 68 | | | | | | 19 | | | 10-14Q |
| 19-1612 | | -11/01 | R | | | | | | | 30 | 75 | | | | | | 26 | | | 18Q |
| 19-2330 | | 11/01- | F | | | | | | | 49 | 84 | | | | | | 48 | | | 10-14Q |
| 19-2331 | | 11/01- | F | | | | | | | 55 | 90 | | | | | | 60 | | | 18Q |
| 19-2709 | | 11/01- | R | | | | | | | 42 | 75 | | | | | | 60 | | | |
| 1.9 TD CAT (59 kW) Eng.230 A4.000 8/94-4/02 | | | | | | | | | | | | | | | | | | | | |
| 19-1584 | | -11/01 | F | | | | | | | 55 | 89,92 | | | | | | 24,56 | | | 18Q |
| 19-1586 | | -11/01 | F | | | | | | | 50 | 80 | | | | | | 20 | | | 10-14Q |
| 19-1609 | | -11/01 | R | | | | | | | 30 | 68 | | | | | | 19 | | | 10-14Q |
| 19-1612 | | -11/01 | R | | | | | | | 30 | 75 | | | | | | 26 | | | 18Q |
| 19-2330 | | 11/01- | F | | | | | | | 49 | 84 | | | | | | 48 | | | 10-14Q |
| 19-2331 | | 11/01- | F | | | | | | | 55 | 90 | | | | | | 60 | | | 18Q |
| 19-2709 | | 11/01- | R | | | | | | | 42 | 75 | | | | | | 60 | | | |

FIAT HCV

| METELLI ref | Spare Parts | | F/R | L/R | | | ABS | A | B | C | D | E | F | G | H | I | L | M | Fig | NOTE |
|---|-------------|--------|-----|-----|--|--|-----|---|---|----|-------|---|---|---|---|---|-------|---|-----|--------|
| 2.0 (80 kW) Eng.RFW 3/94-4/02 | | | | | | | | | | | | | | | | | | | | |
| 19-1584 | | -11/01 | F | | | | | | | 55 | 89,92 | | | | | | 24,56 | | | 18Q |
| 19-1586 | | -11/01 | F | | | | | | | 50 | 80 | | | | | | 20 | | | 10-14Q |
| 19-1609 | | -11/01 | R | | | | | | | 30 | 68 | | | | | | 19 | | | 10-14Q |
| 19-1612 | | -11/01 | R | | | | | | | 30 | 75 | | | | | | 26 | | | 18Q |
| 19-2330 | | 11/01- | F | | | | | | | 49 | 84 | | | | | | 48 | | | 10-14Q |
| 19-2331 | | 11/01- | F | | | | | | | 55 | 90 | | | | | | 60 | | | 18Q |
| 19-2709 | | 11/01- | R | | | | | | | 42 | 75 | | | | | | 60 | | | |
| 2.0 4x4 (80 kW) Eng.RFW 11/94-4/02 | | | | | | | | | | | | | | | | | | | | |
| 19-1584 | | -11/01 | F | | | | | | | 55 | 89,92 | | | | | | 24,56 | | | 18Q |
| 19-1586 | | -11/01 | F/R | | | | | | | 50 | 80 | | | | | | 20 | | | 10-14Q |
| 19-2330 | | 11/01- | F | | | | | | | 49 | 84 | | | | | | 48 | | | 10-14Q |
| 19-2331 | | 11/01- | F | | | | | | | 55 | 90 | | | | | | 60 | | | 18Q |
| 2.0 JTD (62 kW) Eng.RHV 10/01-4/02 | | | | | | | | | | | | | | | | | | | | |
| 19-1584 | | -11/01 | F | | | | | | | 55 | 89,92 | | | | | | 24,56 | | | 18Q |
| 19-1586 | | -11/01 | F | | | | | | | 50 | 80 | | | | | | 20 | | | 10-14Q |
| 19-1609 | | -11/01 | R | | | | | | | 30 | 68 | | | | | | 19 | | | 10-14Q |
| 19-1612 | | -11/01 | R | | | | | | | 30 | 75 | | | | | | 26 | | | 18Q |
| 19-2330 | | 11/01- | F | | | | | | | 49 | 84 | | | | | | 48 | | | 10-14Q |
| 19-2331 | | 11/01- | F | | | | | | | 55 | 90 | | | | | | 60 | | | 18Q |
| 19-2709 | | 11/01- | R | | | | | | | 42 | 75 | | | | | | 60 | | | |
| 2.5 D (62 kW) Eng.8140.67 3/94-4/02 | | | | | | | | | | | | | | | | | | | | |
| 19-1584 | | -11/01 | F | | | | | | | 55 | 89,92 | | | | | | 24,56 | | | 18Q |
| 19-1586 | | -11/01 | F | | | | | | | 50 | 80 | | | | | | 20 | | | 10-14Q |
| 19-1609 | | -11/01 | R | | | | | | | 30 | 68 | | | | | | 19 | | | 10-14Q |
| 19-1612 | | -11/01 | R | | | | | | | 30 | 75 | | | | | | 26 | | | 18Q |
| 19-2330 | | 11/01- | F | | | | | | | 49 | 84 | | | | | | 48 | | | 10-14Q |
| 19-2331 | | 11/01- | F | | | | | | | 55 | 90 | | | | | | 60 | | | 18Q |
| 19-2709 | | 11/01- | R | | | | | | | 42 | 75 | | | | | | 60 | | | |

FIAT HCV

| METELLI ref | Spare Parts | | F/R | L/R | | | ABS | A | B | C | D | E | F | G | H | I | L | M | Fig | NOTE |
|---|-------------|--------|-----|-----|--|--|-----|---|---|----|-------|---|---|---|---|---|-------|---|-----|--------|
| 2.5 D 4x4 (62 kW) Eng.8140.67 3/94-4/02 | | | | | | | | | | | | | | | | | | | | |
| 19-1584 | | | F | | | | | | | 55 | 89,92 | | | | | | 24,56 | | | 18Q |
| 19-1586 | | | F | | | | | | | 50 | 80 | | | | | | 20 | | | 10-14Q |
| 2.5 TD (80 kW) Eng.8140.47 6/94-8/98 | | | | | | | | | | | | | | | | | | | | |
| 19-1584 | | | F | | | | | | | 55 | 89,92 | | | | | | 24,56 | | | 18Q |
| 19-1586 | | | F | | | | | | | 50 | 80 | | | | | | 20 | | | 10-14Q |
| 2.5 TD 4x4 (80 kW) Eng.8140.47 11/94-4/98 | | | | | | | | | | | | | | | | | | | | |
| 19-1584 | | | F | | | | | | | 55 | 89,92 | | | | | | 24,56 | | | 18Q |
| 19-1586 | | | F | | | | | | | 50 | 80 | | | | | | 20 | | | 10-14Q |
| 2.5 TD 4x4 (85 kW) Eng.8140.47 11/94-4/98 | | | | | | | | | | | | | | | | | | | | |
| 19-1584 | | | F | | | | | | | 55 | 89,92 | | | | | | 24,56 | | | 18Q |
| 19-1586 | | | F | | | | | | | 50 | 80 | | | | | | 20 | | | 10-14Q |
| 2.5 TDI (80 kW) Eng.8140.47R 3/94-4/02 | | | | | | | | | | | | | | | | | | | | |
| 19-1584 | | -11/01 | F | | | | | | | 55 | 89,92 | | | | | | 24,56 | | | 18Q |
| 19-1586 | | -11/01 | F | | | | | | | 50 | 80 | | | | | | 20 | | | 10-14Q |
| 19-1609 | | -11/01 | R | | | | | | | 30 | 68 | | | | | | 19 | | | 10-14Q |
| 19-1612 | | -11/01 | R | | | | | | | 30 | 75 | | | | | | 26 | | | 18Q |
| 19-2330 | | 11/01- | F | | | | | | | 49 | 84 | | | | | | 48 | | | 10-14Q |
| 19-2331 | | 11/01- | F | | | | | | | 55 | 90 | | | | | | 60 | | | 18Q |
| 19-2709 | | 11/01- | R | | | | | | | 42 | 75 | | | | | | 60 | | | |
| 2.5 TDI (85 kW) Eng.8140.47 3/94-4/02 | | | | | | | | | | | | | | | | | | | | |
| 19-1584 | | -11/01 | F | | | | | | | 55 | 89,92 | | | | | | 24,56 | | | 18Q |
| 19-1586 | | -11/01 | F | | | | | | | 50 | 80 | | | | | | 20 | | | 10-14Q |
| 19-1609 | | -11/01 | R | | | | | | | 30 | 68 | | | | | | 19 | | | 10-14Q |
| 19-1612 | | -11/01 | R | | | | | | | 30 | 75 | | | | | | 26 | | | 18Q |
| 19-2330 | | 11/01- | F | | | | | | | 49 | 84 | | | | | | 48 | | | 10-14Q |
| 19-2331 | | 11/01- | F | | | | | | | 55 | 90 | | | | | | 60 | | | 18Q |
| 19-2709 | | 11/01- | R | | | | | | | 42 | 75 | | | | | | 60 | | | |

FIAT HCV

| METELLI ref | Spare Parts | | F/R | L/R | | | ABS | A | B | C | D | E | F | G | H | I | L | M | Fig | NOTE |
|---|-------------|--------|-----|-----|--|--|-----|---|---|----|-------|---|---|---|---|---|-------|---|-----|---------|
| 2.5 TDI 4x4 (85 kW) Eng.8140.47 5/98-4/02 | | | | | | | | | | | | | | | | | | | | |
| 19-1584 | | -11/01 | F | | | | | | | 55 | 89,92 | | | | | | 24,56 | | | 18Q |
| 19-1586 | | -11/01 | F/R | | | | | | | 50 | 80 | | | | | | 20 | | | 10-14 Q |
| 19-2330 | | 11/01- | F | | | | | | | 49 | 84 | | | | | | 48 | | | 10-14Q |
| 19-2331 | | 11/01- | F | | | | | | | 55 | 90 | | | | | | 60 | | | 18Q |
| 2.8 D (64 kW) Eng.8140.63 5/98-4/02 | | | | | | | | | | | | | | | | | | | | |
| 19-1584 | | -11/01 | F | | | | | | | 55 | 89,92 | | | | | | 24,56 | | | 18Q |
| 19-1586 | | -11/01 | F | | | | | | | 50 | 80 | | | | | | 20 | | | 10-14Q |
| 19-1609 | | -11/01 | R | | | | | | | 30 | 68 | | | | | | 19 | | | 10-14Q |
| 19-1612 | | -11/01 | R | | | | | | | 30 | 75 | | | | | | 26 | | | 18Q |
| 19-2330 | | 11/01- | F | | | | | | | 49 | 84 | | | | | | 48 | | | 10-14Q |
| 19-2331 | | 11/01- | F | | | | | | | 55 | 90 | | | | | | 60 | | | 18Q |
| 19-2709 | | 11/01- | R | | | | | | | 42 | 75 | | | | | | 60 | | | |
| 2.8 D 4x4 (64 kW) Eng.8140.63 8/98-4/02 | | | | | | | | | | | | | | | | | | | | |
| 19-1584 | | -11/01 | F | | | | | | | 55 | 89,92 | | | | | | 24,56 | | | 18Q |
| 19-1586 | | -11/01 | F/R | | | | | | | 50 | 80 | | | | | | 20 | | | 10-14 Q |
| 19-2330 | | 11/01- | F | | | | | | | 49 | 84 | | | | | | 48 | | | 10-14Q |
| 19-2331 | | 11/01- | F | | | | | | | 55 | 90 | | | | | | 60 | | | 18Q |
| 2.8 JTD (94 kW) Eng.8140.43S 11/00-4/02 | | | | | | | | | | | | | | | | | | | | |
| 19-1584 | | -11/01 | F | | | | | | | 55 | 89,92 | | | | | | 24,56 | | | 18Q |
| 19-1586 | | -11/01 | F | | | | | | | 50 | 80 | | | | | | 20 | | | 10-14Q |
| 19-1609 | | -11/01 | R | | | | | | | 30 | 68 | | | | | | 19 | | | 10-14Q |
| 19-1612 | | -11/01 | R | | | | | | | 30 | 75 | | | | | | 26 | | | 18Q |
| 19-2330 | | 11/01- | F | | | | | | | 49 | 84 | | | | | | 48 | | | 10-14Q |
| 19-2331 | | 11/01- | F | | | | | | | 55 | 90 | | | | | | 60 | | | 18Q |
| 19-2709 | | 11/01- | R | | | | | | | 42 | 75 | | | | | | 60 | | | |
| 2.8 JTD 4x4 (94 kW) Eng.8140.43S 11/00-4/02 | | | | | | | | | | | | | | | | | | | | |
| 19-1584 | | -11/01 | F | | | | | | | 55 | 89,92 | | | | | | 24,56 | | | 18Q |
| 19-1586 | | -11/01 | F/R | | | | | | | 50 | 80 | | | | | | 20 | | | 10-14 Q |

FIAT HCV

| METELLI ref | Spare Parts | | F/R | L/R | | | ABS | A | B | C | D | E | F | G | H | I | L | M | Fig | NOTE |
|---|-------------|--------|-----|-----|--|--|-----|---|---|----|-------|---|---|---|---|---|-------|---|-----|---------|
| 19-2330 | | 11/01- | F | | | | | | | 49 | 84 | | | | | | 48 | | | 10-14Q |
| 19-2331 | | 11/01- | F | | | | | | | 55 | 90 | | | | | | 60 | | | 18Q |
| 2.8 TD 4x4 (90 kW) Eng.8140.43 5/98-9/01 | | | | | | | | | | | | | | | | | | | | |
| 19-1584 | | | F | | | | | | | 55 | 89,92 | | | | | | 24,56 | | | 18Q |
| 19-1586 | | | F | | | | | | | 50 | 80 | | | | | | 20 | | | 10-14Q |
| 2.8 TDI (90 kW) Eng.8140.43 10/97-4/02 | | | | | | | | | | | | | | | | | | | | |
| 19-1586 | | -11/01 | F | | | | | | | 50 | 80 | | | | | | 20 | | | 10-14Q |
| 19-1609 | | -11/01 | R | | | | | | | 30 | 68 | | | | | | 19 | | | 10-14Q |
| 19-1612 | | -11/01 | R | | | | | | | 30 | 75 | | | | | | 26 | | | 18Q |
| 19-2330 | | 11/01- | F | | | | | | | 49 | 84 | | | | | | 48 | | | 10-14Q |
| 19-2331 | | 11/01- | F | | | | | | | 55 | 90 | | | | | | 60 | | | 18Q |
| 19-2709 | | 11/01- | R | | | | | | | 42 | 75 | | | | | | 60 | | | |
| 2.8 TDI 4x4 (90 kW) Eng.8140.43 6/99-4/02 | | | | | | | | | | | | | | | | | | | | |
| 19-1584 | | -11/01 | F | | | | | | | 55 | 89,92 | | | | | | 24,56 | | | 18Q |
| 19-1586 | | -11/01 | F/R | | | | | | | 50 | 80 | | | | | | 20 | | | 10-14 Q |
| 19-2330 | | 11/01- | F | | | | | | | 49 | 84 | | | | | | 48 | | | 10-14Q |
| 19-2331 | | 11/01- | F | | | | | | | 55 | 90 | | | | | | 60 | | | 18Q |
| Ducato IV Bus (244_) 4/02-1/70 | | | | | | | | | | | | | | | | | | | | |
| 2.0 (81 kW) Eng.RFL 12/01-7/06 | | | | | | | | | | | | | | | | | | | | |
| 19-2330 | | -09/04 | F | | | | | | | 49 | 84 | | | | | | 48 | | | 11-15Q |
| 19-2331 | | | F | | | | | | | 55 | 90 | | | | | | 60 | | | 18Q |
| 19-2709 | | | R | | | | | | | 42 | 75 | | | | | | 60 | | | |
| 19-2759 | | 09/04- | F | | | | | | | 49 | 84 | | | | | | 48 | | | 11-15Q |
| 2.0 4x4 (81 kW) Eng.RFL 5/02-7/06 | | | | | | | | | | | | | | | | | | | | |
| 19-2330 | | -09/04 | F | | | | | | | 49 | 84 | | | | | | 48 | | | 11-15Q |
| 19-2331 | | | F | | | | | | | 55 | 90 | | | | | | 60 | | | 18Q |
| 19-2759 | | 09/04- | F | | | | | | | 49 | 84 | | | | | | 48 | | | 11-15Q |

FIAT HCV

| METELLI ref | Spare Parts | | F/R | L/R | | | ABS | A | B | C | D | E | F | G | H | I | L | M | Fig | NOTE |
|---|-------------|--------|-----|-----|--|--|-----|---|---|----|----|---|---|---|---|---|---|----|-----|----------------------------|
| 2.0 Bipower (81 kW) Eng.RFL 11/02-7/06 | | | | | | | | | | | | | | | | | | | | |
| 19-2330 | | -09/04 | F | | | | | | | 49 | 84 | | | | | | | 48 | | 11-15Q |
| 19-2331 | | | F | | | | | | | 55 | 90 | | | | | | | 60 | | 18Q |
| 19-2709 | | | R | | | | | | | 42 | 75 | | | | | | | 60 | | |
| 19-2759 | | 09/04- | F | | | | | | | 49 | 84 | | | | | | | 48 | | 11-15Q |
| 2.0 JTD (62 kW) Eng.RHV 12/01-7/06 | | | | | | | | | | | | | | | | | | | | |
| 19-2330 | | -09/04 | F | | | | | | | 49 | 84 | | | | | | | 48 | | |
| 19-2709 | | | R | | | | | | | 42 | 75 | | | | | | | 60 | | |
| 19-2759 | | 09/04- | F | | | | | | | 49 | 84 | | | | | | | 48 | | |
| 2.0 LPG (71 kW) Eng.RFL 11/02-7/06 | | | | | | | | | | | | | | | | | | | | |
| 19-2709 | | | R | | | | | | | 42 | 75 | | | | | | | 60 | | |
| 2.3 JTD (81 kW) Eng.F1AE0481C 12/01-7/06 | | | | | | | | | | | | | | | | | | | | |
| 19-2330 | | -09/04 | F | | | | | | | 49 | 84 | | | | | | | 48 | | 11-15-18Q |
| 19-2331 | | | F | | | | | | | 55 | 90 | | | | | | | 60 | | 18Q Exc. Special Vehicles |
| 19-2709 | | | R | | | | | | | 42 | 75 | | | | | | | 60 | | |
| 19-2759 | | 09/04- | F | | | | | | | 49 | 84 | | | | | | | 48 | | 11-15-18Q Special Vehicles |
| 2.8 JTD (94 kW) Eng.8140.43S 12/01-1/70 | | | | | | | | | | | | | | | | | | | | |
| 19-2330 | | -09/04 | F | | | | | | | 49 | 84 | | | | | | | 48 | | 11-15-18Q |
| 19-2331 | | | F | | | | | | | 55 | 90 | | | | | | | 60 | | 18Q Exc. Special Vehicles |
| 19-2709 | | | R | | | | | | | 42 | 75 | | | | | | | 60 | | |
| 19-2759 | | 09/04- | F | | | | | | | 49 | 84 | | | | | | | 48 | | 11-15-18Q Special Vehicles |
| 2.8 JTD (107 kW) Eng.8140.43N 4/04-7/06 | | | | | | | | | | | | | | | | | | | | |
| 19-2709 | | | R | | | | | | | 42 | 75 | | | | | | | 60 | | |
| 2.8 JTD 4x4 (94 kW) Eng.8140.43S 12/01-7/06 | | | | | | | | | | | | | | | | | | | | |
| 19-2330 | | -09/04 | F | | | | | | | 49 | 84 | | | | | | | 48 | | 11-15Q |
| 19-2331 | | | F | | | | | | | 55 | 90 | | | | | | | 60 | | 18Q |
| 19-2759 | | 09/04- | F | | | | | | | 49 | 84 | | | | | | | 48 | | 11-15Q |

FIAT HCV

| METELLI ref | Spare Parts | | F/R | L/R | | | ABS | A | B | C | D | E | F | G | H | I | L | M | Fig | NOTE |
|---|-------------|--------|-----|-----|--|--|-----|---|---|----|----|---|---|---|---|---|---|----|-----|----------------------------|
| 2.8 TD (90 kW) Eng.8140.43 11/03-7/06 | | | | | | | | | | | | | | | | | | | | |
| 19-2709 | | | R | | | | | | | 42 | 75 | | | | | | | 60 | | |
| Ducato IV Platform/Chassis (244_) 4/02-7/06 | | | | | | | | | | | | | | | | | | | | |
| 2.0 (81 kW) Eng.RFL 4/02-7/06 | | | | | | | | | | | | | | | | | | | | |
| 19-2330 | | -09/04 | F | | | | | | | 49 | 84 | | | | | | | 48 | | |
| 19-2709 | | | R | | | | | | | 42 | 75 | | | | | | | 60 | | |
| 19-2759 | | 09/04- | F | | | | | | | 49 | 84 | | | | | | | 48 | | |
| 2.0 JTD (62 kW) Eng.RHV 12/01-7/06 | | | | | | | | | | | | | | | | | | | | |
| 19-2330 | | -09/04 | F | | | | | | | 49 | 84 | | | | | | | 48 | | |
| 19-2709 | | | R | | | | | | | 42 | 75 | | | | | | | 60 | | |
| 19-2759 | | 09/04- | F | | | | | | | 49 | 84 | | | | | | | 48 | | |
| 2.3 JTD (81 kW) Eng.F1AE0481C 12/01-7/06 | | | | | | | | | | | | | | | | | | | | |
| 19-2330 | | -09/04 | F | | | | | | | 49 | 84 | | | | | | | 48 | | 11-15-18Q |
| 19-2331 | | | F | | | | | | | 55 | 90 | | | | | | | 60 | | 18Q Exc. Special Vehicles |
| 19-2709 | | | R | | | | | | | 42 | 75 | | | | | | | 60 | | |
| 19-2759 | | 09/04- | F | | | | | | | 49 | 84 | | | | | | | 48 | | 11-15-18Q Special Vehicles |
| 2.8 JTD (90 kW) Eng.8140.43 11/03-7/06 | | | | | | | | | | | | | | | | | | | | |
| 19-2709 | | | R | | | | | | | 42 | 75 | | | | | | | 60 | | |
| 2.8 JTD (94 kW) Eng.8140.43S 12/01-7/06 | | | | | | | | | | | | | | | | | | | | |
| 19-2330 | | -09/04 | F | | | | | | | 49 | 84 | | | | | | | 48 | | 11-15-18Q |
| 19-2331 | | | F | | | | | | | 55 | 90 | | | | | | | 60 | | 18Q Exc. Special Vehicles |
| 19-2709 | | | R | | | | | | | 42 | 75 | | | | | | | 60 | | |
| 19-2759 | | 09/04- | F | | | | | | | 49 | 84 | | | | | | | 48 | | 11-15-18Q Special Vehicles |
| 2.8 JTD 4x4 (94 kW) Eng.8140.43S 12/01-7/06 | | | | | | | | | | | | | | | | | | | | |
| 19-2330 | | -09/04 | F | | | | | | | 49 | 84 | | | | | | | 48 | | 11-15Q |
| 19-2331 | | | F | | | | | | | 55 | 90 | | | | | | | 60 | | 18Q |
| 19-2759 | | 09/04- | F | | | | | | | 49 | 84 | | | | | | | 48 | | 11-15Q |

FIAT HCV

| METELLI ref | Spare Parts | | F/R | L/R | | | ABS | A | B | C | D | E | F | G | H | I | L | M | Fig | NOTE |
|--|-------------|--------|-----|-----|--|--|-----|---|---|----|----|---|---|---|---|---|---|----|-----|----------------------------|
| 2.8 JTD Power (107 kW) Eng.8140.43N 4/04-7/06 | | | | | | | | | | | | | | | | | | | | |
| 19-2330 | | -09/04 | F | | | | | | | 49 | 84 | | | | | | | 48 | | 11-15-18Q |
| 19-2331 | | | F | | | | | | | 55 | 90 | | | | | | | 60 | | 18Q Exc. Special Vehicles |
| 19-2709 | | | R | | | | | | | 42 | 75 | | | | | | | 60 | | |
| 19-2759 | | 09/04- | F | | | | | | | 49 | 84 | | | | | | | 48 | | 11-15-18Q Special Vehicles |
| Ducato IV Van (244_) 4/02-1/70 | | | | | | | | | | | | | | | | | | | | |
| 2.0 (81 kW) Eng.RFL 12/01-7/06 | | | | | | | | | | | | | | | | | | | | |
| 19-2330 | | -09/04 | F | | | | | | | 49 | 84 | | | | | | | 48 | | 11-15Q |
| 19-2331 | | | F | | | | | | | 55 | 90 | | | | | | | 60 | | 18Q |
| 19-2709 | | | R | | | | | | | 42 | 75 | | | | | | | 60 | | |
| 19-2759 | | 09/04- | F | | | | | | | 49 | 84 | | | | | | | 48 | | 11-15Q |
| 2.0 4x4 (81 kW) Eng.RFL 5/02-7/06 | | | | | | | | | | | | | | | | | | | | |
| 19-2330 | | -09/04 | F | | | | | | | 49 | 84 | | | | | | | 48 | | 11-15Q |
| 19-2331 | | | F | | | | | | | 55 | 90 | | | | | | | 60 | | 18Q |
| 19-2759 | | 09/04- | F | | | | | | | 49 | 84 | | | | | | | 48 | | 11-15Q |
| 2.0 Bipower (81 kW) Eng.RFL 11/02-7/06 | | | | | | | | | | | | | | | | | | | | |
| 19-2330 | | -09/04 | F | | | | | | | 49 | 84 | | | | | | | 48 | | 11-15Q |
| 19-2331 | | | F | | | | | | | 55 | 90 | | | | | | | 60 | | 18Q |
| 19-2709 | | | R | | | | | | | 42 | 75 | | | | | | | 60 | | |
| 19-2759 | | 09/04- | F | | | | | | | 49 | 84 | | | | | | | 48 | | 11-15Q |
| 2.0 JTD (62 kW) Eng.RHV 12/01-7/06 | | | | | | | | | | | | | | | | | | | | |
| 19-2330 | | -09/04 | F | | | | | | | 49 | 84 | | | | | | | 48 | | |
| 19-2709 | | | R | | | | | | | 42 | 75 | | | | | | | 60 | | |
| 19-2759 | | 09/04- | F | | | | | | | 49 | 84 | | | | | | | 48 | | |
| 2.0 LPG (71 kW) Eng.RFL 11/02-7/06 | | | | | | | | | | | | | | | | | | | | |
| 19-2709 | | | R | | | | | | | 42 | 75 | | | | | | | 60 | | |
| 2.3 JTD (81 kW) Eng.F1AE0481C 12/01-7/06 | | | | | | | | | | | | | | | | | | | | |
| 19-2330 | | -09/04 | F | | | | | | | 49 | 84 | | | | | | | 48 | | 11-15-18Q |

FIAT HCV

| METELLI ref | Spare Parts | | F/R | L/R | | | ABS | A | B | C | D | E | F | G | H | I | L | M | Fig | NOTE |
|-------------|-------------|--------|-----|-----|--|--|-----|---|---|----|----|---|---|---|---|---|----|---|-----|----------------------------|
| 19-2331 | | | F | | | | | | | 55 | 90 | | | | | | 60 | | | 18Q Exc. Special Vehicles |
| 19-2709 | | | R | | | | | | | 42 | 75 | | | | | | 60 | | | |
| 19-2759 | | 09/04- | F | | | | | | | 49 | 84 | | | | | | 48 | | | 11-15-18Q Special Vehicles |

2.8 JTD (94 kW) Eng.8140.43S 12/01-12/11

| | | | | | | | | | | | | | | | | | | | | |
|---------|--|--------|---|--|--|--|--|--|--|----|----|--|--|--|--|--|----|--|--|----------------------------|
| 19-2330 | | -09/04 | F | | | | | | | 49 | 84 | | | | | | 48 | | | 11-15-18Q |
| 19-2331 | | | F | | | | | | | 55 | 90 | | | | | | 60 | | | 18Q Exc. Special Vehicles |
| 19-2709 | | | R | | | | | | | 42 | 75 | | | | | | 60 | | | |
| 19-2759 | | 09/04- | F | | | | | | | 49 | 84 | | | | | | 48 | | | 11-15-18Q Special Vehicles |

2.8 JTD 4x4 (94 kW) Eng.8140.43S 12/01-7/06

| | | | | | | | | | | | | | | | | | | | | |
|---------|--|--------|---|--|--|--|--|--|--|----|----|--|--|--|--|--|----|--|--|--------|
| 19-2330 | | -09/04 | F | | | | | | | 49 | 84 | | | | | | 48 | | | 11-15Q |
| 19-2331 | | | F | | | | | | | 55 | 90 | | | | | | 60 | | | 18Q |
| 19-2759 | | 09/04- | F | | | | | | | 49 | 84 | | | | | | 48 | | | 11-15Q |

2.8 JTD Power (107 kW) Eng.8140.43N 4/04-7/06

| | | | | | | | | | | | | | | | | | | | | |
|---------|--|--------|---|--|--|--|--|--|--|----|----|--|--|--|--|--|----|--|--|----------------------------|
| 19-2330 | | -09/04 | F | | | | | | | 49 | 84 | | | | | | 48 | | | 11-15-18Q |
| 19-2331 | | | F | | | | | | | 55 | 90 | | | | | | 60 | | | 18Q Exc. Special Vehicles |
| 19-2709 | | | R | | | | | | | 42 | 75 | | | | | | 60 | | | |
| 19-2759 | | 09/04- | F | | | | | | | 49 | 84 | | | | | | 48 | | | 11-15-18Q Special Vehicles |

2.8 TD (90 kW) Eng.8140.43 12/01-7/06

| | | | | | | | | | | | | | | | | | | | | |
|---------|--|--|---|--|--|--|--|--|--|----|----|--|--|--|--|--|----|--|--|--|
| 19-2709 | | | R | | | | | | | 42 | 75 | | | | | | 60 | | | |
|---------|--|--|---|--|--|--|--|--|--|----|----|--|--|--|--|--|----|--|--|--|

Ducato V Bus (250_, 290_) 7/06-1/70

100 Multijet 2,2 D (74 kW) Eng.4HV 7/06-5/11

| | | | | | | | | | | | | | | | | | | | | |
|---------|--|--|---|--|--|--|--|--|--|----|----|-------|--|--|--|--|----|--|--|-----------|
| 19-2774 | | | F | | | | | | | 55 | 90 | | | | | | 54 | | | |
| 19-2963 | | | R | | | | | | | 42 | | 143,2 | | | | | 94 | | | 11-15-17Q |
| 19-8143 | | | R | | | | | | | 42 | | 160 | | | | | 94 | | | 17-20Q |

110 Multijet 2,3 D (82 kW) Eng.F1AE3481G 5/14-1/70

| | | | | | | | | | | | | | | | | | | | | |
|---------|--|--|---|--|--|--|--|--|--|----|----|-----|--|--|--|--|----|--|--|--------|
| 19-2774 | | | F | | | | | | | 55 | 90 | | | | | | 54 | | | |
| 19-8143 | | | R | | | | | | | 42 | | 160 | | | | | 94 | | | 17-20Q |

FIAT HCV

| METELLI ref | Spare Parts | | F/R | L/R | | | ABS | A | B | C | D | E | F | G | H | I | L | M | Fig | NOTE |
|---|-------------|--|-----|-----|--|--|-----|---|---|----|----|-------|---|---|---|---|---|---|-----|-----------|
| 110 Multijet 2,3 D (83 kW) Eng.F1AE3481G 10/11-1/70 | | | | | | | | | | | | | | | | | | | | |
| 19-2774 | | | F | | | | | | | 55 | 90 | | | | | | | | 54 | |
| 19-2963 | | | R | | | | | | | 42 | | 143,2 | | | | | | | 94 | 11-15-17Q |
| 19-8143 | | | R | | | | | | | 42 | | 160 | | | | | | | 94 | 17-20Q |
| 115 Multijet 2,0 D (85 kW) Eng.250 A1.000, 250 A2.000 6/11-1/70 | | | | | | | | | | | | | | | | | | | | |
| 19-2774 | | | F | | | | | | | 55 | 90 | | | | | | | | 54 | |
| 19-2963 | | | R | | | | | | | 42 | | 143,2 | | | | | | | 94 | 11-15-17Q |
| 19-8143 | | | R | | | | | | | 42 | | 160 | | | | | | | 94 | 17-20Q |
| 120 Multijet 2,3 D (88 kW) Eng.F1AE0481D 7/06-1/70 | | | | | | | | | | | | | | | | | | | | |
| 19-2774 | | | F | | | | | | | 55 | 90 | | | | | | | | 54 | |
| 19-2963 | | | R | | | | | | | 42 | | 143,2 | | | | | | | 94 | 11-15-17Q |
| 19-8143 | | | R | | | | | | | 42 | | 160 | | | | | | | 94 | 17-20Q |
| 130 Multijet 2,3 D (96 kW) Eng.F1AE0481N, F1AE3481D, F1AGL411D, F1AGL411M 6/11-1/70 | | | | | | | | | | | | | | | | | | | | |
| 19-2774 | | | F | | | | | | | 55 | 90 | | | | | | | | 54 | |
| 19-2963 | | | R | | | | | | | 42 | | 143,2 | | | | | | | 94 | 11-15-17Q |
| 19-8143 | | | R | | | | | | | 42 | | 160 | | | | | | | 94 | 17-20Q |
| 130 Multijet 2,3 D 4x4 (96 kW) Eng.F1AE0481N, F1AE3481D, F1AGL411D 6/11-1/70 | | | | | | | | | | | | | | | | | | | | |
| 19-2774 | | | F | | | | | | | 55 | 90 | | | | | | | | 54 | |
| 19-8143 | | | R | | | | | | | 42 | | 160 | | | | | | | 94 | 17-20Q |
| 140 Multijet 2,3 D (103 kW) Eng.F1AGL4113 5/19-1/70 | | | | | | | | | | | | | | | | | | | | |
| 19-2774 | | | F | | | | | | | 55 | 90 | | | | | | | | 54 | |
| 19-8143 | | | R | | | | | | | 42 | | 160 | | | | | | | 94 | 17-20Q |
| 140 Multijet 3,0 D (103 kW) Eng.F1CE3481N 7/06-7/14 | | | | | | | | | | | | | | | | | | | | |
| 19-2774 | | | F | | | | | | | 55 | 90 | | | | | | | | 54 | |
| 19-8143 | | | R | | | | | | | 42 | | 160 | | | | | | | 94 | 17-20Q |
| 140 Natural Power (100 kW) Eng.F1CE0441A, F1CFA401A, F1CFA401C (05.19.-) 4/09-1/70 | | | | | | | | | | | | | | | | | | | | |
| 19-2774 | | | F | | | | | | | 55 | 90 | | | | | | | | 54 | |
| 19-2963 | | | R | | | | | | | 42 | | 143,2 | | | | | | | 94 | 11-15-17Q |
| 19-8143 | | | R | | | | | | | 42 | | 160 | | | | | | | 94 | 17-20Q |

FIAT HCV

| METELLI ref | Spare Parts | F/R | L/R | ABS | A | B | C | D | E | F | G | H | I | L | M | Fig | NOTE |
|---|-------------|-----|-----|-----|---|---|----|----|-------|---|---|---|---|----|---|-----|-----------|
| 150 Multijet 2,3 D (109 kW) Eng.F1AE3481E 6/11-1/70 | | | | | | | | | | | | | | | | | |
| 19-2774 | | F | | | | | 55 | 90 | | | | | | 54 | | | |
| 19-2963 | | R | | | | | 42 | | 143,2 | | | | | 94 | | | 11-15-17Q |
| 19-8143 | | R | | | | | 42 | | 160 | | | | | 94 | | | 17-20Q |
| 150 Multijet 2,3 D (110 kW) Eng.F1AGL411A, F1AGL411C 4/15-1/70 | | | | | | | | | | | | | | | | | |
| 19-2774 | | F | | | | | 55 | 90 | | | | | | 54 | | | |
| 19-8143 | | R | | | | | 42 | | 160 | | | | | 94 | | | 17-20Q |
| 150 Multijet 2,3 D 4x4 (110 kW) Eng.F1AGL411A, F1AGL411C 4/15-1/70 | | | | | | | | | | | | | | | | | |
| 19-2774 | | F | | | | | 55 | 90 | | | | | | 54 | | | |
| 19-8143 | | R | | | | | 42 | | 160 | | | | | 94 | | | 17-20Q |
| 150 Multijet 3,0 D (107 kW) Eng.F1CE3481N 4/10-1/70 | | | | | | | | | | | | | | | | | |
| 19-2774 | | F | | | | | 55 | 90 | | | | | | 54 | | | |
| 19-2963 | | R | | | | | 42 | | 143,2 | | | | | 94 | | | 11-15-17Q |
| 19-8143 | | R | | | | | 42 | | 160 | | | | | 94 | | | 17-20Q |
| 160 Multijet 2,3 D (118 kW) Eng.F1AGL4112 5/19-1/70 | | | | | | | | | | | | | | | | | |
| 19-2774 | | F | | | | | 55 | 90 | | | | | | 54 | | | |
| 19-8143 | | R | | | | | 42 | | 160 | | | | | 94 | | | 17-20Q |
| 160 Multijet 3,0 D (115 kW) Eng.F1CE0481D 10/06-1/70 | | | | | | | | | | | | | | | | | |
| 19-2774 | | F | | | | | 55 | 90 | | | | | | 54 | | | |
| 19-8143 | | R | | | | | 42 | | 160 | | | | | 94 | | | 17-20Q |
| 160 Multijet 3,0 D (116 kW) Eng.F1CE0481D, F1CE3481M 7/06-1/70 | | | | | | | | | | | | | | | | | |
| 19-2774 | | F | | | | | 55 | 90 | | | | | | 54 | | | |
| 19-2963 | | R | | | | | 42 | | 143,2 | | | | | 94 | | | 11-15-17Q |
| 19-8143 | | R | | | | | 42 | | 160 | | | | | 94 | | | 17-20Q |
| 160 Multijet 3,0 D 4x4 (116 kW) Eng.F1CE0481D, F1CE3481M 7/06-1/70 | | | | | | | | | | | | | | | | | |
| 19-2774 | | F | | | | | 55 | 90 | | | | | | 54 | | | |
| 19-8143 | | R | | | | | 42 | | 160 | | | | | 94 | | | 17-20Q |
| 180 Multijet 2,3 D (130 kW) Eng.F1AGL4111 5/19-1/70 | | | | | | | | | | | | | | | | | |
| 19-2774 | | F | | | | | 55 | 90 | | | | | | 54 | | | |

FIAT HCV

| METELLI ref | Spare Parts | | F/R | L/R | | ABS | A | B | C | D | E | F | G | H | I | L | M | Fig | NOTE |
|--|-------------|--|-----|-----|--|-----|---|---|----|----|-------|---|---|---|---|----|---|-----|-----------|
| 19-8143 | | | R | | | | | | 42 | | 160 | | | | | 94 | | | 17-20Q |
| 180 Multijet 3,0 D (130 kW) Eng.F1CE3481E 6/11-1/70 | | | | | | | | | | | | | | | | | | | |
| 19-2774 | | | F | | | | | | 55 | 90 | | | | | | 54 | | | |
| 19-2963 | | | R | | | | | | 42 | | 143,2 | | | | | 94 | | | 11-15-17Q |
| 19-8143 | | | R | | | | | | 42 | | 160 | | | | | 94 | | | 17-20Q |
| Ducato V Platform/Chassis (250_, 290_) 7/06-1/70 | | | | | | | | | | | | | | | | | | | |
| 100 Multijet 2,2 D (74 kW) Eng.4HV 7/06-1/70 | | | | | | | | | | | | | | | | | | | |
| 19-2774 | | | F | | | | | | 55 | 90 | | | | | | 54 | | | |
| 19-2963 | | | R | | | | | | 42 | | 143,2 | | | | | 94 | | | 11-15-17Q |
| 19-8143 | | | R | | | | | | 42 | | 160 | | | | | 94 | | | 17-20Q |
| 110 Multijet 2,3 D (82 kW) Eng.F1AE3481G 8/06-1/70 | | | | | | | | | | | | | | | | | | | |
| 19-2774 | | | F | | | | | | 55 | 90 | | | | | | 54 | | | |
| 19-8143 | | | R | | | | | | 42 | | 160 | | | | | 94 | | | 17-20Q |
| 110 Multijet 2,3 D (83 kW) Eng.F1AE3481G 10/11-1/70 | | | | | | | | | | | | | | | | | | | |
| 19-2774 | | | F | | | | | | 55 | 90 | | | | | | 54 | | | |
| 19-2963 | | | R | | | | | | 42 | | 143,2 | | | | | 94 | | | 11-15-17Q |
| 19-8143 | | | R | | | | | | 42 | | 160 | | | | | 94 | | | 17-20Q |
| 115 Multijet 2,0 D (85 kW) Eng.250 A1.000, 250 A2.000 6/11-1/70 | | | | | | | | | | | | | | | | | | | |
| 19-2774 | | | F | | | | | | 55 | 90 | | | | | | 54 | | | |
| 19-2963 | | | R | | | | | | 42 | | 143,2 | | | | | 94 | | | 11-15-17Q |
| 19-8143 | | | R | | | | | | 42 | | 160 | | | | | 94 | | | 17-20Q |
| 120 Multijet 2,3 D (88 kW) Eng.F1AE0481D, F1AGL4114 (05.19-.) 7/06-1/70 | | | | | | | | | | | | | | | | | | | |
| 19-2774 | | | F | | | | | | 55 | 90 | | | | | | 54 | | | |
| 19-2963 | | | R | | | | | | 42 | | 143,2 | | | | | 94 | | | 11-15-17Q |
| 19-8143 | | | R | | | | | | 42 | | 160 | | | | | 94 | | | 17-20Q |
| 120 Multijet 2,3 D 4x4 (88 kW) Eng.F1AE0481D 3/10-1/70 | | | | | | | | | | | | | | | | | | | |
| 19-2774 | | | F | | | | | | 55 | 90 | | | | | | 54 | | | |
| 19-2963 | | | R | | | | | | 42 | | 143,2 | | | | | 94 | | | 11-15-17Q |

FIAT HCV

| METELLI ref | Spare Parts | | F/R | L/R | | | ABS | A | B | C | D | E | F | G | H | I | L | M | Fig | NOTE | |
|---|-------------|--|-----|-----|--|--|-----|---|---|----|----|-------|---|---|---|---|---|---|-----|------|-----------|
| 19-8143 | | | R | | | | | | | 42 | | 160 | | | | | | | | 94 | 17-20Q |
| 130 Multijet 2,3 D (96 kW) Eng.F1AE0481N, F1AE3481D, F1AGL411D 7/06-1/70 | | | | | | | | | | | | | | | | | | | | | |
| 19-2774 | | | F | | | | | | | 55 | 90 | | | | | | | | | 54 | |
| 19-2963 | | | R | | | | | | | 42 | | 143,2 | | | | | | | | 94 | 11-15-17Q |
| 19-8143 | | | R | | | | | | | 42 | | 160 | | | | | | | | 94 | 17-20Q |
| 140 Multijet 2,3 D (103 kW) Eng.F1AGL4113 5/19-1/70 | | | | | | | | | | | | | | | | | | | | | |
| 19-2774 | | | F | | | | | | | 55 | 90 | | | | | | | | | 54 | |
| 19-8143 | | | R | | | | | | | 42 | | 160 | | | | | | | | 94 | 17-20Q |
| 140 Multijet 3,0 D (103 kW) Eng.F1CE3481N 7/06-7/14 | | | | | | | | | | | | | | | | | | | | | |
| 19-2774 | | | F | | | | | | | 55 | 90 | | | | | | | | | 54 | |
| 19-8143 | | | R | | | | | | | 42 | | 160 | | | | | | | | 94 | 17-20Q |
| 140 Natural Power (100 kW) Eng.F1CE0441A, F1CFA401A, F1CFA401C (05.19.-) 4/09-1/70 | | | | | | | | | | | | | | | | | | | | | |
| 19-2774 | | | F | | | | | | | 55 | 90 | | | | | | | | | 54 | |
| 19-2963 | | | R | | | | | | | 42 | | 143,2 | | | | | | | | 94 | 11-15-17Q |
| 19-8143 | | | R | | | | | | | 42 | | 160 | | | | | | | | 94 | 17-20Q |
| 150 Multijet 2,3 D (109 kW) Eng.F1AE3481E 6/11-1/70 | | | | | | | | | | | | | | | | | | | | | |
| 19-2774 | | | F | | | | | | | 55 | 90 | | | | | | | | | 54 | |
| 19-2963 | | | R | | | | | | | 42 | | 143,2 | | | | | | | | 94 | 11-15-17Q |
| 19-8143 | | | R | | | | | | | 42 | | 160 | | | | | | | | 94 | 17-20Q |
| 150 Multijet 2,3 D (110 kW) Eng.F1AGL411C 12/15-1/70 | | | | | | | | | | | | | | | | | | | | | |
| 19-2774 | | | F | | | | | | | 55 | 90 | | | | | | | | | 54 | |
| 19-8143 | | | R | | | | | | | 42 | | 160 | | | | | | | | 94 | 17-20Q |
| 150 Multijet 3,0 D (107 kW) Eng.F1CE3481N 4/10-1/70 | | | | | | | | | | | | | | | | | | | | | |
| 19-2774 | | | F | | | | | | | 55 | 90 | | | | | | | | | 54 | |
| 19-2963 | | | R | | | | | | | 42 | | 143,2 | | | | | | | | 94 | 11-15-17Q |
| 19-8143 | | | R | | | | | | | 42 | | 160 | | | | | | | | 94 | 17-20Q |
| 160 Multijet 2,3 D (118 kW) Eng.F1AGL4112 5/19-1/70 | | | | | | | | | | | | | | | | | | | | | |
| 19-2774 | | | F | | | | | | | 55 | 90 | | | | | | | | | 54 | |
| 19-8143 | | | R | | | | | | | 42 | | 160 | | | | | | | | 94 | 17-20Q |

FIAT HCV

| METELLI ref | Spare Parts | | F/R | L/R | | | ABS | A | B | C | D | E | F | G | H | I | L | M | Fig | NOTE |
|---|-------------|--|-----|-----|--|--|-----|---|---|----|----|-------|---|---|---|---|---|---|-----|-----------|
| 160 Multijet 3,0 D (115 kW) Eng.F1CE3481M 7/06-12/11 | | | | | | | | | | | | | | | | | | | | |
| 19-2774 | | | F | | | | | | | 55 | 90 | | | | | | | | 54 | |
| 19-2963 | | | R | | | | | | | 42 | | 143,2 | | | | | | | 94 | 11-15-17Q |
| 19-8143 | | | R | | | | | | | 42 | | 160 | | | | | | | 94 | 17-20Q |
| 160 Multijet 3,0 D (116 kW) Eng.F1CE0481D 7/06-1/70 | | | | | | | | | | | | | | | | | | | | |
| 19-2774 | | | F | | | | | | | 55 | 90 | | | | | | | | 54 | |
| 19-2963 | | | R | | | | | | | 42 | | 143,2 | | | | | | | 94 | 11-15-17Q |
| 19-8143 | | | R | | | | | | | 42 | | 160 | | | | | | | 94 | 17-20Q |
| 180 Multijet 2,3 D (130 kW) Eng.F1AGL4111 (05.19-), F1AGL411B 12/15-1/70 | | | | | | | | | | | | | | | | | | | | |
| 19-2774 | | | F | | | | | | | 55 | 90 | | | | | | | | 54 | |
| 19-8143 | | | R | | | | | | | 42 | | 160 | | | | | | | 94 | 17-20Q |
| 180 Multijet 3,0 D (130 kW) Eng.F1CE3481E 6/11-1/70 | | | | | | | | | | | | | | | | | | | | |
| 19-2774 | | | F | | | | | | | 55 | 90 | | | | | | | | 54 | |
| 19-2963 | | | R | | | | | | | 42 | | 143,2 | | | | | | | 94 | 11-15-17Q |
| 19-8143 | | | R | | | | | | | 42 | | 160 | | | | | | | 94 | 17-20Q |
| Ducato V Van (250_, 290_) 7/06-1/70 | | | | | | | | | | | | | | | | | | | | |
| 100 Multijet 2,2 D (74 kW) Eng.4HV 7/06-1/70 | | | | | | | | | | | | | | | | | | | | |
| 19-2774 | | | F | | | | | | | 55 | 90 | | | | | | | | 54 | |
| 19-2963 | | | R | | | | | | | 42 | | 143,2 | | | | | | | 94 | 11-15-17Q |
| 19-8143 | | | R | | | | | | | 42 | | 160 | | | | | | | 94 | 17-20Q |
| 110 Multijet 2,3 D (82 kW) Eng.F1AE3481G 5/14-1/70 | | | | | | | | | | | | | | | | | | | | |
| 19-2774 | | | F | | | | | | | 55 | 90 | | | | | | | | 54 | |
| 19-8143 | | | R | | | | | | | 42 | | 160 | | | | | | | 94 | 17-20Q |
| 110 Multijet 2,3 D (83 kW) Eng.F1AE3481G 10/11-1/70 | | | | | | | | | | | | | | | | | | | | |
| 19-2774 | | | F | | | | | | | 55 | 90 | | | | | | | | 54 | |
| 19-2963 | | | R | | | | | | | 42 | | 143,2 | | | | | | | 94 | 11-15-17Q |
| 19-8143 | | | R | | | | | | | 42 | | 160 | | | | | | | 94 | 17-20Q |

FIAT HCV

| METELLI ref | Spare Parts | F/R | L/R | ABS | A | B | C | D | E | F | G | H | I | L | M | Fig | NOTE |
|---|-------------|-----|-----|-----|---|---|----|----|-------|---|---|---|---|----|---|-----|-----------|
| 115 Multijet 2,0 D (85 kW) Eng.250 A1.000, 250 A2.000 6/11-1/70 | | | | | | | | | | | | | | | | | |
| 19-2774 | | F | | | | | 55 | 90 | | | | | | 54 | | | |
| 19-2963 | | R | | | | | 42 | | 143,2 | | | | | 94 | | | 11-15-17Q |
| 19-8143 | | R | | | | | 42 | | 160 | | | | | 94 | | | 17-20Q |
| 120 Multijet 2,3 D (88 kW) Eng.F1AE0481D, F1AGL4114 (05.19.-) 7/06-1/70 | | | | | | | | | | | | | | | | | |
| 19-2774 | | F | | | | | 55 | 90 | | | | | | 54 | | | |
| 19-2963 | | R | | | | | 42 | | 143,2 | | | | | 94 | | | 11-15-17Q |
| 19-8143 | | R | | | | | 42 | | 160 | | | | | 94 | | | 17-20Q |
| 120 Multijet 2,3 D 4x4 (88 kW) Eng.F1AE0481D 3/10-1/70 | | | | | | | | | | | | | | | | | |
| 19-2774 | | F | | | | | 55 | 90 | | | | | | 54 | | | |
| 19-2963 | | R | | | | | 42 | | 143,2 | | | | | 94 | | | 11-15-17Q |
| 19-8143 | | R | | | | | 42 | | 160 | | | | | 94 | | | 17-20Q |
| 130 Multijet 2,3 D (96 kW) Eng.F1AE0481N, F1AE3481D, F1AGL411D 6/11-1/70 | | | | | | | | | | | | | | | | | |
| 19-2774 | | F | | | | | 55 | 90 | | | | | | 54 | | | |
| 19-2963 | | R | | | | | 42 | | 143,2 | | | | | 94 | | | 11-15-17Q |
| 19-8143 | | R | | | | | 42 | | 160 | | | | | 94 | | | 17-20Q |
| 130 Multijet 2,3 D 4x4 (96 kW) Eng.F1AE0481N, F1AE3481D, F1AGL411D 6/11-1/70 | | | | | | | | | | | | | | | | | |
| 19-2774 | | F | | | | | 55 | 90 | | | | | | 54 | | | |
| 19-8143 | | R | | | | | 42 | | 160 | | | | | 94 | | | 17-20Q |
| 140 Multijet 2,3 D (103 kW) Eng.F1AGL4113 5/19-1/70 | | | | | | | | | | | | | | | | | |
| 19-2774 | | F | | | | | 55 | 90 | | | | | | 54 | | | |
| 19-8143 | | R | | | | | 42 | | 160 | | | | | 94 | | | 17-20Q |
| 140 Multijet 3,0 D (103 kW) Eng.F1CE3481N 7/06-7/14 | | | | | | | | | | | | | | | | | |
| 19-2774 | | F | | | | | 55 | 90 | | | | | | 54 | | | |
| 19-8143 | | R | | | | | 42 | | 160 | | | | | 94 | | | 17-20Q |
| 140 Natural Power (100 kW) Eng.F1CE0441A, F1CFA401A, F1CFA401C (05.19.-) 4/09-1/70 | | | | | | | | | | | | | | | | | |
| 19-2774 | | F | | | | | 55 | 90 | | | | | | 54 | | | |
| 19-2963 | | R | | | | | 42 | | 143,2 | | | | | 94 | | | 11-15-17Q |
| 19-8143 | | R | | | | | 42 | | 160 | | | | | 94 | | | 17-20Q |

FIAT HCV

| METELLI ref | Spare Parts | | F/R | L/R | | | ABS | A | B | C | D | E | F | G | H | I | L | M | Fig | NOTE |
|---|-------------|--|-----|-----|--|--|-----|---|---|----|----|-------|---|---|---|---|---|----|-----|-----------|
| 150 Multijet 2,3 D (109 kW) Eng.F1AE3481E 6/11-1/70 | | | | | | | | | | | | | | | | | | | | |
| 19-2774 | | | F | | | | | | | 55 | 90 | | | | | | | 54 | | |
| 19-2963 | | | R | | | | | | | 42 | | 143,2 | | | | | | 94 | | 11-15-17Q |
| 19-8143 | | | R | | | | | | | 42 | | 160 | | | | | | 94 | | 17-20Q |
| 150 Multijet 2,3 D (110 kW) Eng.F1AGL411A, F1AGL411C 12/15-1/70 | | | | | | | | | | | | | | | | | | | | |
| 19-2774 | | | F | | | | | | | 55 | 90 | | | | | | | 54 | | |
| 19-8143 | | | R | | | | | | | 42 | | 160 | | | | | | 94 | | 17-20Q |
| 150 Multijet 2,3 D 4x4 (110 kW) Eng.F1AGL411A, F1AGL411C 4/15-1/70 | | | | | | | | | | | | | | | | | | | | |
| 19-2774 | | | F | | | | | | | 55 | 90 | | | | | | | 54 | | |
| 19-8143 | | | R | | | | | | | 42 | | 160 | | | | | | 94 | | 17-20Q |
| 150 Multijet 3,0 D (107 kW) Eng.F1CE3481N 4/10-1/70 | | | | | | | | | | | | | | | | | | | | |
| 19-2774 | | | F | | | | | | | 55 | 90 | | | | | | | 54 | | |
| 19-2963 | | | R | | | | | | | 42 | | 143,2 | | | | | | 94 | | 11-15-17Q |
| 19-8143 | | | R | | | | | | | 42 | | 160 | | | | | | 94 | | 17-20Q |
| 160 Multijet 2,3 D (118 kW) Eng.F1AGL4112 5/19-1/70 | | | | | | | | | | | | | | | | | | | | |
| 19-2774 | | | F | | | | | | | 55 | 90 | | | | | | | 54 | | |
| 19-8143 | | | R | | | | | | | 42 | | 160 | | | | | | 94 | | 17-20Q |
| 160 Multijet 3,0 D (115 kW) Eng.F1CE3481M 7/06-12/11 | | | | | | | | | | | | | | | | | | | | |
| 19-2774 | | | F | | | | | | | 55 | 90 | | | | | | | 54 | | |
| 19-2963 | | | R | | | | | | | 42 | | 143,2 | | | | | | 94 | | 11-15-17Q |
| 19-8143 | | | R | | | | | | | 42 | | 160 | | | | | | 94 | | 17-20Q |
| 160 Multijet 3,0 D (116 kW) Eng.F1CE0481D 7/06-1/70 | | | | | | | | | | | | | | | | | | | | |
| 19-2774 | | | F | | | | | | | 55 | 90 | | | | | | | 54 | | |
| 19-2963 | | | R | | | | | | | 42 | | 143,2 | | | | | | 94 | | 11-15-17Q |
| 19-8143 | | | R | | | | | | | 42 | | 160 | | | | | | 94 | | 17-20Q |
| 160 Multijet 3,0 D 4x4 (116 kW) Eng.F1CE0481D, F1CE3481M 7/06-1/70 | | | | | | | | | | | | | | | | | | | | |
| 19-2774 | | | F | | | | | | | 55 | 90 | | | | | | | 54 | | |
| 19-8143 | | | R | | | | | | | 42 | | 160 | | | | | | 94 | | 17-20Q |

FIAT HCV

| METELLI ref | Spare Parts | F/R | L/R | ABS | A | B | C | D | E | F | G | H | I | L | M | Fig | NOTE |
|---|-------------|-----|-----|-----|---|---|----|----|-------|---|---|---|---|----|---|-----|-----------|
| 180 Multijet 2,3 D (130 kW) Eng.F1AGL4111 (05.19-), F1AGL411B 12/15-1/70 | | | | | | | | | | | | | | | | | |
| 19-2774 | | F | | | | | 55 | 90 | | | | | | 54 | | | |
| 19-8143 | | R | | | | | 42 | | 160 | | | | | 94 | | | 17-20Q |
| 180 Multijet 3,0 D (130 kW) Eng.F1CE3481E 6/11-1/70 | | | | | | | | | | | | | | | | | |
| 19-2774 | | F | | | | | 55 | 90 | | | | | | 54 | | | |
| 19-2963 | | R | | | | | 42 | | 143,2 | | | | | 94 | | | 11-15-17Q |
| 19-8143 | | R | | | | | 42 | | 160 | | | | | 94 | | | 17-20Q |

FIAT LCV

Bravo II Van (198) 3/08-12/14

1.6 JTD (198AXH1B) (77 kW) Eng.198 A3.000 3/08-12/14

| | | | | | | | | | | | | | | | | | |
|---------|--|---|--|--|--|----|----|----|-----|--|--|--|--|------|--|--|------|
| 19-1617 | | R | | | | | 30 | | 117 | | | | | 60,6 | | | -ABS |
| 19-2244 | | F | | | | | 37 | 74 | | | | | | 37 | | | |
| 19-2536 | | R | | | | 33 | 30 | | 117 | | | | | 62 | | | +ABS |

Cinquecento Van (170) 7/91-2/98

0.9 iE (170CF) (29 kW) Eng.1170 A1.046 7/91-2/98

| | | | | | | | | | | | | | | | | | |
|--|--|---|--|--|--|--|----|----|-----|--|--|--|--|------|--|--|--|
| 19-1565 | | F | | | | | 35 | 66 | | | | | | 33 | | | |
| 19-1614 | | R | | | | | 30 | | 117 | | | | | 60,6 | | | |
| 1.1 iE (170AH) (40 kW) Eng.176 B2.000 10/94-2/98 | | | | | | | | | | | | | | | | | |
| 19-1565 | | F | | | | | 35 | 66 | | | | | | 33 | | | |
| 19-1614 | | R | | | | | 30 | | 117 | | | | | 60,6 | | | |

Croma II Van (194_) 4/06-12/11

1.9 MJTD (194AXB1B) (88 kW) Eng.939 A1.000 4/06-12/11

| | | | | | | | | | | | | | | | | | |
|---------|--|---|--|--|--|--|--|--|-----|--|--|--|--|------|--|--|--|
| 19-2725 | | R | | | | | | | 140 | | | | | 84,8 | | | |
| 19-2802 | | F | | | | | | | 137 | | | | | 102 | | | |

FIAT LCV

| METELLI ref | Spare Parts | F/R | L/R | ABS | A | B | C | D | E | F | G | H | I | L | M | Fig | NOTE |
|---|-------------|-----|-----|-----|---|----|----|----|-------|---|---|---|---|----|---|-----|------|
| Doblo I Cargo (223_) 3/01-1/70 | | | | | | | | | | | | | | | | | |
| 1.2 (223ZXA1A) (48 kW) Eng.223 A5.000 3/01-1/04 | | | | | | | | | | | | | | | | | |
| 19-1579 | | F | | | | | 37 | 72 | | | | | | 37 | | | -ABS |
| 19-2239 | | F | | | | | 37 | 72 | | | | | | 37 | | | +ABS |
| 19-2690 | | R | | | | 30 | 30 | | 117,5 | | | | | 62 | | | |
| 1.3 D Multijet (55 kW) Eng.199 A2.000 10/05-1/10 | | | | | | | | | | | | | | | | | |
| 19-1575 | | F | | | | | 37 | 72 | | | | | | 37 | | | -ABS |
| 19-2690 | | R | | | | 30 | 30 | | 117,5 | | | | | 62 | | | |
| 19-8127 | | F | | | | | 37 | 72 | | | | | | 37 | | | |
| 1.3 JTD 16V (51 kW) Eng.188 A8.000, 188 A9.000 5/04-12/06 | | | | | | | | | | | | | | | | | |
| 19-1575 | | F | | | | | 37 | 72 | | | | | | 37 | | | -ABS |
| 19-2690 | | R | | | | 30 | 30 | | 117,5 | | | | | 62 | | | |
| 19-8127 | | F | | | | | 37 | 72 | | | | | | 37 | | | |
| 1.3 JTD 16V Multijet (62 kW) Eng.223 A9.000 8/06-1/70 | | | | | | | | | | | | | | | | | |
| 19-1575 | | F | | | | | 37 | 72 | | | | | | 37 | | | -ABS |
| 19-2690 | | R | | | | 30 | 30 | | 117,5 | | | | | 62 | | | |
| 19-8127 | | F | | | | | 37 | 72 | | | | | | 37 | | | |
| 1.4 (57 kW) Eng.350 A1.000 10/05-1/70 | | | | | | | | | | | | | | | | | |
| 19-1579 | | F | | | | | 37 | 72 | | | | | | 37 | | | -ABS |
| 19-2239 | | F | | | | | 37 | 72 | | | | | | 37 | | | +ABS |
| 19-2690 | | R | | | | 30 | 30 | | 117,5 | | | | | 62 | | | |
| 1.6 16V (223ZXD1A) (76 kW) Eng.182 B6.000 10/01-1/70 | | | | | | | | | | | | | | | | | |
| 19-1579 | | F | | | | | 37 | 72 | | | | | | 37 | | | -ABS |
| 19-2239 | | F | | | | | 37 | 72 | | | | | | 37 | | | +ABS |
| 19-2690 | | R | | | | 30 | 30 | | 117,5 | | | | | 62 | | | |
| 1.6 Natural Power (76 kW) Eng.182 B6.000 9/02-1/70 | | | | | | | | | | | | | | | | | |
| 19-1575 | | F | | | | | 37 | 72 | | | | | | 37 | | | |
| 19-2690 | | R | | | | 30 | 30 | | 117,5 | | | | | 62 | | | |

FIAT LCV

| METELLI ref | Spare Parts | F/R | L/R | ABS | A | B | C | D | E | F | G | H | I | L | M | Fig | NOTE |
|---|-------------|-----|-----|-----|---|----|----|----|-------|---|---|---|---|------|---|-----|------|
| 19-8127 | | F | | | | | 37 | 72 | | | | | | 37 | | | -ABS |
| 1.9 D (223ZXB1A) (46 kW) Eng.223 A6.000 3/01-1/70 | | | | | | | | | | | | | | | | | |
| 19-1579 | | F | | | | | 37 | 72 | | | | | | 37 | | | -ABS |
| 19-2239 | | F | | | | | 37 | 72 | | | | | | 37 | | | +ABS |
| 19-2690 | | R | | | | 30 | 30 | | 117,5 | | | | | 62 | | | |
| 1.9 JTD (77 kW) Eng.223 A7.000, 223 B1.000 7/03-1/70 | | | | | | | | | | | | | | | | | |
| 19-1575 | | F | | | | | 37 | 72 | | | | | | 37 | | | -ABS |
| 19-2690 | | R | | | | 30 | 30 | | 117,5 | | | | | 62 | | | |
| 19-8127 | | F | | | | | 37 | 72 | | | | | | 37 | | | |
| 1.9 JTD (223ZXE1A) (74 kW) Eng.182 B9.000 10/01-1/70 | | | | | | | | | | | | | | | | | |
| 19-1575 | | F | | | | | 37 | 72 | | | | | | 37 | | | |
| 19-2690 | | R | | | | 30 | 30 | | 117,5 | | | | | 62 | | | |
| 19-8127 | | F | | | | | 37 | 72 | | | | | | 37 | | | -ABS |
| 1.9 JTD Multijet (88 kW) Eng.186 A9.000 12/06-1/70 | | | | | | | | | | | | | | | | | |
| 19-1575 | | F | | | | | 37 | 72 | | | | | | 37 | | | |
| 19-2690 | | R | | | | 30 | 30 | | 117,5 | | | | | 62 | | | |
| 19-8127 | | F | | | | | 37 | 72 | | | | | | 37 | | | -ABS |
| Doblo II Box body / Van / SW Van (263_) 2/10-1/70 | | | | | | | | | | | | | | | | | |
| 1.3 D Multijet (55 kW) Eng.263 A6.000 11/13-1/70 | | | | | | | | | | | | | | | | | |
| 19-2244 | | F | | | | | 37 | 74 | | | | | | 37 | | | +ABS |
| 19-8191 | | R | | | | | 30 | | 120 | | | | | 71,3 | | | |
| 1.3 D Multijet (59 kW) Eng.225 A2.000 3/16-1/70 | | | | | | | | | | | | | | | | | |
| 19-2244 | | F | | | | | 37 | 74 | | | | | | 37 | | | +ABS |
| 19-8191 | | R | | | | | 30 | | 120 | | | | | 71,3 | | | |
| 1.3 D Multijet (66 kW) Eng.199 A3.000, 263 A2.000 2/10-1/70 | | | | | | | | | | | | | | | | | |
| 19-2244 | | F | | | | | 37 | 74 | | | | | | 37 | | | +ABS |
| 19-2982 | | R | | | | | 30 | | 117,5 | | | | | 61,6 | | | -ABS |
| 19-2983 | | R | | | | | 30 | | 117,5 | | | | | 61,6 | | | +ABS |

FIAT LCV

| METELLI ref | Spare Parts | | F/R | L/R | | ABS | A | B | C | D | E | F | G | H | I | L | M | Fig | NOTE |
|---|-------------|--------|-----|-----|--|-----|---|---|----|------|-------|---|---|---|---|------|---|-----|------|
| 19-2985 | | | R | | | | | | 30 | | 120 | | | | | 71,3 | | | +ABS |
| 19-8191 | | | R | | | | | | 30 | | 120 | | | | | 71,3 | | | |
| 1.3 D Multijet (70 kW) Eng.330 A1.000 3/16-1/70 | | | | | | | | | | | | | | | | | | | |
| 19-2244 | | | F | | | | | | 37 | 74 | | | | | | 37 | | | +ABS |
| 19-8191 | | | R | | | | | | 30 | | 120 | | | | | 71,3 | | | |
| 1.4 (70 kW) Eng.843 A1.000 2/10-1/70 | | | | | | | | | | | | | | | | | | | |
| 19-2244 | | | F | | | | | | 37 | 74 | | | | | | 37 | | | +ABS |
| 19-2982 | | | R | | | | | | 30 | | 117,5 | | | | | 61,6 | | | -ABS |
| 19-2983 | | | R | | | | | | 30 | | 117,5 | | | | | 61,6 | | | +ABS |
| 19-2985 | | | R | | | | | | 30 | | 120 | | | | | 71,3 | | | +ABS |
| 19-8191 | | | R | | | | | | 30 | | 120 | | | | | 71,3 | | | |
| 1.4 (88 kW) Eng.198 A4.000 10/11-1/70 | | | | | | | | | | | | | | | | | | | |
| 19-2244 | | | F | | | | | | 37 | 74 | | | | | | 37 | | | +ABS |
| 19-2982 | | | R | | | | | | 30 | | 117,5 | | | | | 61,6 | | | -ABS |
| 19-2983 | | | R | | | | | | 30 | | 117,5 | | | | | 61,6 | | | +ABS |
| 19-2985 | | | R | | | | | | 30 | | 120 | | | | | 71,3 | | | +ABS |
| 19-8191 | | | R | | | | | | 30 | | 120 | | | | | 71,3 | | | |
| 1.4 Natural Power (88 kW) Eng.198 A4.000 6/10-1/70 | | | | | | | | | | | | | | | | | | | |
| 19-2252 | | | F | | | | | | 42 | 82,5 | | | | | | 37 | | | |
| 19-2982 | | | R | | | | | | 30 | | 117,5 | | | | | 61,6 | | | -ABS |
| 19-2983 | | | R | | | | | | 30 | | 117,5 | | | | | 61,6 | | | +ABS |
| 19-2985 | | | R | | | | | | 30 | | 120 | | | | | 71,3 | | | +ABS |
| 19-8191 | | | R | | | | | | 30 | | 120 | | | | | 71,3 | | | |
| 1.6 D Multijet (66 kW) Eng.263 A4.000, 263 A5.000 2/10-1/70 | | | | | | | | | | | | | | | | | | | |
| 19-2244 | | | F | | | | | | 37 | 74 | | | | | | 37 | | | +ABS |
| 19-2252 | | | F | | | | | | 42 | 82,5 | | | | | | 37 | | | +ABS |
| 19-2982 | | 10/10- | R | | | | | | 30 | | 117,5 | | | | | 61,6 | | | -ABS |
| 19-2983 | | 10/10- | R | | | | | | 30 | | 117,5 | | | | | 61,6 | | | +ABS |
| 19-2985 | | 10/10- | R | | | | | | 30 | | 120 | | | | | 71,3 | | | +ABS |

FIAT LCV

| METELLI ref | Spare Parts | | F/R | L/R | | | ABS | A | B | C | D | E | F | G | H | I | L | M | Fig | NOTE |
|---|-------------|--|-----|-----|--|--|-----|---|---|----|------|-------|---|---|---|---|------|---|-----|------|
| 19-8191 | | | R | | | | | | | 30 | | 120 | | | | | 71,3 | | | |
| 1.6 D Multijet (74 kW) Eng.263 A3.000, 263 A9.000 2/10-1/70 | | | | | | | | | | | | | | | | | | | | |
| 19-2244 | | | F | | | | | | | 37 | 74 | | | | | | 37 | | | +ABS |
| 19-2252 | | | F | | | | | | | 42 | 82,5 | | | | | | 37 | | | +ABS |
| 19-2982 | | | R | | | | | | | 30 | | 117,5 | | | | | 61,6 | | | -ABS |
| 19-2983 | | | R | | | | | | | 30 | | 117,5 | | | | | 61,6 | | | +ABS |
| 19-2985 | | | R | | | | | | | 30 | | 120 | | | | | 71,3 | | | +ABS |
| 19-8191 | | | R | | | | | | | 30 | | 120 | | | | | 71,3 | | | |
| 1.6 D Multijet (77 kW) Eng.198 A3.000, 263 A8.000 2/10-1/70 | | | | | | | | | | | | | | | | | | | | |
| 19-2244 | | | F | | | | | | | 37 | 74 | | | | | | 37 | | | +ABS |
| 19-2252 | | | F | | | | | | | 42 | 82,5 | | | | | | 37 | | | +ABS |
| 19-2982 | | | R | | | | | | | 30 | | 117,5 | | | | | 61,6 | | | -ABS |
| 19-2985 | | | R | | | | | | | 30 | | 120 | | | | | 71,3 | | | +ABS |
| 19-8191 | | | R | | | | | | | 30 | | 120 | | | | | 71,3 | | | |
| 1.6 D Multijet (88 kW) Eng.940 C1.000 2/16-1/70 | | | | | | | | | | | | | | | | | | | | |
| 19-8191 | | | R | | | | | | | 30 | | 120 | | | | | 71,3 | | | |
| 1.6 D Multijet (263ZXR1B) (70 kW) Eng.263 A7.000 3/15-1/70 | | | | | | | | | | | | | | | | | | | | |
| 19-2244 | | | F | | | | | | | 37 | 74 | | | | | | 37 | | | +ABS |
| 19-2252 | | | F | | | | | | | 42 | 82,5 | | | | | | 37 | | | +ABS |
| 19-8191 | | | R | | | | | | | 30 | | 120 | | | | | 71,3 | | | |
| 2.0 D Multijet (99 kW) Eng.263 A1.000 2/10-1/70 | | | | | | | | | | | | | | | | | | | | |
| 19-2244 | | | F | | | | | | | 37 | 74 | | | | | | 37 | | | +ABS |
| 19-2252 | | | F | | | | | | | 42 | 82,5 | | | | | | 37 | | | +ABS |
| 19-2982 | | | R | | | | | | | 30 | | 117,5 | | | | | 61,6 | | | -ABS |
| 19-2983 | | | R | | | | | | | 30 | | 117,5 | | | | | 61,6 | | | +ABS |
| 19-2985 | | | R | | | | | | | 30 | | 120 | | | | | 71,3 | | | +ABS |
| 19-8191 | | | R | | | | | | | 30 | | 120 | | | | | 71,3 | | | |

FIAT LCV

| METELLI ref | Spare Parts | | F/R | L/R | | | ABS | A | B | C | D | E | F | G | H | I | L | M | Fig | NOTE |
|---|-------------|--|-----|-----|--|--|-----|---|---|----|------|-----|---|---|---|---|---|------|-----|------|
| Doblo II Platform/Chassis (263_) / Pratico 2/10-1/70 | | | | | | | | | | | | | | | | | | | | |
| 1.3 D Multijet (55 kW) Eng.263 A6.000 11/13-1/70 | | | | | | | | | | | | | | | | | | | | |
| 19-2244 | | | F | | | | | | | 37 | 74 | | | | | | | 37 | | |
| 19-8191 | | | R | | | | | | | 30 | | 120 | | | | | | 71,3 | | |
| 1.3 D Multijet (59 kW) Eng.225 A2.000 3/16-1/70 | | | | | | | | | | | | | | | | | | | | |
| 19-2244 | | | F | | | | | | | 37 | 74 | | | | | | | 37 | | |
| 19-8191 | | | R | | | | | | | 30 | | 120 | | | | | | 71,3 | | |
| 1.3 D Multijet (66 kW) Eng.199 A3.000, 263 A2.000 2/10-1/70 | | | | | | | | | | | | | | | | | | | | |
| 19-2244 | | | F | | | | | | | 37 | 74 | | | | | | | 37 | | +ABS |
| 19-2985 | | | R | | | | | | | 30 | | 120 | | | | | | 71,3 | | +ABS |
| 19-8191 | | | R | | | | | | | 30 | | 120 | | | | | | 71,3 | | |
| 1.3 D Multijet (70 kW) Eng.330 A1.000 3/16-1/70 | | | | | | | | | | | | | | | | | | | | |
| 19-2244 | | | F | | | | | | | 37 | 74 | | | | | | | 37 | | |
| 19-8191 | | | R | | | | | | | 30 | | 120 | | | | | | 71,3 | | |
| 1.4 (70 kW) Eng.843 A1.000 4/10-1/70 | | | | | | | | | | | | | | | | | | | | |
| 19-2244 | | | F | | | | | | | 37 | 74 | | | | | | | 37 | | +ABS |
| 19-2985 | | | R | | | | | | | 30 | | 120 | | | | | | 71,3 | | +ABS |
| 19-8191 | | | R | | | | | | | 30 | | 120 | | | | | | 71,3 | | |
| 1.4 (88 kW) Eng.198 A4.000 10/11-1/70 | | | | | | | | | | | | | | | | | | | | |
| 19-2244 | | | F | | | | | | | 37 | 74 | | | | | | | 37 | | +ABS |
| 19-8191 | | | R | | | | | | | 30 | | 120 | | | | | | 71,3 | | |
| 1.4 Natural Power (88 kW) Eng.198 A4.000 6/10-1/70 | | | | | | | | | | | | | | | | | | | | |
| 19-2244 | | | F | | | | | | | 37 | 74 | | | | | | | 37 | | +ABS |
| 19-8191 | | | R | | | | | | | 30 | | 120 | | | | | | 71,3 | | |
| 1.6 D Multijet (66 kW) Eng.263 A4.000, 263 A5.000 2/10-1/70 | | | | | | | | | | | | | | | | | | | | |
| 19-2244 | | | F | | | | | | | 37 | 74 | | | | | | | 37 | | +ABS |
| 19-2252 | | | F | | | | | | | 42 | 82,5 | | | | | | | 37 | | +ABS |
| 19-8191 | | | R | | | | | | | 30 | | 120 | | | | | | 71,3 | | |

FIAT LCV

| METELLI ref | Spare Parts | | F/R | L/R | | | ABS | A | B | C | D | E | F | G | H | I | L | M | Fig | NOTE |
|---|-------------|--------|-----|-----|--|--|-----|---|---|----|------|-----|---|---|---|---|------|---|-----|------|
| 1.6 D Multijet (74 kW) Eng.263 A3.000, 263 A9.000 2/11-1/70 | | | | | | | | | | | | | | | | | | | | |
| 19-2244 | | | F | | | | | | | 37 | 74 | | | | | | 37 | | | +ABS |
| 19-2252 | | | F | | | | | | | 42 | 82,5 | | | | | | 37 | | | +ABS |
| 19-2985 | | | R | | | | | | | 30 | | 120 | | | | | 71,3 | | | +ABS |
| 19-8191 | | | R | | | | | | | 30 | | 120 | | | | | 71,3 | | | |
| 1.6 D Multijet (77 kW) Eng.198 A3.000, 263 A8.000 2/10-1/70 | | | | | | | | | | | | | | | | | | | | |
| 19-2244 | | | F | | | | | | | 37 | 74 | | | | | | 37 | | | +ABS |
| 19-2252 | | | F | | | | | | | 42 | 82,5 | | | | | | 37 | | | +ABS |
| 19-2985 | | | R | | | | | | | 30 | | 120 | | | | | 71,3 | | | +ABS |
| 19-8191 | | | R | | | | | | | 30 | | 120 | | | | | 71,3 | | | |
| 1.6 D Multijet (88 kW) Eng.940 C1.000 2/16-1/70 | | | | | | | | | | | | | | | | | | | | |
| 19-2244 | | | F | | | | | | | 37 | 74 | | | | | | 37 | | | +ABS |
| 19-2252 | | | F | | | | | | | 42 | 82,5 | | | | | | 37 | | | +ABS |
| 19-8191 | | | R | | | | | | | 30 | | 120 | | | | | 71,3 | | | |
| 2.0 D Multijet (99 kW) Eng.263 A1.000 2/10-1/70 | | | | | | | | | | | | | | | | | | | | |
| 19-2244 | | | F | | | | | | | 37 | 74 | | | | | | 37 | | | +ABS |
| 19-2252 | | | F | | | | | | | 42 | 82,5 | | | | | | 37 | | | +ABS |
| 19-2985 | | | R | | | | | | | 30 | | 120 | | | | | 71,3 | | | +ABS |
| 19-8191 | | | R | | | | | | | 30 | | 120 | | | | | 71,3 | | | |
| Fiorino I (127_) 10/77-12/87 | | | | | | | | | | | | | | | | | | | | |
| 1050 (37 kW) Eng.127 A.000 1/80-12/87 | | | | | | | | | | | | | | | | | | | | |
| 19-2919 | | | R | | | | | | | 30 | 46 | | | | | | 27 | | | |
| 900 (33 kW) Eng.100 GL.000 10/77-10/86 | | | | | | | | | | | | | | | | | | | | |
| 19-1554 | | -12/79 | F | | | | | | | 30 | 60 | | | | | | 37 | | | |
| Fiorino II (147_) 1/80-8/93 | | | | | | | | | | | | | | | | | | | | |
| 1.0 (41 kW) Eng.156 A.000 12/86-4/88 | | | | | | | | | | | | | | | | | | | | |
| 19-2919 | | -03/88 | R | | | | | | | 30 | 46 | | | | | | 27 | | | |

FIAT LCV

| METELLI ref | Spare Parts | | F/R | L/R | | | ABS | A | B | C | D | E | F | G | H | I | L | M | Fig | NOTE |
|---|-------------|--------|-----|-----|--|--|-----|---|---|----|----|-----|---|---|---|---|---|------|-----|------|
| 1.6 (55 kW) Eng.146 C6.000, 146 D6.000 1/94-5/01 | | | | | | | | | | | | | | | | | | | | |
| 19-1579 | | | F | | | | | | | 37 | 72 | | | | | | | 37 | | |
| 19-2989 | | | R | | | | | | | 30 | | 117 | | | | | | 62,6 | | -ABS |
| 1.7 D (42 kW) Eng.146 B2.000 10/93-10/99 | | | | | | | | | | | | | | | | | | | | |
| 19-1579 | | | F | | | | | | | 37 | 72 | | | | | | | 37 | | |
| 19-2989 | | | R | | | | | | | 30 | | 117 | | | | | | 62,6 | | -ABS |
| 1.7 D (44 kW) Eng.149 B3.000 (05.88-12.91) 5/88-10/99 | | | | | | | | | | | | | | | | | | | | |
| 19-1567 | | -06/93 | F | | | | | | | 35 | 68 | | | | | | | 37 | | |
| 19-1579 | | 07/93- | F | | | | | | | 37 | 72 | | | | | | | 37 | | |
| 19-2919 | | | R | | | | | | | 30 | 46 | | | | | | | 27 | | |
| 1.7 TD (46 kW) Eng.146 D7.000 (01.97-.) 1/97-5/01 | | | | | | | | | | | | | | | | | | | | |
| 19-1579 | | | F | | | | | | | 37 | 72 | | | | | | | 37 | | |
| 19-2989 | | | R | | | | | | | 30 | | 117 | | | | | | 62,6 | | -ABS |
| Fiorino III Van (146_) 1/88-12/06 | | | | | | | | | | | | | | | | | | | | |
| 1.7 TD (46 kW) Eng.146 D7.000 (01.97-.) 11/96-5/00 | | | | | | | | | | | | | | | | | | | | |
| 19-1567 | | | F | | | | | | | 35 | 68 | | | | | | | 37 | | |
| 60 1.1 (40 kW) Eng.146 A9.000 5/88-12/93 | | | | | | | | | | | | | | | | | | | | |
| 19-1567 | | -06/93 | F | | | | | | | 35 | 68 | | | | | | | 37 | | |
| 19-1579 | | 07/93- | F | | | | | | | 37 | 72 | | | | | | | 37 | | |
| 19-2919 | | | R | | | | | | | 30 | 46 | | | | | | | 27 | | |
| 60 1.7 D (42 kW) Eng.146 B2.000 5/88-10/96 | | | | | | | | | | | | | | | | | | | | |
| 19-1567 | | -06/93 | F | | | | | | | 35 | 68 | | | | | | | 37 | | |
| 19-1579 | | 07/93- | F | | | | | | | 37 | 72 | | | | | | | 37 | | |
| 19-2919 | | -06/93 | R | | | | | | | 30 | 46 | | | | | | | 27 | | |
| 19-2989 | | 06/93- | R | | | | | | | 30 | | 117 | | | | | | 62,6 | | -ABS |
| 60 1.7 D (44 kW) Eng.149 B3.000 (05.88-12.91) 5/88-5/00 | | | | | | | | | | | | | | | | | | | | |
| 19-1567 | | -06/93 | F | | | | | | | 35 | 68 | | | | | | | 37 | | |
| 19-1579 | | 07/93- | F | | | | | | | 37 | 72 | | | | | | | 37 | | |

FIAT LCV

| METELLI ref | Spare Parts | | F/R | L/R | | ABS | A | B | C | D | E | F | G | H | I | L | M | Fig | NOTE |
|--|-------------|--------|-----|-----|--|-----|---|----|----|----|-----|---|---|---|---|------|---|-----|------|
| 19-2919 | | -06/93 | R | | | | | | 30 | 46 | | | | | | 27 | | | |
| 19-2989 | | 06/93- | R | | | | | | 30 | | 117 | | | | | 62,6 | | | -ABS |
| 65 1.7 TD (46 kW) Eng.146 D7.000 (01.97-.) 1/97-5/01 | | | | | | | | | | | | | | | | | | | |
| 19-1579 | | | F | | | | | | 37 | 72 | | | | | | 37 | | | |
| 19-2989 | | | R | | | | | | 30 | | 117 | | | | | 62,6 | | | -ABS |
| 70 1.3 (49 kW) Eng.146 A5.000 1/88-12/94 | | | | | | | | | | | | | | | | | | | |
| 19-1579 | | | F | | | | | | 37 | 72 | | | | | | 37 | | | |
| 19-2989 | | | R | | | | | | 30 | | 117 | | | | | 62,6 | | | -ABS |
| 70 i.e. 1.4 (49 kW) Eng.146 C5.000, 146 D5.000 5/94-5/01 | | | | | | | | | | | | | | | | | | | |
| 19-1579 | | | F | | | | | | 37 | 72 | | | | | | 37 | | | |
| 19-2989 | | | R | | | | | | 30 | | 117 | | | | | 62,6 | | | -ABS |
| 75 i.e. 1.5 (55 kW) Eng.149 C1.000 5/88-12/93 | | | | | | | | | | | | | | | | | | | |
| 19-1567 | | -06/93 | F | | | | | | 35 | 68 | | | | | | 37 | | | |
| 19-1579 | | 07/93- | F | | | | | | 37 | 72 | | | | | | 37 | | | |
| 19-2919 | | | R | | | | | | 30 | 46 | | | | | | 27 | | | |
| 75 i.e. 1.6 (55 kW) Eng.146 C6.000, 146 D6.000 10/93-5/01 | | | | | | | | | | | | | | | | | | | |
| 19-1579 | | | F | | | | | | 37 | 72 | | | | | | 37 | | | |
| 19-2989 | | | R | | | | | | 30 | | 117 | | | | | 62,6 | | | -ABS |
| Fiorino IV Box body / Van / SW Van (225_) 1/07-1/70 | | | | | | | | | | | | | | | | | | | |
| 1.3 D Multijet (55 kW) Eng.199 A2.000, 199 A9.000 11/07-1/70 | | | | | | | | | | | | | | | | | | | |
| 19-2536 | | | R | | | | | 33 | 30 | | 117 | | | | | 62 | | | |
| 19-8127 | | | F | | | | | | 37 | 72 | | | | | | 37 | | | |
| 1.3 D Multijet (59 kW) Eng.225 A2.000, 552 83 775 3/15-1/70 | | | | | | | | | | | | | | | | | | | |
| 19-1617 | | | R | | | | | | 30 | | 117 | | | | | 60,6 | | | -ABS |
| 19-2536 | | | R | | | | | 33 | 30 | | 117 | | | | | 62 | | | +ABS |
| 19-8127 | | | F | | | | | | 37 | 72 | | | | | | 37 | | | |
| 1.3 D Multijet (70 kW) Eng.199 B1.000, 330 A1.000 7/09-1/70 | | | | | | | | | | | | | | | | | | | |
| 19-2536 | | | R | | | | | 33 | 30 | | 117 | | | | | 62 | | | |

FIAT LCV

| METELLI ref | Spare Parts | | F/R | L/R | | | ABS | A | B | C | D | E | F | G | H | I | L | M | Fig | NOTE |
|--|-------------|--|-----|-----|--|--|-----|---|----|----|----|-----|---|---|---|---|------|---|-----|------|
| 19-8127 | | | F | | | | | | | 37 | 72 | | | | | | 37 | | | |
| 1.4 (54 kW) Eng.KFT, KfV 11/07-1/70 | | | | | | | | | | | | | | | | | | | | |
| 19-2536 | | | R | | | | | | 33 | 30 | | 117 | | | | | 62 | | | |
| 19-8158 | | | F | | | | | | | 35 | 72 | | | | | | 33 | | | |
| 1.4 (57 kW) Eng.350 A1.000 10/09-1/70 | | | | | | | | | | | | | | | | | | | | |
| 19-1617 | | | R | | | | | | | 30 | | 117 | | | | | 60,6 | | | -ABS |
| 19-2536 | | | R | | | | | | 33 | 30 | | 117 | | | | | 62 | | | +ABS |
| 19-8158 | | | F | | | | | | | 35 | 72 | | | | | | 33 | | | |
| 1.4 Natural Power (51 kW) Eng.350 A1.000 6/08-1/70 | | | | | | | | | | | | | | | | | | | | |
| 19-1617 | | | R | | | | | | | 30 | | 117 | | | | | 60,6 | | | -ABS |
| 19-2536 | | | R | | | | | | 33 | 30 | | 117 | | | | | 62 | | | +ABS |
| 19-8158 | | | F | | | | | | | 35 | 72 | | | | | | 33 | | | |
| 1.4 Natural Power (57 kW) Eng.350 A1.000 6/08-1/70 | | | | | | | | | | | | | | | | | | | | |
| 19-2536 | | | R | | | | | | 33 | 30 | | 117 | | | | | 62 | | | |
| 19-8158 | | | F | | | | | | | 35 | 72 | | | | | | 33 | | | |
| Ecargo (EV) (24 kW) Eng.24 1/10-12/12 | | | | | | | | | | | | | | | | | | | | |
| 19-1617 | | | R | | | | | | | 30 | | 117 | | | | | 60,6 | | | -ABS |
| 19-2536 | | | R | | | | | | 33 | 30 | | 117 | | | | | 62 | | | +ABS |
| 19-8127 | | | F | | | | | | | 37 | 72 | | | | | | 37 | | | |
| Grande Punto Van (199_) 2/06-6/13 | | | | | | | | | | | | | | | | | | | | |
| 1.3 JTD Multijet (199CXC1A) (55 kW) Eng.199 A2.000 2/06-6/13 | | | | | | | | | | | | | | | | | | | | |
| 19-2914 | | | R | | | | | | | 30 | | 120 | | | | | 63,8 | | | |
| 19-8127 | | | F | | | | | | | 37 | 72 | | | | | | 37 | | | |
| 1.3 JTD Multijet (199CXD1B) (66 kW) Eng.199 A3.000 2/06-8/10 | | | | | | | | | | | | | | | | | | | | |
| 19-2914 | | | R | | | | | | | 30 | | 120 | | | | | 63,8 | | | |
| 19-8127 | | | F | | | | | | | 37 | 72 | | | | | | 37 | | | |
| 1.4 (199CXB1A, 199DXB1A) (57 kW) Eng.350 A1.000 2/06-6/13 | | | | | | | | | | | | | | | | | | | | |
| 19-2914 | | | R | | | | | | | 30 | | 120 | | | | | 63,8 | | | |

FIAT LCV

| METELLI ref | Spare Parts | | F/R | L/R | | ABS | A | B | C | D | E | F | G | H | I | L | M | Fig | NOTE |
|--|-------------|--|-----|-----|--|-----|---|----|----|----|-----|---|---|---|---|------|---|-----|----------|
| 19-8127 | | | F | | | | | | 37 | 72 | | | | | | 37 | | | |
| 1.4 LPG (199CXB1A, 199DXB1A) (57 kW) Eng.350 A1.000 3/09-12/12 | | | | | | | | | | | | | | | | | | | |
| 19-2914 | | | R | | | | | | 30 | | 120 | | | | | 63,8 | | | |
| 19-8127 | | | F | | | | | | 37 | 72 | | | | | | 37 | | | |
| 1.4 Natural Power (199BXB1A) (57 kW) Eng.350 A1.000 3/09-12/12 | | | | | | | | | | | | | | | | | | | |
| 19-2914 | | | R | | | | | | 30 | | 120 | | | | | 63,8 | | | |
| 19-8127 | | | F | | | | | | 37 | 72 | | | | | | 37 | | | |
| Panda I Van (141_) 1/86-2/04 | | | | | | | | | | | | | | | | | | | |
| 1.1 (37 kW) Eng.156 C.046 5/91-3/95 | | | | | | | | | | | | | | | | | | | |
| 19-1561 | | | F | | | | | 20 | | | 117 | | | | | 69,5 | | | |
| 19-1614 | | | R | | | | | | 30 | | 117 | | | | | 60,6 | | | |
| 1.1 (40 kW) Eng.187 A1.000 9/00-2/04 | | | | | | | | | | | | | | | | | | | |
| 19-1561 | | | F | | | | | 20 | | | 117 | | | | | 69,5 | | | |
| 19-1614 | | | R | | | | | | 30 | | 117 | | | | | 60,6 | | | |
| 1000 (32 kW) Eng.156 A2.100, 156 A3.100 1/86-2/92 | | | | | | | | | | | | | | | | | | | |
| 19-1561 | | | F | | | | | 20 | | | 117 | | | | | 69,5 | | | with Nut |
| 19-1614 | | | R | | | | | | 30 | | 117 | | | | | 60,6 | | | |
| 1000 i.e (33 kW) Eng.156 A2.246 8/92-2/04 | | | | | | | | | | | | | | | | | | | |
| 19-1561 | | | F | | | | | 20 | | | 117 | | | | | 69,5 | | | with Nut |
| 19-1614 | | | R | | | | | | 30 | | 117 | | | | | 60,6 | | | |
| 750 (25 kW) Eng.141 B.000 1/86-7/92 | | | | | | | | | | | | | | | | | | | |
| 19-1561 | | | F | | | | | 20 | | | 117 | | | | | 69,5 | | | with Nut |
| 19-1614 | | | R | | | | | | 30 | | 117 | | | | | 60,6 | | | |
| Panda II Van (169_) 3/04-1/70 | | | | | | | | | | | | | | | | | | | |
| 1.1 (169CXA1A) (40 kW) Eng.187 A1.000 9/04-1/70 | | | | | | | | | | | | | | | | | | | |
| 19-1565 | | | F | | | | | | 35 | 66 | | | | | | 33 | | | -ABS |
| 19-1617 | | | R | | | | | | 30 | | 117 | | | | | 60,6 | | | -ABS |

FIAT LCV

| METELLI ref | Spare Parts | | F/R | LR | | | ABS | A | B | C | D | E | F | G | H | I | L | M | Fig | NOTE |
|--|-------------|--|-----|----|--|--|-----|---|----|----|----|-----|---|---|---|---|------|---|-----|------|
| 19-2238 | | | F | | | | | | | 35 | 66 | | | | | | 33 | | | +ABS |
| 19-2536 | | | R | | | | | | 33 | 30 | | 117 | | | | | 62 | | | +ABS |
| 1.2 (44 kW) Eng.188 A4.000 9/04-1/70 | | | | | | | | | | | | | | | | | | | | |
| 19-1565 | | | F | | | | | | | 35 | 66 | | | | | | 33 | | | -ABS |
| 19-1617 | | | R | | | | | | | 30 | | 117 | | | | | 60,6 | | | -ABS |
| 19-2238 | | | F | | | | | | | 35 | 66 | | | | | | 33 | | | +ABS |
| 19-2536 | | | R | | | | | | 33 | 30 | | 117 | | | | | 62 | | | +ABS |
| 1.2 (51 kW) Eng.169 A4.000 9/10-1/70 | | | | | | | | | | | | | | | | | | | | |
| 19-2238 | | | F | | | | | | | 35 | 66 | | | | | | 33 | | | |
| 19-2536 | | | R | | | | | | 33 | 30 | | 117 | | | | | 62 | | | |
| 1.2 4x4 (44 kW) Eng.188 A4.000 9/04-1/70 | | | | | | | | | | | | | | | | | | | | |
| 19-2238 | | | R | | | | | | | 35 | 66 | | | | | | 33 | | | |
| 19-8127 | | | F | | | | | | | 37 | 72 | | | | | | 37 | | | |
| 1.2 4x4 (51 kW) Eng.169 A4.000 9/10-1/70 | | | | | | | | | | | | | | | | | | | | |
| 19-2238 | | | R | | | | | | | 35 | 66 | | | | | | 33 | | | |
| 19-8127 | | | F | | | | | | | 37 | 72 | | | | | | 37 | | | |
| 1.2 Bipower (169CXB1A) (44 kW) Eng.188 A4.000 9/04-12/11 | | | | | | | | | | | | | | | | | | | | |
| 19-1617 | | | R | | | | | | | 30 | | 117 | | | | | 60,6 | | | -ABS |
| 19-2536 | | | R | | | | | | 33 | 30 | | 117 | | | | | 62 | | | +ABS |
| 1.2 LPG (44 kW) Eng.188 A4.000 4/09-1/70 | | | | | | | | | | | | | | | | | | | | |
| 19-1617 | | | R | | | | | | | 30 | | 117 | | | | | 60,6 | | | -ABS |
| 19-2536 | | | R | | | | | | 33 | 30 | | 117 | | | | | 62 | | | +ABS |
| 1.2 LPG (51 kW) Eng.169 A4.000 9/10-1/70 | | | | | | | | | | | | | | | | | | | | |
| 19-1565 | | | F | | | | | | | 35 | 66 | | | | | | 33 | | | -ABS |
| 19-1617 | | | R | | | | | | | 30 | | 117 | | | | | 60,6 | | | -ABS |
| 19-2238 | | | F | | | | | | | 35 | 66 | | | | | | 33 | | | +ABS |
| 19-2536 | | | R | | | | | | 33 | 30 | | 117 | | | | | 62 | | | +ABS |
| 1.2 Natural Power (44 kW) Eng.188 A4.000 1/07-11/09 | | | | | | | | | | | | | | | | | | | | |
| 19-1617 | | | R | | | | | | | 30 | | 117 | | | | | 60,6 | | | -ABS |

FIAT LCV

| METELLI ref | Spare Parts | | F/R | L/R | | ABS | A | B | C | D | E | F | G | H | I | L | M | Fig | NOTE |
|---|-------------|--|-----|-----|--|-----|---|----|----|----|-----|---|---|---|---|------|---|-----|------|
| 19-2536 | | | R | | | | | 33 | 30 | | 117 | | | | | 62 | | | +ABS |
| 19-8127 | | | F | | | | | | 37 | 72 | | | | | | 37 | | | |
| 1.3 D Multijet (51 kW) Eng.188 A8.000 3/04-1/70 | | | | | | | | | | | | | | | | | | | |
| 19-1617 | | | R | | | | | | 30 | | 117 | | | | | 60,6 | | | |
| 19-2536 | | | R | | | | | 33 | 30 | | 117 | | | | | 62 | | | -ABS |
| 19-8127 | | | F | | | | | | 37 | 72 | | | | | | 37 | | | +ABS |
| 1.3 D Multijet (55 kW) Eng.169 A1.000 1/06-1/70 | | | | | | | | | | | | | | | | | | | |
| 19-1617 | | | R | | | | | | 30 | | 117 | | | | | 60,6 | | | |
| 19-2536 | | | R | | | | | 33 | 30 | | 117 | | | | | 62 | | | -ABS |
| 19-8127 | | | F | | | | | | 37 | 72 | | | | | | 37 | | | +ABS |
| 1.3 D Multijet 4x4 (51 kW) Eng.188 A8.000 10/04-12/06 | | | | | | | | | | | | | | | | | | | |
| 19-2238 | | | R | | | | | | 35 | 66 | | | | | | 33 | | | |
| 19-8127 | | | F | | | | | | 37 | 72 | | | | | | 37 | | | |
| 1.3 D Multijet 4x4 (55 kW) Eng.169 A1.000 1/06-1/70 | | | | | | | | | | | | | | | | | | | |
| 19-2238 | | | R | | | | | | 35 | 66 | | | | | | 33 | | | |
| 19-8127 | | | F | | | | | | 37 | 72 | | | | | | 37 | | | |
| 1.4 Natural Power (57 kW) Eng.350 A1.000 10/09-1/70 | | | | | | | | | | | | | | | | | | | |
| 19-2536 | | | R | | | | | 33 | 30 | | 117 | | | | | 62 | | | |
| 19-8127 | | | F | | | | | | 37 | 72 | | | | | | 37 | | | |
| Panda III Van (312_, 519_) 2/12-1/70 | | | | | | | | | | | | | | | | | | | |
| 0.9 (48 kW) Eng.312 A4.000 2/12-1/70 | | | | | | | | | | | | | | | | | | | |
| 19-1617 | | | R | | | | | | 30 | | 117 | | | | | 60,6 | | | -ABS |
| 19-2536 | | | R | | | | | 33 | 30 | | 117 | | | | | 62 | | | +ABS |
| 19-8127 | | | F | | | | | | 37 | 72 | | | | | | 37 | | | |
| 0.9 (59 kW) Eng.312 A2.000 11/13-1/70 | | | | | | | | | | | | | | | | | | | |
| 19-1617 | | | R | | | | | | 30 | | 117 | | | | | 60,6 | | | -ABS |
| 19-2536 | | | R | | | | | 33 | 30 | | 117 | | | | | 62 | | | +ABS |
| 19-8127 | | | F | | | | | | 37 | 72 | | | | | | 37 | | | |

FIAT LCV

| METELLI ref | Spare Parts | | F/R | L/R | | | ABS | A | B | C | D | E | F | G | H | I | L | M | Fig | NOTE |
|--|-------------|--|-----|-----|--|--|-----|---|----|----|----|-----|---|---|---|---|------|---|-----|------|
| 0.9 (63 kW) Eng.312 A2.000 2/12-1/70 | | | | | | | | | | | | | | | | | | | | |
| 19-1617 | | | R | | | | | | | 30 | | 117 | | | | | 60,6 | | | -ABS |
| 19-2536 | | | R | | | | | | 33 | 30 | | 117 | | | | | 62 | | | +ABS |
| 19-8127 | | | F | | | | | | | 37 | 72 | | | | | | 37 | | | |
| 0.9 4x4 (63 kW) Eng.312 A2.000 9/12-1/70 | | | | | | | | | | | | | | | | | | | | |
| 19-8127 | | | F | | | | | | | 37 | 72 | | | | | | 37 | | | |
| 0.9 Natural Power (59 kW) Eng.312 A2.000 1/15-1/70 | | | | | | | | | | | | | | | | | | | | |
| 19-1617 | | | R | | | | | | | 30 | | 117 | | | | | 60,6 | | | -ABS |
| 19-2536 | | | R | | | | | | 33 | 30 | | 117 | | | | | 62 | | | +ABS |
| 19-8127 | | | F | | | | | | | 37 | 72 | | | | | | 37 | | | |
| 0.9 Natural Power (63 kW) Eng.312 A2.000 7/12-1/70 | | | | | | | | | | | | | | | | | | | | |
| 19-1617 | | | R | | | | | | | 30 | | 117 | | | | | 60,6 | | | -ABS |
| 19-2536 | | | R | | | | | | 33 | 30 | | 117 | | | | | 62 | | | +ABS |
| 1.2 (51 kW) Eng.169 A4.000 2/12-1/70 | | | | | | | | | | | | | | | | | | | | |
| 19-1617 | | | R | | | | | | | 30 | | 117 | | | | | 60,6 | | | -ABS |
| 19-2238 | | | F | | | | | | | 35 | 66 | | | | | | 33 | | | |
| 19-2536 | | | R | | | | | | 33 | 30 | | 117 | | | | | 62 | | | +ABS |
| 1.2 LPG (51 kW) Eng.169 A4.000 6/12-1/70 | | | | | | | | | | | | | | | | | | | | |
| 19-1617 | | | R | | | | | | | 30 | | 117 | | | | | 60,6 | | | -ABS |
| 19-2238 | | | F | | | | | | | 35 | 66 | | | | | | 33 | | | |
| 19-2536 | | | R | | | | | | 33 | 30 | | 117 | | | | | 62 | | | +ABS |
| 1.3 D Multijet (55 kW) Eng.199 A9.000 2/12-1/70 | | | | | | | | | | | | | | | | | | | | |
| 19-1617 | | | R | | | | | | | 30 | | 117 | | | | | 60,6 | | | -ABS |
| 19-2536 | | | R | | | | | | 33 | 30 | | 117 | | | | | 62 | | | +ABS |
| 19-8127 | | | F | | | | | | | 37 | 72 | | | | | | 37 | | | |
| 1.3 D Multijet (59 kW) Eng.225 A2.000, 312 A8.000, 312 B2.000 12/15-1/70 | | | | | | | | | | | | | | | | | | | | |
| 19-1617 | | | R | | | | | | | 30 | | 117 | | | | | 60,6 | | | -ABS |
| 19-2536 | | | R | | | | | | 33 | 30 | | 117 | | | | | 62 | | | +ABS |
| 19-8127 | | | F | | | | | | | 37 | 72 | | | | | | 37 | | | |

FIAT LCV

| METELLI ref | Spare Parts | F/R | L/R | ABS | A | B | C | D | E | F | G | H | I | L | M | Fig | NOTE |
|--|-------------|-----|-----|-----|----|---|----|----|-----|---|---|---|---|------|---|-----|------|
| 1.3 D Multijet 4x4 (55 kW) Eng.199 A9.000 6/12-1/70 | | | | | | | | | | | | | | | | | |
| 19-2238 | | R | | | | | 35 | 66 | | | | | | 33 | | | |
| 19-8127 | | F | | | | | 37 | 72 | | | | | | 37 | | | |
| 1.3 D Multijet 4x4 (59 kW) Eng.225 A2.000 6/14-1/70 | | | | | | | | | | | | | | | | | |
| 19-2238 | | R | | | | | 35 | 66 | | | | | | 33 | | | |
| 19-8127 | | F | | | | | 37 | 72 | | | | | | 37 | | | |
| Punto Evo Van (199_) 3/09-2/12 | | | | | | | | | | | | | | | | | |
| 1.3 D Multijet (199.AXT1A, 199.AXC1A) (55 kW) Eng.199 A2.000, 199 A9.000 3/09-2/12 | | | | | | | | | | | | | | | | | |
| 19-2914 | | R | | | | | 30 | | 120 | | | | | 63,8 | | | |
| 19-8127 | | F | | | | | 37 | 72 | | | | | | 37 | | | |
| 1.3 D Multijet (199.AXU1A) (70 kW) Eng.199 B1.000 3/09-2/12 | | | | | | | | | | | | | | | | | |
| 19-2914 | | R | | | | | 30 | | 120 | | | | | 63,8 | | | |
| 19-8127 | | F | | | | | 37 | 72 | | | | | | 37 | | | |
| 1.4 (199.AXB1A) (57 kW) Eng.350 A1.000 3/09-2/12 | | | | | | | | | | | | | | | | | |
| 19-2914 | | R | | | | | 30 | | 120 | | | | | 63,8 | | | |
| 19-8158 | | F | | | | | 35 | 72 | | | | | | 33 | | | |
| Punto I Van (176_) 4/96-2/00 | | | | | | | | | | | | | | | | | |
| 1.1 (40 kW) Eng.176 B2.000 4/96-2/00 | | | | | | | | | | | | | | | | | |
| 19-1549 | | F | | | | | 35 | 66 | | | | | | 33 | | | |
| 19-1617 | | R | | | | | 30 | | 117 | | | | | 60,6 | | | -ABS |
| 19-1618 | | R | | | 44 | | 30 | | 117 | | | | | 61 | | | +ABS |
| 1.7 D (42 kW) Eng.176 B3.000 (04.96-.) 4/96-2/00 | | | | | | | | | | | | | | | | | |
| 19-1553 | | F | | | | | 35 | 72 | | | | | | 33 | | | |
| 19-1617 | | R | | | | | 30 | | 117 | | | | | 60,6 | | | -ABS |
| 19-1618 | | R | | | 44 | | 30 | | 117 | | | | | 61 | | | +ABS |
| 1.7 TD (46 kW) Eng.176 B7.000 9/96-9/99 | | | | | | | | | | | | | | | | | |
| 19-1575 | | F | | | | | 37 | 72 | | | | | | 37 | | | |

FIAT LCV

| METELLI ref | Spare Parts | | F/R | L/R | | | ABS | A | B | C | D | E | F | G | H | I | L | M | Fig | NOTE |
|---|-------------|--|-----|-----|--|--|-----|---|----|----|----|-----|---|---|---|---|------|---|-----|------|
| 1.7 TD (52 kW) Eng.176 A5.000 (04.96-.) 4/96-2/00 | | | | | | | | | | | | | | | | | | | | |
| 19-1575 | | | F | | | | | | | 37 | 72 | | | | | | 37 | | | |
| 19-1617 | | | R | | | | | | | 30 | | 117 | | | | | 60,6 | | | -ABS |
| 19-1618 | | | R | | | | 44 | | | 30 | | 117 | | | | | 61 | | | +ABS |
| Punto Il Van (188_) 2/00-12/10 | | | | | | | | | | | | | | | | | | | | |
| 1.2 60 (44 kW) Eng.188 A4.000 2/00-10/09 | | | | | | | | | | | | | | | | | | | | |
| 19-1553 | | | F | | | | | | | 35 | 72 | | | | | | 33 | | | -ABS |
| 19-1617 | | | R | | | | | | | 30 | | 117 | | | | | 60,6 | | | -ABS |
| 19-2272 | | | F | | | | | | | 35 | 72 | | | | | | 33 | | | +ABS |
| 19-2536 | | | R | | | | | | 33 | 30 | | 117 | | | | | 62 | | | +ABS |
| 1.3 JTD (51 kW) Eng.188 A9.000 6/03-10/05 | | | | | | | | | | | | | | | | | | | | |
| 19-1575 | | | F | | | | | | | 37 | 72 | | | | | | 37 | | | -ABS |
| 19-1617 | | | R | | | | | | | 30 | | 117 | | | | | 60,6 | | | -ABS |
| 19-2536 | | | R | | | | | | 33 | 30 | | 117 | | | | | 62 | | | +ABS |
| 19-8127 | | | F | | | | | | | 37 | 72 | | | | | | 37 | | | |
| 1.9 D 60 (44 kW) Eng.188 A3.000 2/00-10/09 | | | | | | | | | | | | | | | | | | | | |
| 19-1553 | | | F | | | | | | | 35 | 72 | | | | | | 33 | | | -ABS |
| 19-1617 | | | R | | | | | | | 30 | | 117 | | | | | 60,6 | | | -ABS |
| 19-2272 | | | F | | | | | | | 35 | 72 | | | | | | 33 | | | +ABS |
| 19-2536 | | | R | | | | | | 33 | 30 | | 117 | | | | | 62 | | | +ABS |
| 1.9 JTD (63 kW) Eng.188 A7.000 2/00-10/09 | | | | | | | | | | | | | | | | | | | | |
| 19-1575 | | | F | | | | | | | 37 | 72 | | | | | | 37 | | | +ABS |
| 19-1617 | | | R | | | | | | | 30 | | 117 | | | | | 60,6 | | | |
| 19-2536 | | | R | | | | | | 33 | 30 | | 117 | | | | | 62 | | | -ABS |
| 19-8127 | | | F | | | | | | | 37 | 72 | | | | | | 37 | | | -ABS |

FIAT LCV

| METELLI ref | Spare Parts | F/R | L/R | ABS | A | B | C | D | E | F | G | H | I | L | M | Fig | NOTE |
|---|-------------|-----|-----|-----|---|---|----|------|-------|---|---|---|---|---|---|-----|------|
| Scudo I Platform/Chassis (220_) 9/96-12/06 | | | | | | | | | | | | | | | | | |
| 1.6 (58 kW) Eng.220 A 2.000 9/96-12/06 | | | | | | | | | | | | | | | | | |
| 19-1576 | | F | | | | | 44 | 82,5 | | | | | | | | 37 | |
| 1.9 D (51 kW) Eng.WJY (DW8) 4/98-12/06 | | | | | | | | | | | | | | | | | |
| 19-1576 | | F | | | | | 44 | 82,5 | | | | | | | | 37 | |
| 1.9 TD (68 kW) Eng.DHX (XUD9TF/L) 9/96-12/06 | | | | | | | | | | | | | | | | | |
| 19-1576 | | F | | | | | 44 | 82,5 | | | | | | | | 37 | |
| 2.0 JTD (69 kW) Eng.RHX 10/99-12/06 | | | | | | | | | | | | | | | | | |
| 19-1576 | | F | | | | | 44 | 82,5 | | | | | | | | 37 | |
| 2.0 JTD (80 kW) Eng.RHZ 12/02-12/06 | | | | | | | | | | | | | | | | | |
| 19-1576 | | F | | | | | 44 | 82,5 | | | | | | | | 37 | |
| 19-1625 | | R | | 48 | | | 30 | | 119,9 | | | | | | | 70 | |
| 2.0 JTD 16V (80 kW) Eng.RHK (DW10UTED4), RHW (DW10ATED4) 5/99-12/06 | | | | | | | | | | | | | | | | | |
| 19-1576 | | F | | | | | 44 | 82,5 | | | | | | | | 37 | |
| Scudo I Van (220_) 2/96-12/06 | | | | | | | | | | | | | | | | | |
| 1.6 (58 kW) Eng.220 A 2.000 2/96-12/06 | | | | | | | | | | | | | | | | | |
| 19-1576 | | F | | | | | 44 | 82,5 | | | | | | | | 37 | |
| 19-1625 | | R | | 48 | | | 30 | | 119,9 | | | | | | | 70 | +ABS |
| 19-2906 | | R | | 48 | | | 30 | | 120 | | | | | | | 70 | -ABS |
| 1.9 D (51 kW) Eng.D9B 2/96-12/06 | | | | | | | | | | | | | | | | | |
| 19-1576 | | F | | | | | 44 | 82,5 | | | | | | | | 37 | |
| 19-1625 | | R | | 48 | | | 30 | | 119,9 | | | | | | | 70 | +ABS |
| 19-2906 | | R | | 48 | | | 30 | | 120 | | | | | | | 70 | -ABS |
| 1.9 D (51 kW) Eng.WJY (DW8B), WJZ (DW8) 4/98-12/06 | | | | | | | | | | | | | | | | | |
| 19-1576 | | F | | | | | 44 | 82,5 | | | | | | | | 37 | |
| 19-1625 | | R | | 48 | | | 30 | | 119,9 | | | | | | | 70 | +ABS |
| 19-2906 | | R | | 48 | | | 30 | | 120 | | | | | | | 70 | -ABS |

FIAT LCV

| METELLI ref | Spare Parts | | F/R | L/R | | | ABS | A | B | C | D | E | F | G | H | I | L | M | Fig | NOTE |
|--|-------------|--|-----|-----|--|--|-----|---|---|----|------|-------|---|---|---|---|---|---|-------|------------|
| 1.9 TD (66 kW) Eng.DHX (XUD9TF/L) 2/96-12/06 | | | | | | | | | | | | | | | | | | | | |
| 19-1576 | | | F | | | | | | | 44 | 82,5 | | | | | | | | 37 | |
| 19-1625 | | | R | | | | 48 | | | 30 | | 119,9 | | | | | | | 70 | +ABS |
| 19-2906 | | | R | | | | 48 | | | 30 | | 120 | | | | | | | 70 | -ABS |
| 1.9 TD (68 kW) Eng.D8B 2/98-12/06 | | | | | | | | | | | | | | | | | | | | |
| 19-1576 | | | F | | | | | | | 44 | 82,5 | | | | | | | | 37 | |
| 19-1625 | | | R | | | | 48 | | | 30 | | 119,9 | | | | | | | 70 | +ABS |
| 19-2906 | | | R | | | | 48 | | | 30 | | 120 | | | | | | | 70 | -ABS |
| 2.0 (100 kW) Eng.RFN (EW10J4) 5/00-12/06 | | | | | | | | | | | | | | | | | | | | |
| 19-1576 | | | F | | | | | | | 44 | 82,5 | | | | | | | | 37 | |
| 19-1625 | | | R | | | | 48 | | | 30 | | 119,9 | | | | | | | 70 | +ABS |
| 19-2906 | | | R | | | | 48 | | | 30 | | 120 | | | | | | | 70 | -ABS |
| 2.0 JTD (69 kW) Eng.RHX 10/99-12/06 | | | | | | | | | | | | | | | | | | | | |
| 19-1576 | | | F | | | | | | | 44 | 82,5 | | | | | | | | 37 | |
| 19-1625 | | | R | | | | 48 | | | 30 | | 119,9 | | | | | | | 70 | +ABS |
| 19-2906 | | | R | | | | 48 | | | 30 | | 120 | | | | | | | 70 | -ABS |
| 2.0 JTD (80 kW) Eng.RHZ 12/02-12/06 | | | | | | | | | | | | | | | | | | | | |
| 19-1576 | | | F | | | | | | | 44 | 82,5 | | | | | | | | 37 | |
| 19-1625 | | | R | | | | 48 | | | 30 | | 119,9 | | | | | | | 70 | +ABS |
| 19-2906 | | | R | | | | 48 | | | 30 | | 120 | | | | | | | 70 | -ABS |
| 2.0 JTD 16V (80 kW) Eng.RHK (DW10UTED4), RHM (DW10ATED4), RHW (DW10ATED4) 5/99-12/06 | | | | | | | | | | | | | | | | | | | | |
| 19-1576 | | | F | | | | | | | 44 | 82,5 | | | | | | | | 37 | |
| 19-1625 | | | R | | | | 48 | | | 30 | | 119,9 | | | | | | | 70 | +ABS |
| 19-2906 | | | R | | | | 48 | | | 30 | | 120 | | | | | | | 70 | -ABS |
| Scudo II Platform/Chassis (270_, 272_) 1/07-1/70 | | | | | | | | | | | | | | | | | | | | |
| 1.6 D Multijet (66 kW) Eng.9HU 1/07-3/16 | | | | | | | | | | | | | | | | | | | | |
| 19-2803 | | | F | | | | | | | 45 | 86 | | | | | | | | 44 | |
| 19-2916 | | | R | | | | | | | | | 137 | | | | | | | 139,5 | Brake drum |

FIAT LCV

| METELLI ref | Spare Parts | | F/R | L/R | | | ABS | A | B | C | D | E | F | G | H | I | L | M | Fig | NOTE |
|--|-------------|--------|-----|-----|--|--|-----|---|---|----|----|-----|---|---|---|---|-------|---|-----|------------|
| 19-2990 | | -06/08 | R | | | | | | | | | 128 | | | | | 146 | | | Brake disc |
| 2.0 D Multijet (88 kW) Eng.RHG, RHK 1/07-3/16 | | | | | | | | | | | | | | | | | | | | |
| 19-2803 | | | F | | | | | | | 45 | 86 | | | | | | 44 | | | |
| 19-2916 | | | R | | | | | | | | | 137 | | | | | 139,5 | | | Brake drum |
| 19-2990 | | -06/08 | R | | | | | | | | | 128 | | | | | 146 | | | Brake disc |
| 2.0 D Multijet (94 kW) Eng.RH02 5/11-3/16 | | | | | | | | | | | | | | | | | | | | |
| 19-2803 | | | F | | | | | | | 45 | 86 | | | | | | 44 | | | |
| 2.0 D Multijet (100 kW) Eng.DW10BTED4, RHR 1/07-3/16 | | | | | | | | | | | | | | | | | | | | |
| 19-2803 | | | F | | | | | | | 45 | 86 | | | | | | 44 | | | |
| 19-2916 | | | R | | | | | | | | | 137 | | | | | 139,5 | | | Brake drum |
| 19-2990 | | -06/08 | R | | | | | | | | | 128 | | | | | 146 | | | Brake disc |
| 2.0 D Multijet (120 kW) Eng.RH02, RHH 7/10-3/16 | | | | | | | | | | | | | | | | | | | | |
| 19-2803 | | | F | | | | | | | 45 | 86 | | | | | | 44 | | | |
| Scudo II Van (270_, 272_) 1/07-1/70 | | | | | | | | | | | | | | | | | | | | |
| 1.6 D Multijet (66 kW) Eng.9H07 (DV6UC), 9HM (DV6UC) 2/11-3/16 | | | | | | | | | | | | | | | | | | | | |
| 19-2803 | | | F | | | | | | | 45 | 86 | | | | | | 44 | | | |
| 1.6 D Multijet (66 kW) Eng.9HU 1/07-3/16 | | | | | | | | | | | | | | | | | | | | |
| 19-2803 | | | F | | | | | | | 45 | 86 | | | | | | 44 | | | |
| 19-2916 | | | R | | | | | | | | | 137 | | | | | 139,5 | | | Brake drum |
| 19-2990 | | -06/08 | R | | | | | | | | | 128 | | | | | 146 | | | Brake disc |
| 2.0 D Multijet (88 kW) Eng.RHG, RHK 1/07-3/16 | | | | | | | | | | | | | | | | | | | | |
| 19-2803 | | | F | | | | | | | 45 | 86 | | | | | | 44 | | | |
| 19-2916 | | | R | | | | | | | | | 137 | | | | | 139,5 | | | Brake drum |
| 19-2990 | | -06/08 | R | | | | | | | | | 128 | | | | | 146 | | | Brake disc |
| 2.0 D Multijet (94 kW) Eng.RH02 5/11-3/16 | | | | | | | | | | | | | | | | | | | | |
| 19-2803 | | | F | | | | | | | 45 | 86 | | | | | | 44 | | | |
| 2.0 D Multijet (100 kW) Eng.RHR 1/07-3/16 | | | | | | | | | | | | | | | | | | | | |
| 19-2803 | | | F | | | | | | | 45 | 86 | | | | | | 44 | | | |

FIAT LCV

| METELLI ref | Spare Parts | | F/R | L/R | | ABS | A | B | C | D | E | F | G | H | I | L | M | Fig | NOTE |
|---|-------------|--------|-----|-----|--|-----|---|---|----|-----|-----|---|---|---|---|-------|---|------|------------|
| 19-2916 | | | R | | | | | | | | 137 | | | | | 139,5 | | | Brake drum |
| 19-2990 | | -06/08 | R | | | | | | | | 128 | | | | | 146 | | | Brake disc |
| 2.0 D Multijet (120 kW) Eng.RH02, RHH 7/10-3/16 | | | | | | | | | | | | | | | | | | | |
| 19-2803 | | | F | | | | | | 45 | 86 | | | | | | | | 44 | |
| 2.0 D Multijet 4x4 (88 kW) Eng.RHG, RHK 1/07-3/16 | | | | | | | | | | | | | | | | | | | |
| 19-2803 | | | F | | | | | | 45 | 86 | | | | | | | | 44 | |
| 2.0 D Multijet 4x4 (94 kW) Eng.RH02 5/11-3/16 | | | | | | | | | | | | | | | | | | | |
| 19-2803 | | | F | | | | | | 45 | 86 | | | | | | | | 44 | |
| 2.0 D Multijet 4x4 (100 kW) Eng.RHR 1/07-3/16 | | | | | | | | | | | | | | | | | | | |
| 19-2803 | | | F | | | | | | 45 | 86 | | | | | | | | 44 | |
| Seicento / 600 Van (287_) 1/98-1/10 | | | | | | | | | | | | | | | | | | | |
| 0.9 (187AXA) (29 kW) Eng.1170 A1.046 1/98-1/10 | | | | | | | | | | | | | | | | | | | |
| 19-1565 | | | F | | | | | | 35 | 66 | | | | | | | | 33 | -ABS |
| 19-1614 | | | R | | | | | | 30 | | 117 | | | | | | | 60,6 | -ABS |
| 19-2238 | | | F | | | | | | 35 | 66 | | | | | | | | 33 | +ABS |
| 19-2913 | | -08/00 | R | | | | | | 30 | 117 | | | | | | | | 64 | +ABS |
| 1.1 (187CXB/C) (40 kW) Eng.176 B2.000 1/98-1/10 | | | | | | | | | | | | | | | | | | | |
| 19-1565 | | | F | | | | | | 35 | 66 | | | | | | | | 33 | -ABS |
| 19-1614 | | | R | | | | | | 30 | | 117 | | | | | | | 60,6 | -ABS |
| 19-2238 | | | F | | | | | | 35 | 66 | | | | | | | | 33 | +ABS |
| 19-2913 | | -08/00 | R | | | | | | 30 | 117 | | | | | | | | 64 | +ABS |
| Strada II Pick-up (178_) 9/98-1/70 | | | | | | | | | | | | | | | | | | | |
| 1.2 (44 kW) Eng.188 A4.000 4/03-1/70 | | | | | | | | | | | | | | | | | | | |
| 19-1579 | | -12/04 | F | | | | | | 37 | 72 | | | | | | | | 37 | -ABS |
| 19-2239 | | | F | | | | | | 37 | 72 | | | | | | | | 37 | +ABS |
| 19-2989 | | | R | | | | | | 30 | | 117 | | | | | | | 62,6 | -ABS |

FIAT LCV

| METELLI ref | Spare Parts | | F/R | L/R | | | ABS | A | B | C | D | E | F | G | H | I | L | M | Fig | NOTE |
|---|-------------|--------|-----|-----|--|--|-----|---|----|----|----|-------|---|---|---|---|------|---|-----|------|
| 1.2 (54 kW) Eng.178 B5.000 (06.99-.) 6/99-12/06 | | | | | | | | | | | | | | | | | | | | |
| 19-1579 | | -12/04 | F | | | | | | | 37 | 72 | | | | | | 37 | | | -ABS |
| 19-2239 | | | F | | | | | | | 37 | 72 | | | | | | 37 | | | +ABS |
| 19-2989 | | | R | | | | | | | 30 | | 117 | | | | | 62,6 | | | -ABS |
| 1.2 Trekking (60 kW) Eng.178 B7.045 11/05-1/70 | | | | | | | | | | | | | | | | | | | | |
| 19-1579 | | | F | | | | | | | 37 | 72 | | | | | | 37 | | | |
| 1.3 D Multijet (62 kW) Eng.223 A9.000 5/06-1/70 | | | | | | | | | | | | | | | | | | | | |
| 19-1575 | | | F | | | | | | | 37 | 72 | | | | | | 37 | | | -ABS |
| 19-2989 | | | R | | | | | | | 30 | | 117 | | | | | 62,6 | | | -ABS |
| 19-8127 | | | F | | | | | | | 37 | 72 | | | | | | 37 | | | |
| 1.3 D Multijet (278AYR1A) (70 kW) Eng.199 B1.000 10/10-1/70 | | | | | | | | | | | | | | | | | | | | |
| 19-2690 | | | R | | | | | | 30 | 30 | | 117,5 | | | | | 62 | | | |
| 1.7 TD (51 kW) Eng.176 A3.000 6/99-12/06 | | | | | | | | | | | | | | | | | | | | |
| 19-1579 | | -10/05 | F | | | | | | | 37 | 72 | | | | | | 37 | | | -ABS |
| 19-2239 | | -10/05 | F | | | | | | | 37 | 72 | | | | | | 37 | | | +ABS |
| 19-2560 | | 11/05- | F | | | | | | | 35 | 68 | | | | | | 37 | | | -ABS |
| 19-2989 | | | R | | | | | | | 30 | | 117 | | | | | 62,6 | | | -ABS |
| 1.9 D (46 kW) Eng.223 A6.000 12/00-1/70 | | | | | | | | | | | | | | | | | | | | |
| 19-1579 | | -12/05 | F | | | | | | | 37 | 72 | | | | | | 37 | | | -ABS |
| 19-2239 | | -12/05 | F | | | | | | | 37 | 72 | | | | | | 37 | | | +ABS |
| 19-2989 | | | R | | | | | | | 30 | | 117 | | | | | 62,6 | | | -ABS |
| 1.9 JTD (59 kW) Eng.188 A2.000 4/03-1/70 | | | | | | | | | | | | | | | | | | | | |
| 19-1575 | | -12/05 | F | | | | | | | 37 | 72 | | | | | | 37 | | | -ABS |
| 19-2989 | | | R | | | | | | | 30 | | 117 | | | | | 62,6 | | | -ABS |
| 19-8127 | | | F | | | | | | | 37 | 72 | | | | | | 37 | | | |
| Talento I Bus (290_) 3/89-3/94 | | | | | | | | | | | | | | | | | | | | |
| 1.9 D (290UEHK) (52 kW) Eng.149 B1.000 3/89-3/94 | | | | | | | | | | | | | | | | | | | | |
| 19-1586 | | | F | | | | | | | 50 | 80 | | | | | | 20 | | | |

FIAT LCV

| METELLI ref | Spare Parts | | F/R | L/R | | | ABS | A | B | C | D | E | F | G | H | I | L | M | Fig | NOTE |
|-------------|-------------|--|-----|-----|--|--|-----|---|---|----|----|---|---|---|---|---|----|---|-----|------|
| 19-1626 | | | R | L | | | | | | 30 | 68 | | | | | | 19 | | | |
| 19-1627 | | | R | R | | | | | | 30 | 55 | | | | | | 17 | | | |

2.0 (290UEH4) (55 kW) Eng.170 B 3/89-3/94

| | | | | | | | | | | | | | | | | | | | | |
|---------|--|--|---|---|--|--|--|--|--|----|----|--|--|--|--|--|----|--|--|--|
| 19-1586 | | | F | | | | | | | 50 | 80 | | | | | | 20 | | | |
| 19-1626 | | | R | L | | | | | | 30 | 68 | | | | | | 19 | | | |
| 19-1627 | | | R | R | | | | | | 30 | 55 | | | | | | 17 | | | |

Talento I Platform/Chassis (290_) 3/89-3/94

1.9 D (290UAK, 290UTK) (52 kW) Eng.149 B1.000 3/89-3/94

| | | | | | | | | | | | | | | | | | | | | |
|---------|--|--|---|---|--|--|--|--|--|----|----|--|--|--|--|--|----|--|--|--|
| 19-1586 | | | F | | | | | | | 50 | 80 | | | | | | 20 | | | |
| 19-1626 | | | R | L | | | | | | 30 | 68 | | | | | | 19 | | | |
| 19-1627 | | | R | R | | | | | | 30 | 55 | | | | | | 17 | | | |

2.0 (290UA4) (55 kW) Eng.170 B 3/89-3/94

| | | | | | | | | | | | | | | | | | | | | |
|---------|--|--|---|---|--|--|--|--|--|----|----|--|--|--|--|--|----|--|--|--|
| 19-1586 | | | F | | | | | | | 50 | 80 | | | | | | 20 | | | |
| 19-1626 | | | R | L | | | | | | 30 | 68 | | | | | | 19 | | | |
| 19-1627 | | | R | R | | | | | | 30 | 55 | | | | | | 17 | | | |

Talento I Van (290_) 3/89-3/94

1.9 D (290UK) (52 kW) Eng.149 B1.000 3/89-3/94

| | | | | | | | | | | | | | | | | | | | | |
|---------|--|--|---|---|--|--|--|--|--|----|----|--|--|--|--|--|----|--|--|--|
| 19-1586 | | | F | | | | | | | 50 | 80 | | | | | | 20 | | | |
| 19-1626 | | | R | L | | | | | | 30 | 68 | | | | | | 19 | | | |
| 19-1627 | | | R | R | | | | | | 30 | 55 | | | | | | 17 | | | |

2.0 (290U4) (55 kW) Eng.170 B 3/89-3/94

| | | | | | | | | | | | | | | | | | | | | |
|---------|--|--|---|---|--|--|--|--|--|----|----|--|--|--|--|--|----|--|--|--|
| 19-1586 | | | F | | | | | | | 50 | 80 | | | | | | 20 | | | |
| 19-1626 | | | R | L | | | | | | 30 | 68 | | | | | | 19 | | | |
| 19-1627 | | | R | R | | | | | | 30 | 55 | | | | | | 17 | | | |

FIAT LCV

| METELLI ref | Spare Parts | F/R | L/R | ABS | A | B | C | D | E | F | G | H | I | L | M | Fig | NOTE |
|---|-------------|-----|-----|-----|---|---|---|----|----|---|---|---|---|---|---|-----|------|
| Uno I Van (146_) 1/83-7/96 | | | | | | | | | | | | | | | | | |
| 0.9 45 (33 kW) Eng.146 A.000, 146 A1.000 2/88-7/96 | | | | | | | | | | | | | | | | | |
| 19-1554 | | F | | | | | | 30 | 60 | | | | | | | 37 | |
| 1.7 D (43 kW) Eng.146 B2.000, 149 B4.046 2/88-2/92 | | | | | | | | | | | | | | | | | |
| 19-1554 | | F | | | | | | 30 | 60 | | | | | | | 37 | |
| FORD | | | | | | | | | | | | | | | | | |
| B-Max (JK) 10/12-1/70 | | | | | | | | | | | | | | | | | |
| 1.0 EcoBoost (74 kW) Eng.SFJA, SFJB, SFJC, SFJD 10/12-1/70 | | | | | | | | | | | | | | | | | |
| 19-8131 | | F | | | | | | 39 | 72 | | | | | | | 37 | |
| 1.0 EcoBoost (88 kW) Eng.M1JA 10/12-1/70 | | | | | | | | | | | | | | | | | |
| 19-8131 | | F | | | | | | 39 | 72 | | | | | | | 37 | |
| 1.0 EcoBoost (92 kW) Eng.M1JE, M1JH 10/12-1/70 | | | | | | | | | | | | | | | | | |
| 19-8131 | | F | | | | | | 39 | 72 | | | | | | | 37 | |
| 1.0 EcoBoost (103 kW) Eng.YYJC 2/16-1/70 | | | | | | | | | | | | | | | | | |
| 19-8131 | | F | | | | | | 39 | 72 | | | | | | | 37 | |
| 1.4 (66 kW) Eng.SPJD, SPJE 10/12-1/70 | | | | | | | | | | | | | | | | | |
| 19-8131 | | F | | | | | | 39 | 72 | | | | | | | 37 | |
| 1.4 LPG (64 kW) Eng.RTJC 8/13-1/70 | | | | | | | | | | | | | | | | | |
| 19-8131 | | F | | | | | | 39 | 72 | | | | | | | 37 | |
| 1.4 LPG (66 kW) Eng.RTJC 8/13-1/70 | | | | | | | | | | | | | | | | | |
| 19-8131 | | F | | | | | | 39 | 72 | | | | | | | 37 | |
| 1.5 TDCi (55 kW) Eng.UGJC, UGJG, XUJA, XUJB 10/12-1/70 | | | | | | | | | | | | | | | | | |
| 19-8131 | | F | | | | | | 39 | 72 | | | | | | | 37 | |
| 1.5 TDCi (70 kW) Eng.XVJA, XVJC 4/15-1/70 | | | | | | | | | | | | | | | | | |
| 19-8131 | | F | | | | | | 39 | 72 | | | | | | | 37 | |

FORD

| METELLI ref | Spare Parts | | F/R | L/R | | | ABS | A | B | C | D | E | F | G | H | I | L | M | Fig | NOTE |
|---|-------------|--|-----|-----|--|--|-----|---|----|----|----|-------|---|---|---|---|-------|---|-----|------|
| 19-2922 | | | R | | | | | | | | | 136 | | | | | 120,4 | | | |
| 1.8 TDCi (85 kW) Eng.KKDA, KKDB 2/07-9/10 | | | | | | | | | | | | | | | | | | | | |
| 19-2339 | | | F | | | | | | 36 | | 78 | 131,5 | | | | | 91,5 | | | |
| 19-2922 | | | R | | | | | | | | | 136 | | | | | 120,4 | | | |
| 2.0 (107 kW) Eng.AODA, AODB, AODE, SYDA 2/07-9/10 | | | | | | | | | | | | | | | | | | | | |
| 19-2339 | | | F | | | | | | 36 | | 78 | 131,5 | | | | | 91,5 | | | |
| 19-2922 | | | R | | | | | | | | | 136 | | | | | 120,4 | | | |
| 2.0 CNG (107 kW) Eng.SYDA 4/09-9/10 | | | | | | | | | | | | | | | | | | | | |
| 19-2339 | | | F | | | | | | 36 | | 78 | 131,5 | | | | | 91,5 | | | |
| 19-2922 | | | R | | | | | | | | | 136 | | | | | 120,4 | | | |
| 2.0 LPG (107 kW) Eng.SYDA 6/08-9/10 | | | | | | | | | | | | | | | | | | | | |
| 19-2339 | | | F | | | | | | 36 | | 78 | 131,5 | | | | | 91,5 | | | |
| 19-2922 | | | R | | | | | | | | | 136 | | | | | 120,4 | | | |
| 2.0 TDCi (81 kW) Eng.IXDA 2/08-9/10 | | | | | | | | | | | | | | | | | | | | |
| 19-2339 | | | F | | | | | | 36 | | 78 | 131,5 | | | | | 91,5 | | | |
| 19-2922 | | | R | | | | | | | | | 136 | | | | | 120,4 | | | |
| 2.0 TDCi (98 kW) Eng.G6DC, G6DE, G6DF 2/07-9/10 | | | | | | | | | | | | | | | | | | | | |
| 19-2339 | | | F | | | | | | 36 | | 78 | 131,5 | | | | | 91,5 | | | |
| 19-2922 | | | R | | | | | | | | | 136 | | | | | 120,4 | | | |
| 2.0 TDCi (100 kW) Eng.G6DA, G6DB, G6DD, G6DG 2/07-9/10 | | | | | | | | | | | | | | | | | | | | |
| 19-2339 | | | F | | | | | | 36 | | 78 | 131,5 | | | | | 91,5 | | | |
| 19-2922 | | | R | | | | | | | | | 136 | | | | | 120,4 | | | |
| C-Max II (DXA/CB7, DXA/CEU) 4/10-1/70 | | | | | | | | | | | | | | | | | | | | |
| 1.0 EcoBoost (74 kW) Eng.M2DA, M2DC 10/12-6/19 | | | | | | | | | | | | | | | | | | | | |
| 19-2363 | | | F | | | | | | | 45 | 82 | | | | | | 42 | | | |
| 19-2367 | | | R | | | | | | | | | 136 | | | | | 136 | | | |
| 1.0 EcoBoost (92 kW) Eng.M1DA, M1DD 10/12-6/19 | | | | | | | | | | | | | | | | | | | | |
| 19-2363 | | | F | | | | | | | 45 | 82 | | | | | | 42 | | | |

FORD

| METELLI ref | Spare Parts | | F/R | L/R | | | ABS | A | B | C | D | E | F | G | H | I | L | M | Fig | NOTE |
|--|-------------|--|-----|-----|--|--|-----|---|---|----|----|-----|---|---|---|---|---|---|-----|------|
| 1.6 LPG (86 kW) Eng.MUDA, MUDD 2/12-6/19 | | | | | | | | | | | | | | | | | | | | |
| 19-2363 | | | F | | | | | | | 45 | 82 | | | | | | | | 42 | |
| 19-2367 | | | R | | | | | | | | | 136 | | | | | | | 136 | |
| 1.6 LPG (88 kW) Eng.MUDA, MUDD 2/12-6/19 | | | | | | | | | | | | | | | | | | | | |
| 19-2363 | | | F | | | | | | | 45 | 82 | | | | | | | | 42 | |
| 19-2367 | | | R | | | | | | | | | 136 | | | | | | | 136 | |
| 1.6 TDCi (70 kW) Eng.T3DA, T3DB 12/10-6/19 | | | | | | | | | | | | | | | | | | | | |
| 19-2363 | | | F | | | | | | | 45 | 82 | | | | | | | | 42 | |
| 19-2367 | | | R | | | | | | | | | 136 | | | | | | | 136 | |
| 1.6 TDCi (85 kW) Eng.T1DA, T1DB 12/10-6/19 | | | | | | | | | | | | | | | | | | | | |
| 19-2363 | | | F | | | | | | | 45 | 82 | | | | | | | | 42 | |
| 19-2367 | | | R | | | | | | | | | 136 | | | | | | | 136 | |
| 1.6 Ti (63 kW) Eng.XTDA, XTDB 12/10-6/19 | | | | | | | | | | | | | | | | | | | | |
| 19-2363 | | | F | | | | | | | 45 | 82 | | | | | | | | 42 | |
| 19-2367 | | | R | | | | | | | | | 136 | | | | | | | 136 | |
| 1.6 Ti (77 kW) Eng.IQDA, IQDB 12/10-6/19 | | | | | | | | | | | | | | | | | | | | |
| 19-2363 | | | F | | | | | | | 45 | 82 | | | | | | | | 42 | |
| 19-2367 | | | R | | | | | | | | | 136 | | | | | | | 136 | |
| 1.6 Ti (88 kW) Eng.MUDA, MUDD 2/12-6/19 | | | | | | | | | | | | | | | | | | | | |
| 19-2363 | | | F | | | | | | | 45 | 82 | | | | | | | | 42 | |
| 19-2367 | | | R | | | | | | | | | 136 | | | | | | | 136 | |
| 1.6 Ti (92 kW) Eng.PNDA, PNDD 12/10-6/19 | | | | | | | | | | | | | | | | | | | | |
| 19-2363 | | | F | | | | | | | 45 | 82 | | | | | | | | 42 | |
| 19-2367 | | | R | | | | | | | | | 136 | | | | | | | 136 | |
| 2.0 Energi (103 kW) Eng.UADA 1/15-6/19 | | | | | | | | | | | | | | | | | | | | |
| 19-2363 | | | F | | | | | | | 45 | 82 | | | | | | | | 42 | |
| 2.0 Energi (136 kW) Eng.UADA 1/15-6/19 | | | | | | | | | | | | | | | | | | | | |
| 19-2363 | | | F | | | | | | | 45 | 82 | | | | | | | | 42 | |

FORD

| METELLI ref | Spare Parts | | F/R | L/R | | | ABS | A | B | C | D | E | F | G | H | I | L | M | Fig | NOTE |
|---|-------------|--|-----|-----|--|--|-----|---|---|-------|-------|-----|---|---|---|---|---|---|-------|------|
| 2.0 TDCi (85 kW) Eng.TYDA 2/11-6/19 | | | | | | | | | | | | | | | | | | | | |
| 19-2363 | | | F | | | | | | | 45 | 82 | | | | | | | | 42 | |
| 19-2367 | | | R | | | | | | | | | 136 | | | | | | | 136 | |
| 2.0 TDCi (100 kW) Eng.UKDB 2/11-6/19 | | | | | | | | | | | | | | | | | | | | |
| 19-2363 | | | F | | | | | | | 45 | 82 | | | | | | | | 42 | |
| 19-2367 | | | R | | | | | | | | | 136 | | | | | | | 136 | |
| 2.0 TDCi (103 kW) Eng.UFDB 4/10-6/19 | | | | | | | | | | | | | | | | | | | | |
| 19-2363 | | | F | | | | | | | 45 | 82 | | | | | | | | 42 | |
| 19-2367 | | | R | | | | | | | | | 136 | | | | | | | 136 | |
| 2.0 TDCi (110 kW) Eng.T7DB, T7DC, T7DD 3/15-6/19 | | | | | | | | | | | | | | | | | | | | |
| 19-2363 | | | F | | | | | | | 45 | 82 | | | | | | | | 42 | |
| 19-2367 | | | R | | | | | | | | | 136 | | | | | | | 136 | |
| 2.0 TDCi (120 kW) Eng.TXDB 12/10-6/19 | | | | | | | | | | | | | | | | | | | | |
| 19-2363 | | | F | | | | | | | 45 | 82 | | | | | | | | 42 | |
| 19-2367 | | | R | | | | | | | | | 136 | | | | | | | 136 | |
| 2.0 TDCi (125 kW) Eng.T8DE 3/15-6/19 | | | | | | | | | | | | | | | | | | | | |
| 19-2363 | | | F | | | | | | | 45 | 82 | | | | | | | | 42 | |
| 19-2367 | | | R | | | | | | | | | 136 | | | | | | | 136 | |
| Capri I (ECJ) 12/68-2/74 | | | | | | | | | | | | | | | | | | | | |
| 3000 (94 kW) Eng.TV30LY 1/70-12/71 | | | | | | | | | | | | | | | | | | | | |
| 19-2136 | | | F | | | | | | | 17,46 | 50,29 | | | | | | | | 14,61 | |
| 3000 (101 kW) Eng.TV30HYU 1/72-12/72 | | | | | | | | | | | | | | | | | | | | |
| 19-2136 | | | F | | | | | | | 17,46 | 50,29 | | | | | | | | 14,61 | |
| 3000 (103 kW) Eng.HY 1/73-12/73 | | | | | | | | | | | | | | | | | | | | |
| 19-2136 | | | F | | | | | | | 17,46 | 50,29 | | | | | | | | 14,61 | |
| 19-2136 | | | F | | | | | | | 17,46 | 50,29 | | | | | | | | 14,61 | |

FORD

| METELLI ref | Spare Parts | F/R | L/R | ABS | A | B | C | D | E | F | G | H | I | L | M | Fig | NOTE |
|--|-------------|-----|-----|-----|---|---|-------|-------|---|---|---|---|---|-------|---|-----|------|
| Capri II (GECF) 2/74-12/77 | | | | | | | | | | | | | | | | | |
| 3.0 (101 kW) Eng.HYF 2/74-12/77 | | | | | | | | | | | | | | | | | |
| 19-2136 | | F | | | | | 17,46 | 50,29 | | | | | | 14,61 | | | |
| 19-2136 | | F | | | | | 17,46 | 50,29 | | | | | | 14,61 | | | |
| Capri III (GECF) 1/78-4/87 | | | | | | | | | | | | | | | | | |
| 3.0 (101 kW) Eng.HYF 1/78-12/81 | | | | | | | | | | | | | | | | | |
| 19-2136 | | F | | | | | 17,46 | 50,29 | | | | | | 14,61 | | | |
| Consul (GGFL) 1/72-12/75 | | | | | | | | | | | | | | | | | |
| 1700 (48 kW) Eng.TV 17 L 1/72-12/75 | | | | | | | | | | | | | | | | | |
| 19-2136 | | F | | | | | 17,46 | 50,29 | | | | | | 14,61 | | | |
| 1700 (55 kW) Eng.TV 17 HC 1/72-12/75 | | | | | | | | | | | | | | | | | |
| 19-2136 | | F | | | | | 17,46 | 50,29 | | | | | | 14,61 | | | |
| 2000 (60 kW) Eng.KL 20 L 1/72-12/74 | | | | | | | | | | | | | | | | | |
| 19-2136 | | F | | | | | 17,46 | 50,29 | | | | | | 14,61 | | | |
| 2000 (66 kW) Eng.NY 9/74-12/75 | | | | | | | | | | | | | | | | | |
| 19-2136 | | F | | | | | 17,46 | 50,29 | | | | | | 14,61 | | | |
| 2000 (73 kW) Eng.NE 1/72-12/75 | | | | | | | | | | | | | | | | | |
| 19-2136 | | F | | | | | 17,46 | 50,29 | | | | | | 14,61 | | | |
| 2300 (79 kW) Eng.YY 1/72-12/75 | | | | | | | | | | | | | | | | | |
| 19-2136 | | F | | | | | 17,46 | 50,29 | | | | | | 14,61 | | | |
| 2500 (88 kW) Eng.EV 25 HRB 1/72-12/74 | | | | | | | | | | | | | | | | | |
| 19-2136 | | F | | | | | 17,46 | 50,29 | | | | | | 14,61 | | | |
| 3000 (101 kW) Eng.EV 30 H 1/72-12/74 | | | | | | | | | | | | | | | | | |
| 19-2136 | | F | | | | | 17,46 | 50,29 | | | | | | 14,61 | | | |

FORD

| METELLI ref | Spare Parts | | F/R | L/R | | | ABS | A | B | C | D | E | F | G | H | I | L | M | Fig | NOTE |
|---|-------------|--|-----|-----|--|--|-----|---|---|-------|-------|---|---|---|---|---|---|-------|-----|------|
| Consul Coupe (GGCL) 1/72-12/75 | | | | | | | | | | | | | | | | | | | | |
| 1700 (48 kW) Eng.TV 17 L 1/72-12/75 | | | | | | | | | | | | | | | | | | | | |
| 19-2136 | | | F | | | | | | | 17,46 | 50,29 | | | | | | | 14,61 | | |
| 1700 (55 kW) Eng.TV 17 HC 1/72-12/75 | | | | | | | | | | | | | | | | | | | | |
| 19-2136 | | | F | | | | | | | 17,46 | 50,29 | | | | | | | 14,61 | | |
| 2000 (73 kW) Eng.NE 1/72-12/75 | | | | | | | | | | | | | | | | | | | | |
| 19-2136 | | | F | | | | | | | 17,46 | 50,29 | | | | | | | 14,61 | | |
| 2300 (79 kW) Eng.YY 1/72-12/75 | | | | | | | | | | | | | | | | | | | | |
| 19-2136 | | | F | | | | | | | 17,46 | 50,29 | | | | | | | 14,61 | | |
| 3000 (101 kW) Eng.EV 30 H 1/72-12/74 | | | | | | | | | | | | | | | | | | | | |
| 19-2136 | | | F | | | | | | | 17,46 | 50,29 | | | | | | | 14,61 | | |
| Consul Turnier (GGNL) 1/72-12/75 | | | | | | | | | | | | | | | | | | | | |
| 1700 (48 kW) Eng.TV 17 L 1/72-12/75 | | | | | | | | | | | | | | | | | | | | |
| 19-2136 | | | F | | | | | | | 17,46 | 50,29 | | | | | | | 14,61 | | |
| 1700 (55 kW) Eng.TV 17 HC 1/72-12/75 | | | | | | | | | | | | | | | | | | | | |
| 19-2136 | | | F | | | | | | | 17,46 | 50,29 | | | | | | | 14,61 | | |
| 2000 (73 kW) Eng.NE 1/72-12/75 | | | | | | | | | | | | | | | | | | | | |
| 19-2136 | | | F | | | | | | | 17,46 | 50,29 | | | | | | | 14,61 | | |
| 2300 (79 kW) Eng.YY 1/72-12/75 | | | | | | | | | | | | | | | | | | | | |
| 19-2136 | | | F | | | | | | | 17,46 | 50,29 | | | | | | | 14,61 | | |
| 2500 (88 kW) Eng.EV 25 HRB 1/72-12/74 | | | | | | | | | | | | | | | | | | | | |
| 19-2136 | | | F | | | | | | | 17,46 | 50,29 | | | | | | | 14,61 | | |
| Cortina 10/62-12/72 | | | | | | | | | | | | | | | | | | | | |
| 1300 (42 kW) Eng.KL 13 H 10/70-3/72 | | | | | | | | | | | | | | | | | | | | |
| 19-2138 | | | F | | | | | | | 17,46 | 50,29 | | | | | | | 14,73 | | |

FORD

| METELLI ref | Spare Parts | F/R | L/R | ABS | A | B | C | D | E | F | G | H | I | L | M | Fig | NOTE |
|---|-------------|-----|-----|-----|----|----|-------|-------|-----|---|---|---|---|-------|---|-----|------|
| 1600 (50 kW) Eng.OHV KL 16 L 10/70-3/72 | | | | | | | | | | | | | | | | | |
| 19-2138 | | F | | | | | 17,46 | 50,29 | | | | | | 14,73 | | | |
| 1600 GT (63 kW) Eng.KL 16 G 10/70-3/72 | | | | | | | | | | | | | | | | | |
| 19-2138 | | F | | | | | 17,46 | 50,29 | | | | | | 14,73 | | | |
| 1600 GT (63 kW) Eng.LCJ 10/70-3/72 | | | | | | | | | | | | | | | | | |
| 19-2138 | | F | | | | | 17,46 | 50,29 | | | | | | 14,73 | | | |
| Cortina Coupe 10/62-3/72 | | | | | | | | | | | | | | | | | |
| 1300 (42 kW) Eng.KL 13 H 10/70-3/72 | | | | | | | | | | | | | | | | | |
| 19-2138 | | F | | | | | 17,46 | 50,29 | | | | | | 14,73 | | | |
| 1600 (50 kW) Eng.OHV KL 16 L 10/70-3/72 | | | | | | | | | | | | | | | | | |
| 19-2138 | | F | | | | | 17,46 | 50,29 | | | | | | 14,73 | | | |
| 1600 GT (63 kW) Eng.KL 16 G 10/70-3/72 | | | | | | | | | | | | | | | | | |
| 19-2138 | | F | | | | | 17,46 | 50,29 | | | | | | 14,73 | | | |
| 1600 GT (63 kW) Eng.LCJ 10/70-3/72 | | | | | | | | | | | | | | | | | |
| 19-2138 | | F | | | | | 17,46 | 50,29 | | | | | | 14,73 | | | |
| Cortina Estate 10/62-3/72 | | | | | | | | | | | | | | | | | |
| 1300 (42 kW) Eng.KL 13 H 10/70-3/72 | | | | | | | | | | | | | | | | | |
| 19-2138 | | F | | | | | 17,46 | 50,29 | | | | | | 14,73 | | | |
| 1600 (50 kW) Eng.OHV KL 16 L 10/70-3/72 | | | | | | | | | | | | | | | | | |
| 19-2138 | | F | | | | | 17,46 | 50,29 | | | | | | 14,73 | | | |
| Cougar (EC_) 8/98-12/01 | | | | | | | | | | | | | | | | | |
| 2.0 16V (96 kW) Eng.EDBA, EDBB, EDBC, EDBD 8/98-12/01 | | | | | | | | | | | | | | | | | |
| 19-2267 | | F | | | | | 40 | 75 | | | | | | 37 | | | |
| 19-2680 | | R | | | | 26 | 35 | | 136 | | | | | 70 | | | -ABS |
| 19-2681 | | R | | | 96 | | 35 | | 136 | | | | | 72,5 | | | +ABS |

FORD

| METELLI ref | Spare Parts | | F/R | L/R | | | ABS | A | B | C | D | E | F | G | H | I | L | M | Fig | NOTE |
|--|-------------|--------|-----|-----|--|--|-----|---|---|-------|-------|---|---|---|---|---|---|---|-------|----------|
| 1.5 TDCi EcoBlue 4x4 (92 kW) Eng.ZTJA, ZTJB, ZTJC 11/17-1/70 | | | | | | | | | | | | | | | | | | | | |
| 19-8131 | | | R | | | | | | | 39 | 72 | | | | | | | | 37 | |
| 1.5 Ti (82 kW) Eng.UEJB, UEJE 10/13-1/70 | | | | | | | | | | | | | | | | | | | | |
| 19-8131 | | | F | | | | | | | 39 | 72 | | | | | | | | 37 | |
| 1.6 Ti-VCT (90 kW) Eng.HXJD, IQJB 8/12-1/70 | | | | | | | | | | | | | | | | | | | | |
| 19-8131 | | | F | | | | | | | 39 | 72 | | | | | | | | 37 | |
| 2.0 4x4 (103 kW) Eng.C20HDEA 8/12-1/70 | | | | | | | | | | | | | | | | | | | | |
| 19-8131 | | 11/17- | F | | | | | | | 39 | 72 | | | | | | | | 37 | |
| Escort Classic (AAL, ABL) 10/98-7/00 | | | | | | | | | | | | | | | | | | | | |
| 1.6 16V (66 kW) Eng.L1E, L1K 10/98-7/00 | | | | | | | | | | | | | | | | | | | | |
| 19-2154 | | | F | | | | | | | 39 | 72 | | | | | | | | 37 | |
| 19-2719 | | | R | | | | | | | 29 | 50,29 | | | | | | | | 17,52 | with Nut |
| 1.8 TD (66 kW) Eng.RFD, RFK, RFS 10/98-7/00 | | | | | | | | | | | | | | | | | | | | |
| 19-2154 | | | F | | | | | | | 39 | 72 | | | | | | | | 37 | |
| 19-2719 | | | R | | | | | | | 29 | 50,29 | | | | | | | | 17,52 | with Nut |
| Escort Classic Turnier (ANL) 2/99-7/00 | | | | | | | | | | | | | | | | | | | | |
| 1.6 16V (66 kW) Eng.L1E, L1K 2/99-7/00 | | | | | | | | | | | | | | | | | | | | |
| 19-2154 | | | F | | | | | | | 39 | 72 | | | | | | | | 37 | |
| 19-2719 | | | R | | | | | | | 29 | 50,29 | | | | | | | | 17,52 | with Nut |
| 1.8 TD (66 kW) Eng.RFD, RFK, RFS 2/99-7/00 | | | | | | | | | | | | | | | | | | | | |
| 19-2154 | | | F | | | | | | | 39 | 72 | | | | | | | | 37 | |
| 19-2719 | | | R | | | | | | | 29 | 50,29 | | | | | | | | 17,52 | with Nut |
| Escort I (AFH, ATH) 1/68-2/76 | | | | | | | | | | | | | | | | | | | | |
| 1100 (29 kW) Eng.KL11 6/68-6/71 | | | | | | | | | | | | | | | | | | | | |
| 19-2137 | | | F | | | | | | | 17,46 | 50,29 | | | | | | | | 14,73 | |

FORD

| METELLI ref | Spare Parts | | F/R | L/R | | | ABS | A | B | C | D | E | F | G | H | I | L | M | Fig | NOTE |
|--|-------------|--------|-----|-----|--|--|-----|---|---|-------|-------|---|---|---|---|---|---|---|-------|------|
| 1100 (32 kW) Eng.G1 1/68-12/74 | | | | | | | | | | | | | | | | | | | | |
| 19-2137 | | -11/74 | F | | | | | | | 17,46 | 50,29 | | | | | | | | 14,73 | |
| 19-2138 | | 12/74- | F | | | | | | | 17,46 | 50,29 | | | | | | | | 14,73 | |
| 1100 (33 kW) Eng.G1 6/68-6/71 | | | | | | | | | | | | | | | | | | | | |
| 19-2137 | | | F | | | | | | | 17,46 | 50,29 | | | | | | | | 14,73 | |
| 1100 (35 kW) Eng.G2 6/70-2/76 | | | | | | | | | | | | | | | | | | | | |
| 19-2137 | | -11/74 | F | | | | | | | 17,46 | 50,29 | | | | | | | | 14,73 | |
| 19-2138 | | 12/74- | F | | | | | | | 17,46 | 50,29 | | | | | | | | 14,73 | |
| 1300 (35 kW) Eng.KL 13 L 6/68-6/71 | | | | | | | | | | | | | | | | | | | | |
| 19-2137 | | | F | | | | | | | 17,46 | 50,29 | | | | | | | | 14,73 | |
| 1300 (38 kW) Eng.J2 6/68-6/71 | | | | | | | | | | | | | | | | | | | | |
| 19-2137 | | | F | | | | | | | 17,46 | 50,29 | | | | | | | | 14,73 | |
| 1300 (40 kW) Eng.J1F (09.73-02.76) 9/73-2/76 | | | | | | | | | | | | | | | | | | | | |
| 19-2137 | | -11/74 | F | | | | | | | 17,46 | 50,29 | | | | | | | | 14,73 | |
| 19-2138 | | 12/74- | F | | | | | | | 17,46 | 50,29 | | | | | | | | 14,73 | |
| 1300 (42 kW) Eng.J2 6/70-2/76 | | | | | | | | | | | | | | | | | | | | |
| 19-2137 | | -11/74 | F | | | | | | | 17,46 | 50,29 | | | | | | | | 14,73 | |
| 19-2138 | | 12/74- | F | | | | | | | 17,46 | 50,29 | | | | | | | | 14,73 | |
| 1300 (53 kW) Eng.J3D (06.70-02.76) 6/70-2/76 | | | | | | | | | | | | | | | | | | | | |
| 19-2137 | | -11/74 | F | | | | | | | 17,46 | 50,29 | | | | | | | | 14,73 | |
| 19-2138 | | 12/74- | F | | | | | | | 17,46 | 50,29 | | | | | | | | 14,73 | |
| 1300 GT (47 kW) Eng.KL 13 H 6/68-6/71 | | | | | | | | | | | | | | | | | | | | |
| 19-2137 | | | F | | | | | | | 17,46 | 50,29 | | | | | | | | 14,73 | |
| 950 (25 kW) Eng.123 8/68-8/74 | | | | | | | | | | | | | | | | | | | | |
| 19-2137 | | | F | | | | | | | 17,46 | 50,29 | | | | | | | | 14,73 | |
| 950 (26 kW) Eng.KL09L 8/68-8/74 | | | | | | | | | | | | | | | | | | | | |
| 19-2137 | | | F | | | | | | | 17,46 | 50,29 | | | | | | | | 14,73 | |

FORD

| METELLI ref | Spare Parts | | F/R | L/R | | | ABS | A | B | C | D | E | F | G | H | I | L | M | Fig | NOTE |
|---|-------------|--------|-----|-----|--|--|-----|---|---|-------|-------|---|---|---|---|---|---|-------|-----|------|
| Escort I Turnier (ADH) 6/68-2/76 | | | | | | | | | | | | | | | | | | | | |
| 1100 (29 kW) Eng.KL11 6/68-6/71 | | | | | | | | | | | | | | | | | | | | |
| 19-2137 | | | F | | | | | | | 17,46 | 50,29 | | | | | | | 14,73 | | |
| 1100 (32 kW) Eng.G1 6/70-2/76 | | | | | | | | | | | | | | | | | | | | |
| 19-2137 | | -11/74 | F | | | | | | | 17,46 | 50,29 | | | | | | | 14,73 | | |
| 19-2138 | | 12/74- | F | | | | | | | 17,46 | 50,29 | | | | | | | 14,73 | | |
| 1100 (35 kW) Eng.G2 6/70-2/76 | | | | | | | | | | | | | | | | | | | | |
| 19-2137 | | -11/74 | F | | | | | | | 17,46 | 50,29 | | | | | | | 14,73 | | |
| 19-2138 | | 12/74- | F | | | | | | | 17,46 | 50,29 | | | | | | | 14,73 | | |
| 1300 (42 kW) Eng.J2 6/70-2/76 | | | | | | | | | | | | | | | | | | | | |
| 19-2137 | | -11/74 | F | | | | | | | 17,46 | 50,29 | | | | | | | 14,73 | | |
| 19-2138 | | 12/74- | F | | | | | | | 17,46 | 50,29 | | | | | | | 14,73 | | |
| Escort II (ATH) 3/73-12/80 | | | | | | | | | | | | | | | | | | | | |
| 1.1 (32 kW) Eng.G1 12/74-8/80 | | | | | | | | | | | | | | | | | | | | |
| 19-2138 | | | F | | | | | | | 17,46 | 50,29 | | | | | | | 14,73 | | |
| 1.1 (34 kW) Eng.G1 6/75-8/80 | | | | | | | | | | | | | | | | | | | | |
| 19-2138 | | | F | | | | | | | 17,46 | 50,29 | | | | | | | 14,73 | | |
| 1.1 (35 kW) Eng.G2 12/74-8/80 | | | | | | | | | | | | | | | | | | | | |
| 19-2138 | | | F | | | | | | | 17,46 | 50,29 | | | | | | | 14,73 | | |
| 1.3 (40 kW) Eng.J1F (12.74-08.80) 12/74-8/80 | | | | | | | | | | | | | | | | | | | | |
| 19-2138 | | | F | | | | | | | 17,46 | 50,29 | | | | | | | 14,73 | | |
| 1.3 (42 kW) Eng.J2 12/74-8/80 | | | | | | | | | | | | | | | | | | | | |
| 19-2138 | | | F | | | | | | | 17,46 | 50,29 | | | | | | | 14,73 | | |
| 1.3 (44 kW) Eng.J2 3/79-8/80 | | | | | | | | | | | | | | | | | | | | |
| 19-2138 | | | F | | | | | | | 17,46 | 50,29 | | | | | | | 14,73 | | |
| 1.3 (51 kW) Eng.J3 (12.74-08.80) 12/74-8/80 | | | | | | | | | | | | | | | | | | | | |
| 19-2138 | | | F | | | | | | | 17,46 | 50,29 | | | | | | | 14,73 | | |

FORD

| METELLI ref | Spare Parts | | F/R | L/R | | | ABS | A | B | C | D | E | F | G | H | I | L | M | Fig | NOTE |
|--|-------------|--------|-----|-----|--|--|-----|---|---|-------|-------|---|---|---|---|---|---|---|-------|------|
| 1.6 RS (62 kW) Eng.LC 12/74-8/80 | | | | | | | | | | | | | | | | | | | | |
| 19-2138 | | | F | | | | | | | 17,46 | 50,29 | | | | | | | | 14,73 | |
| 1.8 (115 kW) Eng.- 12/74-8/80 | | | | | | | | | | | | | | | | | | | | |
| 19-2138 | | | F | | | | | | | 17,46 | 50,29 | | | | | | | | 14,73 | |
| 2.0 RS (80 kW) Eng.NE 8/75-8/80 | | | | | | | | | | | | | | | | | | | | |
| 19-2138 | | | F | | | | | | | 17,46 | 50,29 | | | | | | | | 14,73 | |
| 2.0 RS (BATN) (73 kW) Eng.NE 3/73-2/77 | | | | | | | | | | | | | | | | | | | | |
| 19-2137 | | -11/74 | F | | | | | | | 17,46 | 50,29 | | | | | | | | 14,73 | |
| 19-2138 | | 12/74- | F | | | | | | | 17,46 | 50,29 | | | | | | | | 14,73 | |
| Escort II Turnier 4/75-7/81 | | | | | | | | | | | | | | | | | | | | |
| 1.1 (32 kW) Eng.G1 4/75-8/80 | | | | | | | | | | | | | | | | | | | | |
| 19-2138 | | | F | | | | | | | 17,46 | 50,29 | | | | | | | | 14,73 | |
| 1.1 (35 kW) Eng.G2 4/75-8/80 | | | | | | | | | | | | | | | | | | | | |
| 19-2138 | | | F | | | | | | | 17,46 | 50,29 | | | | | | | | 14,73 | |
| 1.3 (42 kW) Eng.J2 4/75-8/80 | | | | | | | | | | | | | | | | | | | | |
| 19-2138 | | | F | | | | | | | 17,46 | 50,29 | | | | | | | | 14,73 | |
| 1.3 (BADR) (40 kW) Eng.KL13 8/76-7/81 | | | | | | | | | | | | | | | | | | | | |
| 19-2138 | | -08/80 | F | | | | | | | 17,46 | 50,29 | | | | | | | | 14,73 | |
| 1.3 (CADR) (40 kW) Eng.KL 13 H 4/75-1/79 | | | | | | | | | | | | | | | | | | | | |
| 19-2138 | | | F | | | | | | | 17,46 | 50,29 | | | | | | | | 14,73 | |
| Escort III (GAA) 9/80-7/86 | | | | | | | | | | | | | | | | | | | | |
| 1.1 (37 kW) Eng.GSE 8/83-12/85 | | | | | | | | | | | | | | | | | | | | |
| 19-2136 | | | R | | | | | | | 17,46 | 50,29 | | | | | | | | 14,61 | |
| 1.1 (40 kW) Eng.GLB, GMA 9/80-8/83 | | | | | | | | | | | | | | | | | | | | |
| 19-2136 | | | R | | | | | | | 17,46 | 50,29 | | | | | | | | 14,61 | |
| 1.1 (43 kW) Eng.GPA 9/80-8/83 | | | | | | | | | | | | | | | | | | | | |
| 19-2136 | | | R | | | | | | | 17,46 | 50,29 | | | | | | | | 14,61 | |

FORD

| METELLI ref | Spare Parts | | F/R | L/R | | | ABS | A | B | C | D | E | F | G | H | I | L | M | Fig | NOTE |
|---|-------------|--|-----|-----|--|--|-----|---|---|-------|-------|---|---|---|---|---|---|---|-------|------|
| 1.3 (43 kW) Eng.JGA 1/84-12/85 | | | | | | | | | | | | | | | | | | | | |
| 19-2136 | | | R | | | | | | | 17,46 | 50,29 | | | | | | | | 14,61 | |
| 19-2141 | | | F | | | | | | | 35 | 60 | | | | | | | | 18,46 | |
| 1.3 (51 kW) Eng.JPA 9/80-12/85 | | | | | | | | | | | | | | | | | | | | |
| 19-2136 | | | R | | | | | | | 17,46 | 50,29 | | | | | | | | 14,61 | |
| 19-2141 | | | F | | | | | | | 35 | 60 | | | | | | | | 18,46 | |
| 1.6 (48 kW) Eng.CHT 1600 5/83-7/86 | | | | | | | | | | | | | | | | | | | | |
| 19-2136 | | | R | | | | | | | 17,46 | 50,29 | | | | | | | | 14,61 | |
| 19-2141 | | | F | | | | | | | 35 | 60 | | | | | | | | 18,46 | |
| 1.6 (58 kW) Eng.LP1, LPA 9/80-12/85 | | | | | | | | | | | | | | | | | | | | |
| 19-2136 | | | R | | | | | | | 17,46 | 50,29 | | | | | | | | 14,61 | |
| 19-2141 | | | F | | | | | | | 35 | 60 | | | | | | | | 18,46 | |
| 1.6 (71 kW) Eng.LUA 9/80-10/82 | | | | | | | | | | | | | | | | | | | | |
| 19-2136 | | | R | | | | | | | 17,46 | 50,29 | | | | | | | | 14,61 | |
| 19-2141 | | | F | | | | | | | 35 | 60 | | | | | | | | 18,46 | |
| 1.6 D (40 kW) Eng.LTA 2/84-12/85 | | | | | | | | | | | | | | | | | | | | |
| 19-2136 | | | R | | | | | | | 17,46 | 50,29 | | | | | | | | 14,61 | |
| 19-2141 | | | F | | | | | | | 35 | 60 | | | | | | | | 18,46 | |
| 1.6 i (GAA) (66 kW) Eng.L4B 7/85-12/85 | | | | | | | | | | | | | | | | | | | | |
| 19-2136 | | | R | | | | | | | 17,46 | 50,29 | | | | | | | | 14,61 | |
| 19-2141 | | | F | | | | | | | 35 | 60 | | | | | | | | 18,46 | |
| 1.6 RS Turbo (97 kW) Eng.LNA 11/84-12/85 | | | | | | | | | | | | | | | | | | | | |
| 19-2136 | | | R | | | | | | | 17,46 | 50,29 | | | | | | | | 14,61 | |
| 19-2141 | | | F | | | | | | | 35 | 60 | | | | | | | | 18,46 | |
| 1.6 XR3i (77 kW) Eng.LR1, LRA 10/82-12/85 | | | | | | | | | | | | | | | | | | | | |
| 19-2136 | | | R | | | | | | | 17,46 | 50,29 | | | | | | | | 14,61 | |
| 19-2141 | | | F | | | | | | | 35 | 60 | | | | | | | | 18,46 | |
| RS 1600i (85 kW) Eng.LUAE 5/82-12/85 | | | | | | | | | | | | | | | | | | | | |
| 19-2136 | | | R | | | | | | | 17,46 | 50,29 | | | | | | | | 14,61 | |

FORD

| METELLI ref | Spare Parts | | F/R | L/R | | ABS | A | B | C | D | E | F | G | H | I | L | M | Fig | NOTE |
|---|-------------|--|-----|-----|--|-----|---|---|-------|-------|---|---|---|---|---|-------|---|-----|------|
| 19-2141 | | | F | | | | | | 35 | 60 | | | | | | 18,46 | | | |
| Escort III Cabrio (ALD) 9/83-12/85 | | | | | | | | | | | | | | | | | | | |
| 1.3 (51 kW) Eng.JPA 9/83-12/85 | | | | | | | | | | | | | | | | | | | |
| 19-2136 | | | R | | | | | | 17,46 | 50,29 | | | | | | 14,61 | | | |
| 19-2141 | | | F | | | | | | 35 | 60 | | | | | | 18,46 | | | |
| 1.6 (58 kW) Eng.LP1, LPA 9/83-12/85 | | | | | | | | | | | | | | | | | | | |
| 19-2136 | | | R | | | | | | 17,46 | 50,29 | | | | | | 14,61 | | | |
| 19-2141 | | | F | | | | | | 35 | 60 | | | | | | 18,46 | | | |
| 1.6 i (77 kW) Eng.LR1, LRA 9/83-12/85 | | | | | | | | | | | | | | | | | | | |
| 19-2136 | | | R | | | | | | 17,46 | 50,29 | | | | | | 14,61 | | | |
| 19-2141 | | | F | | | | | | 35 | 60 | | | | | | 18,46 | | | |
| Escort III Turnier (AWA) 9/80-12/85 | | | | | | | | | | | | | | | | | | | |
| 1.1 (37 kW) Eng.GSE 8/83-12/85 | | | | | | | | | | | | | | | | | | | |
| 19-2136 | | | R | | | | | | 17,46 | 50,29 | | | | | | 14,61 | | | SW |
| 19-2141 | | | F | | | | | | 35 | 60 | | | | | | 18,46 | | | |
| 19-2148 | | | R | | | | | | 17,46 | 59,13 | | | | | | 16,76 | | | |
| 1.1 (40 kW) Eng.GLB, GMA 9/80-8/83 | | | | | | | | | | | | | | | | | | | |
| 19-2136 | | | R | | | | | | 17,46 | 50,29 | | | | | | 14,61 | | | SW |
| 19-2141 | | | F | | | | | | 35 | 60 | | | | | | 18,46 | | | |
| 19-2148 | | | R | | | | | | 17,46 | 59,13 | | | | | | 16,76 | | | |
| 1.3 (51 kW) Eng.JPA 3/81-12/85 | | | | | | | | | | | | | | | | | | | |
| 19-2136 | | | R | | | | | | 17,46 | 50,29 | | | | | | 14,61 | | | SW |
| 19-2141 | | | F | | | | | | 35 | 60 | | | | | | 18,46 | | | |
| 19-2148 | | | R | | | | | | 17,46 | 59,13 | | | | | | 16,76 | | | |
| 1.6 (58 kW) Eng.LP1, LPA 9/80-12/85 | | | | | | | | | | | | | | | | | | | |
| 19-2136 | | | R | | | | | | 17,46 | 50,29 | | | | | | 14,61 | | | SW |
| 19-2141 | | | F | | | | | | 35 | 60 | | | | | | 18,46 | | | |

FORD

| METELLI ref | Spare Parts | | F/R | L/R | | | ABS | A | B | C | D | E | F | G | H | I | L | M | Fig | NOTE |
|--|-------------|--|-----|-----|--|--|-----|---|---|-------|-------|---|---|---|---|---|-------|---|-----|------|
| 19-2148 | | | R | | | | | | | 17,46 | 59,13 | | | | | | 16,76 | | | |
| 1.6 D (40 kW) Eng.LTA 2/84-12/85 | | | | | | | | | | | | | | | | | | | | |
| 19-2136 | | | R | | | | | | | 17,46 | 50,29 | | | | | | 14,61 | | | SW |
| 19-2141 | | | F | | | | | | | 35 | 60 | | | | | | 18,46 | | | |
| 19-2148 | | | R | | | | | | | 17,46 | 59,13 | | | | | | 16,76 | | | |
| Escort IV (GAF, AWF, ABFT) 10/85-10/90 | | | | | | | | | | | | | | | | | | | | |
| 1.1 (37 kW) Eng.GSG 12/85-7/90 | | | | | | | | | | | | | | | | | | | | |
| 19-2136 | | | R | | | | | | | 17,46 | 50,29 | | | | | | 14,61 | | | |
| 1.3 (44 kW) Eng.JBB, JLA (-03.89), JLB 1/86-7/90 | | | | | | | | | | | | | | | | | | | | |
| 19-2136 | | | R | | | | | | | 17,46 | 50,29 | | | | | | 14,61 | | | |
| 1.3 (51 kW) Eng.JPA 11/86-7/88 | | | | | | | | | | | | | | | | | | | | |
| 19-2136 | | | R | | | | | | | 17,46 | 50,29 | | | | | | 14,61 | | | |
| 1.3 (GAF) (46 kW) Eng.JBA 7/88-10/90 | | | | | | | | | | | | | | | | | | | | |
| 19-2136 | | | R | | | | | | | 17,46 | 50,29 | | | | | | 14,61 | | | |
| 1.4 (51 kW) Eng.FUAA 10/85-10/90 | | | | | | | | | | | | | | | | | | | | |
| 19-2136 | | | R | | | | | | | 17,46 | 50,29 | | | | | | 14,61 | | | |
| 19-2141 | | | F | | | | | | | 35 | 60 | | | | | | 18,46 | | | |
| 1.4 (54 kW) Eng.F6B, F6D, FUC 1/86-7/90 | | | | | | | | | | | | | | | | | | | | |
| 19-2136 | | | R | | | | | | | 17,46 | 50,29 | | | | | | 14,61 | | | |
| 19-2141 | | | F | | | | | | | 35 | 60 | | | | | | 18,46 | | | |
| 1.4 (55 kW) Eng.FUA 1/86-7/90 | | | | | | | | | | | | | | | | | | | | |
| 19-2136 | | | R | | | | | | | 17,46 | 50,29 | | | | | | 14,61 | | | |
| 19-2141 | | | F | | | | | | | 35 | 60 | | | | | | 18,46 | | | |
| 1.6 (58 kW) Eng.LP2 1/86-12/88 | | | | | | | | | | | | | | | | | | | | |
| 19-2136 | | | R | | | | | | | 17,46 | 50,29 | | | | | | 14,61 | | | |
| 19-2141 | | | F | | | | | | | 35 | 60 | | | | | | 18,46 | | | |
| 1.6 (65 kW) Eng.LUG 4/89-7/90 | | | | | | | | | | | | | | | | | | | | |
| 19-2136 | | | R | | | | | | | 17,46 | 50,29 | | | | | | 14,61 | | | |

FORD

| METELLI ref | Spare Parts | | F/R | L/R | | ABS | A | B | C | D | E | F | G | H | I | L | M | Fig | NOTE |
|---|-------------|--|-----|-----|--|-----|---|---|-------|-------|---|---|---|---|---|-------|---|-----|------|
| 19-2141 | | | F | | | | | | 35 | 60 | | | | | | 18,46 | | | |
| 1.6 D (40 kW) Eng.LTC 1/86-1/89 | | | | | | | | | | | | | | | | | | | |
| 19-2136 | | | R | | | | | | 17,46 | 50,29 | | | | | | 14,61 | | | |
| 19-2141 | | | F | | | | | | 35 | 60 | | | | | | 18,46 | | | |
| 1.6 i (66 kW) Eng.L4B, LUC 1/86-5/90 | | | | | | | | | | | | | | | | | | | |
| 19-2136 | | | R | | | | | | 17,46 | 50,29 | | | | | | 14,61 | | | |
| 19-2141 | | | F | | | | | | 35 | 60 | | | | | | 18,46 | | | |
| 1.6 i (75 kW) Eng.LJB 8/89-7/90 | | | | | | | | | | | | | | | | | | | |
| 19-2136 | | | R | | | | | | 17,46 | 50,29 | | | | | | 14,61 | | | |
| 19-2141 | | | F | | | | | | 35 | 60 | | | | | | 18,46 | | | |
| 1.6 Turbo RS (97 kW) Eng.LNB 1/86-7/90 | | | | | | | | | | | | | | | | | | | |
| 19-2136 | | | R | | | | | | 17,46 | 50,29 | | | | | | 14,61 | | | |
| 19-2141 | | | F | | | | | | 35 | 60 | | | | | | 18,46 | | | |
| 1.6 XR3i (77 kW) Eng.LR2, LRB 1/86-8/89 | | | | | | | | | | | | | | | | | | | |
| 19-2136 | | | R | | | | | | 17,46 | 50,29 | | | | | | 14,61 | | | |
| 19-2141 | | | F | | | | | | 35 | 60 | | | | | | 18,46 | | | |
| 1.8 D (44 kW) Eng.RTA, RTB 1/89-7/90 | | | | | | | | | | | | | | | | | | | |
| 19-2136 | | | R | | | | | | 17,46 | 50,29 | | | | | | 14,61 | | | |
| 19-2141 | | | F | | | | | | 35 | 60 | | | | | | 18,46 | | | |
| Escort IV Cabrio (ALF) 1/86-7/90 | | | | | | | | | | | | | | | | | | | |
| 1.4 (54 kW) Eng.F6B, F6D, FUC 2/87-7/90 | | | | | | | | | | | | | | | | | | | |
| 19-2136 | | | R | | | | | | 17,46 | 50,29 | | | | | | 14,61 | | | |
| 19-2141 | | | F | | | | | | 35 | 60 | | | | | | 18,46 | | | |
| 1.4 (55 kW) Eng.FUA 1/86-7/90 | | | | | | | | | | | | | | | | | | | |
| 19-2136 | | | R | | | | | | 17,46 | 50,29 | | | | | | 14,61 | | | |
| 19-2141 | | | F | | | | | | 35 | 60 | | | | | | 18,46 | | | |
| 1.6 (58 kW) Eng.LP2, LPA 1/86-12/87 | | | | | | | | | | | | | | | | | | | |
| 19-2136 | | | R | | | | | | 17,46 | 50,29 | | | | | | 14,61 | | | |

FORD

| METELLI ref | Spare Parts | | F/R | L/R | | | ABS | A | B | C | D | E | F | G | H | I | L | M | Fig | NOTE |
|--|-------------|--|-----|-----|--|--|-----|---|---|-------|-------|---|---|---|---|---|-------|---|-----|------|
| 19-2141 | | | F | | | | | | | 35 | 60 | | | | | | 18,46 | | | |
| 1.6 i (66 kW) Eng.L4B, LUC 1/86-7/90 | | | | | | | | | | | | | | | | | | | | |
| 19-2136 | | | R | | | | | | | 17,46 | 50,29 | | | | | | 14,61 | | | |
| 19-2141 | | | F | | | | | | | 35 | 60 | | | | | | 18,46 | | | |
| 1.6 i (75 kW) Eng.LJB 8/89-7/90 | | | | | | | | | | | | | | | | | | | | |
| 19-2136 | | | R | | | | | | | 17,46 | 50,29 | | | | | | 14,61 | | | |
| 19-2141 | | | F | | | | | | | 35 | 60 | | | | | | 18,46 | | | |
| 1.6 XR3i (77 kW) Eng.LR2, LRB 1/86-7/90 | | | | | | | | | | | | | | | | | | | | |
| 19-2136 | | | R | | | | | | | 17,46 | 50,29 | | | | | | 14,61 | | | |
| 19-2141 | | | F | | | | | | | 35 | 60 | | | | | | 18,46 | | | |
| Escort IV Turnier (AWF, AVF) 10/85-10/90 | | | | | | | | | | | | | | | | | | | | |
| 1.1 (37 kW) Eng.GSG 10/85-9/90 | | | | | | | | | | | | | | | | | | | | |
| 19-2136 | | | R | | | | | | | 17,46 | 50,29 | | | | | | 14,61 | | | SW |
| 19-2141 | | | F | | | | | | | 35 | 60 | | | | | | 18,46 | | | |
| 19-2148 | | | R | | | | | | | 17,46 | 59,13 | | | | | | 16,76 | | | |
| 1.3 (44 kW) Eng.JBB, JLA (-03.89), JLB 1/86-7/90 | | | | | | | | | | | | | | | | | | | | |
| 19-2136 | | | R | | | | | | | 17,46 | 50,29 | | | | | | 14,61 | | | SW |
| 19-2141 | | | F | | | | | | | 35 | 60 | | | | | | 18,46 | | | |
| 19-2148 | | | R | | | | | | | 17,46 | 59,13 | | | | | | 16,76 | | | |
| 1.4 (51 kW) Eng.FUAA 10/85-10/90 | | | | | | | | | | | | | | | | | | | | |
| 19-2141 | | | F | | | | | | | 35 | 60 | | | | | | 18,46 | | | |
| 1.4 (54 kW) Eng.F6B, F6D, FUC 1/86-7/90 | | | | | | | | | | | | | | | | | | | | |
| 19-2136 | | | R | | | | | | | 17,46 | 50,29 | | | | | | 14,61 | | | SW |
| 19-2141 | | | F | | | | | | | 35 | 60 | | | | | | 18,46 | | | |
| 19-2148 | | | R | | | | | | | 17,46 | 59,13 | | | | | | 16,76 | | | |
| 1.4 (55 kW) Eng.FUA 1/86-7/90 | | | | | | | | | | | | | | | | | | | | |
| 19-2136 | | | R | | | | | | | 17,46 | 50,29 | | | | | | 14,61 | | | SW |
| 19-2141 | | | F | | | | | | | 35 | 60 | | | | | | 18,46 | | | |

FORD

| METELLI ref | Spare Parts | | F/R | L/R | | ABS | A | B | C | D | E | F | G | H | I | L | M | Fig | NOTE |
|--|-------------|--------|-----|-----|--|-----|---|---|-------|-------|---|---|---|---|---|-------|---|-----|---------------|
| 19-2148 | | | R | | | | | | 17,46 | 59,13 | | | | | | 16,76 | | | |
| 1.6 (58 kW) Eng.LP2 1/86-7/90 | | | | | | | | | | | | | | | | | | | |
| 19-2141 | | | F | | | | | | 35 | 60 | | | | | | 18,46 | | | |
| 1.6 D (40 kW) Eng.LTC 1/86-1/89 | | | | | | | | | | | | | | | | | | | |
| 19-2136 | | | R | | | | | | 17,46 | 50,29 | | | | | | 14,61 | | | SW |
| 19-2141 | | | F | | | | | | 35 | 60 | | | | | | 18,46 | | | |
| 19-2148 | | | R | | | | | | 17,46 | 59,13 | | | | | | 16,76 | | | |
| 1.6 i (66 kW) Eng.L4B, LUC 1/86-7/90 | | | | | | | | | | | | | | | | | | | |
| 19-2136 | | | R | | | | | | 17,46 | 50,29 | | | | | | 14,61 | | | SW |
| 19-2141 | | | F | | | | | | 35 | 60 | | | | | | 18,46 | | | |
| 19-2148 | | | R | | | | | | 17,46 | 59,13 | | | | | | 16,76 | | | |
| 1.8 D (44 kW) Eng.RTA, RTB 1/89-7/90 | | | | | | | | | | | | | | | | | | | |
| 19-2136 | | | R | | | | | | 17,46 | 50,29 | | | | | | 14,61 | | | SW |
| 19-2141 | | | F | | | | | | 35 | 60 | | | | | | 18,46 | | | |
| 19-2148 | | | R | | | | | | 17,46 | 59,13 | | | | | | 16,76 | | | |
| Escort V (GAL) 7/90-12/92 | | | | | | | | | | | | | | | | | | | |
| 1.3 (44 kW) Eng.J4B, J6A 7/90-1/95 | | | | | | | | | | | | | | | | | | | |
| 19-2154 | | 10/91- | F | | | | | | 39 | 72 | | | | | | 37 | | | |
| 19-2549 | | | R | | | | | | 29 | 50,29 | | | | | | 17,52 | | | w/o Nut |
| 1.4 (52 kW) Eng.F6F, F6G 7/90-1/95 | | | | | | | | | | | | | | | | | | | |
| 19-2154 | | | F | | | | | | 39 | 72 | | | | | | 37 | | | +ABS, M/T+A/T |
| 19-2549 | | | R | | | | | | 29 | 50,29 | | | | | | 17,52 | | | w/o Nut |
| 1.6 (66 kW) Eng.LUJ, LUK 7/90-8/92 | | | | | | | | | | | | | | | | | | | |
| 19-2154 | | | F | | | | | | 39 | 72 | | | | | | 37 | | | +ABS, M/T+A/T |
| 19-2549 | | | R | | | | | | 29 | 50,29 | | | | | | 17,52 | | | w/o Nut |
| 1.6 (77 kW) Eng.LJF 7/90-8/93 | | | | | | | | | | | | | | | | | | | |
| 19-2154 | | | F | | | | | | 39 | 72 | | | | | | 37 | | | +ABS, M/T+A/T |
| 19-2549 | | | R | | | | | | 29 | 50,29 | | | | | | 17,52 | | | w/o Nut |

FORD

| METELLI ref | Spare Parts | | F/R | L/R | | | ABS | A | B | C | D | E | F | G | H | I | L | M | Fig | NOTE |
|---|-------------|--|-----|-----|--|--|-----|---|---|----|-------|---|---|---|---|---|---|-------|-----|---------------|
| 1.8 16V XR3i (77 kW) Eng.RDA 2/92-1/95 | | | | | | | | | | | | | | | | | | | | |
| 19-2154 | | | F | | | | | | | 39 | 72 | | | | | | | 37 | | |
| 19-2549 | | | R | | | | | | | 29 | 50,29 | | | | | | | 17,52 | | w/o Nut |
| 1.8 16V XR3i (96 kW) Eng.RQB 2/92-1/95 | | | | | | | | | | | | | | | | | | | | |
| 19-2154 | | | F | | | | | | | 39 | 72 | | | | | | | 37 | | |
| 19-2549 | | | R | | | | | | | 29 | 50,29 | | | | | | | 17,52 | | w/o Nut |
| 1.8 D (44 kW) Eng.RTE, RTF, RTH 7/90-1/95 | | | | | | | | | | | | | | | | | | | | |
| 19-2154 | | | F | | | | | | | 39 | 72 | | | | | | | 37 | | |
| 19-2549 | | | R | | | | | | | 29 | 50,29 | | | | | | | 17,52 | | w/o Nut |
| RS 2000 (110 kW) Eng.N7A 5/91-1/95 | | | | | | | | | | | | | | | | | | | | |
| 19-2154 | | | F | | | | | | | 39 | 72 | | | | | | | 37 | | +ABS, M/T+A/T |
| 19-2549 | | | R | | | | | | | 29 | 50,29 | | | | | | | 17,52 | | w/o Nut |
| Escort V Cabrio (ALL) 7/90-12/92 | | | | | | | | | | | | | | | | | | | | |
| 1.4 (52 kW) Eng.F6F, F6G 7/90-4/94 | | | | | | | | | | | | | | | | | | | | |
| 19-2154 | | | F | | | | | | | 39 | 72 | | | | | | | 37 | | +ABS, M/T+A/T |
| 19-2549 | | | R | | | | | | | 29 | 50,29 | | | | | | | 17,52 | | w/o Nut |
| 1.6 (77 kW) Eng.LJF 7/90-8/93 | | | | | | | | | | | | | | | | | | | | |
| 19-2154 | | | F | | | | | | | 39 | 72 | | | | | | | 37 | | +ABS, M/T+A/T |
| 19-2549 | | | R | | | | | | | 29 | 50,29 | | | | | | | 17,52 | | w/o Nut |
| 1.8 16V XR3i (77 kW) Eng.RDA 2/92-1/95 | | | | | | | | | | | | | | | | | | | | |
| 19-2154 | | | F | | | | | | | 39 | 72 | | | | | | | 37 | | |
| 19-2549 | | | R | | | | | | | 29 | 50,29 | | | | | | | 17,52 | | w/o Nut |
| 1.8 16V XR3i (96 kW) Eng.RQB 2/92-1/95 | | | | | | | | | | | | | | | | | | | | |
| 19-2154 | | | F | | | | | | | 39 | 72 | | | | | | | 37 | | |
| 19-2549 | | | R | | | | | | | 29 | 50,29 | | | | | | | 17,52 | | w/o Nut |

FORD

| METELLI ref | Spare Parts | | F/R | L/R | | | ABS | A | B | C | D | E | F | G | H | I | L | M | Fig | NOTE |
|---|-------------|--------|-----|-----|--|--|-----|---|---|----|-------|---|---|---|---|---|---|-------|-----|---------------|
| Escort V Turnier (GAL, AVL) 7/90-12/92 | | | | | | | | | | | | | | | | | | | | |
| 1.3 (44 kW) Eng.J4B, J6A 9/91-1/95 | | | | | | | | | | | | | | | | | | | | |
| 19-2154 | | 10/91- | F | | | | | | | 39 | 72 | | | | | | | 37 | | |
| 19-2549 | | | R | | | | | | | 29 | 50,29 | | | | | | | 17,52 | | SW w/o Nut |
| 19-2553 | | | R | | | | | | | 35 | 60 | | | | | | | 18,46 | | |
| 1.4 (52 kW) Eng.F6F, F6G 7/90-1/95 | | | | | | | | | | | | | | | | | | | | |
| 19-2154 | | | F | | | | | | | 39 | 72 | | | | | | | 37 | | +ABS, M/T+A/T |
| 19-2549 | | | R | | | | | | | 29 | 50,29 | | | | | | | 17,52 | | SW w/o Nut |
| 19-2553 | | | R | | | | | | | 35 | 60 | | | | | | | 18,46 | | |
| 1.6 (66 kW) Eng.LUJ, LUK 7/90-8/92 | | | | | | | | | | | | | | | | | | | | |
| 19-2154 | | -10/91 | F | | | | | | | 39 | 72 | | | | | | | 37 | | +ABS, M/T+A/T |
| 19-2549 | | | R | | | | | | | 29 | 50,29 | | | | | | | 17,52 | | SW w/o Nut |
| 19-2553 | | | R | | | | | | | 35 | 60 | | | | | | | 18,46 | | |
| 1.6 (77 kW) Eng.LJF 7/90-9/92 | | | | | | | | | | | | | | | | | | | | |
| 19-2154 | | | F | | | | | | | 39 | 72 | | | | | | | 37 | | +ABS, M/T+A/T |
| 19-2549 | | | R | | | | | | | 29 | 50,29 | | | | | | | 17,52 | | SW w/o Nut |
| 19-2553 | | | R | | | | | | | 35 | 60 | | | | | | | 18,46 | | |
| 1.8 16V (77 kW) Eng.RDA 2/92-1/95 | | | | | | | | | | | | | | | | | | | | |
| 19-2154 | | | F | | | | | | | 39 | 72 | | | | | | | 37 | | |
| 19-2549 | | | R | | | | | | | 29 | 50,29 | | | | | | | 17,52 | | SW w/o Nut |
| 19-2553 | | | R | | | | | | | 35 | 60 | | | | | | | 18,46 | | |
| 1.8 D (44 kW) Eng.RTE, RTF, RTH 7/90-1/95 | | | | | | | | | | | | | | | | | | | | |
| 19-2154 | | | F | | | | | | | 39 | 72 | | | | | | | 37 | | |
| 19-2549 | | | R | | | | | | | 29 | 50,29 | | | | | | | 17,52 | | SW w/o Nut |
| 19-2553 | | | R | | | | | | | 35 | 60 | | | | | | | 18,46 | | |

FORD

| METELLI ref | Spare Parts | | F/R | L/R | | | ABS | A | B | C | D | E | F | G | H | I | L | M | Fig | NOTE |
|--|-------------|--|-----|-----|--|--|-----|---|---|----|-------|---|---|---|---|---|---|-------|-----|---------|
| 1.8 TD (55 kW) Eng.D18TRFL 5/91-12/92 | | | | | | | | | | | | | | | | | | | | |
| 19-2154 | | | F | | | | | | | 39 | 72 | | | | | | | 37 | | |
| Escort VI (GAL) 9/92-1/95 | | | | | | | | | | | | | | | | | | | | |
| 1.4 (55 kW) Eng.F4B, FUH 9/90-12/94 | | | | | | | | | | | | | | | | | | | | |
| 19-2154 | | | F | | | | | | | 39 | 72 | | | | | | | 37 | | |
| 19-2549 | | | R | | | | | | | 29 | 50,29 | | | | | | | 17,52 | | w/o Nut |
| 1.6 i 16V (65 kW) Eng.L1H 1/94-1/95 | | | | | | | | | | | | | | | | | | | | |
| 19-2154 | | | F | | | | | | | 39 | 72 | | | | | | | 37 | | |
| 19-2549 | | | R | | | | | | | 29 | 50,29 | | | | | | | 17,52 | | w/o Nut |
| 1.6 i 16V (66 kW) Eng.L1E 9/92-1/95 | | | | | | | | | | | | | | | | | | | | |
| 19-2154 | | | F | | | | | | | 39 | 72 | | | | | | | 37 | | |
| 19-2549 | | | R | | | | | | | 29 | 50,29 | | | | | | | 17,52 | | w/o Nut |
| 1.8 TD (66 kW) Eng.RFD, RFK, RFS 2/93-1/95 | | | | | | | | | | | | | | | | | | | | |
| 19-2154 | | | F | | | | | | | 39 | 72 | | | | | | | 37 | | |
| 19-2549 | | | R | | | | | | | 29 | 50,29 | | | | | | | 17,52 | | w/o Nut |
| Escort VI Cabrio (ALL) 12/92-1/95 | | | | | | | | | | | | | | | | | | | | |
| 1.4 i (55 kW) Eng.F4B 7/93-1/95 | | | | | | | | | | | | | | | | | | | | |
| 19-2154 | | | F | | | | | | | 39 | 72 | | | | | | | 37 | | |
| 19-2549 | | | R | | | | | | | 29 | 50,29 | | | | | | | 17,52 | | w/o Nut |
| 1.6 16V XR3i (66 kW) Eng.L1E 12/92-1/95 | | | | | | | | | | | | | | | | | | | | |
| 19-2154 | | | F | | | | | | | 39 | 72 | | | | | | | 37 | | |
| 19-2549 | | | R | | | | | | | 29 | 50,29 | | | | | | | 17,52 | | w/o Nut |
| 1.6 i 16V (65 kW) Eng.L1H 2/94-1/95 | | | | | | | | | | | | | | | | | | | | |
| 19-2154 | | | F | | | | | | | 39 | 72 | | | | | | | 37 | | |
| 19-2549 | | | R | | | | | | | 29 | 50,29 | | | | | | | 17,52 | | w/o Nut |

FORD

| METELLI ref | Spare Parts | | F/R | L/R | | | ABS | A | B | C | D | E | F | G | H | I | L | M | Fig | NOTE |
|---|-------------|--|-----|-----|--|--|-----|---|---|----|-------|---|---|---|---|---|---|-------|-----|---------|
| Escort VI Sedan (GAL) 8/93-1/95 | | | | | | | | | | | | | | | | | | | | |
| 1.3 (44 kW) Eng.J4B, J6A 8/93-1/95 | | | | | | | | | | | | | | | | | | | | |
| 19-2154 | | | F | | | | | | | 39 | 72 | | | | | | | 37 | | |
| 19-2549 | | | R | | | | | | | 29 | 50,29 | | | | | | | 17,52 | | w/o Nut |
| 1.4 (52 kW) Eng.F6F, F6G 8/93-4/94 | | | | | | | | | | | | | | | | | | | | |
| 19-2154 | | | F | | | | | | | 39 | 72 | | | | | | | 37 | | |
| 19-2549 | | | R | | | | | | | 29 | 50,29 | | | | | | | 17,52 | | w/o Nut |
| 1.4 (55 kW) Eng.F4B, FUH 8/93-1/95 | | | | | | | | | | | | | | | | | | | | |
| 19-2154 | | | F | | | | | | | 39 | 72 | | | | | | | 37 | | |
| 19-2549 | | | R | | | | | | | 29 | 50,29 | | | | | | | 17,52 | | w/o Nut |
| 1.6 i 16V (65 kW) Eng.L1H 1/94-1/95 | | | | | | | | | | | | | | | | | | | | |
| 19-2154 | | | F | | | | | | | 39 | 72 | | | | | | | 37 | | |
| 19-2549 | | | R | | | | | | | 29 | 50,29 | | | | | | | 17,52 | | w/o Nut |
| 1.6 i 16V (66 kW) Eng.L1E, L1K 8/93-1/95 | | | | | | | | | | | | | | | | | | | | |
| 19-2154 | | | F | | | | | | | 39 | 72 | | | | | | | 37 | | |
| 19-2549 | | | R | | | | | | | 29 | 50,29 | | | | | | | 17,52 | | w/o Nut |
| 1.8 D (44 kW) Eng.RTE, RTF, RTH 8/93-1/95 | | | | | | | | | | | | | | | | | | | | |
| 19-2154 | | | F | | | | | | | 39 | 72 | | | | | | | 37 | | |
| 19-2549 | | | R | | | | | | | 29 | 50,29 | | | | | | | 17,52 | | w/o Nut |
| 1.8 i 16V (77 kW) Eng.RDA 8/93-1/95 | | | | | | | | | | | | | | | | | | | | |
| 19-2154 | | | F | | | | | | | 39 | 72 | | | | | | | 37 | | |
| 1.8 TD (66 kW) Eng.RFD, RFK 8/93-1/95 | | | | | | | | | | | | | | | | | | | | |
| 19-2154 | | | F | | | | | | | 39 | 72 | | | | | | | 37 | | |
| 19-2549 | | | R | | | | | | | 29 | 50,29 | | | | | | | 17,52 | | w/o Nut |
| Escort VI Turnier (GAL) / Nomade 9/92-1/95 | | | | | | | | | | | | | | | | | | | | |
| 1.4 (55 kW) Eng.F4B, FUH 1/94-1/95 | | | | | | | | | | | | | | | | | | | | |
| 19-2154 | | | F | | | | | | | 39 | 72 | | | | | | | 37 | | |

FORD

| METELLI ref | Spare Parts | | F/R | L/R | | | ABS | A | B | C | D | E | F | G | H | I | L | M | Fig | NOTE |
|--|-------------|--|-----|-----|--|--|-----|---|---|----|-------|---|---|---|---|---|-------|---|-----|------------|
| 19-2549 | | | R | | | | | | | 29 | 50,29 | | | | | | 17,52 | | | SW w/o Nut |
| 19-2553 | | | R | | | | | | | 35 | 60 | | | | | | 18,46 | | | |
| 1.6 i 16V (65 kW) Eng.L1H 1/94-1/95 | | | | | | | | | | | | | | | | | | | | |
| 19-2154 | | | F | | | | | | | 39 | 72 | | | | | | 37 | | | |
| 19-2549 | | | R | | | | | | | 29 | 50,29 | | | | | | 17,52 | | | SW w/o Nut |
| 19-2553 | | | R | | | | | | | 35 | 60 | | | | | | 18,46 | | | |
| 1.6 i 16V (66 kW) Eng.L1E 9/92-1/95 | | | | | | | | | | | | | | | | | | | | |
| 19-2154 | | | F | | | | | | | 39 | 72 | | | | | | 37 | | | |
| 19-2549 | | | R | | | | | | | 29 | 50,29 | | | | | | 17,52 | | | SW w/o Nut |
| 19-2553 | | | R | | | | | | | 35 | 60 | | | | | | 18,46 | | | |
| 1.8 i 16V (96 kW) Eng.RQB 2/93-1/95 | | | | | | | | | | | | | | | | | | | | |
| 19-2154 | | | F | | | | | | | 39 | 72 | | | | | | 37 | | | |
| 19-2549 | | | R | | | | | | | 29 | 50,29 | | | | | | 17,52 | | | SW w/o Nut |
| 19-2553 | | | R | | | | | | | 35 | 60 | | | | | | 18,46 | | | |
| 1.8 TD (66 kW) Eng.RFD, RFK, RFS 2/93-1/95 | | | | | | | | | | | | | | | | | | | | |
| 19-2154 | | | F | | | | | | | 39 | 72 | | | | | | 37 | | | |
| 19-2549 | | | R | | | | | | | 29 | 50,29 | | | | | | 17,52 | | | SW w/o Nut |
| 19-2553 | | | R | | | | | | | 35 | 60 | | | | | | 18,46 | | | |
| Escort VII (GAL, AAL, ABL) 1/95-8/02 | | | | | | | | | | | | | | | | | | | | |
| 1.3 (44 kW) Eng.J4B, J6A 1/95-10/98 | | | | | | | | | | | | | | | | | | | | |
| 19-2154 | | | F | | | | | | | 39 | 72 | | | | | | 37 | | | |
| 19-2719 | | | R | | | | | | | 29 | 50,29 | | | | | | 17,52 | | | with Nut |
| 1.4 (54 kW) Eng.F4B 1/95-12/99 | | | | | | | | | | | | | | | | | | | | |
| 19-2154 | | | F | | | | | | | 39 | 72 | | | | | | 37 | | | |
| 19-2719 | | | R | | | | | | | 29 | 50,29 | | | | | | 17,52 | | | |
| 1.4 (55 kW) Eng.F4B, FUH 1/95-10/98 | | | | | | | | | | | | | | | | | | | | |
| 19-2154 | | | F | | | | | | | 39 | 72 | | | | | | 37 | | | |
| 19-2719 | | | R | | | | | | | 29 | 50,29 | | | | | | 17,52 | | | with Nut |

FORD

| METELLI ref | Spare Parts | | F/R | L/R | | | ABS | A | B | C | D | E | F | G | H | I | L | M | Fig | NOTE |
|---|-------------|--|-----|-----|--|--|-----|---|---|----|-------|---|---|---|---|---|---|-------|-----|----------|
| 1.6 16V (66 kW) Eng.L1E, L1K 1/95-10/98 | | | | | | | | | | | | | | | | | | | | |
| 19-2154 | | | F | | | | | | | 39 | 72 | | | | | | | 37 | | |
| 19-2719 | | | R | | | | | | | 29 | 50,29 | | | | | | | 17,52 | | with Nut |
| 1.6 16V 4x4 (66 kW) Eng.L1E 1/95-10/98 | | | | | | | | | | | | | | | | | | | | |
| 19-2154 | | | F | | | | | | | 39 | 72 | | | | | | | 37 | | |
| 1.6 i 16V (65 kW) Eng.L1H 1/95-8/95 | | | | | | | | | | | | | | | | | | | | |
| 19-2154 | | | F | | | | | | | 39 | 72 | | | | | | | 37 | | |
| 19-2719 | | | R | | | | | | | 29 | 50,29 | | | | | | | 17,52 | | with Nut |
| 1.8 16V (77 kW) Eng.RDA 1/95-8/95 | | | | | | | | | | | | | | | | | | | | |
| 19-2154 | | | F | | | | | | | 39 | 72 | | | | | | | 37 | | |
| 19-2719 | | | R | | | | | | | 29 | 50,29 | | | | | | | 17,52 | | with Nut |
| 1.8 16V (85 kW) Eng.RKC 1/95-10/98 | | | | | | | | | | | | | | | | | | | | |
| 19-2154 | | | F | | | | | | | 39 | 72 | | | | | | | 37 | | |
| 19-2719 | | | R | | | | | | | 29 | 50,29 | | | | | | | 17,52 | | with Nut |
| 1.8 D (44 kW) Eng.RTE, RTF, RTH 1/95-12/96 | | | | | | | | | | | | | | | | | | | | |
| 19-2154 | | | F | | | | | | | 39 | 72 | | | | | | | 37 | | |
| 19-2719 | | | R | | | | | | | 29 | 50,29 | | | | | | | 17,52 | | with Nut |
| 1.8 TD (66 kW) Eng.RFD, RFK, RFS 1/95-10/98 | | | | | | | | | | | | | | | | | | | | |
| 19-2154 | | | F | | | | | | | 39 | 72 | | | | | | | 37 | | |
| 19-2719 | | | R | | | | | | | 29 | 50,29 | | | | | | | 17,52 | | with Nut |
| 1.8 Turbo D (51 kW) Eng.RVA 12/95-10/98 | | | | | | | | | | | | | | | | | | | | |
| 19-2154 | | | F | | | | | | | 39 | 72 | | | | | | | 37 | | |
| 19-2719 | | | R | | | | | | | 29 | 50,29 | | | | | | | 17,52 | | with Nut |
| RS 2000 (110 kW) Eng.N7A 2/95-2/98 | | | | | | | | | | | | | | | | | | | | |
| 19-2154 | | | F | | | | | | | 39 | 72 | | | | | | | 37 | | |
| 19-2719 | | | R | | | | | | | 29 | 50,29 | | | | | | | 17,52 | | with Nut |

FORD

| METELLI ref | Spare Parts | | F/R | L/R | | | ABS | A | B | C | D | E | F | G | H | I | L | M | Fig | NOTE |
|---|-------------|--|-----|-----|--|--|-----|---|---|----|-------|---|---|---|---|---|---|---|-------|----------|
| RS 2000 4x4 (110 kW) Eng.N7A 2/95-10/98 | | | | | | | | | | | | | | | | | | | | |
| 19-2154 | | | F | | | | | | | 39 | 72 | | | | | | | | 37 | |
| Escort VII Cabrio (ALL) 2/95-8/00 | | | | | | | | | | | | | | | | | | | | |
| 1.4 (55 kW) Eng.F4B 2/95-8/98 | | | | | | | | | | | | | | | | | | | | |
| 19-2154 | | | F | | | | | | | 39 | 72 | | | | | | | | 37 | |
| 19-2719 | | | R | | | | | | | 29 | 50,29 | | | | | | | | 17,52 | with Nut |
| 1.6 16V XR3i (65 kW) Eng.L1H 2/95-12/96 | | | | | | | | | | | | | | | | | | | | |
| 19-2154 | | | F | | | | | | | 39 | 72 | | | | | | | | 37 | |
| 19-2719 | | | R | | | | | | | 29 | 50,29 | | | | | | | | 17,52 | with Nut |
| 1.6 16V XR3i (66 kW) Eng.L1E, L1K 2/95-9/99 | | | | | | | | | | | | | | | | | | | | |
| 19-2154 | | | F | | | | | | | 39 | 72 | | | | | | | | 37 | |
| 19-2719 | | | R | | | | | | | 29 | 50,29 | | | | | | | | 17,52 | with Nut |
| 1.8 16V XR3i (77 kW) Eng.RDA 2/95-8/98 | | | | | | | | | | | | | | | | | | | | |
| 19-2154 | | | F | | | | | | | 39 | 72 | | | | | | | | 37 | |
| 19-2719 | | | R | | | | | | | 29 | 50,29 | | | | | | | | 17,52 | with Nut |
| 1.8 16V XR3i (85 kW) Eng.RKC 10/95-8/98 | | | | | | | | | | | | | | | | | | | | |
| 19-2154 | | | F | | | | | | | 39 | 72 | | | | | | | | 37 | |
| 19-2719 | | | R | | | | | | | 29 | 50,29 | | | | | | | | 17,52 | with Nut |
| 1.8 16V XR3i (96 kW) Eng.RQB 2/95-8/00 | | | | | | | | | | | | | | | | | | | | |
| 19-2154 | | | F | | | | | | | 39 | 72 | | | | | | | | 37 | |
| 19-2719 | | | R | | | | | | | 29 | 50,29 | | | | | | | | 17,52 | with Nut |
| 1.8 TD (66 kW) Eng.RFD, RFK, RFS 9/95-8/98 | | | | | | | | | | | | | | | | | | | | |
| 19-2154 | | | F | | | | | | | 39 | 72 | | | | | | | | 37 | |
| 19-2719 | | | R | | | | | | | 29 | 50,29 | | | | | | | | 17,52 | with Nut |
| 1.8 Turbo D (51 kW) Eng.RVA 10/96-8/99 | | | | | | | | | | | | | | | | | | | | |
| 19-2154 | | | F | | | | | | | 39 | 72 | | | | | | | | 37 | |

FORD

| METELLI ref | Spare Parts | | F/R | L/R | | ABS | A | B | C | D | E | F | G | H | I | L | M | Fig | NOTE |
|---|-------------|--|-----|-----|--|-----|---|---|----|-------|---|---|---|---|---|-------|---|-----|----------|
| 19-2719 | | | R | | | | | | 29 | 50,29 | | | | | | 17,52 | | | with Nut |
| Escort VII Sedan (GAL, AFL) 1/95-2/99 | | | | | | | | | | | | | | | | | | | |
| 1.3 (44 kW) Eng.J4B, J6A 1/95-2/99 | | | | | | | | | | | | | | | | | | | |
| 19-2154 | | | F | | | | | | 39 | 72 | | | | | | 37 | | | |
| 19-2719 | | | R | | | | | | 29 | 50,29 | | | | | | 17,52 | | | with Nut |
| 1.4 (54 kW) Eng.F4B 1/95-12/96 | | | | | | | | | | | | | | | | | | | |
| 19-2154 | | | F | | | | | | 39 | 72 | | | | | | 37 | | | |
| 19-2719 | | | R | | | | | | 29 | 50,29 | | | | | | 17,52 | | | |
| 1.4 (55 kW) Eng.F4B, FUH 1/95-2/99 | | | | | | | | | | | | | | | | | | | |
| 19-2154 | | | F | | | | | | 39 | 72 | | | | | | 37 | | | |
| 19-2719 | | | R | | | | | | 29 | 50,29 | | | | | | 17,52 | | | with Nut |
| 1.6 i 16V (65 kW) Eng.L1H 1/95-8/95 | | | | | | | | | | | | | | | | | | | |
| 19-2154 | | | F | | | | | | 39 | 72 | | | | | | 37 | | | |
| 19-2719 | | | R | | | | | | 29 | 50,29 | | | | | | 17,52 | | | with Nut |
| 1.6 i 16V (66 kW) Eng.L1E, L1K 1/95-2/99 | | | | | | | | | | | | | | | | | | | |
| 19-2154 | | | F | | | | | | 39 | 72 | | | | | | 37 | | | |
| 19-2719 | | | R | | | | | | 29 | 50,29 | | | | | | 17,52 | | | with Nut |
| 1.8 16V (77 kW) Eng.RDA 1/95-8/95 | | | | | | | | | | | | | | | | | | | |
| 19-2154 | | | F | | | | | | 39 | 72 | | | | | | 37 | | | |
| 19-2719 | | | R | | | | | | 29 | 50,29 | | | | | | 17,52 | | | with Nut |
| 1.8 16V (85 kW) Eng.RKC 1/95-2/99 | | | | | | | | | | | | | | | | | | | |
| 19-2154 | | | F | | | | | | 39 | 72 | | | | | | 37 | | | |
| 19-2719 | | | R | | | | | | 29 | 50,29 | | | | | | 17,52 | | | with Nut |
| 1.8 D (44 kW) Eng.RTE, RTF, RTH 1/95-12/96 | | | | | | | | | | | | | | | | | | | |
| 19-2154 | | | F | | | | | | 39 | 72 | | | | | | 37 | | | |
| 19-2719 | | | R | | | | | | 29 | 50,29 | | | | | | 17,52 | | | with Nut |
| 1.8 TD (66 kW) Eng.RFD, RFK, RFN, RFS 1/95-2/99 | | | | | | | | | | | | | | | | | | | |
| 19-2154 | | | F | | | | | | 39 | 72 | | | | | | 37 | | | |

FORD

| METELLI ref | Spare Parts | | F/R | L/R | | | ABS | A | B | C | D | E | F | G | H | I | L | M | Fig | NOTE |
|---|-------------|--------|-----|-----|--|--|-----|---|---|----|-------|---|---|---|---|---|-------|---|-----|-------------|
| 19-2719 | | | R | | | | | | | 29 | 50,29 | | | | | | 17,52 | | | with Nut |
| 1.8 Turbo D (51 kW) Eng.RVA 12/95-2/99 | | | | | | | | | | | | | | | | | | | | |
| 19-2154 | | | F | | | | | | | 39 | 72 | | | | | | 37 | | | |
| 19-2719 | | | R | | | | | | | 29 | 50,29 | | | | | | 17,52 | | | with Nut |
| Escort VII Turnier (GAL, ANL) / Nomade 1/95-2/99 | | | | | | | | | | | | | | | | | | | | |
| 1.3 (44 kW) Eng.J4B, J6A 1/95-1/99 | | | | | | | | | | | | | | | | | | | | |
| 19-2154 | | | F | | | | | | | 39 | 72 | | | | | | 37 | | | |
| 19-2549 | | -08/95 | R | | | | | | | 29 | 50,29 | | | | | | 17,52 | | | SW w/o Nut |
| 19-2553 | | | R | | | | | | | 35 | 60 | | | | | | 18,46 | | | |
| 19-2719 | | 08/95- | R | | | | | | | 29 | 50,29 | | | | | | 17,52 | | | SW with Nut |
| 1.4 (54 kW) Eng.F4B 1/95-12/96 | | | | | | | | | | | | | | | | | | | | |
| 19-2154 | | | F | | | | | | | 39 | 72 | | | | | | 37 | | | |
| 1.4 (55 kW) Eng.F4B, FUH 1/95-2/99 | | | | | | | | | | | | | | | | | | | | |
| 19-2154 | | | F | | | | | | | 39 | 72 | | | | | | 37 | | | |
| 19-2549 | | -08/95 | R | | | | | | | 29 | 50,29 | | | | | | 17,52 | | | SW w/o Nut |
| 19-2553 | | | R | | | | | | | 35 | 60 | | | | | | 18,46 | | | |
| 19-2719 | | 08/95- | R | | | | | | | 29 | 50,29 | | | | | | 17,52 | | | SW with Nut |
| 1.6 16V (66 kW) Eng.L1E, L1K 1/95-2/99 | | | | | | | | | | | | | | | | | | | | |
| 19-2154 | | | F | | | | | | | 39 | 72 | | | | | | 37 | | | |
| 19-2549 | | -08/95 | R | | | | | | | 29 | 50,29 | | | | | | 17,52 | | | SW w/o Nut |
| 19-2553 | | | R | | | | | | | 35 | 60 | | | | | | 18,46 | | | |
| 19-2719 | | 08/95- | R | | | | | | | 29 | 50,29 | | | | | | 17,52 | | | SW with Nut |
| 1.6 i 16V (65 kW) Eng.L1H 1/95-8/95 | | | | | | | | | | | | | | | | | | | | |
| 19-2154 | | | F | | | | | | | 39 | 72 | | | | | | 37 | | | |
| 19-2549 | | | R | | | | | | | 29 | 50,29 | | | | | | 17,52 | | | SW w/o Nut |
| 19-2553 | | | R | | | | | | | 35 | 60 | | | | | | 18,46 | | | |
| 19-2719 | | 08/95- | R | | | | | | | 29 | 50,29 | | | | | | 17,52 | | | SW with Nut |

FORD

| METELLI ref | Spare Parts | | F/R | L/R | | | ABS | A | B | C | D | E | F | G | H | I | L | M | Fig | NOTE |
|--|-------------|--------|-----|-----|--|--|-----|---|---|-------|-------|---|---|---|---|---|---|-------|-----|-------------|
| 1.8 16V (77 kW) Eng.RDA 1/95-8/95 | | | | | | | | | | | | | | | | | | | | |
| 19-2154 | | | F | | | | | | | 39 | 72 | | | | | | | 37 | | |
| 19-2549 | | | R | | | | | | | 29 | 50,29 | | | | | | | 17,52 | | SW w/o Nut |
| 19-2553 | | | R | | | | | | | 35 | 60 | | | | | | | 18,46 | | |
| 19-2719 | | 08/95- | R | | | | | | | 29 | 50,29 | | | | | | | 17,52 | | SW with Nut |
| 1.8 16V (85 kW) Eng.RKC 1/95-2/99 | | | | | | | | | | | | | | | | | | | | |
| 19-2154 | | | F | | | | | | | 39 | 72 | | | | | | | 37 | | |
| 19-2549 | | -08/95 | R | | | | | | | 29 | 50,29 | | | | | | | 17,52 | | SW w/o Nut |
| 19-2553 | | | R | | | | | | | 35 | 60 | | | | | | | 18,46 | | |
| 19-2719 | | 08/95- | R | | | | | | | 29 | 50,29 | | | | | | | 17,52 | | SW with Nut |
| 1.8 D (44 kW) Eng.RTE, RTF, RTH 1/95-2/99 | | | | | | | | | | | | | | | | | | | | |
| 19-2154 | | | F | | | | | | | 39 | 72 | | | | | | | 37 | | |
| 19-2549 | | -08/95 | R | | | | | | | 29 | 50,29 | | | | | | | 17,52 | | SW w/o Nut |
| 19-2553 | | | R | | | | | | | 35 | 60 | | | | | | | 18,46 | | |
| 19-2719 | | 08/95- | R | | | | | | | 29 | 50,29 | | | | | | | 17,52 | | SW with Nut |
| 1.8 TD (66 kW) Eng.RFD, RFK, RFS 1/95-2/99 | | | | | | | | | | | | | | | | | | | | |
| 19-2154 | | | F | | | | | | | 39 | 72 | | | | | | | 37 | | |
| 19-2549 | | -08/95 | R | | | | | | | 29 | 50,29 | | | | | | | 17,52 | | SW w/o Nut |
| 19-2553 | | | R | | | | | | | 35 | 60 | | | | | | | 18,46 | | |
| 19-2719 | | 08/95- | R | | | | | | | 29 | 50,29 | | | | | | | 17,52 | | SW with Nut |
| 1.8 Turbo D (51 kW) Eng.RVA 12/95-2/99 | | | | | | | | | | | | | | | | | | | | |
| 19-2154 | | | F | | | | | | | 39 | 72 | | | | | | | 37 | | |
| 19-2553 | | | R | | | | | | | 35 | 60 | | | | | | | 18,46 | | |
| 19-2719 | | | R | | | | | | | 29 | 50,29 | | | | | | | 17,52 | | SW with Nut |
| Fiesta I (GFBT) 5/76-8/83 | | | | | | | | | | | | | | | | | | | | |
| 0.9 (29 kW) Eng.TKA, TKW 5/76-8/83 | | | | | | | | | | | | | | | | | | | | |
| 19-2137 | | | R | | | | | | | 17,46 | 50,29 | | | | | | | 14,73 | | |

FORD

| METELLI ref | Spare Parts | | F/R | L/R | | | ABS | A | B | C | D | E | F | G | H | I | L | M | Fig | NOTE |
|--|-------------|--------|-----|-----|--|--|-----|---|---|-------|-------|---|---|---|---|---|-------|---|-----|------|
| 0.9 (33 kW) Eng.TLA 5/76-8/83 | | | | | | | | | | | | | | | | | | | | |
| 19-2137 | | | R | | | | | | | 17,46 | 50,29 | | | | | | 14,73 | | | |
| 1.1 (39 kW) Eng.GLA 5/76-8/83 | | | | | | | | | | | | | | | | | | | | |
| 19-2137 | | | R | | | | | | | 17,46 | 50,29 | | | | | | 14,73 | | | |
| 1.1 (WFBT) (40 kW) Eng.GLW 2/81-8/83 | | | | | | | | | | | | | | | | | | | | |
| 19-2137 | | | R | | | | | | | 17,46 | 50,29 | | | | | | 14,73 | | | |
| 1.3 (49 kW) Eng.J3E 8/77-8/83 | | | | | | | | | | | | | | | | | | | | |
| 19-2137 | | | R | | | | | | | 17,46 | 50,29 | | | | | | 14,73 | | | |
| 19-2141 | | 08/80- | F | | | | | | | 35 | 60 | | | | | | 18,46 | | | |
| 1.6 XR2 (62 kW) Eng.L3E 8/81-8/83 | | | | | | | | | | | | | | | | | | | | |
| 19-2137 | | | R | | | | | | | 17,46 | 50,29 | | | | | | 14,73 | | | |
| 19-2141 | | | F | | | | | | | 35 | 60 | | | | | | 18,46 | | | |
| 1.6 XR2 (71 kW) Eng.L3E 9/81-8/83 | | | | | | | | | | | | | | | | | | | | |
| 19-2137 | | | R | | | | | | | 17,46 | 50,29 | | | | | | 14,73 | | | |
| 19-2141 | | | F | | | | | | | 35 | 60 | | | | | | 18,46 | | | |
| Fiesta II (FBD) 9/83-11/89 | | | | | | | | | | | | | | | | | | | | |
| 1.0 (FBD) (33 kW) Eng.TKB 9/83-2/89 | | | | | | | | | | | | | | | | | | | | |
| 19-2137 | | -12/88 | R | | | | | | | 17,46 | 50,29 | | | | | | 14,73 | | | |
| 1.1 (FBD) (36 kW) Eng.GSH 5/86-2/89 | | | | | | | | | | | | | | | | | | | | |
| 19-2137 | | -12/88 | R | | | | | | | 17,46 | 50,29 | | | | | | 14,73 | | | |
| 1.1 (FBD) (37 kW) Eng.GLC, GSF 9/83-2/89 | | | | | | | | | | | | | | | | | | | | |
| 19-2137 | | -12/88 | R | | | | | | | 17,46 | 50,29 | | | | | | 14,73 | | | |
| 1.3 (FBD) (51 kW) Eng.JPC 9/83-1/87 | | | | | | | | | | | | | | | | | | | | |
| 19-2137 | | | R | | | | | | | 17,46 | 50,29 | | | | | | 14,73 | | | |
| 19-2141 | | | F | | | | | | | 35 | 60 | | | | | | 18,46 | | | |
| 1.4 (51 kW) Eng.FUBA 9/83-1/87 | | | | | | | | | | | | | | | | | | | | |
| 19-2137 | | | R | | | | | | | 17,46 | 50,29 | | | | | | 14,73 | | | |
| 19-2141 | | | F | | | | | | | 35 | 60 | | | | | | 18,46 | | | |

FORD

| METELLI ref | Spare Parts | | F/R | L/R | | | ABS | A | B | C | D | E | F | G | H | I | L | M | Fig | NOTE |
|---|-------------|--------|-----|-----|--|--|-----|---|---|----|-------|---|---|---|---|---|-------|---|-----|---------|
| 19-2549 | | | R | | | | | | | 29 | 50,29 | | | | | | 17,52 | | | w/o Nut |
| 1.3 (44 kW) Eng.JBB, JBC 3/89-12/95 | | | | | | | | | | | | | | | | | | | | |
| 19-2549 | | | R | | | | | | | 29 | 50,29 | | | | | | 17,52 | | | w/o Nut |
| 1.3 (44 kW) Eng.JBC 3/89-12/92 | | | | | | | | | | | | | | | | | | | | |
| 19-2549 | | | R | | | | | | | 29 | 50,29 | | | | | | 17,52 | | | w/o Nut |
| 1.3 Cat (44 kW) Eng.J6B 5/91-1/97 | | | | | | | | | | | | | | | | | | | | |
| 19-2154 | | 01/94- | F | | | | | | | 39 | 72 | | | | | | 37 | | | |
| 19-2549 | | | R | | | | | | | 29 | 50,29 | | | | | | 17,52 | | | w/o Nut |
| 1.4 (52 kW) Eng.F6E 3/89-12/95 | | | | | | | | | | | | | | | | | | | | |
| 19-2154 | | 01/94- | F | | | | | | | 39 | 72 | | | | | | 37 | | | |
| 19-2549 | | | R | | | | | | | 29 | 50,29 | | | | | | 17,52 | | | w/o Nut |
| 1.4 (54 kW) Eng.F4A, FUG, FUJ 3/89-12/95 | | | | | | | | | | | | | | | | | | | | |
| 19-2154 | | 01/94- | F | | | | | | | 39 | 72 | | | | | | 37 | | | |
| 19-2549 | | | R | | | | | | | 29 | 50,29 | | | | | | 17,52 | | | w/o Nut |
| 1.6 (65 kW) Eng.LUH (01.89-01.94) 1/89-1/94 | | | | | | | | | | | | | | | | | | | | |
| 19-2549 | | | R | | | | | | | 29 | 50,29 | | | | | | 17,52 | | | w/o Nut |
| 1.6 (66 kW) Eng.LUH 3/89-12/92 | | | | | | | | | | | | | | | | | | | | |
| 19-2549 | | | R | | | | | | | 29 | 50,29 | | | | | | 17,52 | | | w/o Nut |
| 1.6 i 16V (65 kW) Eng.L1G (01.94-.) 1/94-12/95 | | | | | | | | | | | | | | | | | | | | |
| 19-2154 | | | F | | | | | | | 39 | 72 | | | | | | 37 | | | |
| 19-2549 | | | R | | | | | | | 29 | 50,29 | | | | | | 17,52 | | | w/o Nut |
| 1.6 Turbo (FBJT) (96 kW) Eng.LHA 3/90-10/92 | | | | | | | | | | | | | | | | | | | | |
| 19-2549 | | | R | | | | | | | 29 | 50,29 | | | | | | 17,52 | | | w/o Nut |
| 1.6 XR2i (76 kW) Eng.LJD 3/89-3/93 | | | | | | | | | | | | | | | | | | | | |
| 19-2549 | | | R | | | | | | | 29 | 50,29 | | | | | | 17,52 | | | w/o Nut |
| 1.6 XR2i (81 kW) Eng.LJC 3/89-1/94 | | | | | | | | | | | | | | | | | | | | |
| 19-2549 | | | R | | | | | | | 29 | 50,29 | | | | | | 17,52 | | | w/o Nut |
| 1.8 16V (77 kW) Eng.RDB 2/92-12/95 | | | | | | | | | | | | | | | | | | | | |
| 19-2154 | | 01/94- | F | | | | | | | 39 | 72 | | | | | | 37 | | | |

FORD

| METELLI ref | Spare Parts | | F/R | L/R | | ABS | A | B | C | D | E | F | G | H | I | L | M | Fig | NOTE |
|--|-------------|--------|-----|-----|--|-----|---|---|----|-------|---|---|---|---|---|-------|---|-----|----------|
| 19-2549 | | | R | | | | | | 29 | 50,29 | | | | | | 17,52 | | | w/o Nut |
| 1.8 D (44 kW) Eng.RTC, RTD, RTG 3/89-12/95 | | | | | | | | | | | | | | | | | | | |
| 19-2154 | | 01/94- | F | | | | | | 39 | 72 | | | | | | 37 | | | |
| 19-2549 | | | R | | | | | | 29 | 50,29 | | | | | | 17,52 | | | w/o Nut |
| 1.8 TD (55 kW) Eng.RFL 3/93-12/95 | | | | | | | | | | | | | | | | | | | |
| 19-2549 | | | R | | | | | | 29 | 50,29 | | | | | | 17,52 | | | |
| 1.8 XR2i 16V (96 kW) Eng.RQC 2/92-12/95 | | | | | | | | | | | | | | | | | | | |
| 19-2154 | | 01/94- | F | | | | | | 39 | 72 | | | | | | 37 | | | |
| 19-2549 | | | R | | | | | | 29 | 50,29 | | | | | | 17,52 | | | w/o Nut |
| Fiesta IV (JA_, JB_) 8/95-9/02 | | | | | | | | | | | | | | | | | | | |
| 1.0 i (38 kW) Eng.ZH10JRB 4/96-9/99 | | | | | | | | | | | | | | | | | | | |
| 19-2154 | | | F | | | | | | 39 | 72 | | | | | | 37 | | | |
| 19-2719 | | | R | | | | | | 29 | 50,29 | | | | | | 17,52 | | | with Nut |
| 1.0 i (48 kW) Eng.C4E 9/99-1/02 | | | | | | | | | | | | | | | | | | | |
| 19-2154 | | | F | | | | | | 39 | 72 | | | | | | 37 | | | |
| 19-2719 | | | R | | | | | | 29 | 50,29 | | | | | | 17,52 | | | with Nut |
| 1.1 (37 kW) Eng.GB11G5N 9/95-12/96 | | | | | | | | | | | | | | | | | | | |
| 19-2154 | | | F | | | | | | 39 | 72 | | | | | | 37 | | | |
| 19-2719 | | | R | | | | | | 29 | 50,29 | | | | | | 17,52 | | | |
| 1.25 i 16V (55 kW) Eng.DHA, DHB, DHC, DHD, DHE, DHF, DHG 8/95-1/02 | | | | | | | | | | | | | | | | | | | |
| 19-2154 | | | F | | | | | | 39 | 72 | | | | | | 37 | | | |
| 19-2719 | | | R | | | | | | 29 | 50,29 | | | | | | 17,52 | | | with Nut |
| 1.3 i (37 kW) Eng.JJA, JJC, JJE, JJJ, JJK, JJM 8/95-1/02 | | | | | | | | | | | | | | | | | | | |
| 19-2154 | | | F | | | | | | 39 | 72 | | | | | | 37 | | | |
| 19-2719 | | | R | | | | | | 29 | 50,29 | | | | | | 17,52 | | | with Nut |
| 1.3 i (44 kW) Eng.J4C, J4J, J4L, J4Q, J4R, J4T, JBC 8/95-1/02 | | | | | | | | | | | | | | | | | | | |
| 19-2154 | | | F | | | | | | 39 | 72 | | | | | | 37 | | | |
| 19-2719 | | | R | | | | | | 29 | 50,29 | | | | | | 17,52 | | | with Nut |

FORD

| METELLI ref | Spare Parts | | F/R | L/R | | | ABS | A | B | C | D | E | F | G | H | I | L | M | Fig | NOTE |
|--|-------------|--|-----|-----|--|--|-----|---|---|----|-------|---|---|---|---|---|---|-------|-----|----------|
| 1.4 i 16V (66 kW) Eng.FHA, FHE 4/96-1/02 | | | | | | | | | | | | | | | | | | | | |
| 19-2154 | | | F | | | | | | | 39 | 72 | | | | | | | 37 | | |
| 19-2719 | | | R | | | | | | | 29 | 50,29 | | | | | | | 17,52 | | with Nut |
| 1.6 16V Sport (76 kW) Eng.L1T, L1V 2/00-1/02 | | | | | | | | | | | | | | | | | | | | |
| 19-2154 | | | F | | | | | | | 39 | 72 | | | | | | | 37 | | |
| 19-2719 | | | R | | | | | | | 29 | 50,29 | | | | | | | 17,52 | | with Nut |
| 1.8 D (44 kW) Eng.RTJ, RTK 8/95-4/00 | | | | | | | | | | | | | | | | | | | | |
| 19-2154 | | | F | | | | | | | 39 | 72 | | | | | | | 37 | | |
| 19-2719 | | | R | | | | | | | 29 | 50,29 | | | | | | | 17,52 | | with Nut |
| 1.8 DI (55 kW) Eng.RTN, RTP, RTQ 4/00-1/02 | | | | | | | | | | | | | | | | | | | | |
| 19-2154 | | | F | | | | | | | 39 | 72 | | | | | | | 37 | | |
| 19-2719 | | | R | | | | | | | 29 | 50,29 | | | | | | | 17,52 | | with Nut |
| Fiesta V (JH_, JD_) 11/01-9/08 | | | | | | | | | | | | | | | | | | | | |
| 1.25 16V (51 kW) Eng.M7JA, M7JB 3/03-6/08 | | | | | | | | | | | | | | | | | | | | |
| 19-2274 | | | F | | | | | | | 39 | 72 | | | | | | | 37 | | +ABS |
| 19-2338 | | | F | | | | | | | 39 | 72 | | | | | | | 37 | | -ABS |
| 19-2698 | | | R | | | | | | | 29 | 53 | | | | | | | 37 | | -ABS |
| 19-8139 | | | R | | | | | | | 29 | 53 | | | | | | | 37 | | +ASB |
| 1.25 16V (55 kW) Eng.FUJA, FUJB 5/02-6/08 | | | | | | | | | | | | | | | | | | | | |
| 19-2274 | | | F | | | | | | | 39 | 72 | | | | | | | 37 | | +ABS |
| 19-2338 | | | F | | | | | | | 39 | 72 | | | | | | | 37 | | -ABS |
| 19-2698 | | | R | | | | | | | 29 | 53 | | | | | | | 37 | | -ABS |
| 19-8139 | | | R | | | | | | | 29 | 53 | | | | | | | 37 | | +ASB |
| 1.3 (44 kW) Eng.BAJA 11/01-6/08 | | | | | | | | | | | | | | | | | | | | |
| 19-2274 | | | F | | | | | | | 39 | 72 | | | | | | | 37 | | +ABS |
| 19-2338 | | | F | | | | | | | 39 | 72 | | | | | | | 37 | | -ABS |
| 19-2698 | | | R | | | | | | | 29 | 53 | | | | | | | 37 | | -ABS |
| 19-8139 | | | R | | | | | | | 29 | 53 | | | | | | | 37 | | +ASB |

FORD

| METELLI ref | Spare Parts | | F/R | L/R | | | ABS | A | B | C | D | E | F | G | H | I | L | M | Fig | NOTE |
|--|-------------|--|-----|-----|--|--|-----|---|---|----|----|---|---|---|---|---|---|----|-----|------|
| 1.3 (51 kW) Eng.A9JA, A9JB 11/01-6/08 | | | | | | | | | | | | | | | | | | | | |
| 19-2274 | | | F | | | | | | | 39 | 72 | | | | | | | 37 | | +ABS |
| 19-2338 | | | F | | | | | | | 39 | 72 | | | | | | | 37 | | -ABS |
| 19-2698 | | | R | | | | | | | 29 | 53 | | | | | | | 37 | | -ABS |
| 19-8139 | | | R | | | | | | | 29 | 53 | | | | | | | 37 | | +ASB |
| 1.4 16V (59 kW) Eng.FXJA, FXJB 11/01-6/08 | | | | | | | | | | | | | | | | | | | | |
| 19-2274 | | | F | | | | | | | 39 | 72 | | | | | | | 37 | | +ABS |
| 19-2338 | | | F | | | | | | | 39 | 72 | | | | | | | 37 | | -ABS |
| 19-2698 | | | R | | | | | | | 29 | 53 | | | | | | | 37 | | -ABS |
| 19-8139 | | | R | | | | | | | 29 | 53 | | | | | | | 37 | | +ASB |
| 1.4 TDCi (50 kW) Eng.F6JA, F6JB 11/01-6/08 | | | | | | | | | | | | | | | | | | | | |
| 19-2274 | | | F | | | | | | | 39 | 72 | | | | | | | 37 | | +ABS |
| 19-2338 | | | F | | | | | | | 39 | 72 | | | | | | | 37 | | -ABS |
| 19-2698 | | | R | | | | | | | 29 | 53 | | | | | | | 37 | | -ABS |
| 19-8139 | | | R | | | | | | | 29 | 53 | | | | | | | 37 | | +ASB |
| 1.6 16V (74 kW) Eng.FYJA, FYJB 11/01-6/08 | | | | | | | | | | | | | | | | | | | | |
| 19-2274 | | | F | | | | | | | 39 | 72 | | | | | | | 37 | | +ABS |
| 19-2338 | | | F | | | | | | | 39 | 72 | | | | | | | 37 | | -ABS |
| 19-2698 | | | R | | | | | | | 29 | 53 | | | | | | | 37 | | -ABS |
| 19-8139 | | | R | | | | | | | 29 | 53 | | | | | | | 37 | | +ASB |
| 1.6 TDCi (66 kW) Eng.HHJA, HHJB 11/04-6/08 | | | | | | | | | | | | | | | | | | | | |
| 19-2274 | | | F | | | | | | | 39 | 72 | | | | | | | 37 | | +ABS |
| 19-2338 | | | F | | | | | | | 39 | 72 | | | | | | | 37 | | -ABS |
| 19-2698 | | | R | | | | | | | 29 | 53 | | | | | | | 37 | | -ABS |
| 19-8139 | | | R | | | | | | | 29 | 53 | | | | | | | 37 | | +ASB |
| ST150 (110 kW) Eng.N4JB 3/05-6/08 | | | | | | | | | | | | | | | | | | | | |
| 19-2274 | | | F | | | | | | | 39 | 72 | | | | | | | 37 | | +ABS |
| 19-2338 | | | F | | | | | | | 39 | 72 | | | | | | | 37 | | -ABS |
| 19-2698 | | | R | | | | | | | 29 | 53 | | | | | | | 37 | | -ABS |

FORD

| METELLI ref | Spare Parts | | F/R | L/R | | ABS | A | B | C | D | E | F | G | H | I | L | M | Fig | NOTE |
|--|-------------|--|-----|-----|--|-----|---|---|----|----|-----|---|---|---|---|---|---|-----|-----------------|
| 19-8139 | | | R | | | | | | 29 | 53 | | | | | | | | 37 | +ASB |
| Fiesta VI (CB1, CCN) 6/08-1/70 | | | | | | | | | | | | | | | | | | | |
| 1.0 (48 kW) Eng.XMJA, XMJB, XMJC, XMJD 1/13-4/17 | | | | | | | | | | | | | | | | | | | |
| 19-2366 | | | R | | | | | | | | 131 | | | | | | | | Rear Drum Brake |
| 19-8131 | | | F | | | | | | 39 | 72 | | | | | | | | 37 | |
| 1.0 (59 kW) Eng.P4JA, P4JB, P4JC, P4JD 10/12-4/17 | | | | | | | | | | | | | | | | | | | |
| 19-2366 | | | R | | | | | | | | 131 | | | | | | | | Rear Drum Brake |
| 19-8131 | | | F | | | | | | 39 | 72 | | | | | | | | 37 | |
| 1.0 EcoBoost (74 kW) Eng.SFJA, SFJB, SFJC, SFJD 1/13-1/70 | | | | | | | | | | | | | | | | | | | |
| 19-2366 | | | R | | | | | | | | 131 | | | | | | | | Rear Drum Brake |
| 19-8131 | | | F | | | | | | 39 | 72 | | | | | | | | 37 | |
| 1.0 EcoBoost (92 kW) Eng.M1JE, M1JH 9/12-1/70 | | | | | | | | | | | | | | | | | | | |
| 19-2366 | | | R | | | | | | | | 131 | | | | | | | | Rear Drum Brake |
| 19-8131 | | | F | | | | | | 39 | 72 | | | | | | | | 37 | |
| 1.0 Sport (103 kW) Eng.YYJA, YYJB 5/14-4/17 | | | | | | | | | | | | | | | | | | | |
| 19-2366 | | | R | | | | | | | | 131 | | | | | | | | Rear Drum Brake |
| 19-8131 | | | F/R | | | | | | 39 | 72 | | | | | | | | 37 | |
| 1.25 (44 kW) Eng.STJA, STJB, STJC, STJD 6/08-4/17 | | | | | | | | | | | | | | | | | | | |
| 19-2366 | | | R | | | | | | | | 131 | | | | | | | | +ABS |
| 19-8131 | | | F | | | | | | 39 | 72 | | | | | | | | 37 | |
| 1.25 (60 kW) Eng.SNJA, SNJB, SNJC, SNJD 6/08-4/17 | | | | | | | | | | | | | | | | | | | |
| 19-2366 | | | R | | | | | | | | 131 | | | | | | | | +ABS |
| 19-8131 | | | F | | | | | | 39 | 72 | | | | | | | | 37 | |
| 1.4 (71 kW) Eng.RTJA, RTJB, SPJA, SPJC, SPJE 10/08-1/70 | | | | | | | | | | | | | | | | | | | |
| 19-2366 | | | R | | | | | | | | 131 | | | | | | | | +ABS |
| 19-8131 | | | F | | | | | | 39 | 72 | | | | | | | | 37 | |
| 1.4 LPG (68 kW) Eng.RTJA, RTJB, RTJD 1/09-4/17 | | | | | | | | | | | | | | | | | | | |
| 19-2366 | | | R | | | | | | | | 131 | | | | | | | | Rear Drum Brake |

FORD

| METELLI ref | Spare Parts | | F/R | L/R | | ABS | A | B | C | D | E | F | G | H | I | L | M | Fig | NOTE |
|--|-------------|--------|-----|-----|--|-----|---|---|----|----|-----|---|---|---|---|----|---|-----|-----------------|
| 19-8131 | | | F | | | | | | 39 | 72 | | | | | | 37 | | | |
| 1.4 LPG (71 kW) Eng.RTJA, RTJB, RTJD, SPJA, SPJC, SPJE 1/09-4/17 | | | | | | | | | | | | | | | | | | | |
| 19-2366 | | | R | | | | | | | | 131 | | | | | | | | +ABS |
| 19-8131 | | | F | | | | | | 39 | 72 | | | | | | 37 | | | |
| 1.4 TDCi (50 kW) Eng.F6JB, F6JD 8/08-9/12 | | | | | | | | | | | | | | | | | | | |
| 19-2366 | | | R | | | | | | | | 131 | | | | | | | | +ABS |
| 19-8131 | | | F | | | | | | 39 | 72 | | | | | | 37 | | | |
| 1.4 TDCi (51 kW) Eng.F6JD, KVJA 7/10-9/12 | | | | | | | | | | | | | | | | | | | |
| 19-2366 | | -07/12 | R | | | | | | | | 131 | | | | | | | | |
| 19-8131 | | | F | | | | | | 39 | 72 | | | | | | 37 | | | |
| 1.5 TDCi (55 kW) Eng.UGJC, XUJA, XUJB 9/12-4/17 | | | | | | | | | | | | | | | | | | | |
| 19-2366 | | | R | | | | | | | | 131 | | | | | | | | Rear Drum Brake |
| 19-8131 | | | F | | | | | | 39 | 72 | | | | | | 37 | | | |
| 1.5 TDCi (70 kW) Eng.XVJB, XVJC 5/15-4/17 | | | | | | | | | | | | | | | | | | | |
| 19-2366 | | | R | | | | | | | | 131 | | | | | | | | Rear Drum Brake |
| 19-8131 | | | F/R | | | | | | 39 | 72 | | | | | | 37 | | | |
| 1.6 (62 kW) Eng.XTJA 3/15-1/70 | | | | | | | | | | | | | | | | | | | |
| 19-2366 | | | R | | | | | | | | 131 | | | | | | | | Rear Drum Brake |
| 19-8131 | | | F | | | | | | 39 | 72 | | | | | | 37 | | | |
| 1.6 (89 kW) Eng.HXJA 10/10-1/70 | | | | | | | | | | | | | | | | | | | |
| 19-2366 | | | R | | | | | | | | 131 | | | | | | | | Rear Drum Brake |
| 19-8131 | | | F | | | | | | 39 | 72 | | | | | | 37 | | | |
| 1.6 (90 kW) Eng.- 1/11-1/70 | | | | | | | | | | | | | | | | | | | |
| 19-2366 | | | R | | | | | | | | 131 | | | | | | | | Rear Drum Brake |
| 19-8131 | | 01/13- | F | | | | | | 39 | 72 | | | | | | 37 | | | |
| 1.6 ST (134 kW) Eng.JTJA, JTJB 3/13-4/17 | | | | | | | | | | | | | | | | | | | |
| 19-2366 | | | R | | | | | | | | 131 | | | | | | | | Rear Drum Brake |
| 19-8131 | | | F | | | | | | 39 | 72 | | | | | | 37 | | | |

FORD

| METELLI ref | Spare Parts | | F/R | L/R | | | ABS | A | B | C | D | E | F | G | H | I | L | M | Fig | NOTE |
|---|-------------|--------|-----|-----|--|--|-----|---|---|----|----|-----|---|---|---|---|---|---|-----|-----------------|
| 1.6 ST200 (147 kW) Eng.JTJC 4/16-4/17 | | | | | | | | | | | | | | | | | | | | |
| 19-2366 | | | R | | | | | | | | | 131 | | | | | | | | Rear Drum Brake |
| 19-8131 | | | F | | | | | | | 39 | 72 | | | | | | | | 37 | |
| 1.6 TDCi (55 kW) Eng.HHJF, UBJA 6/08-12/12 | | | | | | | | | | | | | | | | | | | | |
| 19-2366 | | | R | | | | | | | | | 131 | | | | | | | | +ABS |
| 19-8131 | | | F | | | | | | | 39 | 72 | | | | | | | | 37 | |
| 1.6 TDCi (66 kW) Eng.HHJC, HHJD, HHJE 6/08-12/12 | | | | | | | | | | | | | | | | | | | | |
| 19-2366 | | | R | | | | | | | | | 131 | | | | | | | | +ABS |
| 19-8131 | | | F | | | | | | | 39 | 72 | | | | | | | | 37 | |
| 1.6 TDCi (70 kW) Eng.T3JA, TZJA, TZJB 2/10-12/15 | | | | | | | | | | | | | | | | | | | | |
| 19-2366 | | | R | | | | | | | | | 131 | | | | | | | | +ABS |
| 19-8131 | | | F | | | | | | | 39 | 72 | | | | | | | | 37 | |
| 1.6 Ti (77 kW) Eng.IQJA, IQJC, IQJE 9/12-1/70 | | | | | | | | | | | | | | | | | | | | |
| 19-2366 | | | R | | | | | | | | | 131 | | | | | | | | Rear Drum Brake |
| 19-8131 | | | F | | | | | | | 39 | 72 | | | | | | | | 37 | |
| 1.6 Ti (88 kW) Eng.HXJA, HXJB, HXJE, RVJA 6/08-9/12 | | | | | | | | | | | | | | | | | | | | |
| 19-2366 | | | R | | | | | | | | | 131 | | | | | | | | +ABS |
| 19-8131 | | | F | | | | | | | 39 | 72 | | | | | | | | 37 | |
| 1.6 Ti (99 kW) Eng.U5JA 12/10-1/70 | | | | | | | | | | | | | | | | | | | | |
| 19-2366 | | -07/12 | R | | | | | | | | | 131 | | | | | | | | |
| 19-8131 | | | F | | | | | | | 39 | 72 | | | | | | | | 37 | |
| Fiesta VI Sedan 4/10-1/70 | | | | | | | | | | | | | | | | | | | | |
| 1.6 (62 kW) Eng.XTJA 3/15-1/70 | | | | | | | | | | | | | | | | | | | | |
| 19-8131 | | | F | | | | | | | 39 | 72 | | | | | | | | 37 | |
| 1.6 Ti (77 kW) Eng.IQJA, IQJC, IQJE 3/15-1/70 | | | | | | | | | | | | | | | | | | | | |
| 19-8131 | | | F | | | | | | | 39 | 72 | | | | | | | | 37 | |

FORD

| METELLI ref | Spare Parts | | F/R | L/R | | ABS | A | B | C | D | E | F | G | H | I | L | M | Fig | NOTE |
|--|-------------|--|-----|-----|--|-----|---|----|----|----|-------|---|---|---|---|---|---|-------|------|
| 1.5 TDCi (88 kW) Eng.XWJA, XWJB, XWJC 5/17-1/70 | | | | | | | | | | | | | | | | | | | |
| 19-8131 | | | F | | | | | | 39 | 72 | | | | | | | | 37 | |
| Focus C-Max 10/03-3/07 | | | | | | | | | | | | | | | | | | | |
| 1.6 (74 kW) Eng.HWDA, HWDB, SHDA, SHDB, SHDC 10/03-3/07 | | | | | | | | | | | | | | | | | | | |
| 19-2339 | | | F | | | | | 36 | | 78 | 131,5 | | | | | | | 91,5 | |
| 19-2922 | | | R | | | | | | | | 136 | | | | | | | 120,4 | |
| 1.6 TDCi (66 kW) Eng.HHDA, HHDB 2/05-3/07 | | | | | | | | | | | | | | | | | | | |
| 19-2339 | | | F | | | | | 36 | | 78 | 131,5 | | | | | | | 91,5 | |
| 19-2922 | | | R | | | | | | | | 136 | | | | | | | 120,4 | |
| 1.6 TDCi (80 kW) Eng.G8DA, G8DB, G8DD, G8DE, G8DF 10/03-3/07 | | | | | | | | | | | | | | | | | | | |
| 19-2339 | | | F | | | | | 36 | | 78 | 131,5 | | | | | | | 91,5 | |
| 19-2922 | | | R | | | | | | | | 136 | | | | | | | 120,4 | |
| 1.6 Ti (85 kW) Eng.HXDA, SIDA 8/04-3/07 | | | | | | | | | | | | | | | | | | | |
| 19-2339 | | | F | | | | | 36 | | 78 | 131,5 | | | | | | | 91,5 | |
| 19-2922 | | | R | | | | | | | | 136 | | | | | | | 120,4 | |
| 1.8 (88 kW) Eng.CSDA, CSDB 10/03-3/07 | | | | | | | | | | | | | | | | | | | |
| 19-2339 | | | F | | | | | 36 | | 78 | 131,5 | | | | | | | 91,5 | |
| 19-2922 | | | R | | | | | | | | 136 | | | | | | | 120,4 | |
| 1.8 (90 kW) Eng.QQDC 9/05-3/07 | | | | | | | | | | | | | | | | | | | |
| 19-2339 | | | F | | | | | 36 | | 78 | 131,5 | | | | | | | 91,5 | |
| 19-2922 | | | R | | | | | | | | 136 | | | | | | | 120,4 | |
| 1.8 (92 kW) Eng.Q7DA, QQDA, QQDB 4/04-3/07 | | | | | | | | | | | | | | | | | | | |
| 19-2339 | | | F | | | | | 36 | | 78 | 131,5 | | | | | | | 91,5 | |
| 19-2922 | | | R | | | | | | | | 136 | | | | | | | 120,4 | |
| 1.8 Flexifuel (92 kW) Eng.Q7DA 1/06-3/07 | | | | | | | | | | | | | | | | | | | |
| 19-2339 | | | F | | | | | 36 | | 78 | 131,5 | | | | | | | 91,5 | |
| 19-2922 | | | R | | | | | | | | 136 | | | | | | | 120,4 | |

FORD

| METELLI ref | Spare Parts | | F/R | L/R | | ABS | A | B | C | D | E | F | G | H | I | L | M | Fig | NOTE |
|--|-------------|--|-----|-----|--|-----|---|----|----|----|-------|---|---|---|---|---|---|-------|------|
| 1.8 TDCi (85 kW) Eng.KKDA, KKDB 1/05-3/07 | | | | | | | | | | | | | | | | | | | |
| 19-2339 | | | F | | | | | 36 | | 78 | 131,5 | | | | | | | 91,5 | |
| 19-2922 | | | R | | | | | | | | 136 | | | | | | | 120,4 | |
| 2.0 (107 kW) Eng.AODA, AODB, AODE, SYDA 3/04-3/07 | | | | | | | | | | | | | | | | | | | |
| 19-2339 | | | F | | | | | 36 | | 78 | 131,5 | | | | | | | 91,5 | |
| 19-2922 | | | R | | | | | | | | 136 | | | | | | | 120,4 | |
| 2.0 TDCi (98 kW) Eng.G6DC, G6DE, G6DF 10/03-3/07 | | | | | | | | | | | | | | | | | | | |
| 19-2339 | | | F | | | | | 36 | | 78 | 131,5 | | | | | | | 91,5 | |
| 19-2922 | | | R | | | | | | | | 136 | | | | | | | 120,4 | |
| 2.0 TDCi (100 kW) Eng.G6DA, G6DB, G6DD, G6DG 10/03-3/07 | | | | | | | | | | | | | | | | | | | |
| 19-2339 | | | F | | | | | 36 | | 78 | 131,5 | | | | | | | 91,5 | |
| 19-2922 | | | R | | | | | | | | 136 | | | | | | | 120,4 | |
| Focus I (DAW, DBW) 1/98-11/04 | | | | | | | | | | | | | | | | | | | |
| 1.4 16V (55 kW) Eng.FXDA 10/98-9/99 | | | | | | | | | | | | | | | | | | | |
| 19-2274 | | | F | | | | | | 39 | 72 | | | | | | | | 37 | +ABS |
| 19-2338 | | | F | | | | | | 39 | 72 | | | | | | | | 37 | -ABS |
| 19-8139 | | | R | | | | | | 29 | 53 | | | | | | | | 37 | +ASB |
| 1.4 16V (55 kW) Eng.FXDA, FXDB, FXDC, FXDD 10/98-11/04 | | | | | | | | | | | | | | | | | | | |
| 19-2274 | | | F | | | | | | 39 | 72 | | | | | | | | 37 | +ABS |
| 19-2338 | | | F | | | | | | 39 | 72 | | | | | | | | 37 | -ABS |
| 19-2698 | | | R | | | | | | 29 | 53 | | | | | | | | 37 | -ABS |
| 19-8139 | | | R | | | | | | 29 | 53 | | | | | | | | 37 | +ASB |
| 1.6 16V (74 kW) Eng.FYDA, FYDB, FYDC, FYDD, FYDH 10/98-11/04 | | | | | | | | | | | | | | | | | | | |
| 19-2274 | | | F | | | | | | 39 | 72 | | | | | | | | 37 | +ABS |
| 19-2338 | | | F | | | | | | 39 | 72 | | | | | | | | 37 | -ABS |
| 19-2698 | | | R | | | | | | 29 | 53 | | | | | | | | 37 | -ABS |
| 19-8139 | | | R | | | | | | 29 | 53 | | | | | | | | 37 | +ASB |

FORD

| METELLI ref | Spare Parts | | F/R | L/R | | | ABS | A | B | C | D | E | F | G | H | I | L | M | Fig | NOTE |
|--|-------------|--|-----|-----|--|--|-----|---|---|----|----|---|---|---|---|---|---|----|-----|------|
| 1.6 16V Flexifuel (75 kW) Eng.FYDH 1/02-11/04 | | | | | | | | | | | | | | | | | | | | |
| 19-2274 | | | F | | | | | | | 39 | 72 | | | | | | | 37 | | +ABS |
| 19-2338 | | | F | | | | | | | 39 | 72 | | | | | | | 37 | | -ABS |
| 1.8 16V (85 kW) Eng.EYDB, EYDC, EYDD, EYDE, EYDF, EYDG, EYDI, EYDJ, EY 10/98-11/04 | | | | | | | | | | | | | | | | | | | | |
| 19-2274 | | | F | | | | | | | 39 | 72 | | | | | | | 37 | | +ABS |
| 19-2338 | | | F | | | | | | | 39 | 72 | | | | | | | 37 | | -ABS |
| 19-2698 | | | R | | | | | | | 29 | 53 | | | | | | | 37 | | -ABS |
| 19-8139 | | | R | | | | | | | 29 | 53 | | | | | | | 37 | | +ASB |
| 1.8 DI / TDDi (55 kW) Eng.BHDA, BHDB 8/99-11/04 | | | | | | | | | | | | | | | | | | | | |
| 19-2274 | | | F | | | | | | | 39 | 72 | | | | | | | 37 | | +ABS |
| 19-2338 | | | F | | | | | | | 39 | 72 | | | | | | | 37 | | -ABS |
| 19-2698 | | | R | | | | | | | 29 | 53 | | | | | | | 37 | | -ABS |
| 19-8139 | | | R | | | | | | | 29 | 53 | | | | | | | 37 | | +ASB |
| 1.8 TDCi (74 kW) Eng.FFDA 8/02-11/04 | | | | | | | | | | | | | | | | | | | | |
| 19-2274 | | | F | | | | | | | 39 | 72 | | | | | | | 37 | | +ABS |
| 19-2338 | | | F | | | | | | | 39 | 72 | | | | | | | 37 | | -ABS |
| 19-2698 | | | R | | | | | | | 29 | 53 | | | | | | | 37 | | -ABS |
| 19-8139 | | | R | | | | | | | 29 | 53 | | | | | | | 37 | | +ASB |
| 1.8 TDCi (85 kW) Eng.F9DA, F9DB 3/01-11/04 | | | | | | | | | | | | | | | | | | | | |
| 19-2274 | | | F | | | | | | | 39 | 72 | | | | | | | 37 | | +ABS |
| 19-2338 | | | F | | | | | | | 39 | 72 | | | | | | | 37 | | -ABS |
| 19-2698 | | | R | | | | | | | 29 | 53 | | | | | | | 37 | | -ABS |
| 19-8139 | | | R | | | | | | | 29 | 53 | | | | | | | 37 | | +ASB |
| 1.8 Turbo DI / TDDi (66 kW) Eng.C9DA, C9DB, C9DC 10/98-11/04 | | | | | | | | | | | | | | | | | | | | |
| 19-2274 | | | F | | | | | | | 39 | 72 | | | | | | | 37 | | +ABS |
| 19-2338 | | | F | | | | | | | 39 | 72 | | | | | | | 37 | | -ABS |
| 19-2698 | | | R | | | | | | | 29 | 53 | | | | | | | 37 | | -ABS |
| 19-8139 | | | R | | | | | | | 29 | 53 | | | | | | | 37 | | +ASB |

FORD

| METELLI ref | Spare Parts | | F/R | L/R | | | ABS | A | B | C | D | E | F | G | H | I | L | M | Fig | NOTE |
|---|-------------|--|-----|-----|--|--|-----|---|---|----|----|---|---|---|---|---|---|---|-----|------|
| 2.0 16V (96 kW) Eng.EDDB, EDDC, EDDD, EDDF 10/98-11/04 | | | | | | | | | | | | | | | | | | | | |
| 19-2274 | | | F | | | | | | | 39 | 72 | | | | | | | | 37 | +ABS |
| 19-2338 | | | F | | | | | | | 39 | 72 | | | | | | | | 37 | -ABS |
| 19-2698 | | | R | | | | | | | 29 | 53 | | | | | | | | 37 | -ABS |
| 19-8139 | | | R | | | | | | | 29 | 53 | | | | | | | | 37 | +ASB |
| ST170 (127 kW) Eng.ALDA 3/02-11/04 | | | | | | | | | | | | | | | | | | | | |
| 19-2274 | | | F | | | | | | | 39 | 72 | | | | | | | | 37 | +ABS |
| 19-2338 | | | F | | | | | | | 39 | 72 | | | | | | | | 37 | -ABS |
| 19-2698 | | | R | | | | | | | 29 | 53 | | | | | | | | 37 | -ABS |
| 19-8139 | | | R | | | | | | | 29 | 53 | | | | | | | | 37 | +ASB |
| Focus I Sedan (DFW) 2/99-3/05 | | | | | | | | | | | | | | | | | | | | |
| 1.4 16V (55 kW) Eng.FXDA, FXDB, FXDC, FXDD 2/99-11/04 | | | | | | | | | | | | | | | | | | | | |
| 19-2274 | | | F | | | | | | | 39 | 72 | | | | | | | | 37 | +ABS |
| 19-2338 | | | F | | | | | | | 39 | 72 | | | | | | | | 37 | -ABS |
| 19-2698 | | | R | | | | | | | 29 | 53 | | | | | | | | 37 | -ABS |
| 19-8139 | | | R | | | | | | | 29 | 53 | | | | | | | | 37 | +ASB |
| 1.6 16V (74 kW) Eng.FYDA, FYDB, FYDC, FYDD, FYDH 2/99-11/04 | | | | | | | | | | | | | | | | | | | | |
| 19-2274 | | | F | | | | | | | 39 | 72 | | | | | | | | 37 | +ABS |
| 19-2338 | | | F | | | | | | | 39 | 72 | | | | | | | | 37 | -ABS |
| 19-2698 | | | R | | | | | | | 29 | 53 | | | | | | | | 37 | -ABS |
| 19-8139 | | | R | | | | | | | 29 | 53 | | | | | | | | 37 | +ASB |
| 1.8 16V (85 kW) Eng.EYDB, EYDC, EYDD, EYDE, EYDF, EYDG, EYDI, EYDJ, EY 2/99-11/04 | | | | | | | | | | | | | | | | | | | | |
| 19-2274 | | | F | | | | | | | 39 | 72 | | | | | | | | 37 | +ABS |
| 19-2338 | | | F | | | | | | | 39 | 72 | | | | | | | | 37 | -ABS |
| 19-2698 | | | R | | | | | | | 29 | 53 | | | | | | | | 37 | -ABS |
| 19-8139 | | | R | | | | | | | 29 | 53 | | | | | | | | 37 | +ASB |
| 1.8 TDCi (74 kW) Eng.FFDA 8/02-11/04 | | | | | | | | | | | | | | | | | | | | |
| 19-2274 | | | F | | | | | | | 39 | 72 | | | | | | | | 37 | +ABS |

FORD

| METELLI ref | Spare Parts | | F/R | L/R | | | ABS | A | B | C | D | E | F | G | H | I | L | M | Fig | NOTE | |
|---|-------------|--|-----|-----|--|--|-----|---|---|----|----|---|---|---|---|---|---|---|-----|------|------|
| 19-2338 | | | F | | | | | | | 39 | 72 | | | | | | | | | 37 | -ABS |
| 19-2698 | | | R | | | | | | | 29 | 53 | | | | | | | | | 37 | -ABS |
| 19-8139 | | | R | | | | | | | 29 | 53 | | | | | | | | | 37 | +ASB |
| 1.8 TDCi (85 kW) Eng.F9DA, F9DB 3/01-11/04 | | | | | | | | | | | | | | | | | | | | | |
| 19-2274 | | | F | | | | | | | 39 | 72 | | | | | | | | | 37 | +ABS |
| 19-2338 | | | F | | | | | | | 39 | 72 | | | | | | | | | 37 | -ABS |
| 19-2698 | | | R | | | | | | | 29 | 53 | | | | | | | | | 37 | -ABS |
| 19-8139 | | | R | | | | | | | 29 | 53 | | | | | | | | | 37 | +ASB |
| 1.8 Turbo DI / TDDi (55 kW) Eng.BHDA, BHDB 8/01-3/05 | | | | | | | | | | | | | | | | | | | | | |
| 19-2274 | | | F | | | | | | | 39 | 72 | | | | | | | | | 37 | +ABS |
| 19-2338 | | | F | | | | | | | 39 | 72 | | | | | | | | | 37 | -ABS |
| 19-2698 | | | R | | | | | | | 29 | 53 | | | | | | | | | 37 | -ABS |
| 19-8139 | | | R | | | | | | | 29 | 53 | | | | | | | | | 37 | +ASB |
| 1.8 Turbo DI / TDDi (66 kW) Eng.C9DA, C9DB, C9DC 2/99-11/04 | | | | | | | | | | | | | | | | | | | | | |
| 19-2274 | | | F | | | | | | | 39 | 72 | | | | | | | | | 37 | +ABS |
| 19-2338 | | | F | | | | | | | 39 | 72 | | | | | | | | | 37 | -ABS |
| 19-2698 | | | R | | | | | | | 29 | 53 | | | | | | | | | 37 | -ABS |
| 19-8139 | | | R | | | | | | | 29 | 53 | | | | | | | | | 37 | +ASB |
| 2.0 16V (96 kW) Eng.EDDB, EDDC, EDDD, EDDF 2/99-11/04 | | | | | | | | | | | | | | | | | | | | | |
| 19-2274 | | | F | | | | | | | 39 | 72 | | | | | | | | | 37 | +ABS |
| 19-2338 | | | F | | | | | | | 39 | 72 | | | | | | | | | 37 | -ABS |
| 19-2698 | | | R | | | | | | | 29 | 53 | | | | | | | | | 37 | -ABS |
| 19-8139 | | | R | | | | | | | 29 | 53 | | | | | | | | | 37 | +ASB |
| Focus I Turnier (DNW) 2/99-1/05 | | | | | | | | | | | | | | | | | | | | | |
| 1.4 16V (55 kW) Eng.FXDA, FXDB, FXDC, FXDD 2/99-11/04 | | | | | | | | | | | | | | | | | | | | | |
| 19-2274 | | | F | | | | | | | 39 | 72 | | | | | | | | | 37 | +ABS |
| 19-2338 | | | F | | | | | | | 39 | 72 | | | | | | | | | 37 | -ABS |
| 19-2698 | | | R | | | | | | | 29 | 53 | | | | | | | | | 37 | -ABS |

FORD

| METELLI ref | Spare Parts | | F/R | L/R | | ABS | A | B | C | D | E | F | G | H | I | L | M | Fig | NOTE |
|---|-------------|--|-----|-----|--|-----|---|---|----|----|---|---|---|---|---|----|---|-----|------|
| 19-8139 | | | R | | | | | | 29 | 53 | | | | | | 37 | | | +ASB |
| 1.6 16V (74 kW) Eng.FYDA, FYDB, FYDC, FYDD, FYDH 2/99-11/04 | | | | | | | | | | | | | | | | | | | |
| 19-2274 | | | F | | | | | | 39 | 72 | | | | | | 37 | | | +ABS |
| 19-2338 | | | F | | | | | | 39 | 72 | | | | | | 37 | | | -ABS |
| 19-2698 | | | R | | | | | | 29 | 53 | | | | | | 37 | | | -ABS |
| 19-8139 | | | R | | | | | | 29 | 53 | | | | | | 37 | | | +ASB |
| 1.6 16V Flexifuel (75 kW) Eng.FYDH 1/02-11/04 | | | | | | | | | | | | | | | | | | | |
| 19-2274 | | | F | | | | | | 39 | 72 | | | | | | 37 | | | +ABS |
| 19-2338 | | | F | | | | | | 39 | 72 | | | | | | 37 | | | -ABS |
| 1.8 16V (85 kW) Eng.EYDB, EYDC, EYDD, EYDE, EYDF, EYDG, EYDI, EYDJ, EY 2/99-11/04 | | | | | | | | | | | | | | | | | | | |
| 19-2274 | | | F | | | | | | 39 | 72 | | | | | | 37 | | | +ABS |
| 19-2338 | | | F | | | | | | 39 | 72 | | | | | | 37 | | | -ABS |
| 19-2698 | | | R | | | | | | 29 | 53 | | | | | | 37 | | | -ABS |
| 19-8139 | | | R | | | | | | 29 | 53 | | | | | | 37 | | | +ASB |
| 1.8 BiFuel (82 kW) Eng.EYDL 2/03-1/05 | | | | | | | | | | | | | | | | | | | |
| 19-2274 | | | F | | | | | | 39 | 72 | | | | | | 37 | | | +ABS |
| 19-2338 | | | F | | | | | | 39 | 72 | | | | | | 37 | | | -ABS |
| 1.8 DI / TDDi (55 kW) Eng.BHDA, BHDB 8/99-11/04 | | | | | | | | | | | | | | | | | | | |
| 19-2274 | | | F | | | | | | 39 | 72 | | | | | | 37 | | | +ABS |
| 19-2338 | | | F | | | | | | 39 | 72 | | | | | | 37 | | | -ABS |
| 19-2698 | | | R | | | | | | 29 | 53 | | | | | | 37 | | | -ABS |
| 19-8139 | | | R | | | | | | 29 | 53 | | | | | | 37 | | | +ASB |
| 1.8 TDCi (74 kW) Eng.FFDA 8/02-11/04 | | | | | | | | | | | | | | | | | | | |
| 19-2274 | | | F | | | | | | 39 | 72 | | | | | | 37 | | | +ABS |
| 19-2338 | | | F | | | | | | 39 | 72 | | | | | | 37 | | | -ABS |
| 19-2698 | | | R | | | | | | 29 | 53 | | | | | | 37 | | | -ABS |
| 19-8139 | | | R | | | | | | 29 | 53 | | | | | | 37 | | | +ASB |
| 1.8 TDCi (85 kW) Eng.F9DA, F9DB 3/01-11/04 | | | | | | | | | | | | | | | | | | | |
| 19-2274 | | | F | | | | | | 39 | 72 | | | | | | 37 | | | +ABS |

FORD

| METELLI ref | Spare Parts | | F/R | L/R | | | ABS | A | B | C | D | E | F | G | H | I | L | M | Fig | NOTE |
|---|-------------|--|-----|-----|--|--|-----|----|---|----|----|-------|---|---|---|---|-------|---|-----|------|
| 19-2338 | | | F | | | | | | | 39 | 72 | | | | | | 37 | | | -ABS |
| 19-2698 | | | R | | | | | | | 29 | 53 | | | | | | 37 | | | -ABS |
| 19-8139 | | | R | | | | | | | 29 | 53 | | | | | | 37 | | | +ASB |
| 1.8 Turbo DI / TDDi (66 kW) Eng.C9DA, C9DB, C9DC 2/99-11/04 | | | | | | | | | | | | | | | | | | | | |
| 19-2274 | | | F | | | | | | | 39 | 72 | | | | | | 37 | | | +ABS |
| 19-2338 | | | F | | | | | | | 39 | 72 | | | | | | 37 | | | -ABS |
| 19-2698 | | | R | | | | | | | 29 | 53 | | | | | | 37 | | | -ABS |
| 19-8139 | | | R | | | | | | | 29 | 53 | | | | | | 37 | | | +ASB |
| 2.0 16V (96 kW) Eng.EDDB, EDDC, EDDD, EDDF 2/99-11/04 | | | | | | | | | | | | | | | | | | | | |
| 19-2274 | | | F | | | | | | | 39 | 72 | | | | | | 37 | | | +ABS |
| 19-2338 | | | F | | | | | | | 39 | 72 | | | | | | 37 | | | -ABS |
| 19-2698 | | | R | | | | | | | 29 | 53 | | | | | | 37 | | | -ABS |
| 19-8139 | | | R | | | | | | | 29 | 53 | | | | | | 37 | | | +ASB |
| ST170 (127 kW) Eng.ALDA 8/02-11/04 | | | | | | | | | | | | | | | | | | | | |
| 19-2274 | | | F | | | | | | | 39 | 72 | | | | | | 37 | | | +ABS |
| 19-2338 | | | F | | | | | | | 39 | 72 | | | | | | 37 | | | -ABS |
| 19-2698 | | | R | | | | | | | 29 | 53 | | | | | | 37 | | | -ABS |
| 19-8139 | | | R | | | | | | | 29 | 53 | | | | | | 37 | | | +ASB |
| Focus II (DA_, HCP, DP) 7/04-9/12 | | | | | | | | | | | | | | | | | | | | |
| 1.4 (59 kW) Eng.ASDA, ASDB 7/04-9/12 | | | | | | | | | | | | | | | | | | | | |
| 19-2339 | | | F | | | | | 36 | | | 78 | 131,5 | | | | | 91,5 | | | |
| 19-2922 | | | R | | | | | | | | | 136 | | | | | 120,4 | | | |
| 1.6 (74 kW) Eng.HWDA, HWDB, SHDA, SHDB, SHDC 7/04-9/12 | | | | | | | | | | | | | | | | | | | | |
| 19-2339 | | | F | | | | | 36 | | | 78 | 131,5 | | | | | 91,5 | | | |
| 19-2922 | | | R | | | | | | | | | 136 | | | | | 120,4 | | | |
| 1.6 LPG (85 kW) Eng.SIDA 10/09-7/11 | | | | | | | | | | | | | | | | | | | | |
| 19-2339 | | | F | | | | | 36 | | | 78 | 131,5 | | | | | 91,5 | | | |
| 19-2922 | | | R | | | | | | | | | 136 | | | | | 120,4 | | | |

FORD

| METELLI ref | Spare Parts | | F/R | L/R | | | ABS | A | B | C | D | E | F | G | H | I | L | M | Fig | NOTE |
|---|-------------|--|-----|-----|--|--|-----|---|----|---|----|-------|---|---|---|---|-------|---|-----|------|
| 19-2922 | | | R | | | | | | | | | 136 | | | | | 120,4 | | | |
| 2.0 (107 kW) Eng.AODA, AODB, AODE, SYDA 7/04-9/12 | | | | | | | | | | | | | | | | | | | | |
| 19-2339 | | | F | | | | | | 36 | | 78 | 131,5 | | | | | 91,5 | | | |
| 19-2922 | | | R | | | | | | | | | 136 | | | | | 120,4 | | | |
| 2.0 CNG (107 kW) Eng.SYDA 4/09-7/11 | | | | | | | | | | | | | | | | | | | | |
| 19-2339 | | | F | | | | | | 36 | | 78 | 131,5 | | | | | 91,5 | | | |
| 19-2922 | | | R | | | | | | | | | 136 | | | | | 120,4 | | | |
| 2.0 Flex (107 kW) Eng.SYDA 10/08-3/10 | | | | | | | | | | | | | | | | | | | | |
| 19-2339 | | | F | | | | | | 36 | | 78 | 131,5 | | | | | 91,5 | | | |
| 19-2922 | | | R | | | | | | | | | 136 | | | | | 120,4 | | | |
| 2.0 LPG (107 kW) Eng.SYDA 6/08-7/11 | | | | | | | | | | | | | | | | | | | | |
| 19-2339 | | | F | | | | | | 36 | | 78 | 131,5 | | | | | 91,5 | | | |
| 19-2922 | | | R | | | | | | | | | 136 | | | | | 120,4 | | | |
| 2.0 TDCi (81 kW) Eng.IXDA 2/08-7/11 | | | | | | | | | | | | | | | | | | | | |
| 19-2339 | | | F | | | | | | 36 | | 78 | 131,5 | | | | | 91,5 | | | |
| 19-2922 | | | R | | | | | | | | | 136 | | | | | 120,4 | | | |
| 2.0 TDCi (98 kW) Eng.G6DE, G6DF 7/04-1/08 | | | | | | | | | | | | | | | | | | | | |
| 19-2339 | | | F | | | | | | 36 | | 78 | 131,5 | | | | | 91,5 | | | |
| 19-2922 | | | R | | | | | | | | | 136 | | | | | 120,4 | | | |
| 2.0 TDCi (100 kW) Eng.G6DA, G6DB, G6DD, G6DG 7/04-9/12 | | | | | | | | | | | | | | | | | | | | |
| 19-2339 | | | F | | | | | | 36 | | 78 | 131,5 | | | | | 91,5 | | | |
| 19-2922 | | | R | | | | | | | | | 136 | | | | | 120,4 | | | |
| 2.5 RS (224 kW) Eng.JZDA 1/09-7/11 | | | | | | | | | | | | | | | | | | | | |
| 19-2807 | | | F | | | | | | 40 | | 82 | 136,5 | | | | | 92 | | | |
| 19-8170 | | | R | | | | | | | | | 136 | | | | | 157 | | | |
| 2.5 RS 500 (257 kW) Eng.JZDA 5/10-7/11 | | | | | | | | | | | | | | | | | | | | |
| 19-2807 | | | F | | | | | | 40 | | 82 | 136,5 | | | | | 92 | | | |
| 19-8170 | | | R | | | | | | | | | 136 | | | | | 157 | | | |

FORD

| METELLI ref | Spare Parts | | F/R | L/R | | ABS | A | B | C | D | E | F | G | H | I | L | M | Fig | NOTE |
|---|-------------|--|-----|-----|--|-----|---|----|---|----|-------|---|---|---|---|-------|---|-----|------|
| 19-2922 | | | R | | | | | | | | 136 | | | | | 120,4 | | | |
| 1.6 Ti (85 kW) Eng.HXDA, HXDB, SIDA 4/05-9/12 | | | | | | | | | | | | | | | | | | | |
| 19-2339 | | | F | | | | | 36 | | 78 | 131,5 | | | | | 91,5 | | | |
| 19-2922 | | | R | | | | | | | | 136 | | | | | 120,4 | | | |
| 1.8 (92 kW) Eng.Q7DA, QQDA, QQDB 3/06-9/12 | | | | | | | | | | | | | | | | | | | |
| 19-2339 | | | F | | | | | 36 | | 78 | 131,5 | | | | | 91,5 | | | |
| 19-2922 | | | R | | | | | | | | 136 | | | | | 120,4 | | | |
| 1.8 Flexifuel (92 kW) Eng.Q7DA, QQDA, QQDB 6/06-7/11 | | | | | | | | | | | | | | | | | | | |
| 19-2339 | | | F | | | | | 36 | | 78 | 131,5 | | | | | 91,5 | | | |
| 19-2922 | | | R | | | | | | | | 136 | | | | | 120,4 | | | |
| 1.8 Flexifuel (96 kW) Eng.- 12/05-1/08 | | | | | | | | | | | | | | | | | | | |
| 19-2339 | | | F | | | | | 36 | | 78 | 131,5 | | | | | 91,5 | | | |
| 19-2922 | | | R | | | | | | | | 136 | | | | | 120,4 | | | |
| 1.8 TDCi (85 kW) Eng.KKDA 4/05-9/12 | | | | | | | | | | | | | | | | | | | |
| 19-2339 | | | F | | | | | 36 | | 78 | 131,5 | | | | | 91,5 | | | |
| 19-2922 | | | R | | | | | | | | 136 | | | | | 120,4 | | | |
| 2.0 (107 kW) Eng.AODA, AODB, AODE, SYDA 4/05-7/11 | | | | | | | | | | | | | | | | | | | |
| 19-2339 | | | F | | | | | 36 | | 78 | 131,5 | | | | | 91,5 | | | |
| 19-2922 | | | R | | | | | | | | 136 | | | | | 120,4 | | | |
| 2.0 TDCi (81 kW) Eng.IXDA 2/08-7/11 | | | | | | | | | | | | | | | | | | | |
| 19-2339 | | | F | | | | | 36 | | 78 | 131,5 | | | | | 91,5 | | | |
| 19-2922 | | | R | | | | | | | | 136 | | | | | 120,4 | | | |
| 2.0 TDCi (100 kW) Eng.G6DA, G6DB, G6DD, G6DG 4/05-9/12 | | | | | | | | | | | | | | | | | | | |
| 19-2339 | | | F | | | | | 36 | | 78 | 131,5 | | | | | 91,5 | | | |
| 19-2922 | | | R | | | | | | | | 136 | | | | | 120,4 | | | |
| Focus II Turnier (DA_, FFS, DS) 7/04-9/12 | | | | | | | | | | | | | | | | | | | |
| 1.4 (59 kW) Eng.ASDA, ASDB 7/04-9/12 | | | | | | | | | | | | | | | | | | | |
| 19-2339 | | | F | | | | | 36 | | 78 | 131,5 | | | | | 91,5 | | | |

FORD

| METELLI ref | Spare Parts | | F/R | L/R | | ABS | A | B | C | D | E | F | G | H | I | L | M | Fig | NOTE |
|---|-------------|--|-----|-----|--|-----|---|----|---|----|-------|---|---|---|---|-------|---|-----|------|
| 19-2922 | | | R | | | | | | | | 136 | | | | | 120,4 | | | |
| 1.6 (74 kW) Eng.HWDA, HWDB, SHDA, SHDB, SHDC 7/04-7/11 | | | | | | | | | | | | | | | | | | | |
| 19-2339 | | | F | | | | | 36 | | 78 | 131,5 | | | | | 91,5 | | | |
| 19-2922 | | | R | | | | | | | | 136 | | | | | 120,4 | | | |
| 1.6 LPG (85 kW) Eng.SIDA 10/09-9/12 | | | | | | | | | | | | | | | | | | | |
| 19-2339 | | | F | | | | | 36 | | 78 | 131,5 | | | | | 91,5 | | | |
| 19-2922 | | | R | | | | | | | | 136 | | | | | 120,4 | | | |
| 1.6 TDCi (66 kW) Eng.GPDA, GPDB, GPDC, HHDA, HHDB 7/04-9/12 | | | | | | | | | | | | | | | | | | | |
| 19-2339 | | | F | | | | | 36 | | 78 | 131,5 | | | | | 91,5 | | | |
| 19-2922 | | | R | | | | | | | | 136 | | | | | 120,4 | | | |
| 1.6 TDCi (74 kW) Eng.G8DC, MTDA 7/04-9/12 | | | | | | | | | | | | | | | | | | | |
| 19-2339 | | | F | | | | | 36 | | 78 | 131,5 | | | | | 91,5 | | | |
| 19-2922 | | | R | | | | | | | | 136 | | | | | 120,4 | | | |
| 1.6 TDCi (80 kW) Eng.G8DA, G8DB, G8DD, G8DE, G8DF 7/04-9/12 | | | | | | | | | | | | | | | | | | | |
| 19-2339 | | | F | | | | | 36 | | 78 | 131,5 | | | | | 91,5 | | | |
| 19-2922 | | | R | | | | | | | | 136 | | | | | 120,4 | | | |
| 1.6 TDCi (81 kW) Eng.G8DA 12/07-9/12 | | | | | | | | | | | | | | | | | | | |
| 19-2339 | | | F | | | | | 36 | | 78 | 131,5 | | | | | 91,5 | | | |
| 19-2922 | | | R | | | | | | | | 136 | | | | | 120,4 | | | |
| 1.6 Ti (85 kW) Eng.HXDA, HXDB, SIDA 7/04-9/12 | | | | | | | | | | | | | | | | | | | |
| 19-2339 | | | F | | | | | 36 | | 78 | 131,5 | | | | | 91,5 | | | |
| 19-2922 | | | R | | | | | | | | 136 | | | | | 120,4 | | | |
| 1.8 (92 kW) Eng.Q7DA, QQDA, QQDB 3/06-9/12 | | | | | | | | | | | | | | | | | | | |
| 19-2339 | | | F | | | | | 36 | | 78 | 131,5 | | | | | 91,5 | | | |
| 19-2922 | | | R | | | | | | | | 136 | | | | | 120,4 | | | |
| 1.8 Flexifuel (92 kW) Eng.Q7DA, QQDA, QQDB 1/06-9/12 | | | | | | | | | | | | | | | | | | | |
| 19-2339 | | | F | | | | | 36 | | 78 | 131,5 | | | | | 91,5 | | | |
| 19-2922 | | | R | | | | | | | | 136 | | | | | 120,4 | | | |

FORD

| METELLI ref | Spare Parts | | F/R | L/R | | | ABS | A | B | C | D | E | F | G | H | I | L | M | Fig | NOTE |
|--|-------------|--|-----|-----|--|--|-----|---|----|----|----|-------|---|---|---|---|---|---|-------|------|
| 1.8 TDCi (85 kW) Eng.KKDA 7/04-9/12 | | | | | | | | | | | | | | | | | | | | |
| 19-2339 | | | F | | | | | | 36 | | 78 | 131,5 | | | | | | | 91,5 | |
| 19-2922 | | | R | | | | | | | | | 136 | | | | | | | 120,4 | |
| 2.0 (107 kW) Eng.AODA, AODB, AODE, SYDA 7/04-9/12 | | | | | | | | | | | | | | | | | | | | |
| 19-2339 | | | F | | | | | | 36 | | 78 | 131,5 | | | | | | | 91,5 | |
| 19-2922 | | | R | | | | | | | | | 136 | | | | | | | 120,4 | |
| 2.0 LPG (107 kW) Eng.SYDA 6/08-7/11 | | | | | | | | | | | | | | | | | | | | |
| 19-2339 | | | F | | | | | | 36 | | 78 | 131,5 | | | | | | | 91,5 | |
| 19-2922 | | | R | | | | | | | | | 136 | | | | | | | 120,4 | |
| 2.0 TDCi (81 kW) Eng.IXDA 2/08-7/11 | | | | | | | | | | | | | | | | | | | | |
| 19-2339 | | | F | | | | | | 36 | | 78 | 131,5 | | | | | | | 91,5 | |
| 19-2922 | | | R | | | | | | | | | 136 | | | | | | | 120,4 | |
| 2.0 TDCi (98 kW) Eng.G6DE, G6DF 7/04-1/08 | | | | | | | | | | | | | | | | | | | | |
| 19-2339 | | | F | | | | | | 36 | | 78 | 131,5 | | | | | | | 91,5 | |
| 19-2922 | | | R | | | | | | | | | 136 | | | | | | | 120,4 | |
| 2.0 TDCi (100 kW) Eng.G6DA, G6DB, G6DD, G6DG 7/04-9/12 | | | | | | | | | | | | | | | | | | | | |
| 19-2339 | | | F | | | | | | 36 | | 78 | 131,5 | | | | | | | 91,5 | |
| 19-2922 | | | R | | | | | | | | | 136 | | | | | | | 120,4 | |
| Focus III 7/10-1/70 | | | | | | | | | | | | | | | | | | | | |
| 1.0 EcoBoost (74 kW) Eng.M2DA, M2DB, M2DC, SFDA, SFDB 2/12-12/17 | | | | | | | | | | | | | | | | | | | | |
| 19-2363 | | | F | | | | | | | 45 | 82 | | | | | | | | 42 | |
| 19-8140 | | | R | | | | | | | | | 136 | | | | | | | 136 | |
| 1.0 EcoBoost (92 kW) Eng.M1DA, M1DC, M1DD 2/12-12/17 | | | | | | | | | | | | | | | | | | | | |
| 19-2363 | | | F | | | | | | | 45 | 82 | | | | | | | | 42 | |
| 19-8140 | | | R | | | | | | | | | 136 | | | | | | | 136 | |
| 1.0 EcoBoost (103 kW) Eng.M1DH 10/17-6/19 | | | | | | | | | | | | | | | | | | | | |
| 19-2363 | | | F | | | | | | | 45 | 82 | | | | | | | | 42 | |
| 19-8140 | | | R | | | | | | | | | 136 | | | | | | | 136 | |

FORD

| METELLI ref | Spare Parts | | F/R | L/R | | | ABS | A | B | C | D | E | F | G | H | I | L | M | Fig | NOTE |
|--|-------------|--|-----|-----|--|--|-----|---|---|----|----|-----|---|---|---|---|-----|---|-----|------|
| 19-8140 | | | R | | | | | | | | | 136 | | | | | 136 | | | |
| 1.6 LPG (86 kW) Eng.MUDA 2/12-1/70 | | | | | | | | | | | | | | | | | | | | |
| 19-2363 | | | F | | | | | | | 45 | 82 | | | | | | 42 | | | |
| 19-8140 | | | R | | | | | | | | | 136 | | | | | 136 | | | |
| 1.6 LPG (88 kW) Eng.MUDA, MUDD 2/12-1/70 | | | | | | | | | | | | | | | | | | | | |
| 19-2363 | | | F | | | | | | | 45 | 82 | | | | | | 42 | | | |
| 19-8140 | | | R | | | | | | | | | 136 | | | | | 136 | | | |
| 1.6 TDCi (70 kW) Eng.T3DA, T3DB 7/10-12/17 | | | | | | | | | | | | | | | | | | | | |
| 19-2363 | | | F | | | | | | | 45 | 82 | | | | | | 42 | | | |
| 19-8140 | | | R | | | | | | | | | 136 | | | | | 136 | | | |
| 1.6 TDCi (85 kW) Eng.T1DA, T1DB 7/10-12/17 | | | | | | | | | | | | | | | | | | | | |
| 19-2363 | | | F | | | | | | | 45 | 82 | | | | | | 42 | | | |
| 19-8140 | | | R | | | | | | | | | 136 | | | | | 136 | | | |
| 1.6 TDCi ECONetic (77 kW) Eng.NGDA, NGDB 5/12-1/70 | | | | | | | | | | | | | | | | | | | | |
| 19-2363 | | | F | | | | | | | 45 | 82 | | | | | | 42 | | | |
| 19-8140 | | | R | | | | | | | | | 136 | | | | | 136 | | | |
| 1.6 Ti (63 kW) Eng.XTDA, XTDB 8/11-12/17 | | | | | | | | | | | | | | | | | | | | |
| 19-2363 | | | F | | | | | | | 45 | 82 | | | | | | 42 | | | |
| 19-8140 | | | R | | | | | | | | | 136 | | | | | 136 | | | |
| 1.6 Ti (77 kW) Eng.IQDA, IQDB, IQDC 7/10-5/18 | | | | | | | | | | | | | | | | | | | | |
| 19-2363 | | | F | | | | | | | 45 | 82 | | | | | | 42 | | | |
| 19-8140 | | | R | | | | | | | | | 136 | | | | | 136 | | | |
| 1.6 Ti (88 kW) Eng.MUDA, MUDD 2/12-12/17 | | | | | | | | | | | | | | | | | | | | |
| 19-2363 | | | F | | | | | | | 45 | 82 | | | | | | 42 | | | |
| 19-8140 | | | R | | | | | | | | | 136 | | | | | 136 | | | |
| 1.6 Ti (92 kW) Eng.PNDA, PNDD 7/10-12/17 | | | | | | | | | | | | | | | | | | | | |
| 19-2363 | | | F | | | | | | | 45 | 82 | | | | | | 42 | | | |
| 19-8140 | | | R | | | | | | | | | 136 | | | | | 136 | | | |

FORD

| METELLI ref | Spare Parts | F/R | L/R | ABS | A | B | C | D | E | F | G | H | I | L | M | Fig | NOTE | |
|---|-------------|-----|-----|-----|---|---|----|----|-----|---|---|---|---|-----|---|-----|------|--|
| Electric (107 kW) Eng.KDDA 7/13-12/17 | | | | | | | | | | | | | | | | | | |
| 19-2363 | | F | | | | | 45 | 82 | | | | | | 42 | | | | |
| 19-8140 | | R | | | | | | | 136 | | | | | 136 | | | | |
| Focus III Sedan 7/10-1/70 | | | | | | | | | | | | | | | | | | |
| 1.0 EcoBoost (74 kW) Eng.M2DA, M2DB, M2DC, SFDA, SFDB 2/12-1/70 | | | | | | | | | | | | | | | | | | |
| 19-2363 | | F | | | | | 45 | 82 | | | | | | 42 | | | | |
| 19-8140 | | R | | | | | | | 136 | | | | | 136 | | | | |
| 1.0 EcoBoost (92 kW) Eng.M1DA, M1DC, M1DD 2/12-1/70 | | | | | | | | | | | | | | | | | | |
| 19-2363 | | F | | | | | 45 | 82 | | | | | | 42 | | | | |
| 19-8140 | | R | | | | | | | 136 | | | | | 136 | | | | |
| 1.0 EcoBoost (103 kW) Eng.M1DH 10/17-1/70 | | | | | | | | | | | | | | | | | | |
| 19-2363 | | F | | | | | 45 | 82 | | | | | | 42 | | | | |
| 19-8140 | | R | | | | | | | 136 | | | | | 136 | | | | |
| 1.5 EcoBoost (110 kW) Eng.M8DA, M8DB 11/14-1/70 | | | | | | | | | | | | | | | | | | |
| 19-2363 | | F | | | | | 45 | 82 | | | | | | 42 | | | | |
| 19-8140 | | R | | | | | | | 136 | | | | | 136 | | | | |
| 1.5 EcoBoost (132 kW) Eng.M9DA, M9DB 5/15-1/70 | | | | | | | | | | | | | | | | | | |
| 19-2363 | | F | | | | | 45 | 82 | | | | | | 42 | | | | |
| 19-8140 | | R | | | | | | | 136 | | | | | 136 | | | | |
| 1.5 EcoBoost (134 kW) Eng.M9DA, M9DB 11/14-1/70 | | | | | | | | | | | | | | | | | | |
| 19-2363 | | F | | | | | 45 | 82 | | | | | | 42 | | | | |
| 19-8140 | | R | | | | | | | 136 | | | | | 136 | | | | |
| 1.5 TDCi (70 kW) Eng.XXDA, XXDC, XXDD 11/14-1/70 | | | | | | | | | | | | | | | | | | |
| 19-2363 | | F | | | | | 45 | 82 | | | | | | 42 | | | | |
| 19-8140 | | R | | | | | | | 136 | | | | | 136 | | | | |
| 1.5 TDCi (88 kW) Eng.XWDA, XWDB, XWDC, XWDD, XWDE 11/14-1/70 | | | | | | | | | | | | | | | | | | |
| 19-2363 | | F | | | | | 45 | 82 | | | | | | 42 | | | | |
| 19-8140 | | R | | | | | | | 136 | | | | | 136 | | | | |

FORD

| METELLI ref | Spare Parts | | F/R | L/R | | | ABS | A | B | C | D | E | F | G | H | I | L | M | Fig | NOTE |
|---|-------------|--|-----|-----|--|--|-----|---|---|----|----|-----|---|---|---|---|-----|-----|-----|------|
| 19-8140 | | | R | | | | | | | | | 136 | | | | | 136 | | | |
| 1.6 Ti (92 kW) Eng.PNDA, PNDD 7/10-1/70 | | | | | | | | | | | | | | | | | | | | |
| 19-2363 | | | F | | | | | | | 45 | 82 | | | | | | | 42 | | |
| 19-8140 | | | R | | | | | | | | | 136 | | | | | | 136 | | |
| 2.0 (110 kW) Eng.XQDA 10/13-1/70 | | | | | | | | | | | | | | | | | | | | |
| 19-2363 | | | F | | | | | | | 45 | 82 | | | | | | | 42 | | |
| 19-8140 | | | R | | | | | | | | | 136 | | | | | | 136 | | |
| 2.0 GDi (125 kW) Eng.MGDA 8/11-1/70 | | | | | | | | | | | | | | | | | | | | |
| 19-2363 | | | F | | | | | | | 45 | 82 | | | | | | | 42 | | |
| 19-8140 | | | R | | | | | | | | | 136 | | | | | | 136 | | |
| 2.0 TDCi (85 kW) Eng.TYDA 7/10-1/70 | | | | | | | | | | | | | | | | | | | | |
| 19-2363 | | | F | | | | | | | 45 | 82 | | | | | | | 42 | | |
| 19-8140 | | | R | | | | | | | | | 136 | | | | | | 136 | | |
| 2.0 TDCi (100 kW) Eng.UKDB 7/10-1/70 | | | | | | | | | | | | | | | | | | | | |
| 19-2363 | | | F | | | | | | | 45 | 82 | | | | | | | 42 | | |
| 19-8140 | | | R | | | | | | | | | 136 | | | | | | 136 | | |
| 2.0 TDCi (103 kW) Eng.UFDB 7/10-1/70 | | | | | | | | | | | | | | | | | | | | |
| 19-2363 | | | F | | | | | | | 45 | 82 | | | | | | | 42 | | |
| 19-8140 | | | R | | | | | | | | | 136 | | | | | | 136 | | |
| 2.0 TDCi (110 kW) Eng.T7DA, T7DB 11/14-1/70 | | | | | | | | | | | | | | | | | | | | |
| 19-2363 | | | F | | | | | | | 45 | 82 | | | | | | | 42 | | |
| 19-8140 | | | R | | | | | | | | | 136 | | | | | | 136 | | |
| 2.0 TDCi (120 kW) Eng.TXDB 7/10-1/70 | | | | | | | | | | | | | | | | | | | | |
| 19-2363 | | | F | | | | | | | 45 | 82 | | | | | | | 42 | | |
| 19-8140 | | | R | | | | | | | | | 136 | | | | | | 136 | | |
| Focus III Turnier 7/10-1/70 | | | | | | | | | | | | | | | | | | | | |
| 1.0 EcoBoost (74 kW) Eng.M2DA, M2DB, M2DC, SFDA, SFDB 2/12-1/70 | | | | | | | | | | | | | | | | | | | | |
| 19-2363 | | | F | | | | | | | 45 | 82 | | | | | | | 42 | | |

FORD

| METELLI ref | Spare Parts | | F/R | L/R | | | ABS | A | B | C | D | E | F | G | H | I | L | M | Fig | NOTE |
|--|-------------|--|-----|-----|--|--|-----|---|---|----|----|-----|---|---|---|---|---|---|-----|------|
| 1.6 Flexifuel (88 kW) Eng.MUDA, MUDD 7/10-1/70 | | | | | | | | | | | | | | | | | | | | |
| 19-2363 | | | F | | | | | | | 45 | 82 | | | | | | | | 42 | |
| 19-8140 | | | R | | | | | | | | | 136 | | | | | | | 136 | |
| 1.6 Flexifuel (110 kW) Eng.YUDA 7/13-1/70 | | | | | | | | | | | | | | | | | | | | |
| 19-2363 | | | F | | | | | | | 45 | 82 | | | | | | | | 42 | |
| 19-8140 | | | R | | | | | | | | | 136 | | | | | | | 136 | |
| 1.6 LPG (86 kW) Eng.MUDA 2/12-1/70 | | | | | | | | | | | | | | | | | | | | |
| 19-2363 | | | F | | | | | | | 45 | 82 | | | | | | | | 42 | |
| 19-8140 | | | R | | | | | | | | | 136 | | | | | | | 136 | |
| 1.6 LPG (88 kW) Eng.MUDA, MUDD 2/12-1/70 | | | | | | | | | | | | | | | | | | | | |
| 19-2363 | | | F | | | | | | | 45 | 82 | | | | | | | | 42 | |
| 19-8140 | | | R | | | | | | | | | 136 | | | | | | | 136 | |
| 1.6 TDCi (70 kW) Eng.T3DA, T3DB 7/10-1/70 | | | | | | | | | | | | | | | | | | | | |
| 19-2363 | | | F | | | | | | | 45 | 82 | | | | | | | | 42 | |
| 19-8140 | | | R | | | | | | | | | 136 | | | | | | | 136 | |
| 1.6 TDCi (85 kW) Eng.T1DA, T1DB 7/10-1/70 | | | | | | | | | | | | | | | | | | | | |
| 19-2363 | | | F | | | | | | | 45 | 82 | | | | | | | | 42 | |
| 19-8140 | | | R | | | | | | | | | 136 | | | | | | | 136 | |
| 1.6 TDCi ECOnetic (77 kW) Eng.NGDA, NGDB 5/12-1/70 | | | | | | | | | | | | | | | | | | | | |
| 19-2363 | | | F | | | | | | | 45 | 82 | | | | | | | | 42 | |
| 19-8140 | | | R | | | | | | | | | 136 | | | | | | | 136 | |
| 1.6 Ti (63 kW) Eng.XTDA, XTDB 8/11-1/70 | | | | | | | | | | | | | | | | | | | | |
| 19-2363 | | | F | | | | | | | 45 | 82 | | | | | | | | 42 | |
| 19-8140 | | | R | | | | | | | | | 136 | | | | | | | 136 | |
| 1.6 Ti (77 kW) Eng.IQDB, IQDC 7/10-1/70 | | | | | | | | | | | | | | | | | | | | |
| 19-2363 | | | F | | | | | | | 45 | 82 | | | | | | | | 42 | |
| 19-8140 | | | R | | | | | | | | | 136 | | | | | | | 136 | |
| 1.6 Ti (88 kW) Eng.MUDA, MUDD 2/12-1/70 | | | | | | | | | | | | | | | | | | | | |
| 19-2363 | | | F | | | | | | | 45 | 82 | | | | | | | | 42 | |

FORD

| METELLI ref | Spare Parts | | F/R | L/R | | | ABS | A | B | C | D | E | F | G | H | I | L | M | Fig | NOTE |
|---|-------------|--|-----|-----|--|--|-----|---|---|----|----|-----|---|---|---|---|-----|-----|-----|------|
| 19-8140 | | | R | | | | | | | | | 136 | | | | | 136 | | | |
| 1.6 Ti (92 kW) Eng.PNDA, PNDD 7/10-1/70 | | | | | | | | | | | | | | | | | | | | |
| 19-2363 | | | F | | | | | | | 45 | 82 | | | | | | | 42 | | |
| 19-8140 | | | R | | | | | | | | | 136 | | | | | | 136 | | |
| 2.0 (110 kW) Eng.XQDA 10/13-1/70 | | | | | | | | | | | | | | | | | | | | |
| 19-2363 | | | F | | | | | | | 45 | 82 | | | | | | | 42 | | |
| 19-8140 | | | R | | | | | | | | | 136 | | | | | | 136 | | |
| 2.0 ST (184 kW) Eng.R9DA, R9DB, R9DC, R9DD 7/12-1/70 | | | | | | | | | | | | | | | | | | | | |
| 19-2363 | | | F | | | | | | | 45 | 82 | | | | | | | 42 | | |
| 19-8140 | | | R | | | | | | | | | 136 | | | | | | 136 | | |
| 2.0 TDCi (85 kW) Eng.TYDA 7/10-1/70 | | | | | | | | | | | | | | | | | | | | |
| 19-2363 | | | F | | | | | | | 45 | 82 | | | | | | | 42 | | |
| 19-8140 | | | R | | | | | | | | | 136 | | | | | | 136 | | |
| 2.0 TDCi (100 kW) Eng.UKDB 7/10-1/70 | | | | | | | | | | | | | | | | | | | | |
| 19-2363 | | | F | | | | | | | 45 | 82 | | | | | | | 42 | | |
| 19-8140 | | | R | | | | | | | | | 136 | | | | | | 136 | | |
| 2.0 TDCi (103 kW) Eng.UFDB 7/10-1/70 | | | | | | | | | | | | | | | | | | | | |
| 19-2363 | | | F | | | | | | | 45 | 82 | | | | | | | 42 | | |
| 19-8140 | | | R | | | | | | | | | 136 | | | | | | 136 | | |
| 2.0 TDCi (110 kW) Eng.T7DA, T7DB 11/14-1/70 | | | | | | | | | | | | | | | | | | | | |
| 19-2363 | | | F | | | | | | | 45 | 82 | | | | | | | 42 | | |
| 19-8140 | | | R | | | | | | | | | 136 | | | | | | 136 | | |
| 2.0 TDCi (120 kW) Eng.TXDB 7/10-1/70 | | | | | | | | | | | | | | | | | | | | |
| 19-2363 | | | F | | | | | | | 45 | 82 | | | | | | | 42 | | |
| 19-8140 | | | R | | | | | | | | | 136 | | | | | | 136 | | |
| 2.0 TDCi ST (136 kW) Eng.T8DA 11/14-1/70 | | | | | | | | | | | | | | | | | | | | |
| 19-2363 | | | F | | | | | | | 45 | 82 | | | | | | | 42 | | |
| 19-8140 | | | R | | | | | | | | | 136 | | | | | | 136 | | |

FORD

| METELLI ref | Spare Parts | | F/R | L/R | | | ABS | A | B | C | D | E | F | G | H | I | L | M | Fig | NOTE |
|---|-------------|--|-----|-----|--|--|-----|---|---|----|----|-----|---|---|---|---|---|-----|-----|------|
| 2.0 Ti-GDi (125 kW) Eng.MGDA 7/10-1/70 | | | | | | | | | | | | | | | | | | | | |
| 19-2363 | | | F | | | | | | | 45 | 82 | | | | | | | 42 | | |
| 19-8140 | | | R | | | | | | | | | 136 | | | | | | 136 | | |
| Fusion (JU_) 8/02-12/12 | | | | | | | | | | | | | | | | | | | | |
| 1.25 (55 kW) Eng.FUJA, FUJB 8/04-12/12 | | | | | | | | | | | | | | | | | | | | |
| 19-2274 | | | F | | | | | | | 39 | 72 | | | | | | | 37 | | +ABS |
| 19-2338 | | | F | | | | | | | 39 | 72 | | | | | | | 37 | | -ABS |
| 19-2698 | | | R | | | | | | | 29 | 53 | | | | | | | 37 | | -ABS |
| 19-8139 | | | R | | | | | | | 29 | 53 | | | | | | | 37 | | +ASB |
| 1.3 (44 kW) Eng.BAJA 11/02-7/05 | | | | | | | | | | | | | | | | | | | | |
| 19-2274 | | | F | | | | | | | 39 | 72 | | | | | | | 37 | | +ABS |
| 19-2338 | | | F | | | | | | | 39 | 72 | | | | | | | 37 | | -ABS |
| 1.4 (59 kW) Eng.FXJA, FXJB, FXJC 8/02-12/12 | | | | | | | | | | | | | | | | | | | | |
| 19-2274 | | | F | | | | | | | 39 | 72 | | | | | | | 37 | | +ABS |
| 19-2338 | | | F | | | | | | | 39 | 72 | | | | | | | 37 | | -ABS |
| 19-2698 | | | R | | | | | | | 29 | 53 | | | | | | | 37 | | -ABS |
| 19-8139 | | | R | | | | | | | 29 | 53 | | | | | | | 37 | | +ASB |
| 1.4 LPG (59 kW) Eng.UTJA 1/10-12/12 | | | | | | | | | | | | | | | | | | | | |
| 19-2274 | | | F | | | | | | | 39 | 72 | | | | | | | 37 | | +ABS |
| 19-2338 | | | F | | | | | | | 39 | 72 | | | | | | | 37 | | -ABS |
| 19-2698 | | | R | | | | | | | 29 | 53 | | | | | | | 37 | | -ABS |
| 19-8139 | | | R | | | | | | | 29 | 53 | | | | | | | 37 | | +ASB |
| 1.4 TDCi (50 kW) Eng.F6JA, F6JB 8/02-12/12 | | | | | | | | | | | | | | | | | | | | |
| 19-2274 | | | F | | | | | | | 39 | 72 | | | | | | | 37 | | +ABS |
| 19-2338 | | | F | | | | | | | 39 | 72 | | | | | | | 37 | | -ABS |
| 19-2698 | | | R | | | | | | | 29 | 53 | | | | | | | 37 | | -ABS |
| 19-8139 | | | R | | | | | | | 29 | 53 | | | | | | | 37 | | +ASB |

FORD

| METELLI ref | Spare Parts | | F/R | L/R | | | ABS | A | B | C | D | E | F | G | H | I | L | M | Fig | NOTE |
|--|-------------|--|-----|-----|--|--|-----|---|---|----|----|---|---|---|---|---|---|----|-----|------|
| 1.6 (74 kW) Eng.FYJA, FYJB, FYJC 8/02-11/09 | | | | | | | | | | | | | | | | | | | | |
| 19-2274 | | | F | | | | | | | 39 | 72 | | | | | | | 37 | | +ABS |
| 19-2338 | | | F | | | | | | | 39 | 72 | | | | | | | 37 | | -ABS |
| 19-2698 | | | R | | | | | | | 29 | 53 | | | | | | | 37 | | -ABS |
| 19-8139 | | | R | | | | | | | 29 | 53 | | | | | | | 37 | | +ASB |
| 1.6 TDCi (66 kW) Eng.HHJA, HHJB 11/04-12/12 | | | | | | | | | | | | | | | | | | | | |
| 19-2274 | | | F | | | | | | | 39 | 72 | | | | | | | 37 | | +ABS |
| 19-2338 | | | F | | | | | | | 39 | 72 | | | | | | | 37 | | -ABS |
| 19-2698 | | | R | | | | | | | 29 | 53 | | | | | | | 37 | | -ABS |
| 19-8139 | | | R | | | | | | | 29 | 53 | | | | | | | 37 | | +ASB |
| Galaxy I (WGR) 5/92-8/06 | | | | | | | | | | | | | | | | | | | | |
| 1.9 TDI (66 kW) Eng.1Z, AHU, ANU (04.00-.) 3/95-5/06 | | | | | | | | | | | | | | | | | | | | |
| 19-2268 | | | F | | | | | | | 43 | 80 | | | | | | | 38 | | |
| 19-2699 | | | R | | | | | | | 43 | 80 | | | | | | | 38 | | |
| 1.9 TDI (81 kW) Eng.AFN, AVG 8/97-4/00 | | | | | | | | | | | | | | | | | | | | |
| 19-2268 | | | F | | | | | | | 43 | 80 | | | | | | | 38 | | |
| 19-2699 | | | R | | | | | | | 43 | 80 | | | | | | | 38 | | |
| 1.9 TDI (85 kW) Eng.AUY 4/00-5/06 | | | | | | | | | | | | | | | | | | | | |
| 19-2268 | | | F | | | | | | | 43 | 80 | | | | | | | 38 | | |
| 19-2699 | | | R | | | | | | | 43 | 80 | | | | | | | 38 | | |
| 1.9 TDI (96 kW) Eng.ASZ 2/03-5/06 | | | | | | | | | | | | | | | | | | | | |
| 19-2268 | | | F | | | | | | | 43 | 80 | | | | | | | 38 | | |
| 19-2699 | | | R | | | | | | | 43 | 80 | | | | | | | 38 | | |
| 1.9 TDI (110 kW) Eng.BTB 5/05-5/06 | | | | | | | | | | | | | | | | | | | | |
| 19-2268 | | | F | | | | | | | 43 | 80 | | | | | | | 38 | | |
| 19-2699 | | | R | | | | | | | 43 | 80 | | | | | | | 38 | | |
| 2.0 i (85 kW) Eng.NSE, ZVSA 11/95-5/06 | | | | | | | | | | | | | | | | | | | | |
| 19-2268 | | | F | | | | | | | 43 | 80 | | | | | | | 38 | | |

FORD

| METELLI ref | Spare Parts | | F/R | L/R | | | ABS | A | B | C | D | E | F | G | H | I | L | M | Fig | NOTE |
|--|-------------|--|-----|-----|--|--|-----|---|----|----|----|-------|---|---|---|---|-------|---|-----|------|
| 19-2699 | | | R | | | | | | | 43 | 80 | | | | | | 38 | | | |
| 2.3 16V (103 kW) Eng.E5SB 9/01-5/06 | | | | | | | | | | | | | | | | | | | | |
| 19-2268 | | | F | | | | | | | 43 | 80 | | | | | | 38 | | | |
| 19-2699 | | | R | | | | | | | 43 | 80 | | | | | | 38 | | | |
| 2.3 16V (107 kW) Eng.E5SA (03.00-), Y5B (01.97-03.00) 1/97-5/06 | | | | | | | | | | | | | | | | | | | | |
| 19-2268 | | | F | | | | | | | 43 | 80 | | | | | | 38 | | | |
| 19-2699 | | | R | | | | | | | 43 | 80 | | | | | | 38 | | | |
| 2.8 i V6 (128 kW) Eng.AAA, AMY 11/95-4/00 | | | | | | | | | | | | | | | | | | | | |
| 19-2268 | | | F | | | | | | | 43 | 80 | | | | | | 38 | | | |
| 19-2699 | | | R | | | | | | | 43 | 80 | | | | | | 38 | | | |
| 2.8 i V6 4x4 (128 kW) Eng.AAA, AMY 4/96-4/00 | | | | | | | | | | | | | | | | | | | | |
| 19-2268 | | | F | | | | | | | 43 | 80 | | | | | | 38 | | | |
| 2.8 V6 (150 kW) Eng.AYL 4/00-5/06 | | | | | | | | | | | | | | | | | | | | |
| 19-2268 | | | F | | | | | | | 43 | 80 | | | | | | 38 | | | |
| 19-2699 | | | R | | | | | | | 43 | 80 | | | | | | 38 | | | |
| Galaxy II (WA6) 5/06-6/15 | | | | | | | | | | | | | | | | | | | | |
| 1.6 EcoBoost (118 kW) Eng.JTWA, JTWB 11/10-6/15 | | | | | | | | | | | | | | | | | | | | |
| 19-2806 | | | F | | | | | | | 31 | 82 | 109,5 | | | | | 87 | | | |
| 19-2920 | | | R | | | | | | 26 | | | 136 | | | | | 108,5 | | | |
| 1.6 TDCi (85 kW) Eng.T1WA, T1WB 2/11-6/15 | | | | | | | | | | | | | | | | | | | | |
| 19-2806 | | | F | | | | | | | 31 | 82 | 109,5 | | | | | 87 | | | |
| 19-2920 | | | R | | | | | | 26 | | | 136 | | | | | 108,5 | | | |
| 1.8 TDCi (74 kW) Eng.FFWA 5/06-6/15 | | | | | | | | | | | | | | | | | | | | |
| 19-2806 | | | F | | | | | | | 31 | 82 | 109,5 | | | | | 87 | | | |
| 19-2920 | | | R | | | | | | 26 | | | 136 | | | | | 108,5 | | | |
| 1.8 TDCi (92 kW) Eng.QYWA 5/06-6/15 | | | | | | | | | | | | | | | | | | | | |
| 19-2806 | | | F | | | | | | | 31 | 82 | 109,5 | | | | | 87 | | | |
| 19-2920 | | | R | | | | | | 26 | | | 136 | | | | | 108,5 | | | |

FORD

| METELLI ref | Spare Parts | F/R | L/R | ABS | A | B | C | D | E | F | G | H | I | L | M | Fig | NOTE |
|--|-------------|-----|-----|-----|---|----|-------|-------|-------|---|---|---|---|-------|---|-----|------|
| 19-2920 | | R | | | | 26 | | | 136 | | | | | 108,5 | | | |
| 2.2 TDCi (147 kW) Eng.KNWA 11/10-6/15 | | | | | | | | | | | | | | | | | |
| 19-2806 | | F | | | | | 31 | 82 | 109,5 | | | | | 87 | | | |
| 19-2920 | | R | | | | 26 | | | 136 | | | | | 108,5 | | | |
| 2.3 (118 kW) Eng.SEWA 9/07-6/15 | | | | | | | | | | | | | | | | | |
| 19-2806 | | F | | | | | 31 | 82 | 109,5 | | | | | 87 | | | |
| 19-2920 | | R | | | | 26 | | | 136 | | | | | 108,5 | | | |
| Granada I (GGTL, GGFL) 1/72-8/77 | | | | | | | | | | | | | | | | | |
| 1.7 (48 kW) Eng.TV 17 HC 3/72-2/75 | | | | | | | | | | | | | | | | | |
| 19-2136 | | F | | | | | 17,46 | 50,29 | | | | | | 14,61 | | | |
| 1.7 (51 kW) Eng.MWB 12/74-8/77 | | | | | | | | | | | | | | | | | |
| 19-2136 | | F | | | | | 17,46 | 50,29 | | | | | | 14,61 | | | |
| 1.7 (55 kW) Eng.TV 17 H 3/72-2/75 | | | | | | | | | | | | | | | | | |
| 19-2136 | | F | | | | | 17,46 | 50,29 | | | | | | 14,61 | | | |
| 2.0 (64 kW) Eng.OHC LC 1/76-8/77 | | | | | | | | | | | | | | | | | |
| 19-2136 | | F | | | | | 17,46 | 50,29 | | | | | | 14,61 | | | |
| 2.0 (66 kW) Eng.NY 1/75-8/77 | | | | | | | | | | | | | | | | | |
| 19-2136 | | F | | | | | 17,46 | 50,29 | | | | | | 14,61 | | | |
| 2.0 (70 kW) Eng.TL 20 LC 1/76-7/77 | | | | | | | | | | | | | | | | | |
| 19-2136 | | F | | | | | 17,46 | 50,29 | | | | | | 14,61 | | | |
| 2.0 (73 kW) Eng.TL 20 LC 1/75-12/75 | | | | | | | | | | | | | | | | | |
| 19-2136 | | F | | | | | 17,46 | 50,29 | | | | | | 14,61 | | | |
| 2.3 (79 kW) Eng.YY 1/72-2/76 | | | | | | | | | | | | | | | | | |
| 19-2136 | | F | | | | | 17,46 | 50,29 | | | | | | 14,61 | | | |
| 2.3 (79 kW) Eng.YYH 1/75-8/77 | | | | | | | | | | | | | | | | | |
| 19-2136 | | F | | | | | 17,46 | 50,29 | | | | | | 14,61 | | | |
| 2.6 (79 kW) Eng.TV 26 L 12/75-8/77 | | | | | | | | | | | | | | | | | |
| 19-2136 | | F | | | | | 17,46 | 50,29 | | | | | | 14,61 | | | |

FORD

| METELLI ref | Spare Parts | | F/R | L/R | | | ABS | A | B | C | D | E | F | G | H | I | L | M | Fig | NOTE |
|---|-------------|--|-----|-----|--|--|-----|---|---|-------|-------|---|---|---|---|---|---|-------|-----|------|
| 2.6 (92 kW) Eng.UY 1/72-2/76 | | | | | | | | | | | | | | | | | | | | |
| 19-2136 | | | F | | | | | | | 17,46 | 50,29 | | | | | | | 14,61 | | |
| 3.0 (101 kW) Eng.EV 30 H 1/72-2/76 | | | | | | | | | | | | | | | | | | | | |
| 19-2136 | | | F | | | | | | | 17,46 | 50,29 | | | | | | | 14,61 | | |
| Granada I Coupe (GGCL) 1/72-2/76 | | | | | | | | | | | | | | | | | | | | |
| 1.7 (48 kW) Eng.TV 17 LC 3/72-2/75 | | | | | | | | | | | | | | | | | | | | |
| 19-2136 | | | F | | | | | | | 17,46 | 50,29 | | | | | | | 14,61 | | |
| 2.0 (73 kW) Eng.TL20HC 3/72-2/75 | | | | | | | | | | | | | | | | | | | | |
| 19-2136 | | | F | | | | | | | 17,46 | 50,29 | | | | | | | 14,61 | | |
| 2.3 (79 kW) Eng.YY 1/72-2/76 | | | | | | | | | | | | | | | | | | | | |
| 19-2136 | | | F | | | | | | | 17,46 | 50,29 | | | | | | | 14,61 | | |
| 2.6 (92 kW) Eng.UY 1/72-2/76 | | | | | | | | | | | | | | | | | | | | |
| 19-2136 | | | F | | | | | | | 17,46 | 50,29 | | | | | | | 14,61 | | |
| 3.0 (101 kW) Eng.EV 30 H 1/72-2/76 | | | | | | | | | | | | | | | | | | | | |
| 19-2136 | | | F | | | | | | | 17,46 | 50,29 | | | | | | | 14,61 | | |
| Granada I Turnier (GGNL) 1/72-8/77 | | | | | | | | | | | | | | | | | | | | |
| 1.7 (48 kW) Eng.TV 17 HC 3/72-2/75 | | | | | | | | | | | | | | | | | | | | |
| 19-2136 | | | F | | | | | | | 17,46 | 50,29 | | | | | | | 14,61 | | |
| 1.7 (51 kW) Eng.MWB 12/74-8/77 | | | | | | | | | | | | | | | | | | | | |
| 19-2136 | | | F | | | | | | | 17,46 | 50,29 | | | | | | | 14,61 | | |
| 2.0 (66 kW) Eng.NY 1/75-8/77 | | | | | | | | | | | | | | | | | | | | |
| 19-2136 | | | F | | | | | | | 17,46 | 50,29 | | | | | | | 14,61 | | |
| 2.0 (70 kW) Eng.TL 20 LC 1/76-7/77 | | | | | | | | | | | | | | | | | | | | |
| 19-2136 | | | F | | | | | | | 17,46 | 50,29 | | | | | | | 14,61 | | |
| 2.0 (73 kW) Eng.TL 20 LC 1/75-12/75 | | | | | | | | | | | | | | | | | | | | |
| 19-2136 | | | F | | | | | | | 17,46 | 50,29 | | | | | | | 14,61 | | |

FORD

| METELLI ref | Spare Parts | | F/R | L/R | | | ABS | A | B | C | D | E | F | G | H | I | L | M | Fig | NOTE |
|---|-------------|--|-----|-----|--|--|-----|---|---|-------|-------|---|---|---|---|---|-------|---|-----|------|
| 2.3 (79 kW) Eng.YY 1/72-2/76 | | | | | | | | | | | | | | | | | | | | |
| 19-2136 | | | F | | | | | | | 17,46 | 50,29 | | | | | | 14,61 | | | |
| 2.5 (88 kW) Eng.25HC 1/72-2/76 | | | | | | | | | | | | | | | | | | | | |
| 19-2136 | | | F | | | | | | | 17,46 | 50,29 | | | | | | 14,61 | | | |
| 2.6 (79 kW) Eng.TV 26 L 1/76-8/77 | | | | | | | | | | | | | | | | | | | | |
| 19-2136 | | | F | | | | | | | 17,46 | 50,29 | | | | | | 14,61 | | | |
| 2.6 (92 kW) Eng.UY 1/72-2/76 | | | | | | | | | | | | | | | | | | | | |
| 19-2136 | | | F | | | | | | | 17,46 | 50,29 | | | | | | 14,61 | | | |
| 3.0 (101 kW) Eng.EV 30 H 1/72-2/76 | | | | | | | | | | | | | | | | | | | | |
| 19-2136 | | | F | | | | | | | 17,46 | 50,29 | | | | | | 14,61 | | | |
| Granada II (GU) 8/77-12/85 | | | | | | | | | | | | | | | | | | | | |
| 1.6 (55 kW) Eng.LCK 7/81-8/85 | | | | | | | | | | | | | | | | | | | | |
| 19-2136 | | | F | | | | | | | 17,46 | 50,29 | | | | | | 14,61 | | | |
| 1.7 (51 kW) Eng.NWB, TV 17 LC 8/77-5/82 | | | | | | | | | | | | | | | | | | | | |
| 19-2136 | | | F | | | | | | | 17,46 | 50,29 | | | | | | 14,61 | | | |
| 1.7 (54 kW) Eng.MY 8/77-7/81 | | | | | | | | | | | | | | | | | | | | |
| 19-2136 | | | F | | | | | | | 17,46 | 50,29 | | | | | | 14,61 | | | |
| 1.9 D (40 kW) Eng.D19P 8/77-8/82 | | | | | | | | | | | | | | | | | | | | |
| 19-2136 | | | F | | | | | | | 17,46 | 50,29 | | | | | | 14,61 | | | |
| 2.0 (64 kW) Eng.TL 20 LC 8/77-7/79 | | | | | | | | | | | | | | | | | | | | |
| 19-2136 | | | F | | | | | | | 17,46 | 50,29 | | | | | | 14,61 | | | |
| 2.0 (66 kW) Eng.NYP 8/77-8/85 | | | | | | | | | | | | | | | | | | | | |
| 19-2136 | | | F | | | | | | | 17,46 | 50,29 | | | | | | 14,61 | | | |
| 2.0 (74 kW) Eng.NEP 8/79-8/85 | | | | | | | | | | | | | | | | | | | | |
| 19-2136 | | | F | | | | | | | 17,46 | 50,29 | | | | | | 14,61 | | | |
| 2.0 (77 kW) Eng.NEK 8/81-8/85 | | | | | | | | | | | | | | | | | | | | |
| 19-2136 | | | F | | | | | | | 17,46 | 50,29 | | | | | | 14,61 | | | |

FORD

| METELLI ref | Spare Parts | | F/R | L/R | | | ABS | A | B | C | D | E | F | G | H | I | L | M | Fig | NOTE |
|---|-------------|--|-----|-----|--|--|-----|---|---|-------|-------|---|---|---|---|---|---|---|-------|------|
| 2.1 D (46 kW) Eng.WTA (08.77-08.82) 8/77-8/82 | | | | | | | | | | | | | | | | | | | | |
| 19-2136 | | | F | | | | | | | 17,46 | 50,29 | | | | | | | | 14,61 | |
| 2.3 (79 kW) Eng.YYH 8/77-6/79 | | | | | | | | | | | | | | | | | | | | |
| 19-2136 | | | F | | | | | | | 17,46 | 50,29 | | | | | | | | 14,61 | |
| 2.3 (82 kW) Eng.YYU 6/81-8/85 | | | | | | | | | | | | | | | | | | | | |
| 19-2136 | | | F | | | | | | | 17,46 | 50,29 | | | | | | | | 14,61 | |
| 2.3 (84 kW) Eng.YYP 6/79-8/85 | | | | | | | | | | | | | | | | | | | | |
| 19-2136 | | | F | | | | | | | 17,46 | 50,29 | | | | | | | | 14,61 | |
| 2.5 D (51 kW) Eng.STP 8/82-8/85 | | | | | | | | | | | | | | | | | | | | |
| 19-2136 | | | F | | | | | | | 17,46 | 50,29 | | | | | | | | 14,61 | |
| 2.8 (97 kW) Eng.PYU 6/81-8/85 | | | | | | | | | | | | | | | | | | | | |
| 19-2136 | | | F | | | | | | | 17,46 | 50,29 | | | | | | | | 14,61 | |
| 2.8 (99 kW) Eng.PYA 8/77-8/85 | | | | | | | | | | | | | | | | | | | | |
| 19-2136 | | | F | | | | | | | 17,46 | 50,29 | | | | | | | | 14,61 | |
| 2.8 i (108 kW) Eng.PRD 8/77-8/85 | | | | | | | | | | | | | | | | | | | | |
| 19-2136 | | | F | | | | | | | 17,46 | 50,29 | | | | | | | | 14,61 | |
| 2.8 i (110 kW) Eng.PRC 10/82-8/85 | | | | | | | | | | | | | | | | | | | | |
| 19-2136 | | | F | | | | | | | 17,46 | 50,29 | | | | | | | | 14,61 | |
| 2.8 i (118 kW) Eng.PRB 8/77-8/81 | | | | | | | | | | | | | | | | | | | | |
| 19-2136 | | | F | | | | | | | 17,46 | 50,29 | | | | | | | | 14,61 | |
| Granada II Turnier (GNU) 8/77-12/85 | | | | | | | | | | | | | | | | | | | | |
| 1.7 (54 kW) Eng.MYE 8/77-7/81 | | | | | | | | | | | | | | | | | | | | |
| 19-2136 | | | F | | | | | | | 17,46 | 50,29 | | | | | | | | 14,61 | |
| 2.0 (64 kW) Eng.OHC LC 8/77-7/79 | | | | | | | | | | | | | | | | | | | | |
| 19-2136 | | | F | | | | | | | 17,46 | 50,29 | | | | | | | | 14,61 | |
| 2.0 (66 kW) Eng.NYP 8/77-6/85 | | | | | | | | | | | | | | | | | | | | |
| 19-2136 | | | F | | | | | | | 17,46 | 50,29 | | | | | | | | 14,61 | |

FORD

| METELLI ref | Spare Parts | F/R | L/R | ABS | A | B | C | D | E | F | G | H | I | L | M | Fig | NOTE |
|--|-------------|-----|-----|-----|---|---|-------|-------|-----|---|---|---|---|-------|---|-----|------|
| 2.0 (74 kW) Eng.NEP 8/79-8/85 | | | | | | | | | | | | | | | | | |
| 19-2136 | | F | | | | | 17,46 | 50,29 | | | | | | 14,61 | | | |
| 2.0 (77 kW) Eng.NEK 8/81-8/85 | | | | | | | | | | | | | | | | | |
| 19-2136 | | F | | | | | 17,46 | 50,29 | | | | | | 14,61 | | | |
| 2.3 (79 kW) Eng.YYH 8/77-6/79 | | | | | | | | | | | | | | | | | |
| 19-2136 | | F | | | | | 17,46 | 50,29 | | | | | | 14,61 | | | |
| 2.3 (82 kW) Eng.YYU 6/81-6/85 | | | | | | | | | | | | | | | | | |
| 19-2136 | | F | | | | | 17,46 | 50,29 | | | | | | 14,61 | | | |
| 2.3 (84 kW) Eng.YYP 6/79-8/85 | | | | | | | | | | | | | | | | | |
| 19-2136 | | F | | | | | 17,46 | 50,29 | | | | | | 14,61 | | | |
| 2.5 D (51 kW) Eng.STP 8/82-8/85 | | | | | | | | | | | | | | | | | |
| 19-2136 | | F | | | | | 17,46 | 50,29 | | | | | | 14,61 | | | |
| 2.8 (97 kW) Eng.PYU 6/81-8/85 | | | | | | | | | | | | | | | | | |
| 19-2136 | | F | | | | | 17,46 | 50,29 | | | | | | 14,61 | | | |
| 2.8 (99 kW) Eng.PYA 8/77-8/85 | | | | | | | | | | | | | | | | | |
| 19-2136 | | F | | | | | 17,46 | 50,29 | | | | | | 14,61 | | | |
| 2.8 i (108 kW) Eng.PRD 8/77-8/85 | | | | | | | | | | | | | | | | | |
| 19-2136 | | F | | | | | 17,46 | 50,29 | | | | | | 14,61 | | | |
| 2.8 i (110 kW) Eng.PRC 10/82-8/85 | | | | | | | | | | | | | | | | | |
| 19-2136 | | F | | | | | 17,46 | 50,29 | | | | | | 14,61 | | | |
| 2.8 i (118 kW) Eng.PRB 8/77-8/81 | | | | | | | | | | | | | | | | | |
| 19-2136 | | F | | | | | 17,46 | 50,29 | | | | | | 14,61 | | | |
| Grand C-Max (DXA/CB7, DXA/CEU) 12/10-1/70 | | | | | | | | | | | | | | | | | |
| 1.0 EcoBoost (74 kW) Eng.M2DA, M2DC 10/12-6/19 | | | | | | | | | | | | | | | | | |
| 19-2363 | | F | | | | | 45 | 82 | | | | | | 42 | | | |
| 19-2367 | | R | | | | | | | 136 | | | | | 136 | | | |
| 1.0 EcoBoost (92 kW) Eng.M1DA, M1DD 10/12-6/19 | | | | | | | | | | | | | | | | | |
| 19-2363 | | F | | | | | 45 | 82 | | | | | | 42 | | | |

FORD

| METELLI ref | Spare Parts | | F/R | L/R | | | ABS | A | B | C | D | E | F | G | H | I | L | M | Fig | NOTE |
|---|-------------|-------------|-----|-----|--|--|-----|---|---|----|-------|-----|---|---|---|---|-------|---|-----|----------|
| 19-2367 | | | R | | | | | | | | | 136 | | | | | 136 | | | |
| 2.0 TDCi (85 kW) Eng.TYDA 2/11-6/19 | | | | | | | | | | | | | | | | | | | | |
| 19-2363 | | | F | | | | | | | 45 | 82 | | | | | | 42 | | | |
| 19-2367 | | | R | | | | | | | | | 136 | | | | | 136 | | | |
| 2.0 TDCi (100 kW) Eng.UKDB 2/11-6/19 | | | | | | | | | | | | | | | | | | | | |
| 19-2363 | | | F | | | | | | | 45 | 82 | | | | | | 42 | | | |
| 19-2367 | | | R | | | | | | | | | 136 | | | | | 136 | | | |
| 2.0 TDCi (103 kW) Eng.UFDB 2/11-6/19 | | | | | | | | | | | | | | | | | | | | |
| 19-2363 | | | F | | | | | | | 45 | 82 | | | | | | 42 | | | |
| 19-2367 | | | R | | | | | | | | | 136 | | | | | 136 | | | |
| 2.0 TDCi (110 kW) Eng.T7DB, T7DC, T7DD 3/15-6/19 | | | | | | | | | | | | | | | | | | | | |
| 19-2363 | | | F | | | | | | | 45 | 82 | | | | | | 42 | | | |
| 19-2367 | | | R | | | | | | | | | 136 | | | | | 136 | | | |
| 2.0 TDCi (120 kW) Eng.TXDB 12/10-6/19 | | | | | | | | | | | | | | | | | | | | |
| 19-2363 | | | F | | | | | | | 45 | 82 | | | | | | 42 | | | |
| 19-2367 | | | R | | | | | | | | | 136 | | | | | 136 | | | |
| 2.0 TDCi (125 kW) Eng.T8DE 3/15-6/19 | | | | | | | | | | | | | | | | | | | | |
| 19-2363 | | | F | | | | | | | 45 | 82 | | | | | | 42 | | | |
| 19-2367 | | | R | | | | | | | | | 136 | | | | | 136 | | | |
| Ka I (RB_) 9/96-11/08 | | | | | | | | | | | | | | | | | | | | |
| 1.0 i (38 kW) Eng.ZH10JRB 7/97-9/99 | | | | | | | | | | | | | | | | | | | | |
| 19-2154 | | | F | | | | | | | 39 | 72 | | | | | | 37 | | | |
| 19-2719 | | | R | | | | | | | 29 | 50,29 | | | | | | 17,52 | | | with Nut |
| 1.0 i (48 kW) Eng.ZH10JRY 9/99-11/08 | | | | | | | | | | | | | | | | | | | | |
| 19-2154 | | -10/02 | F | | | | | | | 39 | 72 | | | | | | 37 | | | |
| 19-2338 | | 10/02-09/08 | F | | | | | | | 39 | 72 | | | | | | 37 | | | |
| 19-2719 | | | R | | | | | | | 29 | 50,29 | | | | | | 17,52 | | | with Nut |

FORD

| METELLI ref | Spare Parts | | F/R | L/R | | | ABS | A | B | C | D | E | F | G | H | I | L | M | Fig | NOTE |
|---|-------------|--|-----|-----|--|--|-----|---|---|----|----|-----|---|---|---|---|----|---|-----|------|
| 19-8127 | | | F | | | | | | | 37 | 72 | | | | | | 37 | | | |
| Ka+ (UK, FK)/ Figo 9/15-1/70 | | | | | | | | | | | | | | | | | | | | |
| 1.2 (51 kW) Eng.B2KA 6/16-1/70 | | | | | | | | | | | | | | | | | | | | |
| 19-2366 | | | R | | | | | | | | | 131 | | | | | | | | |
| 19-8131 | | | F | | | | | | | 39 | 72 | | | | | | 37 | | | |
| 1.2 (51 kW) Eng.C12FDOS, ENAP 2/18-1/70 | | | | | | | | | | | | | | | | | | | | |
| 19-2366 | | | R | | | | | | | | | 131 | | | | | | | | |
| 19-8131 | | | F | | | | | | | 39 | 72 | | | | | | 37 | | | |
| 1.2 (63 kW) Eng.C12FDOS, ENBI 2/18-1/70 | | | | | | | | | | | | | | | | | | | | |
| 19-2366 | | | R | | | | | | | | | 131 | | | | | | | | |
| 19-8131 | | | F | | | | | | | 39 | 72 | | | | | | 37 | | | |
| 1.2 (63 kW) Eng.YSKD, YSKE 6/16-1/70 | | | | | | | | | | | | | | | | | | | | |
| 19-2366 | | | R | | | | | | | | | 131 | | | | | | | | |
| 19-8131 | | | F | | | | | | | 39 | 72 | | | | | | 37 | | | |
| 1.2 (65 kW) Eng.- 9/15-1/70 | | | | | | | | | | | | | | | | | | | | |
| 19-2366 | | | R | | | | | | | | | 131 | | | | | | | | |
| 19-8131 | | | F | | | | | | | 39 | 72 | | | | | | 37 | | | |
| 1.5 (82 kW) Eng.UEJB 9/15-1/18 | | | | | | | | | | | | | | | | | | | | |
| 19-2366 | | | R | | | | | | | | | 131 | | | | | | | | |
| 19-8131 | | | F | | | | | | | 39 | 72 | | | | | | 37 | | | |
| 1.5 TDCi (66 kW) Eng.15DSOX 2/18-1/70 | | | | | | | | | | | | | | | | | | | | |
| 19-2366 | | | R | | | | | | | | | 131 | | | | | | | | |
| 19-8131 | | | F | | | | | | | 39 | 72 | | | | | | 37 | | | |
| 1.5 TDCi (70 kW) Eng.15DSOX 2/18-1/70 | | | | | | | | | | | | | | | | | | | | |
| 19-2366 | | | R | | | | | | | | | 131 | | | | | | | | |
| 19-8131 | | | F | | | | | | | 39 | 72 | | | | | | 37 | | | |

FORD

| METELLI ref | Spare Parts | F/R | L/R | ABS | A | B | C | D | E | F | G | H | I | L | M | Fig | NOTE |
|---|-------------|-----|-----|-----|---|---|----|----|-----|---|---|---|---|---|---|-------|------|
| Kuga II (DM2) / Escape 10/12-1/70 | | | | | | | | | | | | | | | | | |
| 1.5 EcoBoost (88 kW) Eng.BNMA, BNMB, BNMC 1/16-6/19 | | | | | | | | | | | | | | | | | |
| 19-2363 | | F | | | | | 45 | 82 | | | | | | | | 42 | |
| 19-8184 | | R | | | | | | | 137 | | | | | | | 109,6 | |
| 1.5 EcoBoost (110 kW) Eng.M8MA, M8MB, M8MC, M8MD, M8ME 9/14-6/19 | | | | | | | | | | | | | | | | | |
| 19-2363 | | F | | | | | 45 | 82 | | | | | | | | 42 | |
| 19-8184 | | R | | | | | | | 137 | | | | | | | 109,6 | |
| 1.5 EcoBoost (134 kW) Eng.M9MA 6/16-1/70 | | | | | | | | | | | | | | | | | |
| 19-2363 | | F | | | | | 45 | 82 | | | | | | | | 42 | |
| 19-8184 | | R | | | | | | | 137 | | | | | | | 109,6 | |
| 1.5 EcoBoost 4x4 (129 kW) Eng.M9ME 8/18-6/19 | | | | | | | | | | | | | | | | | |
| 19-2363 | | F | | | | | 45 | 82 | | | | | | | | 42 | |
| 1.5 EcoBoost 4x4 (134 kW) Eng.M9MA, M9MB, M9MC, M9MD 9/14-6/18 | | | | | | | | | | | | | | | | | |
| 19-2363 | | F | | | | | 45 | 82 | | | | | | | | 42 | |
| 1.5 TDCi (88 kW) Eng.XWMB, XWMC 7/16-6/19 | | | | | | | | | | | | | | | | | |
| 19-2363 | | F | | | | | 45 | 82 | | | | | | | | 42 | |
| 19-8184 | | R | | | | | | | 137 | | | | | | | 109,6 | |
| 1.6 EcoBoost (110 kW) Eng.JQMA, JQMB 3/13-9/14 | | | | | | | | | | | | | | | | | |
| 19-2363 | | F | | | | | 45 | 82 | | | | | | | | 42 | |
| 19-8184 | | R | | | | | | | 137 | | | | | | | 109,6 | |
| 1.6 EcoBoost 4x4 (110 kW) Eng.JQMA, JQMB 3/13-9/14 | | | | | | | | | | | | | | | | | |
| 19-2363 | | F | | | | | 45 | 82 | | | | | | | | 42 | |
| 1.6 EcoBoost 4x4 (132 kW) Eng.JTMA 10/12-4/15 | | | | | | | | | | | | | | | | | |
| 19-2363 | | F | | | | | 45 | 82 | | | | | | | | 42 | |
| 1.6 EcoBoost 4x4 (134 kW) Eng.JTMA 3/13-9/14 | | | | | | | | | | | | | | | | | |
| 19-2363 | | F | | | | | 45 | 82 | | | | | | | | 42 | |
| 2.0 4x4 (179 kW) Eng.TPWA 3/13-6/16 | | | | | | | | | | | | | | | | | |
| 19-2363 | | F | | | | | 45 | 82 | | | | | | | | 42 | |

FORD

| METELLI ref | Spare Parts | | F/R | L/R | | | ABS | A | B | C | D | E | F | G | H | I | L | M | Fig | NOTE |
|---|-------------|--|-----|-----|--|--|-----|---|----|----|------|-----|---|---|---|------|-------|---|-----|------|
| 19-8184 | | | R | | | | | | | | | 137 | | | | | 109,6 | | | |
| 2.5 (125 kW) Eng.- 9/13-1/70 | | | | | | | | | | | | | | | | | | | | |
| 19-2363 | | | F | | | | | | | 45 | 82 | | | | | | 42 | | | |
| 19-8184 | | | R | | | | | | | | | 137 | | | | | 109,6 | | | |
| Maverick I (UDS, UNS) 2/93-4/98 | | | | | | | | | | | | | | | | | | | | |
| 2.4 i (87 kW) Eng.KA24 9/96-4/98 | | | | | | | | | | | | | | | | | | | | |
| 19-7711 | | | F | | | | | | | 41 | 77,8 | | | | | 19,8 | 19,8 | | | |
| 19-7816 | | | R | | | | | | | 42 | 80 | | | | | | 38 | | | |
| 2.4 i (91 kW) Eng.KA24E 2/93-8/96 | | | | | | | | | | | | | | | | | | | | |
| 19-7711 | | | F | | | | | | | 41 | 77,8 | | | | | 19,8 | 19,8 | | | |
| 19-7816 | | | R | | | | | | | 42 | 80 | | | | | | 38 | | | |
| 2.4 i (UDS) (85 kW) Eng.KA24 9/96-4/98 | | | | | | | | | | | | | | | | | | | | |
| 19-7711 | | | F | | | | | | | 41 | 77,8 | | | | | 19,8 | 19,8 | | | |
| 19-7816 | | | R | | | | | | | 42 | 80 | | | | | | 38 | | | |
| 2.7 TD (74 kW) Eng.TD27 2/93-8/96 | | | | | | | | | | | | | | | | | | | | |
| 19-7711 | | | F | | | | | | | 41 | 77,8 | | | | | 19,8 | 19,8 | | | |
| 19-7816 | | | R | | | | | | | 42 | 80 | | | | | | 38 | | | |
| 2.7 TD (92 kW) Eng.TD27E (09.96-.) 9/96-4/98 | | | | | | | | | | | | | | | | | | | | |
| 19-7711 | | | F | | | | | | | 41 | 77,8 | | | | | 19,8 | 19,8 | | | |
| 19-7816 | | | R | | | | | | | 42 | 80 | | | | | | 38 | | | |
| Mondeo I (GBP) 2/93-8/96 | | | | | | | | | | | | | | | | | | | | |
| 1.6 i 16V (65 kW) Eng.L1J (07.94-07.96) 7/94-8/96 | | | | | | | | | | | | | | | | | | | | |
| 19-2267 | | | F | | | | | | | 40 | 75 | | | | | | 37 | | | |
| 19-2680 | | | R | | | | | | 26 | 35 | | 136 | | | | | 70 | | | -ABS |
| 19-2681 | | | R | | | | 96 | | | 35 | | 136 | | | | | 72,5 | | | +ABS |
| 1.6 i 16V (66 kW) Eng.L1F 2/93-8/96 | | | | | | | | | | | | | | | | | | | | |
| 19-2267 | | | F | | | | | | | 40 | 75 | | | | | | 37 | | | |

FORD

| METELLI ref | Spare Parts | | F/R | L/R | | ABS | A | B | C | D | E | F | G | H | I | L | M | Fig | NOTE |
|---|-------------|--|-----|-----|--|-----|---|----|----|----|-----|---|---|---|---|------|---|-----|------|
| 19-2680 | | | R | | | | | 26 | 35 | | 136 | | | | | 70 | | | -ABS |
| 19-2681 | | | R | | | 96 | | | 35 | | 136 | | | | | 72,5 | | | +ABS |
| 1.8 i 16V (82 kW) Eng.RKB 7/94-8/96 | | | | | | | | | | | | | | | | | | | |
| 19-2267 | | | F | | | | | | 40 | 75 | | | | | | 37 | | | |
| 19-2680 | | | R | | | | | 26 | 35 | | 136 | | | | | 70 | | | -ABS |
| 19-2681 | | | R | | | 96 | | | 35 | | 136 | | | | | 72,5 | | | +ABS |
| 1.8 i 16V (85 kW) Eng.RKA 2/93-8/96 | | | | | | | | | | | | | | | | | | | |
| 19-2267 | | | F | | | | | | 40 | 75 | | | | | | 37 | | | |
| 19-2680 | | | R | | | | | 26 | 35 | | 136 | | | | | 70 | | | -ABS |
| 19-2681 | | | R | | | 96 | | | 35 | | 136 | | | | | 72,5 | | | +ABS |
| 1.8 i 16V 4x4 (85 kW) Eng.RKA 2/93-8/96 | | | | | | | | | | | | | | | | | | | |
| 19-2267 | | | F | | | | | | 40 | 75 | | | | | | 37 | | | |
| 1.8 TD (65 kW) Eng.RFM, RFN 6/93-8/96 | | | | | | | | | | | | | | | | | | | |
| 19-2267 | | | F | | | | | | 40 | 75 | | | | | | 37 | | | |
| 19-2680 | | | R | | | | | 26 | 35 | | 136 | | | | | 70 | | | -ABS |
| 19-2681 | | | R | | | 96 | | | 35 | | 136 | | | | | 72,5 | | | +ABS |
| 1.8 TD (66 kW) Eng.RFM, RFN 10/95-8/96 | | | | | | | | | | | | | | | | | | | |
| 19-2267 | | | F | | | | | | 40 | 75 | | | | | | 37 | | | |
| 19-2680 | | | R | | | | | 26 | 35 | | 136 | | | | | 70 | | | -ABS |
| 19-2681 | | | R | | | 96 | | | 35 | | 136 | | | | | 72,5 | | | +ABS |
| 2.0 i 16V (97 kW) Eng.NGA 12/94-8/96 | | | | | | | | | | | | | | | | | | | |
| 19-2267 | | | F | | | | | | 40 | 75 | | | | | | 37 | | | |
| 19-2680 | | | R | | | | | 26 | 35 | | 136 | | | | | 70 | | | -ABS |
| 19-2681 | | | R | | | 96 | | | 35 | | 136 | | | | | 72,5 | | | +ABS |
| 2.0 i 16V (100 kW) Eng.NGA 2/93-8/96 | | | | | | | | | | | | | | | | | | | |
| 19-2267 | | | F | | | | | | 40 | 75 | | | | | | 37 | | | |
| 19-2680 | | | R | | | | | 26 | 35 | | 136 | | | | | 70 | | | -ABS |
| 19-2681 | | | R | | | 96 | | | 35 | | 136 | | | | | 72,5 | | | +ABS |

FORD

| METELLI ref | Spare Parts | F/R | L/R | ABS | A | B | C | D | E | F | G | H | I | L | M | Fig | NOTE |
|---|-------------|-----|-----|-----|---|----|----|----|-----|---|---|---|---|---|---|------|------|
| 2.0 i 16V 4x4 (97 kW) Eng.NGA 12/94-8/96 | | | | | | | | | | | | | | | | | |
| 19-2267 | | F | | | | | 40 | 75 | | | | | | | | 37 | |
| 2.0 i 16V 4x4 (100 kW) Eng.NGA 4/93-8/96 | | | | | | | | | | | | | | | | | |
| 19-2267 | | F | | | | | 40 | 75 | | | | | | | | 37 | |
| 2.5 i 24V (125 kW) Eng.SEA 7/94-8/96 | | | | | | | | | | | | | | | | | |
| 19-2267 | | F | | | | | 40 | 75 | | | | | | | | 37 | |
| 19-2680 | | R | | | | 26 | 35 | | 136 | | | | | | | 70 | -ABS |
| 19-2681 | | R | | 96 | | | 35 | | 136 | | | | | | | 72,5 | +ABS |
| Mondeo I Sedan (GBP) 2/93-8/96 | | | | | | | | | | | | | | | | | |
| 1.6 i 16V (65 kW) Eng.L1J (07.94-07.96) 7/94-8/96 | | | | | | | | | | | | | | | | | |
| 19-2267 | | F | | | | | 40 | 75 | | | | | | | | 37 | |
| 19-2680 | | R | | | | 26 | 35 | | 136 | | | | | | | 70 | -ABS |
| 19-2681 | | R | | 96 | | | 35 | | 136 | | | | | | | 72,5 | +ABS |
| 1.6 i 16V (66 kW) Eng.L1F 2/93-8/96 | | | | | | | | | | | | | | | | | |
| 19-2267 | | F | | | | | 40 | 75 | | | | | | | | 37 | |
| 19-2680 | | R | | | | 26 | 35 | | 136 | | | | | | | 70 | -ABS |
| 19-2681 | | R | | 96 | | | 35 | | 136 | | | | | | | 72,5 | +ABS |
| 1.8 4x4 (85 kW) Eng.RKA 2/93-8/96 | | | | | | | | | | | | | | | | | |
| 19-2267 | | F | | | | | 40 | 75 | | | | | | | | 37 | |
| 1.8 i 16V (82 kW) Eng.RKB 1/94-8/96 | | | | | | | | | | | | | | | | | |
| 19-2267 | | F | | | | | 40 | 75 | | | | | | | | 37 | |
| 19-2680 | | R | | | | 26 | 35 | | 136 | | | | | | | 70 | -ABS |
| 19-2681 | | R | | 96 | | | 35 | | 136 | | | | | | | 72,5 | +ABS |
| 1.8 i 16V (85 kW) Eng.RKA 2/93-8/96 | | | | | | | | | | | | | | | | | |
| 19-2267 | | F | | | | | 40 | 75 | | | | | | | | 37 | |
| 19-2680 | | R | | | | 26 | 35 | | 136 | | | | | | | 70 | -ABS |
| 19-2681 | | R | | 96 | | | 35 | | 136 | | | | | | | 72,5 | +ABS |

FORD

| METELLI ref | Spare Parts | F/R | L/R | ABS | A | B | C | D | E | F | G | H | I | L | M | Fig | NOTE |
|---|-------------|-----|-----|-----|----|----|----|----|-----|---|---|---|---|---|---|------|------|
| 1.8 i 16V 4x4 (85 kW) Eng.RKA 4/93-8/96 | | | | | | | | | | | | | | | | | |
| 19-2267 | | F | | | | | 40 | 75 | | | | | | | | 37 | |
| 1.8 TD (65 kW) Eng.RFM, RFN 6/93-8/96 | | | | | | | | | | | | | | | | | |
| 19-2267 | | F | | | | | 40 | 75 | | | | | | | | 37 | |
| 1.8 TD (66 kW) Eng.RFM, RFN 11/95-8/96 | | | | | | | | | | | | | | | | | |
| 19-2267 | | F | | | | | 40 | 75 | | | | | | | | 37 | |
| 2.0 i 16V (97 kW) Eng.NGA 1/93-8/96 | | | | | | | | | | | | | | | | | |
| 19-2267 | | F | | | | | 40 | 75 | | | | | | | | 37 | |
| 2.0 i 16V (100 kW) Eng.NGA 4/93-8/96 | | | | | | | | | | | | | | | | | |
| 19-2267 | | F | | | | | 40 | 75 | | | | | | | | 37 | |
| 2.0 i 16V 4x4 (97 kW) Eng.NGA 12/94-8/96 | | | | | | | | | | | | | | | | | |
| 19-2267 | | F | | | | | 40 | 75 | | | | | | | | 37 | |
| 2.0 i 16V 4x4 (100 kW) Eng.NGA 4/93-8/96 | | | | | | | | | | | | | | | | | |
| 19-2267 | | F | | | | | 40 | 75 | | | | | | | | 37 | |
| 2.5 i 24V (125 kW) Eng.SEA 7/94-8/96 | | | | | | | | | | | | | | | | | |
| 19-2267 | | F | | | | | 40 | 75 | | | | | | | | 37 | |
| Mondeo II (BAP) 8/96-9/00 | | | | | | | | | | | | | | | | | |
| 1.6 i (66 kW) Eng.L1J 8/96-9/00 | | | | | | | | | | | | | | | | | |
| 19-2267 | | F | | | | | 40 | 75 | | | | | | | | 37 | |
| 19-2680 | | R | | | | 26 | 35 | | 136 | | | | | | | 70 | -ABS |
| 19-2681 | | R | | | 96 | | 35 | | 136 | | | | | | | 72,5 | +ABS |
| 1.6 i 16V (70 kW) Eng.L1L, L1N, L1Q 5/98-9/00 | | | | | | | | | | | | | | | | | |
| 19-2267 | | F | | | | | 40 | 75 | | | | | | | | 37 | |
| 19-2680 | | R | | | | 26 | 35 | | 136 | | | | | | | 70 | -ABS |
| 19-2681 | | R | | | 96 | | 35 | | 136 | | | | | | | 72,5 | +ABS |
| 1.8 i (85 kW) Eng.RKB, RKF, RKH, RKJ, RKK 8/96-9/00 | | | | | | | | | | | | | | | | | |
| 19-2267 | | F | | | | | 40 | 75 | | | | | | | | 37 | |
| 19-2680 | | R | | | | 26 | 35 | | 136 | | | | | | | 70 | -ABS |

FORD

| METELLI ref | Spare Parts | | F/R | L/R | | ABS | A | B | C | D | E | F | G | H | I | L | M | Fig | NOTE |
|--|-------------|--|-----|-----|--|-----|---|----|----|----|-----|---|---|---|---|------|---|------|------|
| 19-2681 | | | R | | | 96 | | | 35 | | 136 | | | | | 72,5 | | | +ABS |
| 1.8 TD (66 kW) Eng.RFN 8/96-9/00 | | | | | | | | | | | | | | | | | | | |
| 19-2267 | | | F | | | | | | 40 | 75 | | | | | | | | 37 | |
| 19-2680 | | | R | | | | | 26 | 35 | | 136 | | | | | | | 70 | -ABS |
| 19-2681 | | | R | | | 96 | | | 35 | | 136 | | | | | | | 72,5 | +ABS |
| 2.0 i (96 kW) Eng.NGA, NGB, NGC, NGD 8/96-9/00 | | | | | | | | | | | | | | | | | | | |
| 19-2267 | | | F | | | | | | 40 | 75 | | | | | | | | 37 | |
| 19-2680 | | | R | | | | | 26 | 35 | | 136 | | | | | | | 70 | -ABS |
| 19-2681 | | | R | | | 96 | | | 35 | | 136 | | | | | | | 72,5 | +ABS |
| 2.5 24V (125 kW) Eng.SEA 8/96-9/00 | | | | | | | | | | | | | | | | | | | |
| 19-2267 | | | F | | | | | | 40 | 75 | | | | | | | | 37 | |
| 19-2680 | | | R | | | | | 26 | 35 | | 136 | | | | | | | 70 | -ABS |
| 19-2681 | | | R | | | 96 | | | 35 | | 136 | | | | | | | 72,5 | +ABS |
| 2.5 24V (125 kW) Eng.SEB, SEC 6/00-9/00 | | | | | | | | | | | | | | | | | | | |
| 19-2267 | | | F | | | | | | 40 | 75 | | | | | | | | 37 | |
| 19-2680 | | | R | | | | | 26 | 35 | | 136 | | | | | | | 70 | -ABS |
| 19-2681 | | | R | | | 96 | | | 35 | | 136 | | | | | | | 72,5 | +ABS |
| 2.5 ST 200 (151 kW) Eng.SGA 5/99-9/00 | | | | | | | | | | | | | | | | | | | |
| 19-2680 | | | R | | | | | 26 | 35 | | 136 | | | | | | | 70 | -ABS |
| 19-2681 | | | R | | | 96 | | | 35 | | 136 | | | | | | | 72,5 | +ABS |
| Mondeo II Sedan (BFP) 8/96-9/00 | | | | | | | | | | | | | | | | | | | |
| 1.6 i (66 kW) Eng.L1J 8/96-9/00 | | | | | | | | | | | | | | | | | | | |
| 19-2267 | | | F | | | | | | 40 | 75 | | | | | | | | 37 | |
| 19-2680 | | | R | | | | | 26 | 35 | | 136 | | | | | | | 70 | -ABS |
| 19-2681 | | | R | | | 96 | | | 35 | | 136 | | | | | | | 72,5 | +ABS |
| 1.6 i 16V (70 kW) Eng.L1L, L1N, L1Q 5/98-9/00 | | | | | | | | | | | | | | | | | | | |
| 19-2267 | | | F | | | | | | 40 | 75 | | | | | | | | 37 | |
| 19-2680 | | | R | | | | | 26 | 35 | | 136 | | | | | | | 70 | -ABS |

FORD

| METELLI ref | Spare Parts | F/R | L/R | ABS | A | B | C | D | E | F | G | H | I | L | M | Fig | NOTE |
|---|-------------|-----|-----|-----|---|----|----|----|-----|---|---|---|---|------|---|-----|------|
| 19-2681 | | R | | 96 | | | 35 | | 136 | | | | | 72,5 | | | +ABS |
| 1.8 i (85 kW) Eng.RKB, RKF, RKH, RKJ, RKK 8/96-9/00 | | | | | | | | | | | | | | | | | |
| 19-2267 | | F | | | | | 40 | 75 | | | | | | 37 | | | |
| 19-2680 | | R | | | | 26 | 35 | | 136 | | | | | 70 | | | -ABS |
| 19-2681 | | R | | 96 | | | 35 | | 136 | | | | | 72,5 | | | +ABS |
| 1.8 TD (66 kW) Eng.RFN 8/96-9/00 | | | | | | | | | | | | | | | | | |
| 19-2267 | | F | | | | | 40 | 75 | | | | | | 37 | | | |
| 19-2680 | | R | | | | 26 | 35 | | 136 | | | | | 70 | | | -ABS |
| 19-2681 | | R | | 96 | | | 35 | | 136 | | | | | 72,5 | | | +ABS |
| 2.0 i (96 kW) Eng.NGA, NGB, NGC, NGD 8/96-9/00 | | | | | | | | | | | | | | | | | |
| 19-2267 | | F | | | | | 40 | 75 | | | | | | 37 | | | |
| 19-2680 | | R | | | | 26 | 35 | | 136 | | | | | 70 | | | -ABS |
| 19-2681 | | R | | 96 | | | 35 | | 136 | | | | | 72,5 | | | +ABS |
| 2.5 24V (125 kW) Eng.LCBD, SEB, SEC 6/00-9/00 | | | | | | | | | | | | | | | | | |
| 19-2267 | | F | | | | | 40 | 75 | | | | | | 37 | | | |
| 19-2680 | | R | | | | 26 | 35 | | 136 | | | | | 70 | | | -ABS |
| 19-2681 | | R | | 96 | | | 35 | | 136 | | | | | 72,5 | | | +ABS |
| 2.5 24V (125 kW) Eng.SEA 8/96-9/00 | | | | | | | | | | | | | | | | | |
| 19-2267 | | F | | | | | 40 | 75 | | | | | | 37 | | | |
| 19-2680 | | R | | | | 26 | 35 | | 136 | | | | | 70 | | | -ABS |
| 19-2681 | | R | | 96 | | | 35 | | 136 | | | | | 72,5 | | | +ABS |
| 2.5 ST 200 (151 kW) Eng.SGA 5/99-9/00 | | | | | | | | | | | | | | | | | |
| 19-2267 | | F | | | | | 40 | 75 | | | | | | 37 | | | |
| 19-2680 | | R | | | | 26 | 35 | | 136 | | | | | 70 | | | -ABS |
| 19-2681 | | R | | 96 | | | 35 | | 136 | | | | | 72,5 | | | +ABS |
| Mondeo II Turnier (BNP) 8/96-9/00 | | | | | | | | | | | | | | | | | |
| 1.6 i (66 kW) Eng.L1J 8/96-9/00 | | | | | | | | | | | | | | | | | |
| 19-2267 | | F | | | | | 40 | 75 | | | | | | 37 | | | |

FORD

| METELLI ref | Spare Parts | | F/R | L/R | | | ABS | A | B | C | D | E | F | G | H | I | L | M | Fig | NOTE |
|---|-------------|--|-----|-----|--|--|-----|---|---|----|----|-----|---|---|---|---|------|------|-----|---------------------------|
| 19-2714 | | | R | | | | | | | | | 136 | | | | | 97,5 | | | |
| 1.8 SCi (96 kW) Eng.CFBA 6/03-3/07 | | | | | | | | | | | | | | | | | | | | |
| 19-2335 | | | F | | | | | | | 40 | 75 | | | | | | | 37 | | |
| 19-2714 | | | R | | | | | | | | | 136 | | | | | | 97,5 | | |
| 2.0 16V (107 kW) Eng.CJBA, CJBB 10/00-3/07 | | | | | | | | | | | | | | | | | | | | |
| 19-2335 | | | F | | | | | | | 40 | 75 | | | | | | | 37 | | |
| 19-2714 | | | R | | | | | | | | | 136 | | | | | | 97,5 | | |
| 2.0 16V DI / TDDi / TDCi (66 kW) Eng.D5BA, SDBA 10/00-3/07 | | | | | | | | | | | | | | | | | | | | |
| 19-2335 | | | F | | | | | | | 40 | 75 | | | | | | | 37 | | M/T |
| 19-2337 | | | F | | | | | | | 47 | 83 | | | | | | | 37 | | A/T |
| 19-2714 | | | R | | | | | | | | | 136 | | | | | | 97,5 | | |
| 2.0 16V TDDi / TDCi (85 kW) Eng.D6BA, HJBA, HJBB, HJBC 10/00-3/07 | | | | | | | | | | | | | | | | | | | | |
| 19-2335 | | | F | | | | | | | 40 | 75 | | | | | | | 37 | | M/T |
| 19-2337 | | | F | | | | | | | 47 | 83 | | | | | | | 37 | | A/T |
| 19-2714 | | | R | | | | | | | | | 136 | | | | | | 97,5 | | |
| 2.0 TDCi (96 kW) Eng.FMBA, N7BA, N7BB 10/01-3/07 | | | | | | | | | | | | | | | | | | | | |
| 19-2335 | | | F | | | | | | | 40 | 75 | | | | | | | 37 | | M/T |
| 19-2337 | | | F | | | | | | | 47 | 83 | | | | | | | 37 | | A/T |
| 19-2714 | | | R | | | | | | | | | 136 | | | | | | 97,5 | | |
| 2.2 TDCi (110 kW) Eng.QJBC, QJBD 9/04-3/07 | | | | | | | | | | | | | | | | | | | | |
| 19-2335 | | | F | | | | | | | 40 | 75 | | | | | | | 37 | | |
| 19-2714 | | | R | | | | | | | | | 136 | | | | | | 97,5 | | |
| 2.2 TDCi (114 kW) Eng.QJBA, QJBB 9/04-3/07 | | | | | | | | | | | | | | | | | | | | |
| 19-2335 | | | F | | | | | | | 40 | 75 | | | | | | | 37 | | |
| 19-2714 | | | R | | | | | | | | | 136 | | | | | | 97,5 | | |
| 2.5 V6 24V (125 kW) Eng.LCBD 10/00-3/07 | | | | | | | | | | | | | | | | | | | | |
| 19-2335 | | | F | | | | | | | 40 | 75 | | | | | | | 37 | | M/T+A/T, Payload standard |
| 19-2337 | | | F | | | | | | | 47 | 83 | | | | | | | 37 | | A/T, IP |
| 19-2714 | | | R | | | | | | | | | 136 | | | | | | 97,5 | | |

FORD

| METELLI ref | Spare Parts | | F/R | L/R | | | ABS | A | B | C | D | E | F | G | H | I | L | M | Fig | NOTE |
|---|-------------|--|-----|-----|--|--|-----|---|---|----|----|-----|---|---|---|---|---|---|------|------|
| 3.0 V6 24V (150 kW) Eng.REBA 9/04-3/07 | | | | | | | | | | | | | | | | | | | | |
| 19-2335 | | | F | | | | | | | 40 | 75 | | | | | | | | 37 | |
| 19-2714 | | | R | | | | | | | | | 136 | | | | | | | 97,5 | |
| ST220 (166 kW) Eng.MEBA 4/02-3/07 | | | | | | | | | | | | | | | | | | | | |
| 19-2335 | | | F | | | | | | | 40 | 75 | | | | | | | | 37 | |
| 19-2714 | | | R | | | | | | | | | 136 | | | | | | | 97,5 | |
| Mondeo III Sedan (B4Y) 10/00-3/07 | | | | | | | | | | | | | | | | | | | | |
| 1.8 16V (81 kW) Eng.CGBA, CGBB 10/00-3/07 | | | | | | | | | | | | | | | | | | | | |
| 19-2335 | | | F | | | | | | | 40 | 75 | | | | | | | | 37 | |
| 19-2714 | | | R | | | | | | | | | 136 | | | | | | | 97,5 | |
| 1.8 16V (92 kW) Eng.CHBA, CHBB 10/00-3/07 | | | | | | | | | | | | | | | | | | | | |
| 19-2335 | | | F | | | | | | | 40 | 75 | | | | | | | | 37 | |
| 1.8 SCi (96 kW) Eng.CFBA 6/03-3/07 | | | | | | | | | | | | | | | | | | | | |
| 19-2335 | | | F | | | | | | | 40 | 75 | | | | | | | | 37 | |
| 19-2714 | | | R | | | | | | | | | 136 | | | | | | | 97,5 | |
| 2.0 16V (107 kW) Eng.CJBA, CJBB 10/00-3/07 | | | | | | | | | | | | | | | | | | | | |
| 19-2335 | | | F | | | | | | | 40 | 75 | | | | | | | | 37 | |
| 19-2714 | | | R | | | | | | | | | 136 | | | | | | | 97,5 | |
| 2.0 16V DI / TDDi / TDCi (66 kW) Eng.D5BA, SDBA 10/00-3/07 | | | | | | | | | | | | | | | | | | | | |
| 19-2335 | | | F | | | | | | | 40 | 75 | | | | | | | | 37 | M/T |
| 19-2337 | | | F | | | | | | | 47 | 83 | | | | | | | | 37 | A/T |
| 19-2714 | | | R | | | | | | | | | 136 | | | | | | | 97,5 | |
| 2.0 16V TDDi / TDCi (85 kW) Eng.D6BA, HJBA, HJBB, HJBC 10/00-3/07 | | | | | | | | | | | | | | | | | | | | |
| 19-2335 | | | F | | | | | | | 40 | 75 | | | | | | | | 37 | M/T |
| 19-2337 | | | F | | | | | | | 47 | 83 | | | | | | | | 37 | A/T |
| 19-2714 | | | R | | | | | | | | | 136 | | | | | | | 97,5 | |
| 2.0 TDCi (96 kW) Eng.FMBA, N7BA, N7BB 10/01-3/07 | | | | | | | | | | | | | | | | | | | | |
| 19-2335 | | | F | | | | | | | 40 | 75 | | | | | | | | 37 | M/T |

FORD

| METELLI ref | Spare Parts | | F/R | L/R | | | ABS | A | B | C | D | E | F | G | H | I | L | M | Fig | NOTE |
|---|-------------|--|-----|-----|--|--|-----|---|---|----|----|-----|---|---|---|---|------|---|-----|---------------------------|
| 19-2337 | | | F | | | | | | | 47 | 83 | | | | | | 37 | | | A/T |
| 19-2714 | | | R | | | | | | | | | 136 | | | | | 97,5 | | | |
| 2.2 TDCi (114 kW) Eng.QJBA, QJBB 9/04-3/07 | | | | | | | | | | | | | | | | | | | | |
| 19-2335 | | | F | | | | | | | 40 | 75 | | | | | | 37 | | | |
| 19-2714 | | | R | | | | | | | | | 136 | | | | | 97,5 | | | |
| 2.5 V6 24V (125 kW) Eng.LCBD 10/00-3/07 | | | | | | | | | | | | | | | | | | | | |
| 19-2335 | | | F | | | | | | | 40 | 75 | | | | | | 37 | | | M/T+A/T, Payload standard |
| 19-2337 | | | F | | | | | | | 47 | 83 | | | | | | 37 | | | A/T, IP |
| 19-2714 | | | R | | | | | | | | | 136 | | | | | 97,5 | | | |
| 3.0 V6 24V (150 kW) Eng.REBA 9/04-3/07 | | | | | | | | | | | | | | | | | | | | |
| 19-2335 | | | F | | | | | | | 40 | 75 | | | | | | 37 | | | |
| 19-2714 | | | R | | | | | | | | | 136 | | | | | 97,5 | | | |
| ST220 (166 kW) Eng.MEBA 4/02-3/07 | | | | | | | | | | | | | | | | | | | | |
| 19-2335 | | | F | | | | | | | 40 | 75 | | | | | | 37 | | | |
| 19-2714 | | | R | | | | | | | | | 136 | | | | | 97,5 | | | |
| Mondeo III Turnier (BWY) 10/00-3/07 | | | | | | | | | | | | | | | | | | | | |
| 1.8 16V (81 kW) Eng.CGBA, CGBB 10/00-3/07 | | | | | | | | | | | | | | | | | | | | |
| 19-2335 | | | F | | | | | | | 40 | 75 | | | | | | 37 | | | |
| 19-2714 | | | R | | | | | | | | | 136 | | | | | 97,5 | | | |
| 1.8 16V (92 kW) Eng.CHBA, CHBB 10/00-3/07 | | | | | | | | | | | | | | | | | | | | |
| 19-2335 | | | F | | | | | | | 40 | 75 | | | | | | 37 | | | |
| 19-2714 | | | R | | | | | | | | | 136 | | | | | 97,5 | | | |
| 1.8 SCi (96 kW) Eng.CFBA 6/03-3/07 | | | | | | | | | | | | | | | | | | | | |
| 19-2335 | | | F | | | | | | | 40 | 75 | | | | | | 37 | | | |
| 19-2714 | | | R | | | | | | | | | 136 | | | | | 97,5 | | | |
| 2.0 16V (107 kW) Eng.CJBA, CJBB 10/00-3/07 | | | | | | | | | | | | | | | | | | | | |
| 19-2335 | | | F | | | | | | | 40 | 75 | | | | | | 37 | | | |
| 19-2714 | | | R | | | | | | | | | 136 | | | | | 97,5 | | | |

FORD

| METELLI ref | Spare Parts | | F/R | L/R | | | ABS | A | B | C | D | E | F | G | H | I | L | M | Fig | NOTE |
|---|-------------|--|-----|-----|--|--|-----|---|---|----|----|-----|---|---|---|---|---|------|-----|---------------------------|
| 2.0 16V DI / TDDi / TDCi (66 kW) Eng.D5BA, SDBA 10/00-3/07 | | | | | | | | | | | | | | | | | | | | |
| 19-2335 | | | F | | | | | | | 40 | 75 | | | | | | | 37 | | M/T |
| 19-2337 | | | F | | | | | | | 47 | 83 | | | | | | | 37 | | A/T |
| 19-2714 | | | R | | | | | | | | | 136 | | | | | | 97,5 | | |
| 2.0 16V TDDi / TDCi (85 kW) Eng.D6BA, HJBA, HJBB, HJBC 10/00-3/07 | | | | | | | | | | | | | | | | | | | | |
| 19-2335 | | | F | | | | | | | 40 | 75 | | | | | | | 37 | | M/T |
| 19-2337 | | | F | | | | | | | 47 | 83 | | | | | | | 37 | | A/T |
| 19-2714 | | | R | | | | | | | | | 136 | | | | | | 97,5 | | |
| 2.0 TDCi (96 kW) Eng.FMBA, N7BA, N7BB 10/01-3/07 | | | | | | | | | | | | | | | | | | | | |
| 19-2335 | | | F | | | | | | | 40 | 75 | | | | | | | 37 | | M/T |
| 19-2337 | | | F | | | | | | | 47 | 83 | | | | | | | 37 | | A/T |
| 19-2714 | | | R | | | | | | | | | 136 | | | | | | 97,5 | | |
| 2.2 TDCi (110 kW) Eng.QJBC, QJBD 9/04-3/07 | | | | | | | | | | | | | | | | | | | | |
| 19-2335 | | | F | | | | | | | 40 | 75 | | | | | | | 37 | | |
| 19-2714 | | | R | | | | | | | | | 136 | | | | | | 97,5 | | |
| 2.2 TDCi (114 kW) Eng.QJBA, QJBB 9/04-3/07 | | | | | | | | | | | | | | | | | | | | |
| 19-2335 | | | F | | | | | | | 40 | 75 | | | | | | | 37 | | |
| 19-2714 | | | R | | | | | | | | | 136 | | | | | | 97,5 | | |
| 2.5 V6 24V (125 kW) Eng.LCBD 10/00-3/07 | | | | | | | | | | | | | | | | | | | | |
| 19-2335 | | | F | | | | | | | 40 | 75 | | | | | | | 37 | | M/T+A/T, Payload standard |
| 19-2337 | | | F | | | | | | | 47 | 83 | | | | | | | 37 | | A/T, IP |
| 19-2714 | | | R | | | | | | | | | 136 | | | | | | 97,5 | | |
| 3.0 V6 24V (150 kW) Eng.REBA 9/04-3/07 | | | | | | | | | | | | | | | | | | | | |
| 19-2335 | | | F | | | | | | | 40 | 75 | | | | | | | 37 | | |
| 19-2714 | | | R | | | | | | | | | 136 | | | | | | 97,5 | | |
| ST220 (166 kW) Eng.MEBA 4/02-3/07 | | | | | | | | | | | | | | | | | | | | |
| 19-2335 | | | F | | | | | | | 40 | 75 | | | | | | | 37 | | |

FORD

| METELLI ref | Spare Parts | | F/R | L/R | | | ABS | A | B | C | D | E | F | G | H | I | L | M | Fig | NOTE |
|---|-------------|-------------|-----|-----|--|--|-----|---|----|----|----|-------|---|---|---|---|------|-------|-----|------|
| 19-2714 | | | R | | | | | | | | | 136 | | | | | 97,5 | | | |
| Mondeo IV (BA7) 3/07-1/15 | | | | | | | | | | | | | | | | | | | | |
| 1.6 EcoBoost (118 kW) Eng.JTBA, JTBB 2/11-1/15 | | | | | | | | | | | | | | | | | | | | |
| 19-2807 | | | F | | | | | | 40 | | 82 | 136,5 | | | | | | 92 | | |
| 19-2808 | | | F | | | | | | | 39 | 74 | | | | | | | 40 | | -ABS |
| 19-8170 | | | R | | | | | | | | | 136 | | | | | | 157 | | |
| 1.6 TDCi (85 kW) Eng.T1BA, T1BB, T1BC 2/11-1/15 | | | | | | | | | | | | | | | | | | | | |
| 19-2807 | | | F | | | | | | 40 | | 82 | 136,5 | | | | | | 92 | | |
| 19-2808 | | | F | | | | | | | 39 | 74 | | | | | | | 40 | | -ABS |
| 19-8170 | | | R | | | | | | | | | 136 | | | | | | 157 | | |
| 1.6 Ti (81 kW) Eng.RHBA 3/07-1/15 | | | | | | | | | | | | | | | | | | | | |
| 19-2807 | | | F | | | | | | 40 | | 82 | 136,5 | | | | | | 92 | | |
| 19-2808 | | | F | | | | | | | 39 | 74 | | | | | | | 40 | | -ABS |
| 19-2921 | | 05/07-07/08 | R | | | | | | | | | 136 | | | | | | 108,5 | | |
| 19-8170 | | | R | | | | | | | | | 136 | | | | | | 157 | | |
| 1.6 Ti (88 kW) Eng.KGBA 7/10-1/15 | | | | | | | | | | | | | | | | | | | | |
| 19-2807 | | | F | | | | | | 40 | | 82 | 136,5 | | | | | | 92 | | |
| 19-2808 | | | F | | | | | | | 39 | 74 | | | | | | | 40 | | -ABS |
| 19-8170 | | | R | | | | | | | | | 136 | | | | | | 157 | | |
| 1.6 Ti (92 kW) Eng.PNBA 3/07-1/15 | | | | | | | | | | | | | | | | | | | | |
| 19-2807 | | | F | | | | | | 40 | | 82 | 136,5 | | | | | | 92 | | |
| 19-2808 | | | F | | | | | | | 39 | 74 | | | | | | | 40 | | -ABS |
| 19-2921 | | 05/07-07/08 | R | | | | | | | | | 136 | | | | | | 108,5 | | |
| 19-8170 | | | R | | | | | | | | | 136 | | | | | | 157 | | |
| 1.8 TDCi (74 kW) Eng.FFBA 3/07-1/15 | | | | | | | | | | | | | | | | | | | | |
| 19-2807 | | | F | | | | | | 40 | | 82 | 136,5 | | | | | | 92 | | |
| 19-2808 | | | F | | | | | | | 39 | 74 | | | | | | | 40 | | -ABS |
| 19-2921 | | 05/07-07/08 | R | | | | | | | | | 136 | | | | | | 108,5 | | |

FORD

| METELLI ref | Spare Parts | | F/R | L/R | | ABS | A | B | C | D | E | F | G | H | I | L | M | Fig | NOTE |
|--|-------------|-------------|-----|-----|--|-----|---|----|----|----|-------|---|---|---|---|-------|---|-----|------|
| 19-8170 | | | R | | | | | | | | 136 | | | | | 157 | | | |
| 1.8 TDCi (92 kW) Eng.KHBA, QYBA 6/07-1/15 | | | | | | | | | | | | | | | | | | | |
| 19-2807 | | | F | | | | | 40 | | 82 | 136,5 | | | | | 92 | | | |
| 19-8170 | | 07/08- | R | | | | | | | | 136 | | | | | 157 | | | |
| 2.0 (107 kW) Eng.AOBA, AOBC, TBBA, TBBB 3/07-1/15 | | | | | | | | | | | | | | | | | | | |
| 19-2807 | | | F | | | | | 40 | | 82 | 136,5 | | | | | 92 | | | |
| 19-2808 | | | F | | | | | | 39 | 74 | | | | | | 40 | | | -ABS |
| 19-2921 | | 05/07-07/08 | R | | | | | | | | 136 | | | | | 108,5 | | | |
| 19-8170 | | | R | | | | | | | | 136 | | | | | 157 | | | |
| 2.0 EcoBoost (176 kW) Eng.TPBA 7/10-1/15 | | | | | | | | | | | | | | | | | | | |
| 19-2807 | | | F | | | | | 40 | | 82 | 136,5 | | | | | 92 | | | |
| 19-2808 | | | F | | | | | | 39 | 74 | | | | | | 40 | | | -ABS |
| 19-8170 | | | R | | | | | | | | 136 | | | | | 157 | | | |
| 2.0 Flexifuel (107 kW) Eng.TBBA, TBBB 3/09-1/15 | | | | | | | | | | | | | | | | | | | |
| 19-2807 | | | F | | | | | 40 | | 82 | 136,5 | | | | | 92 | | | |
| 19-2808 | | | F | | | | | | 39 | 74 | | | | | | 40 | | | -ABS |
| 19-8170 | | | R | | | | | | | | 136 | | | | | 157 | | | |
| 2.0 LPG (107 kW) Eng.TBBA, TBBB 7/09-1/15 | | | | | | | | | | | | | | | | | | | |
| 19-2807 | | | F | | | | | 40 | | 82 | 136,5 | | | | | 92 | | | |
| 19-2808 | | | F | | | | | | 39 | 74 | | | | | | 40 | | | -ABS |
| 2.0 SCTi (149 kW) Eng.TNBA 3/10-1/15 | | | | | | | | | | | | | | | | | | | |
| 19-2807 | | | F | | | | | 40 | | 82 | 136,5 | | | | | 92 | | | |
| 19-2808 | | | F | | | | | | 39 | 74 | | | | | | 40 | | | -ABS |
| 19-8170 | | | R | | | | | | | | 136 | | | | | 157 | | | |
| 2.0 TDCi (85 kW) Eng.KLBA, LPBA, TYBA 11/07-1/15 | | | | | | | | | | | | | | | | | | | |
| 19-2807 | | | F | | | | | 40 | | 82 | 136,5 | | | | | 92 | | | |
| 19-2808 | | | F | | | | | | 39 | 74 | | | | | | 40 | | | -ABS |
| 19-2921 | | -07/08 | R | | | | | | | | 136 | | | | | 108,5 | | | |
| 19-8170 | | 07/08- | R | | | | | | | | 136 | | | | | 157 | | | |

FORD

| METELLI ref | Spare Parts | | F/R | L/R | | | ABS | A | B | C | D | E | F | G | H | I | L | M | Fig | NOTE |
|---|-------------|-------------|-----|-----|--|--|-----|---|----|----|----|-------|---|---|---|---|-------|---|-----|------|
| 2.0 TDCi (96 kW) Eng.AZBA 3/07-1/15 | | | | | | | | | | | | | | | | | | | | |
| 19-2807 | | | F | | | | | | 40 | | 82 | 136,5 | | | | | 92 | | | |
| 19-2808 | | | F | | | | | | | 39 | 74 | | | | | | 40 | | | -ABS |
| 19-2921 | | 05/07-07/08 | R | | | | | | | | | 136 | | | | | 108,5 | | | |
| 19-8170 | | | R | | | | | | | | | 136 | | | | | 157 | | | |
| 2.0 TDCi (100 kW) Eng.AZBC, UKBA, UKBB 3/07-12/14 | | | | | | | | | | | | | | | | | | | | |
| 19-2807 | | | F | | | | | | 40 | | 82 | 136,5 | | | | | 92 | | | |
| 19-2808 | | | F | | | | | | | 39 | 74 | | | | | | 40 | | | -ABS |
| 19-2921 | | 05/07-07/08 | R | | | | | | | | | 136 | | | | | 108,5 | | | |
| 19-8170 | | | R | | | | | | | | | 136 | | | | | 157 | | | |
| 2.0 TDCi (103 kW) Eng.QXBA, QXBB, UFBA, UFBB 3/07-1/15 | | | | | | | | | | | | | | | | | | | | |
| 19-2807 | | | F | | | | | | 40 | | 82 | 136,5 | | | | | 92 | | | |
| 19-2808 | | | F | | | | | | | 39 | 74 | | | | | | 40 | | | -ABS |
| 19-2921 | | 05/07-07/08 | R | | | | | | | | | 136 | | | | | 108,5 | | | |
| 19-8170 | | | R | | | | | | | | | 136 | | | | | 157 | | | |
| 2.0 TDCi (120 kW) Eng.TXBA, TXBB 3/10-1/15 | | | | | | | | | | | | | | | | | | | | |
| 19-2807 | | | F | | | | | | 40 | | 82 | 136,5 | | | | | 92 | | | |
| 19-2808 | | | F | | | | | | | 39 | 74 | | | | | | 40 | | | -ABS |
| 19-8170 | | | R | | | | | | | | | 136 | | | | | 157 | | | |
| 2.2 TDCi (129 kW) Eng.Q4BA 3/08-10/10 | | | | | | | | | | | | | | | | | | | | |
| 19-2807 | | | F | | | | | | 40 | | 82 | 136,5 | | | | | 92 | | | |
| 19-2808 | | | F | | | | | | | 39 | 74 | | | | | | 40 | | | -ABS |
| 19-2921 | | -07/08 | R | | | | | | | | | 136 | | | | | 108,5 | | | |
| 19-8170 | | 07/08- | R | | | | | | | | | 136 | | | | | 157 | | | |
| 2.2 TDCi (147 kW) Eng.KNBA 7/10-1/15 | | | | | | | | | | | | | | | | | | | | |
| 19-2807 | | | F | | | | | | 40 | | 82 | 136,5 | | | | | 92 | | | |
| 19-2808 | | | F | | | | | | | 39 | 74 | | | | | | 40 | | | -ABS |
| 19-8170 | | | R | | | | | | | | | 136 | | | | | 157 | | | |

FORD

| METELLI ref | Spare Parts | | F/R | L/R | | | ABS | A | B | C | D | E | F | G | H | I | L | M | Fig | NOTE |
|--|-------------|-------------|-----|-----|--|--|-----|---|----|----|----|-------|---|---|---|---|---|-------|-----|------|
| 2.3 (118 kW) Eng.SEBA 7/07-1/15 | | | | | | | | | | | | | | | | | | | | |
| 19-2807 | | | F | | | | | | 40 | | 82 | 136,5 | | | | | | 92 | | |
| 19-2808 | | | F | | | | | | | 39 | 74 | | | | | | | 40 | | -ABS |
| 19-2921 | | -07/08 | R | | | | | | | | | 136 | | | | | | 108,5 | | |
| 19-8170 | | 07/08- | R | | | | | | | | | 136 | | | | | | 157 | | |
| 2.5 (162 kW) Eng.HUBA 3/07-1/15 | | | | | | | | | | | | | | | | | | | | |
| 19-2807 | | | F | | | | | | 40 | | 82 | 136,5 | | | | | | 92 | | |
| 19-2808 | | | F | | | | | | | 39 | 74 | | | | | | | 40 | | -ABS |
| 19-2921 | | 05/07-07/08 | R | | | | | | | | | 136 | | | | | | 108,5 | | |
| 19-8170 | | | R | | | | | | | | | 136 | | | | | | 157 | | |
| Mondeo IV Sedan (BA7) 3/07-1/15 | | | | | | | | | | | | | | | | | | | | |
| 1.6 EcoBoost (118 kW) Eng.JTBA, JTBB 11/10-1/15 | | | | | | | | | | | | | | | | | | | | |
| 19-2807 | | | F | | | | | | 40 | | 82 | 136,5 | | | | | | 92 | | |
| 19-8170 | | | R | | | | | | | | | 136 | | | | | | 157 | | |
| 1.6 TDCi (85 kW) Eng.T1BA, T1BB, T1BC 12/10-1/15 | | | | | | | | | | | | | | | | | | | | |
| 19-2807 | | | F | | | | | | 40 | | 82 | 136,5 | | | | | | 92 | | |
| 19-8170 | | | R | | | | | | | | | 136 | | | | | | 157 | | |
| 1.6 Ti (81 kW) Eng.RHBA 3/07-1/15 | | | | | | | | | | | | | | | | | | | | |
| 19-2807 | | | F | | | | | | 40 | | 82 | 136,5 | | | | | | 92 | | |
| 19-8170 | | | R | | | | | | | | | 136 | | | | | | 157 | | |
| 1.6 Ti (88 kW) Eng.KGBA 3/10-1/15 | | | | | | | | | | | | | | | | | | | | |
| 19-2807 | | | F | | | | | | 40 | | 82 | 136,5 | | | | | | 92 | | |
| 19-8170 | | | R | | | | | | | | | 136 | | | | | | 157 | | |
| 1.6 Ti (92 kW) Eng.PNBA 3/07-1/15 | | | | | | | | | | | | | | | | | | | | |
| 19-2807 | | | F | | | | | | 40 | | 82 | 136,5 | | | | | | 92 | | |
| 19-2808 | | | F | | | | | | | 39 | 74 | | | | | | | 40 | | -ABS |
| 19-2921 | | 05/07-07/08 | R | | | | | | | | | 136 | | | | | | 108,5 | | |
| 19-8170 | | | R | | | | | | | | | 136 | | | | | | 157 | | |

FORD

| METELLI ref | Spare Parts | | F/R | L/R | | | ABS | A | B | C | D | E | F | G | H | I | L | M | Fig | NOTE |
|--|-------------|-------------|-----|-----|--|--|-----|---|----|----|----|-------|---|---|---|---|---|-------|-----|------|
| 1.8 TDCi (74 kW) Eng.FFBA 3/07-1/15 | | | | | | | | | | | | | | | | | | | | |
| 19-2807 | | | F | | | | | | 40 | | 82 | 136,5 | | | | | | 92 | | |
| 19-2808 | | | F | | | | | | | 39 | 74 | | | | | | | 40 | | -ABS |
| 19-2921 | | 05/07-07/08 | R | | | | | | | | | 136 | | | | | | 108,5 | | |
| 19-8170 | | | R | | | | | | | | | 136 | | | | | | 157 | | |
| 1.8 TDCi (92 kW) Eng.KHBA, QYBA 6/07-1/15 | | | | | | | | | | | | | | | | | | | | |
| 19-2807 | | | F | | | | | | 40 | | 82 | 136,5 | | | | | | 92 | | |
| 19-8170 | | 07/08- | R | | | | | | | | | 136 | | | | | | 157 | | |
| 2.0 (107 kW) Eng.AOBA, AOBC, TBBA, TBBB 3/07-1/15 | | | | | | | | | | | | | | | | | | | | |
| 19-2807 | | | F | | | | | | 40 | | 82 | 136,5 | | | | | | 92 | | |
| 19-2808 | | | F | | | | | | | 39 | 74 | | | | | | | 40 | | -ABS |
| 19-2921 | | 05/07-07/08 | R | | | | | | | | | 136 | | | | | | 108,5 | | |
| 19-8170 | | | R | | | | | | | | | 136 | | | | | | 157 | | |
| 2.0 EcoBoost (176 kW) Eng.TPBA 3/10-9/14 | | | | | | | | | | | | | | | | | | | | |
| 19-2807 | | | F | | | | | | 40 | | 82 | 136,5 | | | | | | 92 | | |
| 19-8170 | | | R | | | | | | | | | 136 | | | | | | 157 | | |
| 2.0 Flexifuel (107 kW) Eng.TBBA, TBBB 3/09-1/15 | | | | | | | | | | | | | | | | | | | | |
| 19-2807 | | | F | | | | | | 40 | | 82 | 136,5 | | | | | | 92 | | |
| 19-2808 | | | F | | | | | | | 39 | 74 | | | | | | | 40 | | -ABS |
| 19-8170 | | | R | | | | | | | | | 136 | | | | | | 157 | | |
| 2.0 LPG (107 kW) Eng.TBBA 7/09-1/15 | | | | | | | | | | | | | | | | | | | | |
| 19-2807 | | | F | | | | | | 40 | | 82 | 136,5 | | | | | | 92 | | |
| 19-2808 | | | F | | | | | | | 39 | 74 | | | | | | | 40 | | -ABS |
| 19-8170 | | | R | | | | | | | | | 136 | | | | | | 157 | | |
| 2.0 SCTI (149 kW) Eng.TNBA 3/10-1/15 | | | | | | | | | | | | | | | | | | | | |
| 19-2807 | | | F | | | | | | 40 | | 82 | 136,5 | | | | | | 92 | | |
| 19-8170 | | | R | | | | | | | | | 136 | | | | | | 157 | | |
| 2.0 TDCi (85 kW) Eng.KLBA, LPBA, TYBA 11/07-1/15 | | | | | | | | | | | | | | | | | | | | |
| 19-2807 | | | F | | | | | | 40 | | 82 | 136,5 | | | | | | 92 | | |

FORD

| METELLI ref | Spare Parts | | F/R | L/R | | ABS | A | B | C | D | E | F | G | H | I | L | M | Fig | NOTE |
|---|-------------|-------------|-----|-----|--|-----|---|----|----|----|-------|---|---|---|---|-------|---|-----|------|
| 19-2808 | | | F | | | | | | 39 | 74 | | | | | | 40 | | | -ABS |
| 19-2921 | | -07/08 | R | | | | | | | | 136 | | | | | 108,5 | | | |
| 19-8170 | | 07/08- | R | | | | | | | | 136 | | | | | 157 | | | |
| 2.0 TDCi (96 kW) Eng.AZBA 3/07-1/15 | | | | | | | | | | | | | | | | | | | |
| 19-2807 | | | F | | | | | 40 | | 82 | 136,5 | | | | | 92 | | | |
| 19-2808 | | | F | | | | | | 39 | 74 | | | | | | 40 | | | -ABS |
| 19-2921 | | 05/07-07/08 | R | | | | | | | | 136 | | | | | 108,5 | | | |
| 19-8170 | | | R | | | | | | | | 136 | | | | | 157 | | | |
| 2.0 TDCi (100 kW) Eng.AZBC, UKBA, UKBB 8/08-12/14 | | | | | | | | | | | | | | | | | | | |
| 19-2807 | | | F | | | | | 40 | | 82 | 136,5 | | | | | 92 | | | |
| 19-8170 | | | R | | | | | | | | 136 | | | | | 157 | | | |
| 2.0 TDCi (103 kW) Eng.QXBA, QXBB, UFBA, UFBB 3/07-1/15 | | | | | | | | | | | | | | | | | | | |
| 19-2807 | | | F | | | | | 40 | | 82 | 136,5 | | | | | 92 | | | |
| 19-2808 | | | F | | | | | | 39 | 74 | | | | | | 40 | | | -ABS |
| 19-2921 | | 05/07-07/08 | R | | | | | | | | 136 | | | | | 108,5 | | | |
| 19-8170 | | | R | | | | | | | | 136 | | | | | 157 | | | |
| 2.0 TDCi (120 kW) Eng.TXBA, TXBB 3/10-1/15 | | | | | | | | | | | | | | | | | | | |
| 19-2807 | | | F | | | | | 40 | | 82 | 136,5 | | | | | 92 | | | |
| 19-8170 | | | R | | | | | | | | 136 | | | | | 157 | | | |
| 2.2 TDCi (129 kW) Eng.Q4BA 3/08-10/10 | | | | | | | | | | | | | | | | | | | |
| 19-2807 | | | F | | | | | 40 | | 82 | 136,5 | | | | | 92 | | | |
| 19-2808 | | | F | | | | | | 39 | 74 | | | | | | 40 | | | -ABS |
| 19-2921 | | -07/08 | R | | | | | | | | 136 | | | | | 108,5 | | | |
| 19-8170 | | 07/08- | R | | | | | | | | 136 | | | | | 157 | | | |
| 2.2 TDCi (147 kW) Eng.KNBA 10/10-1/15 | | | | | | | | | | | | | | | | | | | |
| 19-2807 | | | F | | | | | 40 | | 82 | 136,5 | | | | | 92 | | | |
| 19-8170 | | | R | | | | | | | | 136 | | | | | 157 | | | |
| 2.3 (118 kW) Eng.SEBA 7/07-1/15 | | | | | | | | | | | | | | | | | | | |
| 19-2807 | | | F | | | | | 40 | | 82 | 136,5 | | | | | 92 | | | |

FORD

| METELLI ref | Spare Parts | | F/R | L/R | | | ABS | A | B | C | D | E | F | G | H | I | L | M | Fig | NOTE |
|---|-------------|-------------|-----|-----|--|--|-----|---|----|----|----|-------|---|---|---|---|-------|---|-----|------|
| 19-2808 | | | F | | | | | | | 39 | 74 | | | | | | 40 | | | -ABS |
| 19-2921 | | -07/08 | R | | | | | | | | | 136 | | | | | 108,5 | | | |
| 19-8170 | | 07/08- | R | | | | | | | | | 136 | | | | | 157 | | | |
| 2.5 (162 kW) Eng.HUBA 3/07-1/15 | | | | | | | | | | | | | | | | | | | | |
| 19-2807 | | | F | | | | | | 40 | | 82 | 136,5 | | | | | 92 | | | |
| 19-2808 | | | F | | | | | | | 39 | 74 | | | | | | 40 | | | -ABS |
| 19-2921 | | 05/07-07/08 | R | | | | | | | | | 136 | | | | | 108,5 | | | |
| 19-8170 | | | R | | | | | | | | | 136 | | | | | 157 | | | |
| Mondeo IV Turnier (BA7) 3/07-1/15 | | | | | | | | | | | | | | | | | | | | |
| 1.6 EcoBoost (118 kW) Eng.JTBA, JTBB 2/11-1/15 | | | | | | | | | | | | | | | | | | | | |
| 19-2807 | | | F | | | | | | 40 | | 82 | 136,5 | | | | | 92 | | | |
| 19-2808 | | | F | | | | | | | 39 | 74 | | | | | | 40 | | | -ABS |
| 19-8170 | | | R | | | | | | | | | 136 | | | | | 157 | | | |
| 1.6 TDCi (85 kW) Eng.T1BA, T1BB, T1BC 2/11-1/15 | | | | | | | | | | | | | | | | | | | | |
| 19-2807 | | | F | | | | | | 40 | | 82 | 136,5 | | | | | 92 | | | |
| 19-2808 | | | F | | | | | | | 39 | 74 | | | | | | 40 | | | -ABS |
| 19-8170 | | | R | | | | | | | | | 136 | | | | | 157 | | | |
| 1.6 Ti (81 kW) Eng.RHBA 3/07-12/12 | | | | | | | | | | | | | | | | | | | | |
| 19-2807 | | | F | | | | | | 40 | | 82 | 136,5 | | | | | 92 | | | |
| 19-2808 | | | F | | | | | | | 39 | 74 | | | | | | 40 | | | -ABS |
| 19-2921 | | 05/07-07/08 | R | | | | | | | | | 136 | | | | | 108,5 | | | |
| 19-8170 | | | R | | | | | | | | | 136 | | | | | 157 | | | |
| 1.6 Ti (88 kW) Eng.KGBA 7/10-1/15 | | | | | | | | | | | | | | | | | | | | |
| 19-2807 | | | F | | | | | | 40 | | 82 | 136,5 | | | | | 92 | | | |
| 19-2808 | | | F | | | | | | | 39 | 74 | | | | | | 40 | | | -ABS |
| 19-8170 | | | R | | | | | | | | | 136 | | | | | 157 | | | |
| 1.6 Ti (92 kW) Eng.PNBA 3/07-12/10 | | | | | | | | | | | | | | | | | | | | |
| 19-2807 | | | F | | | | | | 40 | | 82 | 136,5 | | | | | 92 | | | |

FORD

| METELLI ref | Spare Parts | | F/R | L/R | | ABS | A | B | C | D | E | F | G | H | I | L | M | Fig | NOTE |
|--|-------------|-------------|-----|-----|--|-----|---|----|----|----|-------|---|---|---|---|-------|---|-----|------|
| 19-2808 | | | F | | | | | | 39 | 74 | | | | | | 40 | | | -ABS |
| 19-2921 | | 05/07-07/08 | R | | | | | | | | 136 | | | | | 108,5 | | | |
| 19-8170 | | | R | | | | | | | | 136 | | | | | 157 | | | |
| 1.8 TDCi (74 kW) Eng.FFBA 3/07-12/12 | | | | | | | | | | | | | | | | | | | |
| 19-2807 | | | F | | | | | 40 | | 82 | 136,5 | | | | | 92 | | | |
| 19-2808 | | | F | | | | | | 39 | 74 | | | | | | 40 | | | -ABS |
| 19-2921 | | 05/07-07/08 | R | | | | | | | | 136 | | | | | 108,5 | | | |
| 19-8170 | | | R | | | | | | | | 136 | | | | | 157 | | | |
| 1.8 TDCi (92 kW) Eng.KHBA, QYBA 6/07-12/12 | | | | | | | | | | | | | | | | | | | |
| 19-2807 | | | F | | | | | 40 | | 82 | 136,5 | | | | | 92 | | | |
| 19-8170 | | 07/08- | R | | | | | | | | 136 | | | | | 157 | | | |
| 2.0 (107 kW) Eng.AOBA, AOBC, TBBA, TBBB 3/07-1/15 | | | | | | | | | | | | | | | | | | | |
| 19-2807 | | | F | | | | | 40 | | 82 | 136,5 | | | | | 92 | | | |
| 19-2808 | | | F | | | | | | 39 | 74 | | | | | | 40 | | | -ABS |
| 19-2921 | | 05/07-07/08 | R | | | | | | | | 136 | | | | | 108,5 | | | |
| 19-8170 | | | R | | | | | | | | 136 | | | | | 157 | | | |
| 2.0 EcoBoost (176 kW) Eng.TPBA 7/10-1/15 | | | | | | | | | | | | | | | | | | | |
| 19-2807 | | | F | | | | | 40 | | 82 | 136,5 | | | | | 92 | | | |
| 19-2808 | | | F | | | | | | 39 | 74 | | | | | | 40 | | | -ABS |
| 19-8170 | | | R | | | | | | | | 136 | | | | | 157 | | | |
| 2.0 Flexifuel (107 kW) Eng.TBBA, TBBB 3/09-1/15 | | | | | | | | | | | | | | | | | | | |
| 19-2807 | | | F | | | | | 40 | | 82 | 136,5 | | | | | 92 | | | |
| 19-2808 | | | F | | | | | | 39 | 74 | | | | | | 40 | | | -ABS |
| 19-8170 | | | R | | | | | | | | 136 | | | | | 157 | | | |
| 2.0 LPG (107 kW) Eng.TBBA, TBBB 7/09-1/15 | | | | | | | | | | | | | | | | | | | |
| 19-2807 | | | F | | | | | 40 | | 82 | 136,5 | | | | | 92 | | | |
| 19-2808 | | | F | | | | | | 39 | 74 | | | | | | 40 | | | -ABS |
| 19-8170 | | | R | | | | | | | | 136 | | | | | 157 | | | |

FORD

| METELLI ref | Spare Parts | | F/R | L/R | | | ABS | A | B | C | D | E | F | G | H | I | L | M | Fig | NOTE |
|---|-------------|-------------|-----|-----|--|--|-----|---|----|----|----|-------|---|---|---|---|---|-------|-----|------|
| 2.0 SCTi (149 kW) Eng.TNBA 3/10-1/15 | | | | | | | | | | | | | | | | | | | | |
| 19-2807 | | | F | | | | | | 40 | | 82 | 136,5 | | | | | | 92 | | |
| 19-2808 | | | F | | | | | | | 39 | 74 | | | | | | | 40 | | -ABS |
| 19-8170 | | | R | | | | | | | | | 136 | | | | | | 157 | | |
| 2.0 TDCi (85 kW) Eng.KLBA, LPBA, TYBA 11/07-1/15 | | | | | | | | | | | | | | | | | | | | |
| 19-2807 | | | F | | | | | | 40 | | 82 | 136,5 | | | | | | 92 | | |
| 19-2808 | | | F | | | | | | | 39 | 74 | | | | | | | 40 | | -ABS |
| 19-2921 | | -07/08 | R | | | | | | | | | 136 | | | | | | 108,5 | | |
| 19-8170 | | 07/08- | R | | | | | | | | | 136 | | | | | | 157 | | |
| 2.0 TDCi (96 kW) Eng.AZBA 3/07-12/12 | | | | | | | | | | | | | | | | | | | | |
| 19-2807 | | | F | | | | | | 40 | | 82 | 136,5 | | | | | | 92 | | |
| 19-2808 | | | F | | | | | | | 39 | 74 | | | | | | | 40 | | -ABS |
| 19-2921 | | 05/07-07/08 | R | | | | | | | | | 136 | | | | | | 108,5 | | |
| 19-8170 | | | R | | | | | | | | | 136 | | | | | | 157 | | |
| 2.0 TDCi (100 kW) Eng.AZBC, UKBA, UKBB 3/07-12/14 | | | | | | | | | | | | | | | | | | | | |
| 19-2807 | | | F | | | | | | 40 | | 82 | 136,5 | | | | | | 92 | | |
| 19-2808 | | | F | | | | | | | 39 | 74 | | | | | | | 40 | | -ABS |
| 19-2921 | | 05/07-07/08 | R | | | | | | | | | 136 | | | | | | 108,5 | | |
| 19-8170 | | | R | | | | | | | | | 136 | | | | | | 157 | | |
| 2.0 TDCi (103 kW) Eng.QXBA, QXBB, UFBA, UFBB 3/07-1/15 | | | | | | | | | | | | | | | | | | | | |
| 19-2807 | | | F | | | | | | 40 | | 82 | 136,5 | | | | | | 92 | | |
| 19-2808 | | | F | | | | | | | 39 | 74 | | | | | | | 40 | | -ABS |
| 19-2921 | | 05/07-07/08 | R | | | | | | | | | 136 | | | | | | 108,5 | | |
| 19-8170 | | | R | | | | | | | | | 136 | | | | | | 157 | | |
| 2.0 TDCi (120 kW) Eng.TXBA, TXBB 3/10-1/15 | | | | | | | | | | | | | | | | | | | | |
| 19-2807 | | | F | | | | | | 40 | | 82 | 136,5 | | | | | | 92 | | |
| 19-2808 | | | F | | | | | | | 39 | 74 | | | | | | | 40 | | -ABS |
| 19-8170 | | | R | | | | | | | | | 136 | | | | | | 157 | | |

FORD

| METELLI ref | Spare Parts | | F/R | L/R | | | ABS | A | B | C | D | E | F | G | H | I | L | M | Fig | NOTE |
|--|-------------|-------------|-----|-----|--|--|-----|---|----|-------|-------|-------|---|---|---|---|---|-------|-----|------|
| 2.2 TDCi (129 kW) Eng.Q4BA 3/08-10/10 | | | | | | | | | | | | | | | | | | | | |
| 19-2807 | | | F | | | | | | 40 | | 82 | 136,5 | | | | | | 92 | | |
| 19-2808 | | | F | | | | | | | 39 | 74 | | | | | | | 40 | | -ABS |
| 19-2921 | | -07/08 | R | | | | | | | | | 136 | | | | | | 108,5 | | |
| 19-8170 | | 07/08- | R | | | | | | | | | 136 | | | | | | 157 | | |
| 2.2 TDCi (147 kW) Eng.KNBA 7/10-1/15 | | | | | | | | | | | | | | | | | | | | |
| 19-2807 | | | F | | | | | | 40 | | 82 | 136,5 | | | | | | 92 | | |
| 19-2808 | | | F | | | | | | | 39 | 74 | | | | | | | 40 | | -ABS |
| 19-8170 | | | R | | | | | | | | | 136 | | | | | | 157 | | |
| 2.3 (118 kW) Eng.SEBA 7/07-1/15 | | | | | | | | | | | | | | | | | | | | |
| 19-2807 | | | F | | | | | | 40 | | 82 | 136,5 | | | | | | 92 | | |
| 19-2808 | | | F | | | | | | | 39 | 74 | | | | | | | 40 | | -ABS |
| 19-2921 | | -07/08 | R | | | | | | | | | 136 | | | | | | 108,5 | | |
| 19-8170 | | 07/08- | R | | | | | | | | | 136 | | | | | | 157 | | |
| 2.5 (162 kW) Eng.HUBA 3/07-12/12 | | | | | | | | | | | | | | | | | | | | |
| 19-2807 | | | F | | | | | | 40 | | 82 | 136,5 | | | | | | 92 | | |
| 19-2808 | | | F | | | | | | | 39 | 74 | | | | | | | 40 | | -ABS |
| 19-2921 | | 05/07-07/08 | R | | | | | | | | | 136 | | | | | | 108,5 | | |
| 19-8170 | | | R | | | | | | | | | 136 | | | | | | 157 | | |
| Orion I (AFD) 7/83-3/86 | | | | | | | | | | | | | | | | | | | | |
| 1.3 (51 kW) Eng.JPA 7/83-3/86 | | | | | | | | | | | | | | | | | | | | |
| 19-2136 | | | R | | | | | | | 17,46 | 50,29 | | | | | | | 14,61 | | |
| 19-2141 | | -12/85 | F | | | | | | | 35 | 60 | | | | | | | 18,46 | | |
| 1.6 (58 kW) Eng.LP1, LPA 7/83-3/86 | | | | | | | | | | | | | | | | | | | | |
| 19-2136 | | | R | | | | | | | 17,46 | 50,29 | | | | | | | 14,61 | | |
| 19-2141 | | | F | | | | | | | 35 | 60 | | | | | | | 18,46 | | |
| 1.6 D (40 kW) Eng.LTA 2/84-3/86 | | | | | | | | | | | | | | | | | | | | |
| 19-2136 | | | R | | | | | | | 17,46 | 50,29 | | | | | | | 14,61 | | |

FORD

| METELLI ref | Spare Parts | | F/R | L/R | | | ABS | A | B | C | D | E | F | G | H | I | L | M | Fig | NOTE |
|---|-------------|--------|-----|-----|--|--|-----|---|---|-------|-------|---|---|---|---|---|-------|---|-----|------|
| 19-2141 | | | F | | | | | | | 35 | 60 | | | | | | 18,46 | | | |
| 1.6 i (77 kW) Eng.LR1, LRA 7/83-3/86 | | | | | | | | | | | | | | | | | | | | |
| 19-2136 | | | R | | | | | | | 17,46 | 50,29 | | | | | | 14,61 | | | |
| 19-2141 | | | F | | | | | | | 35 | 60 | | | | | | 18,46 | | | |
| Orion II (AFF) 12/85-7/90 | | | | | | | | | | | | | | | | | | | | |
| 1.3 (44 kW) Eng.JBB, JLA (-03.89), JLB 12/85-7/90 | | | | | | | | | | | | | | | | | | | | |
| 19-2136 | | | R | | | | | | | 17,46 | 50,29 | | | | | | 14,61 | | | |
| 19-2141 | | -12/85 | F | | | | | | | 35 | 60 | | | | | | 18,46 | | | |
| 1.3 (51 kW) Eng.JPA 11/86-7/88 | | | | | | | | | | | | | | | | | | | | |
| 19-2136 | | | R | | | | | | | 17,46 | 50,29 | | | | | | 14,61 | | | |
| 1.4 (52 kW) Eng.FUAA 3/86-7/90 | | | | | | | | | | | | | | | | | | | | |
| 19-2136 | | | R | | | | | | | 17,46 | 50,29 | | | | | | 14,61 | | | |
| 19-2141 | | | F | | | | | | | 35 | 60 | | | | | | 18,46 | | | |
| 1.4 (54 kW) Eng.FUC 1/86-7/90 | | | | | | | | | | | | | | | | | | | | |
| 19-2136 | | | R | | | | | | | 17,46 | 50,29 | | | | | | 14,61 | | | |
| 19-2141 | | | F | | | | | | | 35 | 60 | | | | | | 18,46 | | | |
| 1.4 (55 kW) Eng.FUA 12/85-7/90 | | | | | | | | | | | | | | | | | | | | |
| 19-2136 | | | R | | | | | | | 17,46 | 50,29 | | | | | | 14,61 | | | |
| 19-2141 | | | F | | | | | | | 35 | 60 | | | | | | 18,46 | | | |
| 1.4 Cat (54 kW) Eng.F6B, F6D 2/87-7/90 | | | | | | | | | | | | | | | | | | | | |
| 19-2136 | | | R | | | | | | | 17,46 | 50,29 | | | | | | 14,61 | | | |
| 19-2141 | | | F | | | | | | | 35 | 60 | | | | | | 18,46 | | | |
| 1.6 (66 kW) Eng.LUC 12/85-7/90 | | | | | | | | | | | | | | | | | | | | |
| 19-2136 | | | R | | | | | | | 17,46 | 50,29 | | | | | | 14,61 | | | |
| 19-2141 | | | F | | | | | | | 35 | 60 | | | | | | 18,46 | | | |
| 1.6 D (40 kW) Eng.LTC 12/85-1/89 | | | | | | | | | | | | | | | | | | | | |
| 19-2136 | | | R | | | | | | | 17,46 | 50,29 | | | | | | 14,61 | | | |
| 19-2141 | | | F | | | | | | | 35 | 60 | | | | | | 18,46 | | | |

FORD

| METELLI ref | Spare Parts | | F/R | L/R | | | ABS | A | B | C | D | E | F | G | H | I | L | M | Fig | NOTE |
|--|-------------|--------|-----|-----|--|--|-----|---|---|-------|-------|---|---|---|---|---|---|---|-------|---------------|
| 1.6 i (75 kW) Eng.LJB 2/86-7/90 | | | | | | | | | | | | | | | | | | | | |
| 19-2136 | | | R | | | | | | | 17,46 | 50,29 | | | | | | | | 14,61 | |
| 19-2141 | | | F | | | | | | | 35 | 60 | | | | | | | | 18,46 | |
| 1.6 i (77 kW) Eng.LRB 3/86-7/90 | | | | | | | | | | | | | | | | | | | | |
| 19-2136 | | | R | | | | | | | 17,46 | 50,29 | | | | | | | | 14,61 | |
| 19-2141 | | | F | | | | | | | 35 | 60 | | | | | | | | 18,46 | |
| 1.6 i Cat (66 kW) Eng.L4B 3/86-7/90 | | | | | | | | | | | | | | | | | | | | |
| 19-2136 | | | R | | | | | | | 17,46 | 50,29 | | | | | | | | 14,61 | |
| 19-2141 | | | F | | | | | | | 35 | 60 | | | | | | | | 18,46 | |
| 1.8 D (44 kW) Eng.RTA, RTB 1/89-7/90 | | | | | | | | | | | | | | | | | | | | |
| 19-2136 | | | R | | | | | | | 17,46 | 50,29 | | | | | | | | 14,61 | |
| 19-2141 | | | F | | | | | | | 35 | 60 | | | | | | | | 18,46 | |
| Orion III (GAL) 7/90-10/94 | | | | | | | | | | | | | | | | | | | | |
| 1.3 (44 kW) Eng.J4B, J6A 7/90-12/93 | | | | | | | | | | | | | | | | | | | | |
| 19-2154 | | 10/91- | F | | | | | | | 39 | 72 | | | | | | | | 37 | |
| 19-2549 | | | R | | | | | | | 29 | 50,29 | | | | | | | | 17,52 | w/o Nut |
| 1.4 (52 kW) Eng.F6F, F6G 7/90-12/93 | | | | | | | | | | | | | | | | | | | | |
| 19-2154 | | | F | | | | | | | 39 | 72 | | | | | | | | 37 | +ABS, M/T+A/T |
| 19-2549 | | | R | | | | | | | 29 | 50,29 | | | | | | | | 17,52 | w/o Nut |
| 1.4 (54 kW) Eng.FUH 7/90-12/93 | | | | | | | | | | | | | | | | | | | | |
| 19-2154 | | | F | | | | | | | 39 | 72 | | | | | | | | 37 | +ABS, M/T+A/T |
| 19-2549 | | | R | | | | | | | 29 | 50,29 | | | | | | | | 17,52 | w/o Nut |
| 1.6 (66 kW) Eng.LUJ, LUK 7/90-12/92 | | | | | | | | | | | | | | | | | | | | |
| 19-2154 | | | F | | | | | | | 39 | 72 | | | | | | | | 37 | +ABS, M/T+A/T |
| 19-2549 | | | R | | | | | | | 29 | 50,29 | | | | | | | | 17,52 | w/o Nut |
| 1.6 i (77 kW) Eng.LJF 7/90-9/92 | | | | | | | | | | | | | | | | | | | | |
| 19-2154 | | | F | | | | | | | 39 | 72 | | | | | | | | 37 | +ABS, M/T+A/T |
| 19-2549 | | | R | | | | | | | 29 | 50,29 | | | | | | | | 17,52 | w/o Nut |

FORD

| METELLI ref | Spare Parts | | F/R | L/R | | | ABS | A | B | C | D | E | F | G | H | I | L | M | Fig | NOTE |
|---|-------------|--|-----|-----|--|--|-----|---|---|----|-------|---|---|---|---|---|---|-------|-----|----------|
| 1.6 i 16V (66 kW) Eng.L1E 7/92-12/93 | | | | | | | | | | | | | | | | | | | | |
| 19-2154 | | | F | | | | | | | 39 | 72 | | | | | | | 37 | | |
| 19-2549 | | | R | | | | | | | 29 | 50,29 | | | | | | | 17,52 | | w/o Nut |
| 1.8 D (44 kW) Eng.RTE, RTF, RTH 11/90-12/93 | | | | | | | | | | | | | | | | | | | | |
| 19-2154 | | | F | | | | | | | 39 | 72 | | | | | | | 37 | | |
| 19-2549 | | | R | | | | | | | 29 | 50,29 | | | | | | | 17,52 | | w/o Nut |
| 1.8 i 16V (77 kW) Eng.RDA 2/92-12/93 | | | | | | | | | | | | | | | | | | | | |
| 19-2154 | | | F | | | | | | | 39 | 72 | | | | | | | 37 | | |
| 19-2549 | | | R | | | | | | | 29 | 50,29 | | | | | | | 17,52 | | w/o Nut |
| 1.8 i 16V (96 kW) Eng.RQB 1/92-12/93 | | | | | | | | | | | | | | | | | | | | |
| 19-2154 | | | F | | | | | | | 39 | 72 | | | | | | | 37 | | |
| 19-2549 | | | R | | | | | | | 29 | 50,29 | | | | | | | 17,52 | | w/o Nut |
| 1.8 TD (66 kW) Eng.RFD, RFK 3/92-12/93 | | | | | | | | | | | | | | | | | | | | |
| 19-2154 | | | F | | | | | | | 39 | 72 | | | | | | | 37 | | |
| 19-2549 | | | R | | | | | | | 29 | 50,29 | | | | | | | 17,52 | | w/o Nut |
| Puma I (EC_) 3/97-6/02 | | | | | | | | | | | | | | | | | | | | |
| 1.4 16V (66 kW) Eng.FHD, FHF 11/97-10/00 | | | | | | | | | | | | | | | | | | | | |
| 19-2154 | | | F | | | | | | | 39 | 72 | | | | | | | 37 | | |
| 19-2719 | | | R | | | | | | | 29 | 50,29 | | | | | | | 17,52 | | with Nut |
| 1.6 16V (76 kW) Eng.L1W 8/00-6/02 | | | | | | | | | | | | | | | | | | | | |
| 19-2154 | | | F | | | | | | | 39 | 72 | | | | | | | 37 | | |
| 19-2719 | | | R | | | | | | | 29 | 50,29 | | | | | | | 17,52 | | with Nut |
| 1.7 16V (92 kW) Eng.MHA (03.97-), MHB 3/97-6/02 | | | | | | | | | | | | | | | | | | | | |
| 19-2154 | | | F | | | | | | | 39 | 72 | | | | | | | 37 | | |
| 19-2719 | | | R | | | | | | | 29 | 50,29 | | | | | | | 17,52 | | with Nut |
| Racing ST 160 (114 kW) Eng.MHA 6/99-6/02 | | | | | | | | | | | | | | | | | | | | |
| 19-2154 | | | F | | | | | | | 39 | 72 | | | | | | | 37 | | |

FORD

| METELLI ref | Spare Parts | | F/R | L/R | | | ABS | A | B | C | D | E | F | G | H | I | L | M | Fig | NOTE |
|--|-------------|--|-----|-----|--|--|-----|---|----|----|----|-------|---|---|---|---|-------|---|-----|------|
| 19-2920 | | | R | | | | | | 26 | | | 136 | | | | | 108,5 | | | |
| 2.0 TDCi (85 kW) Eng.KLWA, TYWA 11/07-12/14 | | | | | | | | | | | | | | | | | | | | |
| 19-2806 | | | F | | | | | | | 31 | 82 | 109,5 | | | | | 87 | | | |
| 19-2920 | | | R | | | | | | 26 | | | 136 | | | | | 108,5 | | | |
| 2.0 TDCi (96 kW) Eng.AZWA 5/06-12/14 | | | | | | | | | | | | | | | | | | | | |
| 19-2806 | | | F | | | | | | | 31 | 82 | 109,5 | | | | | 87 | | | |
| 19-2920 | | | R | | | | | | 26 | | | 136 | | | | | 108,5 | | | |
| 2.0 TDCi (100 kW) Eng.AZWC, UKWA 5/06-12/14 | | | | | | | | | | | | | | | | | | | | |
| 19-2806 | | | F | | | | | | | 31 | 82 | 109,5 | | | | | 87 | | | |
| 19-2920 | | | R | | | | | | 26 | | | 136 | | | | | 108,5 | | | |
| 2.0 TDCi (103 kW) Eng.QXWA, QXWB, QXWC, UFWA 5/06-12/14 | | | | | | | | | | | | | | | | | | | | |
| 19-2806 | | | F | | | | | | | 31 | 82 | 109,5 | | | | | 87 | | | |
| 19-2920 | | | R | | | | | | 26 | | | 136 | | | | | 108,5 | | | |
| 2.0 TDCi (120 kW) Eng.TXWA 3/10-12/14 | | | | | | | | | | | | | | | | | | | | |
| 19-2806 | | | F | | | | | | | 31 | 82 | 109,5 | | | | | 87 | | | |
| 19-2920 | | | R | | | | | | 26 | | | 136 | | | | | 108,5 | | | |
| 2.2 TDCi (129 kW) Eng.Q4WA 3/08-12/12 | | | | | | | | | | | | | | | | | | | | |
| 19-2806 | | | F | | | | | | | 31 | 82 | 109,5 | | | | | 87 | | | |
| 19-2920 | | | R | | | | | | 26 | | | 136 | | | | | 108,5 | | | |
| 2.2 TDCi (147 kW) Eng.KNWA 7/10-12/14 | | | | | | | | | | | | | | | | | | | | |
| 19-2806 | | | F | | | | | | | 31 | 82 | 109,5 | | | | | 87 | | | |
| 19-2920 | | | R | | | | | | 26 | | | 136 | | | | | 108,5 | | | |
| 2.3 (118 kW) Eng.SEWA 7/07-12/14 | | | | | | | | | | | | | | | | | | | | |
| 19-2806 | | | F | | | | | | | 31 | 82 | 109,5 | | | | | 87 | | | |
| 19-2920 | | | R | | | | | | 26 | | | 136 | | | | | 108,5 | | | |
| 2.5 ST (162 kW) Eng.HUWA 5/06-12/14 | | | | | | | | | | | | | | | | | | | | |
| 19-2806 | | | F | | | | | | | 31 | 82 | 109,5 | | | | | 87 | | | |

FORD

| METELLI ref | Spare Parts | | F/R | L/R | | ABS | A | B | C | D | E | F | G | H | I | L | M | Fig | NOTE |
|--|-------------|--------|-----|-----|--|-----|---|----|----|----|-----|---|---|---|---|-------|---|-------|------|
| 19-2920 | | | R | | | | | 26 | | | 136 | | | | | 108,5 | | | |
| Sierra I Hatchback (GBC) 8/82-2/87 | | | | | | | | | | | | | | | | | | | |
| 1.3 (44 kW) Eng.JCT 8/82-12/86 | | | | | | | | | | | | | | | | | | | |
| 19-2143 | | 01/83- | F | R | | | | | 35 | 60 | | | | | | | | 18,46 | |
| 19-2144 | | | F | L | | | | | 35 | 60 | | | | | | | | 18,46 | |
| 19-2539 | | 09/83- | R | L | | | | | 35 | 60 | | | | | | | | 18,46 | |
| 19-2540 | | 09/83- | R | R | | | | | 35 | 60 | | | | | | | | 18,46 | |
| 1.6 (51 kW) Eng.LSDA 10/82-2/87 | | | | | | | | | | | | | | | | | | | |
| 19-2143 | | | F | R | | | | | 35 | 60 | | | | | | | | 18,46 | |
| 19-2144 | | | F | L | | | | | 35 | 60 | | | | | | | | 18,46 | |
| 19-2539 | | | R | L | | | | | 35 | 60 | | | | | | | | 18,46 | |
| 19-2540 | | | R | R | | | | | 35 | 60 | | | | | | | | 18,46 | |
| 1.6 (55 kW) Eng.LCS, LCT, LSD 8/82-12/86 | | | | | | | | | | | | | | | | | | | |
| 19-2143 | | 01/83- | F | R | | | | | 35 | 60 | | | | | | | | 18,46 | |
| 19-2144 | | | F | L | | | | | 35 | 60 | | | | | | | | 18,46 | |
| 19-2539 | | 09/83- | R | L | | | | | 35 | 60 | | | | | | | | 18,46 | |
| 19-2540 | | 09/83- | R | R | | | | | 35 | 60 | | | | | | | | 18,46 | |
| 1.8 (66 kW) Eng.REB 10/84-12/86 | | | | | | | | | | | | | | | | | | | |
| 19-2143 | | | F | R | | | | | 35 | 60 | | | | | | | | 18,46 | |
| 19-2144 | | | F | L | | | | | 35 | 60 | | | | | | | | 18,46 | |
| 19-2539 | | | R | L | | | | | 35 | 60 | | | | | | | | 18,46 | |
| 19-2540 | | | R | R | | | | | 35 | 60 | | | | | | | | 18,46 | |
| 2.0 (66 kW) Eng.NYT 8/82-10/84 | | | | | | | | | | | | | | | | | | | |
| 19-2143 | | 01/83- | F | R | | | | | 35 | 60 | | | | | | | | 18,46 | |
| 19-2144 | | | F | L | | | | | 35 | 60 | | | | | | | | 18,46 | |
| 19-2539 | | 09/83- | R | L | | | | | 35 | 60 | | | | | | | | 18,46 | |
| 19-2540 | | 09/83- | R | R | | | | | 35 | 60 | | | | | | | | 18,46 | |

FORD

| METELLI ref | Spare Parts | | F/R | L/R | | | ABS | A | B | C | D | E | F | G | H | I | L | M | Fig | NOTE |
|---|-------------|--------|-----|-----|--|--|-----|---|---|----|----|---|---|---|---|---|---|---|-------|------|
| 2.0 (74 kW) Eng.NRD 10/85-12/86 | | | | | | | | | | | | | | | | | | | | |
| 19-2143 | | | F | R | | | | | | 35 | 60 | | | | | | | | 18,46 | |
| 19-2144 | | | F | L | | | | | | 35 | 60 | | | | | | | | 18,46 | |
| 19-2539 | | | R | L | | | | | | 35 | 60 | | | | | | | | 18,46 | |
| 19-2540 | | | R | R | | | | | | 35 | 60 | | | | | | | | 18,46 | |
| 2.0 (77 kW) Eng.NET 8/82-12/86 | | | | | | | | | | | | | | | | | | | | |
| 19-2143 | | 01/83- | F | R | | | | | | 35 | 60 | | | | | | | | 18,46 | |
| 19-2144 | | | F | L | | | | | | 35 | 60 | | | | | | | | 18,46 | |
| 19-2539 | | 09/83- | R | L | | | | | | 35 | 60 | | | | | | | | 18,46 | |
| 19-2540 | | 09/83- | R | R | | | | | | 35 | 60 | | | | | | | | 18,46 | |
| 2.0 i (85 kW) Eng.NR2, NRB 3/85-12/86 | | | | | | | | | | | | | | | | | | | | |
| 19-2143 | | | F | R | | | | | | 35 | 60 | | | | | | | | 18,46 | |
| 19-2144 | | | F | L | | | | | | 35 | 60 | | | | | | | | 18,46 | |
| 19-2539 | | | R | L | | | | | | 35 | 60 | | | | | | | | 18,46 | |
| 19-2540 | | | R | R | | | | | | 35 | 60 | | | | | | | | 18,46 | |
| 2.3 (84 kW) Eng.YYT 8/82-12/86 | | | | | | | | | | | | | | | | | | | | |
| 19-2143 | | 01/83- | F | R | | | | | | 35 | 60 | | | | | | | | 18,46 | |
| 19-2144 | | | F | L | | | | | | 35 | 60 | | | | | | | | 18,46 | |
| 19-2539 | | 09/83- | R | L | | | | | | 35 | 60 | | | | | | | | 18,46 | |
| 19-2540 | | 09/83- | R | R | | | | | | 35 | 60 | | | | | | | | 18,46 | |
| 2.3 D (49 kW) Eng.YTT 8/82-12/86 | | | | | | | | | | | | | | | | | | | | |
| 19-2143 | | 01/83- | F | R | | | | | | 35 | 60 | | | | | | | | 18,46 | |
| 19-2144 | | | F | L | | | | | | 35 | 60 | | | | | | | | 18,46 | |
| 19-2539 | | 09/83- | R | L | | | | | | 35 | 60 | | | | | | | | 18,46 | |
| 19-2540 | | 09/83- | R | R | | | | | | 35 | 60 | | | | | | | | 18,46 | |
| 2.8 XR4i (105 kW) Eng.PR6 8/82-12/86 | | | | | | | | | | | | | | | | | | | | |
| 19-2143 | | 01/83- | F | R | | | | | | 35 | 60 | | | | | | | | 18,46 | |
| 19-2144 | | | F | L | | | | | | 35 | 60 | | | | | | | | 18,46 | |
| 19-2539 | | 09/83- | R | L | | | | | | 35 | 60 | | | | | | | | 18,46 | |

FORD

| METELLI ref | Spare Parts | | F/R | L/R | | | ABS | A | B | C | D | E | F | G | H | I | L | M | Fig | NOTE |
|--|-------------|--------|-----|-----|--|--|-----|---|---|----|----|---|---|---|---|---|---|---|-------|------|
| 19-2540 | | 09/83- | R | R | | | | | | 35 | 60 | | | | | | | | 18,46 | |
| 2.8 XR4i (107 kW) Eng.PR5 8/82-12/86 | | | | | | | | | | | | | | | | | | | | |
| 19-2143 | | 01/83- | F | R | | | | | | 35 | 60 | | | | | | | | 18,46 | |
| 19-2144 | | | F | L | | | | | | 35 | 60 | | | | | | | | 18,46 | |
| 19-2539 | | 09/83- | R | L | | | | | | 35 | 60 | | | | | | | | 18,46 | |
| 19-2540 | | 09/83- | R | R | | | | | | 35 | 60 | | | | | | | | 18,46 | |
| 2.8 XR4i (110 kW) Eng.PRT 8/82-12/86 | | | | | | | | | | | | | | | | | | | | |
| 19-2143 | | 01/83- | F | R | | | | | | 35 | 60 | | | | | | | | 18,46 | |
| 19-2144 | | | F | L | | | | | | 35 | 60 | | | | | | | | 18,46 | |
| 19-2539 | | 09/83- | R | L | | | | | | 35 | 60 | | | | | | | | 18,46 | |
| 19-2540 | | 09/83- | R | R | | | | | | 35 | 60 | | | | | | | | 18,46 | |
| Sierra I Turnier (BNC) 8/82-12/86 | | | | | | | | | | | | | | | | | | | | |
| 1.6 (55 kW) Eng.LCS, LCT, LSD 8/82-12/86 | | | | | | | | | | | | | | | | | | | | |
| 19-2143 | | 01/83- | F | R | | | | | | 35 | 60 | | | | | | | | 18,46 | |
| 19-2144 | | | F | L | | | | | | 35 | 60 | | | | | | | | 18,46 | |
| 19-2539 | | 09/83- | R | L | | | | | | 35 | 60 | | | | | | | | 18,46 | |
| 19-2540 | | 09/83- | R | R | | | | | | 35 | 60 | | | | | | | | 18,46 | |
| 1.8 (66 kW) Eng.REB 10/84-12/86 | | | | | | | | | | | | | | | | | | | | |
| 19-2143 | | | F | R | | | | | | 35 | 60 | | | | | | | | 18,46 | |
| 19-2144 | | | F | L | | | | | | 35 | 60 | | | | | | | | 18,46 | |
| 19-2539 | | | R | L | | | | | | 35 | 60 | | | | | | | | 18,46 | |
| 19-2540 | | | R | R | | | | | | 35 | 60 | | | | | | | | 18,46 | |
| 2.0 (66 kW) Eng.NYT 8/82-10/84 | | | | | | | | | | | | | | | | | | | | |
| 19-2143 | | 01/83- | F | R | | | | | | 35 | 60 | | | | | | | | 18,46 | |
| 19-2144 | | | F | L | | | | | | 35 | 60 | | | | | | | | 18,46 | |
| 19-2539 | | 09/83- | R | L | | | | | | 35 | 60 | | | | | | | | 18,46 | |
| 19-2540 | | 09/83- | R | R | | | | | | 35 | 60 | | | | | | | | 18,46 | |

FORD

| METELLI ref | Spare Parts | | F/R | L/R | | | ABS | A | B | C | D | E | F | G | H | I | L | M | Fig | NOTE |
|---|-------------|--------|-----|-----|--|--|-----|---|---|----|----|---|---|---|---|---|---|---|-------|------|
| 2.0 (74 kW) Eng.NRD 10/85-12/86 | | | | | | | | | | | | | | | | | | | | |
| 19-2143 | | | F | R | | | | | | 35 | 60 | | | | | | | | 18,46 | |
| 19-2144 | | | F | L | | | | | | 35 | 60 | | | | | | | | 18,46 | |
| 19-2539 | | | R | L | | | | | | 35 | 60 | | | | | | | | 18,46 | |
| 19-2540 | | | R | R | | | | | | 35 | 60 | | | | | | | | 18,46 | |
| 2.0 (77 kW) Eng.NET 8/82-12/86 | | | | | | | | | | | | | | | | | | | | |
| 19-2143 | | 01/83- | F | R | | | | | | 35 | 60 | | | | | | | | 18,46 | |
| 19-2144 | | | F | L | | | | | | 35 | 60 | | | | | | | | 18,46 | |
| 19-2539 | | 09/83- | R | L | | | | | | 35 | 60 | | | | | | | | 18,46 | |
| 19-2540 | | 09/83- | R | R | | | | | | 35 | 60 | | | | | | | | 18,46 | |
| 2.0 (85 kW) Eng.NR2, NRB 3/85-12/86 | | | | | | | | | | | | | | | | | | | | |
| 19-2143 | | | F | R | | | | | | 35 | 60 | | | | | | | | 18,46 | |
| 19-2144 | | | F | L | | | | | | 35 | 60 | | | | | | | | 18,46 | |
| 19-2539 | | | R | L | | | | | | 35 | 60 | | | | | | | | 18,46 | |
| 19-2540 | | | R | R | | | | | | 35 | 60 | | | | | | | | 18,46 | |
| 2.3 (84 kW) Eng.YYT 8/82-12/86 | | | | | | | | | | | | | | | | | | | | |
| 19-2143 | | 01/83- | F | R | | | | | | 35 | 60 | | | | | | | | 18,46 | |
| 19-2144 | | | F | L | | | | | | 35 | 60 | | | | | | | | 18,46 | |
| 19-2539 | | 09/83- | R | L | | | | | | 35 | 60 | | | | | | | | 18,46 | |
| 19-2540 | | 09/83- | R | R | | | | | | 35 | 60 | | | | | | | | 18,46 | |
| 2.3 D (49 kW) Eng.YTT 8/82-12/86 | | | | | | | | | | | | | | | | | | | | |
| 19-2143 | | 01/83- | F | R | | | | | | 35 | 60 | | | | | | | | 18,46 | |
| 19-2144 | | | F | L | | | | | | 35 | 60 | | | | | | | | 18,46 | |
| 19-2539 | | 09/83- | R | L | | | | | | 35 | 60 | | | | | | | | 18,46 | |
| 19-2540 | | 09/83- | R | R | | | | | | 35 | 60 | | | | | | | | 18,46 | |
| 2.8 XR4i (105 kW) Eng.PR6 8/82-12/86 | | | | | | | | | | | | | | | | | | | | |
| 19-2143 | | 01/83- | F | R | | | | | | 35 | 60 | | | | | | | | 18,46 | |
| 19-2144 | | | F | L | | | | | | 35 | 60 | | | | | | | | 18,46 | |
| 19-2539 | | 09/83- | R | L | | | | | | 35 | 60 | | | | | | | | 18,46 | |

FORD

| METELLI ref | Spare Parts | | F/R | L/R | | | ABS | A | B | C | D | E | F | G | H | I | L | M | Fig | NOTE |
|---|-------------|--------|-----|-----|--|--|-----|---|---|----|----|---|---|---|---|---|---|---|-------|------|
| 19-2540 | | 09/83- | R | R | | | | | | 35 | 60 | | | | | | | | 18,46 | |
| 2.8 XR4i (107 kW) Eng.PR5 8/82-12/86 | | | | | | | | | | | | | | | | | | | | |
| 19-2143 | | 01/83- | F | R | | | | | | 35 | 60 | | | | | | | | 18,46 | |
| 19-2144 | | | F | L | | | | | | 35 | 60 | | | | | | | | 18,46 | |
| 19-2539 | | 09/83- | R | L | | | | | | 35 | 60 | | | | | | | | 18,46 | |
| 19-2540 | | 09/83- | R | R | | | | | | 35 | 60 | | | | | | | | 18,46 | |
| Sierra II (GBG, GB4) 1/87-2/93 | | | | | | | | | | | | | | | | | | | | |
| 1.6 (53 kW) Eng.LSF 1/88-2/93 | | | | | | | | | | | | | | | | | | | | |
| 19-2143 | | | F | R | | | | | | 35 | 60 | | | | | | | | 18,46 | |
| 19-2144 | | | F | L | | | | | | 35 | 60 | | | | | | | | 18,46 | |
| 19-2539 | | | R | L | | | | | | 35 | 60 | | | | | | | | 18,46 | -ABS |
| 19-2540 | | | R | R | | | | | | 35 | 60 | | | | | | | | 18,46 | -ABS |
| 1.6 (55 kW) Eng.LSE 1/87-2/93 | | | | | | | | | | | | | | | | | | | | |
| 19-2143 | | | F | R | | | | | | 35 | 60 | | | | | | | | 18,46 | |
| 19-2144 | | | F | L | | | | | | 35 | 60 | | | | | | | | 18,46 | |
| 19-2539 | | | R | L | | | | | | 35 | 60 | | | | | | | | 18,46 | -ABS |
| 19-2540 | | | R | R | | | | | | 35 | 60 | | | | | | | | 18,46 | -ABS |
| 1.6 i (59 kW) Eng.L6B 10/89-2/93 | | | | | | | | | | | | | | | | | | | | |
| 19-2143 | | | F | R | | | | | | 35 | 60 | | | | | | | | 18,46 | |
| 19-2144 | | | F | L | | | | | | 35 | 60 | | | | | | | | 18,46 | |
| 19-2539 | | | R | L | | | | | | 35 | 60 | | | | | | | | 18,46 | -ABS |
| 19-2540 | | | R | R | | | | | | 35 | 60 | | | | | | | | 18,46 | -ABS |
| 1.8 (59 kW) Eng.RED (10.87-09.89), REF 10/87-9/89 | | | | | | | | | | | | | | | | | | | | |
| 19-2143 | | | F | R | | | | | | 35 | 60 | | | | | | | | 18,46 | |
| 19-2144 | | | F | L | | | | | | 35 | 60 | | | | | | | | 18,46 | |
| 19-2539 | | | R | L | | | | | | 35 | 60 | | | | | | | | 18,46 | -ABS |
| 19-2540 | | | R | R | | | | | | 35 | 60 | | | | | | | | 18,46 | -ABS |

FORD

| METELLI ref | Spare Parts | | F/R | L/R | | | ABS | A | B | C | D | E | F | G | H | I | L | M | Fig | NOTE |
|---|-------------|--|-----|-----|--|--|-----|---|---|----|----|---|---|---|---|---|---|-------|-----|------|
| 1.8 (64 kW) Eng.R2C, R6A 5/88-2/93 | | | | | | | | | | | | | | | | | | | | |
| 19-2143 | | | F | R | | | | | | 35 | 60 | | | | | | | 18,46 | | |
| 19-2144 | | | F | L | | | | | | 35 | 60 | | | | | | | 18,46 | | |
| 19-2539 | | | R | L | | | | | | 35 | 60 | | | | | | | 18,46 | | -ABS |
| 19-2540 | | | R | R | | | | | | 35 | 60 | | | | | | | 18,46 | | -ABS |
| 1.8 (66 kW) Eng.R2A, RED (10.87-05.88) 1/87-5/88 | | | | | | | | | | | | | | | | | | | | |
| 19-2143 | | | F | R | | | | | | 35 | 60 | | | | | | | 18,46 | | |
| 19-2144 | | | F | L | | | | | | 35 | 60 | | | | | | | 18,46 | | |
| 19-2539 | | | R | L | | | | | | 35 | 60 | | | | | | | 18,46 | | -ABS |
| 19-2540 | | | R | R | | | | | | 35 | 60 | | | | | | | 18,46 | | -ABS |
| 1.8 TD (55 kW) Eng.RFA, RFB, RFL 8/88-2/93 | | | | | | | | | | | | | | | | | | | | |
| 19-2143 | | | F | R | | | | | | 35 | 60 | | | | | | | 18,46 | | |
| 19-2144 | | | F | L | | | | | | 35 | 60 | | | | | | | 18,46 | | |
| 19-2539 | | | R | L | | | | | | 35 | 60 | | | | | | | 18,46 | | -ABS |
| 19-2540 | | | R | R | | | | | | 35 | 60 | | | | | | | 18,46 | | -ABS |
| 2.0 (77 kW) Eng.N8C (12.89-.), NES (-12.89) 1/87-2/93 | | | | | | | | | | | | | | | | | | | | |
| 19-2143 | | | F | R | | | | | | 35 | 60 | | | | | | | 18,46 | | |
| 19-2144 | | | F | L | | | | | | 35 | 60 | | | | | | | 18,46 | | |
| 19-2539 | | | R | L | | | | | | 35 | 60 | | | | | | | 18,46 | | -ABS |
| 19-2540 | | | R | R | | | | | | 35 | 60 | | | | | | | 18,46 | | -ABS |
| 2.0 i (74 kW) Eng.NE5, NEJ 1/87-12/89 | | | | | | | | | | | | | | | | | | | | |
| 19-2143 | | | F | R | | | | | | 35 | 60 | | | | | | | 18,46 | | |
| 19-2144 | | | F | L | | | | | | 35 | 60 | | | | | | | 18,46 | | |
| 19-2539 | | | R | L | | | | | | 35 | 60 | | | | | | | 18,46 | | -ABS |
| 19-2540 | | | R | R | | | | | | 35 | 60 | | | | | | | 18,46 | | -ABS |
| 2.0 i (85 kW) Eng.N4A, N4I 1/87-2/93 | | | | | | | | | | | | | | | | | | | | |
| 19-2143 | | | F | R | | | | | | 35 | 60 | | | | | | | 18,46 | | |
| 19-2144 | | | F | L | | | | | | 35 | 60 | | | | | | | 18,46 | | |
| 19-2539 | | | R | L | | | | | | 35 | 60 | | | | | | | 18,46 | | -ABS |

FORD

| METELLI ref | Spare Parts | | F/R | L/R | | ABS | A | B | C | D | E | F | G | H | I | L | M | Fig | NOTE |
|---|-------------|--|-----|-----|--|-----|---|---|----|----|---|---|---|---|---|-------|---|-----|------|
| 19-2540 | | | R | R | | | | | 35 | 60 | | | | | | 18,46 | | | -ABS |
| 2.0 i (88 kW) Eng.N9C (01.90-) 1/90-2/93 | | | | | | | | | | | | | | | | | | | |
| 19-2143 | | | F | R | | | | | 35 | 60 | | | | | | 18,46 | | | |
| 19-2144 | | | F | L | | | | | 35 | 60 | | | | | | 18,46 | | | |
| 19-2539 | | | R | L | | | | | 35 | 60 | | | | | | 18,46 | | | -ABS |
| 19-2540 | | | R | R | | | | | 35 | 60 | | | | | | 18,46 | | | -ABS |
| 2.0 i (92 kW) Eng.N9C (01.90-) 1/90-2/93 | | | | | | | | | | | | | | | | | | | |
| 19-2143 | | | F | R | | | | | 35 | 60 | | | | | | 18,46 | | | |
| 19-2144 | | | F | L | | | | | 35 | 60 | | | | | | 18,46 | | | |
| 19-2539 | | | R | L | | | | | 35 | 60 | | | | | | 18,46 | | | -ABS |
| 19-2540 | | | R | R | | | | | 35 | 60 | | | | | | 18,46 | | | -ABS |
| 2.0 i Cat (74 kW) Eng.N4B (01.87-02.93) 1/87-2/93 | | | | | | | | | | | | | | | | | | | |
| 19-2143 | | | F | R | | | | | 35 | 60 | | | | | | 18,46 | | | |
| 19-2144 | | | F | L | | | | | 35 | 60 | | | | | | 18,46 | | | |
| 19-2539 | | | R | L | | | | | 35 | 60 | | | | | | 18,46 | | | -ABS |
| 19-2540 | | | R | R | | | | | 35 | 60 | | | | | | 18,46 | | | -ABS |
| 2.0 i DOHC (85 kW) Eng.N9E 12/91-2/93 | | | | | | | | | | | | | | | | | | | |
| 19-2143 | | | F | R | | | | | 35 | 60 | | | | | | 18,46 | | | |
| 19-2144 | | | F | L | | | | | 35 | 60 | | | | | | 18,46 | | | |
| 19-2539 | | | R | L | | | | | 35 | 60 | | | | | | 18,46 | | | -ABS |
| 19-2540 | | | R | R | | | | | 35 | 60 | | | | | | 18,46 | | | -ABS |
| 2.3 D (49 kW) Eng.YTR, YTT 1/87-9/89 | | | | | | | | | | | | | | | | | | | |
| 19-2143 | | | F | R | | | | | 35 | 60 | | | | | | 18,46 | | | |
| 19-2144 | | | F | L | | | | | 35 | 60 | | | | | | 18,46 | | | |
| 19-2539 | | | R | L | | | | | 35 | 60 | | | | | | 18,46 | | | -ABS |
| 19-2540 | | | R | R | | | | | 35 | 60 | | | | | | 18,46 | | | -ABS |
| 2.9 i (107 kW) Eng.B4B, B4C 8/88-2/93 | | | | | | | | | | | | | | | | | | | |
| 19-2143 | | | F | R | | | | | 35 | 60 | | | | | | 18,46 | | | |
| 19-2144 | | | F | L | | | | | 35 | 60 | | | | | | 18,46 | | | |

FORD

| METELLI ref | Spare Parts | | F/R | L/R | | | ABS | A | B | C | D | E | F | G | H | I | L | M | Fig | NOTE |
|---|-------------|--|-----|-----|--|--|-----|---|---|----|----|---|---|---|---|---|---|---|-------|------|
| 2.9 i (110 kW) Eng.B4B, B4C 8/88-2/93 | | | | | | | | | | | | | | | | | | | | |
| 19-2143 | | | F | R | | | | | | 35 | 60 | | | | | | | | 18,46 | |
| 19-2144 | | | F | L | | | | | | 35 | 60 | | | | | | | | 18,46 | |
| Sierra II Hatchback (GBC, GBG) 1/87-3/93 | | | | | | | | | | | | | | | | | | | | |
| 1.6 (53 kW) Eng.LSF 1/88-2/93 | | | | | | | | | | | | | | | | | | | | |
| 19-2143 | | | F | R | | | | | | 35 | 60 | | | | | | | | 18,46 | |
| 19-2144 | | | F | L | | | | | | 35 | 60 | | | | | | | | 18,46 | |
| 19-2539 | | | R | L | | | | | | 35 | 60 | | | | | | | | 18,46 | -ABS |
| 19-2540 | | | R | R | | | | | | 35 | 60 | | | | | | | | 18,46 | -ABS |
| 1.6 (55 kW) Eng.LSE 1/87-2/93 | | | | | | | | | | | | | | | | | | | | |
| 19-2143 | | | F | R | | | | | | 35 | 60 | | | | | | | | 18,46 | |
| 19-2144 | | | F | L | | | | | | 35 | 60 | | | | | | | | 18,46 | |
| 19-2539 | | | R | L | | | | | | 35 | 60 | | | | | | | | 18,46 | -ABS |
| 19-2540 | | | R | R | | | | | | 35 | 60 | | | | | | | | 18,46 | -ABS |
| 1.6 i (59 kW) Eng.L6B 10/89-2/93 | | | | | | | | | | | | | | | | | | | | |
| 19-2143 | | | F | R | | | | | | 35 | 60 | | | | | | | | 18,46 | |
| 19-2144 | | | F | L | | | | | | 35 | 60 | | | | | | | | 18,46 | |
| 19-2539 | | | R | L | | | | | | 35 | 60 | | | | | | | | 18,46 | -ABS |
| 19-2540 | | | R | R | | | | | | 35 | 60 | | | | | | | | 18,46 | -ABS |
| 1.8 (59 kW) Eng.RED (10.87-05.88), REF 10/87-5/88 | | | | | | | | | | | | | | | | | | | | |
| 19-2143 | | | F | R | | | | | | 35 | 60 | | | | | | | | 18,46 | |
| 19-2144 | | | F | L | | | | | | 35 | 60 | | | | | | | | 18,46 | |
| 19-2539 | | | R | L | | | | | | 35 | 60 | | | | | | | | 18,46 | -ABS |
| 19-2540 | | | R | R | | | | | | 35 | 60 | | | | | | | | 18,46 | -ABS |
| 1.8 (64 kW) Eng.R2C, R6A 5/88-2/93 | | | | | | | | | | | | | | | | | | | | |
| 19-2143 | | | F | R | | | | | | 35 | 60 | | | | | | | | 18,46 | |
| 19-2144 | | | F | L | | | | | | 35 | 60 | | | | | | | | 18,46 | |
| 19-2539 | | | R | L | | | | | | 35 | 60 | | | | | | | | 18,46 | -ABS |

FORD

| METELLI ref | Spare Parts | | F/R | L/R | | | ABS | A | B | C | D | E | F | G | H | I | L | M | Fig | NOTE |
|---|-------------|--|-----|-----|--|--|-----|---|---|----|----|---|---|---|---|---|-------|---|-----|------|
| 19-2540 | | | R | R | | | | | | 35 | 60 | | | | | | 18,46 | | | -ABS |
| 1.8 (66 kW) Eng.R2A, RED (10.87-05.88) 1/87-5/88 | | | | | | | | | | | | | | | | | | | | |
| 19-2143 | | | F | R | | | | | | 35 | 60 | | | | | | 18,46 | | | |
| 19-2144 | | | F | L | | | | | | 35 | 60 | | | | | | 18,46 | | | |
| 19-2539 | | | R | L | | | | | | 35 | 60 | | | | | | 18,46 | | | -ABS |
| 19-2540 | | | R | R | | | | | | 35 | 60 | | | | | | 18,46 | | | -ABS |
| 1.8 TD (55 kW) Eng.RFA, RFB, RFL 8/88-2/93 | | | | | | | | | | | | | | | | | | | | |
| 19-2143 | | | F | R | | | | | | 35 | 60 | | | | | | 18,46 | | | |
| 19-2144 | | | F | L | | | | | | 35 | 60 | | | | | | 18,46 | | | |
| 19-2539 | | | R | L | | | | | | 35 | 60 | | | | | | 18,46 | | | -ABS |
| 19-2540 | | | R | R | | | | | | 35 | 60 | | | | | | 18,46 | | | -ABS |
| 2.0 (77 kW) Eng.N8C (12.89-), NES (.-12.89) 1/87-2/93 | | | | | | | | | | | | | | | | | | | | |
| 19-2144 | | | F | L | | | | | | 35 | 60 | | | | | | 18,46 | | | |
| 19-2539 | | | R | L | | | | | | 35 | 60 | | | | | | 18,46 | | | -ABS |
| 19-2540 | | | R | R | | | | | | 35 | 60 | | | | | | 18,46 | | | -ABS |
| 2.0 i (74 kW) Eng.NE5, NEJ 1/87-2/93 | | | | | | | | | | | | | | | | | | | | |
| 19-2143 | | | F | R | | | | | | 35 | 60 | | | | | | 18,46 | | | |
| 19-2144 | | | F | L | | | | | | 35 | 60 | | | | | | 18,46 | | | |
| 19-2539 | | | R | L | | | | | | 35 | 60 | | | | | | 18,46 | | | -ABS |
| 19-2540 | | | R | R | | | | | | 35 | 60 | | | | | | 18,46 | | | -ABS |
| 2.0 i (85 kW) Eng.N4A, N4I 1/87-2/93 | | | | | | | | | | | | | | | | | | | | |
| 19-2143 | | | F | R | | | | | | 35 | 60 | | | | | | 18,46 | | | |
| 19-2144 | | | F | L | | | | | | 35 | 60 | | | | | | 18,46 | | | |
| 19-2539 | | | R | L | | | | | | 35 | 60 | | | | | | 18,46 | | | -ABS |
| 19-2540 | | | R | R | | | | | | 35 | 60 | | | | | | 18,46 | | | -ABS |
| 2.0 i (88 kW) Eng.N9C (06.89-) 6/89-2/93 | | | | | | | | | | | | | | | | | | | | |
| 19-2143 | | | F | R | | | | | | 35 | 60 | | | | | | 18,46 | | | |
| 19-2144 | | | F | L | | | | | | 35 | 60 | | | | | | 18,46 | | | |
| 19-2539 | | | R | L | | | | | | 35 | 60 | | | | | | 18,46 | | | -ABS |

FORD

| METELLI ref | Spare Parts | | F/R | L/R | | | ABS | A | B | C | D | E | F | G | H | I | L | M | Fig | NOTE |
|---|-------------|--|-----|-----|--|--|-----|---|---|----|----|---|---|---|---|---|-------|---|-----|------|
| 19-2540 | | | R | R | | | | | | 35 | 60 | | | | | | 18,46 | | | -ABS |
| 2.0 i (92 kW) Eng.N9B 6/89-2/93 | | | | | | | | | | | | | | | | | | | | |
| 19-2143 | | | F | R | | | | | | 35 | 60 | | | | | | 18,46 | | | |
| 19-2144 | | | F | L | | | | | | 35 | 60 | | | | | | 18,46 | | | |
| 19-2539 | | | R | L | | | | | | 35 | 60 | | | | | | 18,46 | | | -ABS |
| 19-2540 | | | R | R | | | | | | 35 | 60 | | | | | | 18,46 | | | -ABS |
| 2.0 i Cat (74 kW) Eng.N4B (01.87-02.93) 1/87-2/93 | | | | | | | | | | | | | | | | | | | | |
| 19-2143 | | | F | R | | | | | | 35 | 60 | | | | | | 18,46 | | | |
| 19-2144 | | | F | L | | | | | | 35 | 60 | | | | | | 18,46 | | | |
| 19-2539 | | | R | L | | | | | | 35 | 60 | | | | | | 18,46 | | | -ABS |
| 19-2540 | | | R | R | | | | | | 35 | 60 | | | | | | 18,46 | | | -ABS |
| 2.0 i DOHC (85 kW) Eng.N9E 12/91-2/93 | | | | | | | | | | | | | | | | | | | | |
| 19-2143 | | | F | R | | | | | | 35 | 60 | | | | | | 18,46 | | | |
| 19-2144 | | | F | L | | | | | | 35 | 60 | | | | | | 18,46 | | | |
| 19-2539 | | | R | L | | | | | | 35 | 60 | | | | | | 18,46 | | | -ABS |
| 19-2540 | | | R | R | | | | | | 35 | 60 | | | | | | 18,46 | | | -ABS |
| 2.3 D (49 kW) Eng.YTR 1/87-9/89 | | | | | | | | | | | | | | | | | | | | |
| 19-2143 | | | F | R | | | | | | 35 | 60 | | | | | | 18,46 | | | |
| 19-2144 | | | F | L | | | | | | 35 | 60 | | | | | | 18,46 | | | |
| 19-2539 | | | R | L | | | | | | 35 | 60 | | | | | | 18,46 | | | -ABS |
| 19-2540 | | | R | R | | | | | | 35 | 60 | | | | | | 18,46 | | | -ABS |
| 2.8 (110 kW) Eng.PRG 3/87-9/89 | | | | | | | | | | | | | | | | | | | | |
| 19-2143 | | | F | R | | | | | | 35 | 60 | | | | | | 18,46 | | | |
| 19-2144 | | | F | L | | | | | | 35 | 60 | | | | | | 18,46 | | | |
| 2.9 i (107 kW) Eng.B4B, B4C 8/88-2/93 | | | | | | | | | | | | | | | | | | | | |
| 19-2143 | | | F | R | | | | | | 35 | 60 | | | | | | 18,46 | | | |
| 19-2144 | | | F | L | | | | | | 35 | 60 | | | | | | 18,46 | | | |

FORD

| METELLI ref | Spare Parts | | F/R | L/R | | | ABS | A | B | C | D | E | F | G | H | I | L | M | Fig | NOTE |
|---|-------------|--|-----|-----|--|--|-----|---|---|----|----|---|---|---|---|---|---|---|-------|------|
| Sierra II Turnier (BNG) 1/87-2/93 | | | | | | | | | | | | | | | | | | | | |
| 1.6 (53 kW) Eng.LSF 1/88-2/93 | | | | | | | | | | | | | | | | | | | | |
| 19-2143 | | | F | R | | | | | | 35 | 60 | | | | | | | | 18,46 | |
| 19-2144 | | | F | L | | | | | | 35 | 60 | | | | | | | | 18,46 | |
| 19-2539 | | | R | L | | | | | | 35 | 60 | | | | | | | | 18,46 | -ABS |
| 19-2540 | | | R | R | | | | | | 35 | 60 | | | | | | | | 18,46 | -ABS |
| 1.6 (55 kW) Eng.LSE 1/87-2/93 | | | | | | | | | | | | | | | | | | | | |
| 19-2143 | | | F | R | | | | | | 35 | 60 | | | | | | | | 18,46 | |
| 19-2144 | | | F | L | | | | | | 35 | 60 | | | | | | | | 18,46 | |
| 19-2539 | | | R | L | | | | | | 35 | 60 | | | | | | | | 18,46 | -ABS |
| 19-2540 | | | R | R | | | | | | 35 | 60 | | | | | | | | 18,46 | -ABS |
| 1.6 i (59 kW) Eng.L6B 10/89-2/93 | | | | | | | | | | | | | | | | | | | | |
| 19-2143 | | | F | R | | | | | | 35 | 60 | | | | | | | | 18,46 | |
| 19-2144 | | | F | L | | | | | | 35 | 60 | | | | | | | | 18,46 | |
| 19-2539 | | | R | L | | | | | | 35 | 60 | | | | | | | | 18,46 | -ABS |
| 19-2540 | | | R | R | | | | | | 35 | 60 | | | | | | | | 18,46 | -ABS |
| 1.8 (59 kW) Eng.RED (10.87-05.88), REF 10/87-5/88 | | | | | | | | | | | | | | | | | | | | |
| 19-2143 | | | F | R | | | | | | 35 | 60 | | | | | | | | 18,46 | |
| 19-2144 | | | F | L | | | | | | 35 | 60 | | | | | | | | 18,46 | |
| 19-2539 | | | R | L | | | | | | 35 | 60 | | | | | | | | 18,46 | -ABS |
| 19-2540 | | | R | R | | | | | | 35 | 60 | | | | | | | | 18,46 | -ABS |
| 1.8 (64 kW) Eng.R2C, R6A 5/88-2/93 | | | | | | | | | | | | | | | | | | | | |
| 19-2143 | | | F | R | | | | | | 35 | 60 | | | | | | | | 18,46 | |
| 19-2144 | | | F | L | | | | | | 35 | 60 | | | | | | | | 18,46 | |
| 19-2539 | | | R | L | | | | | | 35 | 60 | | | | | | | | 18,46 | -ABS |
| 19-2540 | | | R | R | | | | | | 35 | 60 | | | | | | | | 18,46 | -ABS |
| 1.8 (66 kW) Eng.R2A, RED (10.87-05.88) 1/87-5/88 | | | | | | | | | | | | | | | | | | | | |
| 19-2143 | | | F | R | | | | | | 35 | 60 | | | | | | | | 18,46 | |

FORD

| METELLI ref | Spare Parts | | F/R | L/R | | | ABS | A | B | C | D | E | F | G | H | I | L | M | Fig | NOTE |
|--|-------------|--|-----|-----|--|--|-----|---|---|----|----|---|---|---|---|---|-------|---|-----|------|
| 19-2144 | | | F | L | | | | | | 35 | 60 | | | | | | 18,46 | | | |
| 19-2539 | | | R | L | | | | | | 35 | 60 | | | | | | 18,46 | | | -ABS |
| 19-2540 | | | R | R | | | | | | 35 | 60 | | | | | | 18,46 | | | -ABS |
| 1.8 TD (55 kW) Eng.RFA, RFB, RFL 8/88-2/93 | | | | | | | | | | | | | | | | | | | | |
| 19-2143 | | | F | R | | | | | | 35 | 60 | | | | | | 18,46 | | | |
| 19-2144 | | | F | L | | | | | | 35 | 60 | | | | | | 18,46 | | | |
| 19-2539 | | | R | L | | | | | | 35 | 60 | | | | | | 18,46 | | | -ABS |
| 19-2540 | | | R | R | | | | | | 35 | 60 | | | | | | 18,46 | | | -ABS |
| 1.9 (80 kW) Eng.N8A 10/88-9/91 | | | | | | | | | | | | | | | | | | | | |
| 19-2143 | | | F | R | | | | | | 35 | 60 | | | | | | 18,46 | | | |
| 19-2144 | | | F | L | | | | | | 35 | 60 | | | | | | 18,46 | | | |
| 19-2539 | | | R | L | | | | | | 35 | 60 | | | | | | 18,46 | | | -ABS |
| 19-2540 | | | R | R | | | | | | 35 | 60 | | | | | | 18,46 | | | -ABS |
| 2.0 (77 kW) Eng.N8C (12.89-), NES (-12.89) 1/87-2/93 | | | | | | | | | | | | | | | | | | | | |
| 19-2143 | | | F | R | | | | | | 35 | 60 | | | | | | 18,46 | | | |
| 19-2144 | | | F | L | | | | | | 35 | 60 | | | | | | 18,46 | | | |
| 19-2539 | | | R | L | | | | | | 35 | 60 | | | | | | 18,46 | | | -ABS |
| 19-2540 | | | R | R | | | | | | 35 | 60 | | | | | | 18,46 | | | -ABS |
| 2.0 i (74 kW) Eng.NE5, NEJ 1/87-2/93 | | | | | | | | | | | | | | | | | | | | |
| 19-2143 | | | F | R | | | | | | 35 | 60 | | | | | | 18,46 | | | |
| 19-2144 | | | F | L | | | | | | 35 | 60 | | | | | | 18,46 | | | |
| 19-2539 | | | R | L | | | | | | 35 | 60 | | | | | | 18,46 | | | -ABS |
| 19-2540 | | | R | R | | | | | | 35 | 60 | | | | | | 18,46 | | | -ABS |
| 2.0 i (85 kW) Eng.N4A, N4I 1/87-2/93 | | | | | | | | | | | | | | | | | | | | |
| 19-2143 | | | F | R | | | | | | 35 | 60 | | | | | | 18,46 | | | |
| 19-2144 | | | F | L | | | | | | 35 | 60 | | | | | | 18,46 | | | |
| 19-2539 | | | R | L | | | | | | 35 | 60 | | | | | | 18,46 | | | -ABS |
| 19-2540 | | | R | R | | | | | | 35 | 60 | | | | | | 18,46 | | | -ABS |

FORD

| METELLI ref | Spare Parts | | F/R | L/R | | | ABS | A | B | C | D | E | F | G | H | I | L | M | Fig | NOTE |
|---|-------------|--|-----|-----|--|--|-----|---|---|----|----|---|---|---|---|---|---|---|-------|------|
| 2.0 i (88 kW) Eng.N9C (05.89-.) 5/89-2/93 | | | | | | | | | | | | | | | | | | | | |
| 19-2143 | | | F | R | | | | | | 35 | 60 | | | | | | | | 18,46 | |
| 19-2144 | | | F | L | | | | | | 35 | 60 | | | | | | | | 18,46 | |
| 19-2539 | | | R | L | | | | | | 35 | 60 | | | | | | | | 18,46 | -ABS |
| 19-2540 | | | R | R | | | | | | 35 | 60 | | | | | | | | 18,46 | -ABS |
| 2.0 i (92 kW) Eng.N9C (05.89-.) 5/89-2/93 | | | | | | | | | | | | | | | | | | | | |
| 19-2143 | | | F | R | | | | | | 35 | 60 | | | | | | | | 18,46 | |
| 19-2144 | | | F | L | | | | | | 35 | 60 | | | | | | | | 18,46 | |
| 19-2539 | | | R | L | | | | | | 35 | 60 | | | | | | | | 18,46 | -ABS |
| 19-2540 | | | R | R | | | | | | 35 | 60 | | | | | | | | 18,46 | -ABS |
| 2.0 i Cat (74 kW) Eng.N4B (01.87-02.93) 1/87-2/93 | | | | | | | | | | | | | | | | | | | | |
| 19-2143 | | | F | R | | | | | | 35 | 60 | | | | | | | | 18,46 | |
| 19-2144 | | | F | L | | | | | | 35 | 60 | | | | | | | | 18,46 | |
| 19-2539 | | | R | L | | | | | | 35 | 60 | | | | | | | | 18,46 | -ABS |
| 19-2540 | | | R | R | | | | | | 35 | 60 | | | | | | | | 18,46 | -ABS |
| 2.0 i DOHC (85 kW) Eng.N9E 12/91-2/93 | | | | | | | | | | | | | | | | | | | | |
| 19-2143 | | | F | R | | | | | | 35 | 60 | | | | | | | | 18,46 | |
| 19-2144 | | | F | L | | | | | | 35 | 60 | | | | | | | | 18,46 | |
| 19-2539 | | | R | L | | | | | | 35 | 60 | | | | | | | | 18,46 | -ABS |
| 19-2540 | | | R | R | | | | | | 35 | 60 | | | | | | | | 18,46 | -ABS |
| 2.3 D (49 kW) Eng.YTR 1/87-2/93 | | | | | | | | | | | | | | | | | | | | |
| 19-2143 | | | F | R | | | | | | 35 | 60 | | | | | | | | 18,46 | |
| 19-2144 | | | F | L | | | | | | 35 | 60 | | | | | | | | 18,46 | |
| 19-2539 | | | R | L | | | | | | 35 | 60 | | | | | | | | 18,46 | -ABS |
| 19-2540 | | | R | R | | | | | | 35 | 60 | | | | | | | | 18,46 | -ABS |
| 2.9 (107 kW) Eng.B4B, B4C 8/88-2/93 | | | | | | | | | | | | | | | | | | | | |
| 19-2143 | | | F | R | | | | | | 35 | 60 | | | | | | | | 18,46 | |
| 19-2144 | | | F | L | | | | | | 35 | 60 | | | | | | | | 18,46 | |

FORD

| METELLI ref | Spare Parts | | F/R | L/R | | | ABS | A | B | C | D | E | F | G | H | I | L | M | Fig | NOTE |
|--|-------------|--|-----|-----|--|--|-----|---|---|-------|-------|---|---|---|---|---|---|---|-------|----------|
| 2.9 i (110 kW) Eng.B4B, B4C 8/88-2/93 | | | | | | | | | | | | | | | | | | | | |
| 19-2143 | | | F | R | | | | | | 35 | 60 | | | | | | | | 18,46 | |
| 19-2144 | | | F | L | | | | | | 35 | 60 | | | | | | | | 18,46 | |
| Street Ka (RL2) 5/03-7/05 | | | | | | | | | | | | | | | | | | | | |
| 1.6 (70 kW) Eng.CDRA, CDRB 5/03-7/05 | | | | | | | | | | | | | | | | | | | | |
| 19-2338 | | | F | | | | | | | 39 | 72 | | | | | | | | 37 | |
| 19-2719 | | | R | | | | | | | 29 | 50,29 | | | | | | | | 17,52 | with Nut |
| Taurus I (GBFK) / Cortina 8/70-5/76 | | | | | | | | | | | | | | | | | | | | |
| 1300 (40 kW) Eng.JA 8/70-2/76 | | | | | | | | | | | | | | | | | | | | |
| 19-2138 | | | F | | | | | | | 17,46 | 50,29 | | | | | | | | 14,73 | |
| 1600 (50 kW) Eng.LAD 1/74-5/75 | | | | | | | | | | | | | | | | | | | | |
| 19-2138 | | | F | | | | | | | 17,46 | 50,29 | | | | | | | | 14,73 | |
| 1600 (53 kW) Eng.LCJ 8/70-2/76 | | | | | | | | | | | | | | | | | | | | |
| 19-2138 | | | F | | | | | | | 17,46 | 50,29 | | | | | | | | 14,73 | |
| 1600 (65 kW) Eng.LE 8/70-2/76 | | | | | | | | | | | | | | | | | | | | |
| 19-2138 | | | F | | | | | | | 17,46 | 50,29 | | | | | | | | 14,73 | |
| 2000 V6 (66 kW) Eng.NY 8/70-2/76 | | | | | | | | | | | | | | | | | | | | |
| 19-2138 | | | F | | | | | | | 17,46 | 50,29 | | | | | | | | 14,73 | |
| Taurus I (GBTK) / Cortina 1/70-2/76 | | | | | | | | | | | | | | | | | | | | |
| 1300 (40 kW) Eng.JAC 1/70-5/75 | | | | | | | | | | | | | | | | | | | | |
| 19-2138 | | | F | | | | | | | 17,46 | 50,29 | | | | | | | | 14,73 | |
| 1600 (50 kW) Eng.LAD 1/74-5/75 | | | | | | | | | | | | | | | | | | | | |
| 19-2138 | | | F | | | | | | | 17,46 | 50,29 | | | | | | | | 14,73 | |
| 1600 (53 kW) Eng.LCJ 1/70-5/75 | | | | | | | | | | | | | | | | | | | | |
| 19-2138 | | | F | | | | | | | 17,46 | 50,29 | | | | | | | | 14,73 | |

FORD

| METELLI ref | Spare Parts | | F/R | L/R | | | ABS | A | B | C | D | E | F | G | H | I | L | M | Fig | NOTE |
|---|-------------|--|-----|-----|--|--|-----|---|---|-------|-------|---|---|---|---|---|---|---|-------|------|
| 1600 (65 kW) Eng.LE 8/70-2/76 | | | | | | | | | | | | | | | | | | | | |
| 19-2138 | | | F | | | | | | | 17,46 | 50,29 | | | | | | | | 14,73 | |
| 2000 (72 kW) Eng.NEG 8/73-2/76 | | | | | | | | | | | | | | | | | | | | |
| 19-2138 | | | F | | | | | | | 17,46 | 50,29 | | | | | | | | 14,73 | |
| 2000 V6 (66 kW) Eng.NY 8/70-2/76 | | | | | | | | | | | | | | | | | | | | |
| 19-2138 | | | F | | | | | | | 17,46 | 50,29 | | | | | | | | 14,73 | |
| Taurus I Coupe (GBCK) / Cortina Coach 8/70-2/76 | | | | | | | | | | | | | | | | | | | | |
| 1300 (40 kW) Eng.JA 8/70-2/76 | | | | | | | | | | | | | | | | | | | | |
| 19-2138 | | | F | | | | | | | 17,46 | 50,29 | | | | | | | | 14,73 | |
| 1600 (53 kW) Eng.LA 8/70-2/76 | | | | | | | | | | | | | | | | | | | | |
| 19-2138 | | | F | | | | | | | 17,46 | 50,29 | | | | | | | | 14,73 | |
| 1600 (65 kW) Eng.LE 8/70-2/76 | | | | | | | | | | | | | | | | | | | | |
| 19-2138 | | | F | | | | | | | 17,46 | 50,29 | | | | | | | | 14,73 | |
| 2000 (72 kW) Eng.NEE 8/73-2/76 | | | | | | | | | | | | | | | | | | | | |
| 19-2138 | | | F | | | | | | | 17,46 | 50,29 | | | | | | | | 14,73 | |
| 2000 V6 (66 kW) Eng.NY 8/70-2/76 | | | | | | | | | | | | | | | | | | | | |
| 19-2138 | | | F | | | | | | | 17,46 | 50,29 | | | | | | | | 14,73 | |
| 2300 V6 (79 kW) Eng.YY 8/71-2/76 | | | | | | | | | | | | | | | | | | | | |
| 19-2138 | | | F | | | | | | | 17,46 | 50,29 | | | | | | | | 14,73 | |
| Taurus I Turnier (GBNK) / Cortina Estate 8/70-2/76 | | | | | | | | | | | | | | | | | | | | |
| 1300 (40 kW) Eng.JA 8/70-2/76 | | | | | | | | | | | | | | | | | | | | |
| 19-2138 | | | F | | | | | | | 17,46 | 50,29 | | | | | | | | 14,73 | |
| 1600 (50 kW) Eng.LAD 1/74-5/75 | | | | | | | | | | | | | | | | | | | | |
| 19-2138 | | | F | | | | | | | 17,46 | 50,29 | | | | | | | | 14,73 | |

FORD

| METELLI ref | Spare Parts | | F/R | L/R | | | ABS | A | B | C | D | E | F | G | H | I | L | M | Fig | NOTE |
|--|-------------|--|-----|-----|--|--|-----|---|---|-------|-------|---|---|---|---|---|---|-------|-----|------|
| 1600 (53 kW) Eng.LCJ 8/70-2/76 | | | | | | | | | | | | | | | | | | | | |
| 19-2138 | | | F | | | | | | | 17,46 | 50,29 | | | | | | | 14,73 | | |
| Taurus II (GBTS, GBFS, CBTS) / Cortina 5/75-7/79 | | | | | | | | | | | | | | | | | | | | |
| 1.3 (40 kW) Eng.JAC 5/75-7/79 | | | | | | | | | | | | | | | | | | | | |
| 19-2138 | | | F | | | | | | | 17,46 | 50,29 | | | | | | | 14,73 | | |
| 1.3 (CBTS) (40 kW) Eng.JAC 9/76-7/79 | | | | | | | | | | | | | | | | | | | | |
| 19-2138 | | | F | | | | | | | 17,46 | 50,29 | | | | | | | 14,73 | | |
| 1.6 (50 kW) Eng.LAD 5/75-7/79 | | | | | | | | | | | | | | | | | | | | |
| 19-2138 | | | F | | | | | | | 17,46 | 50,29 | | | | | | | 14,73 | | |
| 1.6 (53 kW) Eng.LCJ 5/75-7/79 | | | | | | | | | | | | | | | | | | | | |
| 19-2138 | | | F | | | | | | | 17,46 | 50,29 | | | | | | | 14,73 | | |
| 1.6 (65 kW) Eng.LE 8/76-7/79 | | | | | | | | | | | | | | | | | | | | |
| 19-2138 | | | F | | | | | | | 17,46 | 50,29 | | | | | | | 14,73 | | |
| 2.0 (64 kW) Eng.OHC LC 12/75-7/76 | | | | | | | | | | | | | | | | | | | | |
| 19-2138 | | | F | | | | | | | 17,46 | 50,29 | | | | | | | 14,73 | | |
| 2.0 (66 kW) Eng.NYR 5/75-7/79 | | | | | | | | | | | | | | | | | | | | |
| 19-2138 | | | F | | | | | | | 17,46 | 50,29 | | | | | | | 14,73 | | |
| 2.0 (70 kW) Eng.NEG, OHC TL 20 H 8/76-7/79 | | | | | | | | | | | | | | | | | | | | |
| 19-2138 | | | F | | | | | | | 17,46 | 50,29 | | | | | | | 14,73 | | |
| 2.3 (79 kW) Eng.YYF 5/75-7/79 | | | | | | | | | | | | | | | | | | | | |
| 19-2138 | | | F | | | | | | | 17,46 | 50,29 | | | | | | | 14,73 | | |
| Taurus II Turnier (GBNS) / Cortina Estate 5/75-8/79 | | | | | | | | | | | | | | | | | | | | |
| 1.3 (40 kW) Eng.JAC 12/75-7/79 | | | | | | | | | | | | | | | | | | | | |
| 19-2138 | | | F | | | | | | | 17,46 | 50,29 | | | | | | | 14,73 | | |
| 1.3 (43 kW) Eng.JAC 5/75-7/79 | | | | | | | | | | | | | | | | | | | | |
| 19-2138 | | | F | | | | | | | 17,46 | 50,29 | | | | | | | 14,73 | | |

FORD

| METELLI ref | Spare Parts | | F/R | L/R | | | ABS | A | B | C | D | E | F | G | H | I | L | M | Fig | NOTE |
|---|-------------|--|-----|-----|--|--|-----|---|---|-------|-------|---|---|---|---|---|---|-------|-----|------|
| 1.6 (50 kW) Eng.LAD 5/75-7/79 | | | | | | | | | | | | | | | | | | | | |
| 19-2138 | | | F | | | | | | | 17,46 | 50,29 | | | | | | | 14,73 | | |
| 1.6 (53 kW) Eng.LCJ 5/75-7/79 | | | | | | | | | | | | | | | | | | | | |
| 19-2138 | | | F | | | | | | | 17,46 | 50,29 | | | | | | | 14,73 | | |
| 2.0 (64 kW) Eng.OHC LC 12/75-7/76 | | | | | | | | | | | | | | | | | | | | |
| 19-2138 | | | F | | | | | | | 17,46 | 50,29 | | | | | | | 14,73 | | |
| 2.0 (66 kW) Eng.NYR 5/75-7/79 | | | | | | | | | | | | | | | | | | | | |
| 19-2138 | | | F | | | | | | | 17,46 | 50,29 | | | | | | | 14,73 | | |
| 2.0 (70 kW) Eng.NEG, OHC TL 20 H 8/76-7/79 | | | | | | | | | | | | | | | | | | | | |
| 19-2138 | | | F | | | | | | | 17,46 | 50,29 | | | | | | | 14,73 | | |
| 2.3 (79 kW) Eng.YYF 5/75-7/79 | | | | | | | | | | | | | | | | | | | | |
| 19-2138 | | | F | | | | | | | 17,46 | 50,29 | | | | | | | 14,73 | | |
| Taurus III 80 (GBS, GBNS) / Cortina 7/79-12/82 | | | | | | | | | | | | | | | | | | | | |
| 1.3 (43 kW) Eng.JCC 7/79-7/82 | | | | | | | | | | | | | | | | | | | | |
| 19-2138 | | | F | | | | | | | 17,46 | 50,29 | | | | | | | 14,73 | | |
| 1.6 (51 kW) Eng.LAR 7/79-7/82 | | | | | | | | | | | | | | | | | | | | |
| 19-2138 | | | F | | | | | | | 17,46 | 50,29 | | | | | | | 14,73 | | |
| 1.6 (54 kW) Eng.LCJ 7/79-7/82 | | | | | | | | | | | | | | | | | | | | |
| 19-2138 | | | F | | | | | | | 17,46 | 50,29 | | | | | | | 14,73 | | |
| 1.6 (65 kW) Eng.LE 7/79-7/82 | | | | | | | | | | | | | | | | | | | | |
| 19-2138 | | | F | | | | | | | 17,46 | 50,29 | | | | | | | 14,73 | | |
| 2.0 (66 kW) Eng.NWR 7/79-7/82 | | | | | | | | | | | | | | | | | | | | |
| 19-2138 | | | F | | | | | | | 17,46 | 50,29 | | | | | | | 14,73 | | |
| 2.0 (74 kW) Eng.NER 7/79-7/82 | | | | | | | | | | | | | | | | | | | | |
| 19-2138 | | | F | | | | | | | 17,46 | 50,29 | | | | | | | 14,73 | | |

FORD

| METELLI ref | Spare Parts | | F/R | L/R | | | ABS | A | B | C | D | E | F | G | H | I | L | M | Fig | NOTE |
|--|-------------|--------|-----|-----|--|--|-----|---|---|-------|-------|-----|---|---|---|---|---|-------|-----|--------|
| 2.3 (84 kW) Eng.YYR 7/79-7/82 | | | | | | | | | | | | | | | | | | | | |
| 19-2138 | | | F | | | | | | | 17,46 | 50,29 | | | | | | | 14,73 | | |
| Taurus III 80 Turnier (GBNS) / Cortina 7/79-12/82 | | | | | | | | | | | | | | | | | | | | |
| 1.3 (46 kW) Eng.JCR 7/79-7/82 | | | | | | | | | | | | | | | | | | | | |
| 19-2138 | | | F | | | | | | | 17,46 | 50,29 | | | | | | | 14,73 | | |
| 1.6 (51 kW) Eng.LAR 7/79-7/82 | | | | | | | | | | | | | | | | | | | | |
| 19-2138 | | | F | | | | | | | 17,46 | 50,29 | | | | | | | 14,73 | | |
| 1.6 (54 kW) Eng.LCJ 7/79-7/82 | | | | | | | | | | | | | | | | | | | | |
| 19-2138 | | | F | | | | | | | 17,46 | 50,29 | | | | | | | 14,73 | | |
| 2.0 (66 kW) Eng.NWR 7/79-7/82 | | | | | | | | | | | | | | | | | | | | |
| 19-2138 | | | F | | | | | | | 17,46 | 50,29 | | | | | | | 14,73 | | |
| 2.0 (74 kW) Eng.NER 7/79-7/82 | | | | | | | | | | | | | | | | | | | | |
| 19-2138 | | | F | | | | | | | 17,46 | 50,29 | | | | | | | 14,73 | | |
| 2.3 (84 kW) Eng.YYR 7/79-7/82 | | | | | | | | | | | | | | | | | | | | |
| 19-2138 | | | F | | | | | | | 17,46 | 50,29 | | | | | | | 14,73 | | |
| Tourneo Connect I 6/02-12/13 | | | | | | | | | | | | | | | | | | | | |
| 1.8 16V (85 kW) Eng.EYPA, EYPB, EYPC, EYPD 6/02-12/13 | | | | | | | | | | | | | | | | | | | | |
| 19-2809 | | -05/11 | F | | | | | | | 39 | 74 | | | | | | | 39 | | +ABS |
| 19-2924 | | -06/06 | R | | | | | | | | | 136 | | | | | | | | +/-ABS |
| 19-2925 | | | R | | | | | | | 37 | | 136 | | | | | | 85 | | |
| 1.8 TDCi (66 kW) Eng.HCPA, HCPB, HCPC, HCPD, P9PA, P9PB, P9PC, P9PD, R3 6/02-12/13 | | | | | | | | | | | | | | | | | | | | |
| 19-2809 | | -05/11 | F | | | | | | | 39 | 74 | | | | | | | 39 | | +ABS |
| 19-2924 | | -06/06 | R | | | | | | | | | 136 | | | | | | | | +/-ABS |
| 19-2925 | | | R | | | | | | | 37 | | 136 | | | | | | 85 | | |
| 1.8 TDCi (81 kW) Eng.RWPA, RWPB, RWPC, RWPD 8/06-12/13 | | | | | | | | | | | | | | | | | | | | |
| 19-2809 | | -05/11 | F | | | | | | | 39 | 74 | | | | | | | 39 | | +ABS |
| 19-2924 | | | R | | | | | | | | | 136 | | | | | | | | +/-ABS |

FORD

| METELLI ref | Spare Parts | | F/R | L/R | | ABS | A | B | C | D | E | F | G | H | I | L | M | Fig | NOTE |
|---|-------------|--------|-----|-----|--|-----|---|---|----|----|-----|---|---|---|---|----|---|-----|--------|
| 19-2925 | | | R | | | | | | 37 | | 136 | | | | | 85 | | | |
| 1.8 TDCi /TDDi /DI (55 kW) Eng.BHPA, P7PA, P7PB, R2PA 6/02-12/13 | | | | | | | | | | | | | | | | | | | |
| 19-2809 | | -05/11 | F | | | | | | 39 | 74 | | | | | | 39 | | | +ABS |
| 19-2924 | | -06/06 | R | | | | | | | | 136 | | | | | | | | +/-ABS |
| 19-2925 | | | R | | | | | | 37 | | 136 | | | | | 85 | | | |
| ELECTRIC (58 kW) Eng.- 9/11-12/13 | | | | | | | | | | | | | | | | | | | |
| 19-2925 | | | R | | | | | | 37 | | 136 | | | | | 85 | | | |
| Tourneo Connect II Kombi, Grand 9/13-1/70 | | | | | | | | | | | | | | | | | | | |
| 1.0 EcoBoost (74 kW) Eng.B3GA (05.18-), M2GA, M2GB, SFCB 11/13-1/70 | | | | | | | | | | | | | | | | | | | |
| 19-2363 | | | F | | | | | | 45 | 82 | | | | | | 42 | | | |
| 1.5 EcoBlue (55 kW) Eng.BEGA 5/18-1/70 | | | | | | | | | | | | | | | | | | | |
| 19-2363 | | | F | | | | | | 45 | 82 | | | | | | 42 | | | |
| 1.5 EcoBlue (74 kW) Eng.Z2GA 5/18-1/70 | | | | | | | | | | | | | | | | | | | |
| 19-2363 | | | F | | | | | | 45 | 82 | | | | | | 42 | | | |
| 1.5 EcoBlue (88 kW) Eng.ZTGA 5/18-1/70 | | | | | | | | | | | | | | | | | | | |
| 19-2363 | | | F | | | | | | 45 | 82 | | | | | | 42 | | | |
| 1.5 TDCi (55 kW) Eng.XUGA 5/15-1/70 | | | | | | | | | | | | | | | | | | | |
| 19-2363 | | | F | | | | | | 45 | 82 | | | | | | 42 | | | |
| 1.5 TDCi (74 kW) Eng.XVGA, XVGB, XVGC, XXGA 5/15-1/70 | | | | | | | | | | | | | | | | | | | |
| 19-2363 | | | F | | | | | | 45 | 82 | | | | | | 42 | | | |
| 1.5 TDCi (88 kW) Eng.XWGA, XWGB, XWGC 5/15-1/70 | | | | | | | | | | | | | | | | | | | |
| 19-2363 | | | F | | | | | | 45 | 82 | | | | | | 42 | | | |
| 1.6 EcoBoost (110 kW) Eng.JQGA 11/13-1/70 | | | | | | | | | | | | | | | | | | | |
| 19-2363 | | | F | | | | | | 45 | 82 | | | | | | 42 | | | |
| 1.6 TDCi (55 kW) Eng.UBGA 9/13-1/70 | | | | | | | | | | | | | | | | | | | |
| 19-2363 | | | F | | | | | | 45 | 82 | | | | | | 42 | | | |
| 1.6 TDCi (70 kW) Eng.TZGA, TZGB 9/13-1/70 | | | | | | | | | | | | | | | | | | | |
| 19-2363 | | | F | | | | | | 45 | 82 | | | | | | 42 | | | |

FORD

| METELLI ref | Spare Parts | F/R | L/R | ABS | A | B | C | D | E | F | G | H | I | L | M | Fig | NOTE |
|--|-------------|-----|-----|-----|---|---|----|----|---|---|---|---|---|----|---|-----|------|
| 1.6 TDCi (85 kW) Eng.T1GA 9/13-1/70 | | | | | | | | | | | | | | | | | |
| 19-2363 | | F | | | | | 45 | 82 | | | | | | 42 | | | |
| Tourneo Courier Kombi 2/14-1/70 | | | | | | | | | | | | | | | | | |
| 1.0 EcoBoost (74 kW) Eng.SFCA, SFCB, SFCC, SFCD, SFCE (04.18-), SFCF (04.1 2/14-1/70 | | | | | | | | | | | | | | | | | |
| 19-8131 | | F | | | | | 39 | 72 | | | | | | 37 | | | |
| 1.5 TDCi (55 kW) Eng.UGCA, UGCB, XUCC, XUCD, XUCE, XWCA (04.18-), XWCB 2/14-1/70 | | | | | | | | | | | | | | | | | |
| 19-8131 | | F | | | | | 39 | 72 | | | | | | 37 | | | |
| 1.5 TDCi (70 kW) Eng.XVCA, XVCB, XVCC, XVCD 5/15-1/70 | | | | | | | | | | | | | | | | | |
| 19-8131 | | F | | | | | 39 | 72 | | | | | | 37 | | | |
| 1.5 TDCi (74 kW) Eng.XXCA, XXCB, XXCC 4/18-1/70 | | | | | | | | | | | | | | | | | |
| 19-8131 | | F | | | | | 39 | 72 | | | | | | 37 | | | |
| 1.6 TDCi (70 kW) Eng.T3CA, T3CB, T3CC 2/14-1/70 | | | | | | | | | | | | | | | | | |
| 19-8131 | | F | | | | | 39 | 72 | | | | | | 37 | | | |
| Transit Connect II SW 2/13-1/70 | | | | | | | | | | | | | | | | | |
| 1.5 EcoBlue (55 kW) Eng.BEGA 5/18-1/70 | | | | | | | | | | | | | | | | | |
| 19-2363 | | F | | | | | 45 | 82 | | | | | | 42 | | | |
| 1.5 EcoBlue (74 kW) Eng.Z2GA 5/18-1/70 | | | | | | | | | | | | | | | | | |
| 19-2363 | | F | | | | | 45 | 82 | | | | | | 42 | | | |
| 1.5 EcoBlue (88 kW) Eng.ZTGA 5/15-1/70 | | | | | | | | | | | | | | | | | |
| 19-2363 | | F | | | | | 45 | 82 | | | | | | 42 | | | |
| 1.5 TDCi (55 kW) Eng.XUGA 8/15-1/70 | | | | | | | | | | | | | | | | | |
| 19-2363 | | F | | | | | 45 | 82 | | | | | | 42 | | | |
| 1.5 TDCi (74 kW) Eng.XVGA, XVGB, XVGC, XXGA 5/15-1/70 | | | | | | | | | | | | | | | | | |
| 19-2363 | | F | | | | | 45 | 82 | | | | | | 42 | | | |
| 1.5 TDCi (88 kW) Eng.XWGA, XWGB, XWGC 5/15-1/70 | | | | | | | | | | | | | | | | | |
| 19-2363 | | F | | | | | 45 | 82 | | | | | | 42 | | | |

FORD

| METELLI ref | Spare Parts | F/R | L/R | ABS | A | B | C | D | E | F | G | H | I | L | M | Fig | NOTE |
|---|-------------|-----|-----|-----|---|---|----|----|---|---|---|---|---|---|---|-----|------|
| 1.6 TDCi (55 kW) Eng.UBGA 2/13-1/70 | | | | | | | | | | | | | | | | | |
| 19-2363 | | F | | | | | 45 | 82 | | | | | | | | 42 | |
| 1.6 TDCi (70 kW) Eng.TZGA, TZGB 2/13-1/70 | | | | | | | | | | | | | | | | | |
| 19-2363 | | F | | | | | 45 | 82 | | | | | | | | 42 | |
| 1.6 TDCi (85 kW) Eng.T1GA 2/13-1/70 | | | | | | | | | | | | | | | | | |
| 19-2363 | | F | | | | | 45 | 82 | | | | | | | | 42 | |

Transit Courier Kombi 2/14-1/70

1.0 EcoBoost (74 kW) Eng.SFCA, SFCB, SFCC, SFCD, SFCE (04.18-), SFCE (04.1 2/14-1/70

| | | | | | | | | | | | | | | | | | |
|---|--|---|--|--|--|--|----|----|--|--|--|--|--|--|--|----|--|
| 19-8131 | | F | | | | | 39 | 72 | | | | | | | | 37 | |
| 1.5 TDCi (55 kW) Eng.UGCA, UGCB, XUCC, XUCCD, XUCC, XWCA (04.18-), XWCB 2/14-1/70 | | | | | | | | | | | | | | | | | |
| 19-8131 | | F | | | | | 39 | 72 | | | | | | | | 37 | |
| 1.5 TDCi (70 kW) Eng.XVCA, XVCB, XVCC, XVCD 5/15-1/70 | | | | | | | | | | | | | | | | | |
| 19-8131 | | F | | | | | 39 | 72 | | | | | | | | 37 | |
| 1.5 TDCi (74 kW) Eng.XXCA, XXCB, XXCC 4/18-1/70 | | | | | | | | | | | | | | | | | |
| 19-8131 | | F | | | | | 39 | 72 | | | | | | | | 37 | |
| 1.6 TDCi (70 kW) Eng.T3CA, T3CB, T3CC 2/14-1/70 | | | | | | | | | | | | | | | | | |
| 19-8131 | | F | | | | | 39 | 72 | | | | | | | | 37 | |

FORD HCV

Transit II Bus (72E, 73E) 1/65-12/78

1.5 1000 (72E2A) (44 kW) Eng.EX 12/68-5/73

| | | | | | | | | | | | | | | | | | |
|--|--|---|--|--|--|--|-------|-------|--|--|--|--|--|--|--|-------|---------|
| 19-2148 | | F | | | | | 17,46 | 59,13 | | | | | | | | 16,76 | |
| 19-2673 | | R | | | | | 45 | 85 | | | | | | | | 23 | Axle 34 |
| 1.5 1100 (72000) (44 kW) Eng.EX 11/65-7/71 | | | | | | | | | | | | | | | | | |
| 19-2148 | | F | | | | | 17,46 | 59,13 | | | | | | | | 16,76 | |
| 19-2673 | | R | | | | | 45 | 85 | | | | | | | | 23 | Axle 34 |

FORD HCV

| METELLI ref | Spare Parts | | F/R | L/R | | | ABS | A | B | C | D | E | F | G | H | I | L | M | Fig | NOTE |
|---|-------------|--|-----|-----|--|--|-----|---|---|-------|-------|---|---|---|---|---|---|-------|-----|---------|
| 1.5 900 (7200) (44 kW) Eng.EX 11/65-8/69 | | | | | | | | | | | | | | | | | | | | |
| 19-2148 | | | F | | | | | | | 17,46 | 59,13 | | | | | | | 16,76 | | |
| 19-2673 | | | R | | | | | | | 45 | 85 | | | | | | | 23 | | Axle 34 |
| 1.5 900 (7300) (44 kW) Eng.EX 11/65-5/73 | | | | | | | | | | | | | | | | | | | | |
| 19-2148 | | | F | | | | | | | 17,46 | 59,13 | | | | | | | 16,76 | | |
| 19-2673 | | | R | | | | | | | 45 | 85 | | | | | | | 23 | | Axle 34 |
| 1.7 (72E3C) (48 kW) Eng.EY 1/71-5/73 | | | | | | | | | | | | | | | | | | | | |
| 19-2148 | | | F | | | | | | | 17,46 | 59,13 | | | | | | | 16,76 | | |
| 19-2673 | | | R | | | | | | | 45 | 85 | | | | | | | 23 | | Axle 34 |
| 1.7 1000 (72E2A) (48 kW) Eng.EY 1/71-5/73 | | | | | | | | | | | | | | | | | | | | |
| 19-2148 | | | F | | | | | | | 17,46 | 59,13 | | | | | | | 16,76 | | |
| 19-2673 | | | R | | | | | | | 45 | 85 | | | | | | | 23 | | Axle 34 |
| 1.7 1300 (820000) (48 kW) Eng.EY 1/66-5/73 | | | | | | | | | | | | | | | | | | | | |
| 19-2148 | | | F | | | | | | | 17,46 | 59,13 | | | | | | | 16,76 | | |
| 19-2673 | | | R | | | | | | | 45 | 85 | | | | | | | 23 | | Axle 34 |
| 1.7 900 (7300) (48 kW) Eng.EY 2/71-6/71 | | | | | | | | | | | | | | | | | | | | |
| 19-2148 | | | F | | | | | | | 17,46 | 59,13 | | | | | | | 16,76 | | |
| 19-2673 | | | R | | | | | | | 45 | 85 | | | | | | | 23 | | Axle 34 |
| 1.7 FT 100 (72E2A) (48 kW) Eng.EY 4/71-3/78 | | | | | | | | | | | | | | | | | | | | |
| 19-2148 | | | F | | | | | | | 17,46 | 59,13 | | | | | | | 16,76 | | |
| 19-2673 | | | R | | | | | | | 45 | 85 | | | | | | | 23 | | Axle 34 |
| 2.3 D FT 100 (72E2X) (46 kW) Eng.4AA 11/71-9/78 | | | | | | | | | | | | | | | | | | | | |
| 19-2148 | | | F | | | | | | | 17,46 | 59,13 | | | | | | | 16,76 | | |
| 19-2673 | | | R | | | | | | | 45 | 85 | | | | | | | 23 | | Axle 34 |
| Transit II Platform/Chassis (74E) 1/65-12/78 | | | | | | | | | | | | | | | | | | | | |
| 1.5 (44 kW) Eng.EX 1/71-5/73 | | | | | | | | | | | | | | | | | | | | |
| 19-2148 | | | F | | | | | | | 17,46 | 59,13 | | | | | | | 16,76 | | |
| 19-2673 | | | R | | | | | | | 45 | 85 | | | | | | | 23 | | Axle 34 |

FORD HCV

| METELLI ref | Spare Parts | | F/R | L/R | | | ABS | A | B | C | D | E | F | G | H | I | L | M | Fig | NOTE |
|---|-------------|--|-----|-----|--|--|-----|---|---|-------|-------|---|---|---|---|---|---|-------|-----|---------|
| 1.7 FT 100 (48 kW) Eng.EY 4/71-3/78 | | | | | | | | | | | | | | | | | | | | |
| 19-2148 | | | F | | | | | | | 17,46 | 59,13 | | | | | | | 16,76 | | |
| 19-2673 | | | R | | | | | | | 45 | 85 | | | | | | | 23 | | Axle 34 |
| Transit II Van (72E, 71E) 1/65-12/78 | | | | | | | | | | | | | | | | | | | | |
| 1.5 (72E1A) (44 kW) Eng.EX 1/71-5/73 | | | | | | | | | | | | | | | | | | | | |
| 19-2148 | | | F | | | | | | | 17,46 | 59,13 | | | | | | | 16,76 | | |
| 19-2673 | | | R | | | | | | | 45 | 85 | | | | | | | 23 | | Axle 34 |
| 1.7 FT 100 (48 kW) Eng.EY 4/71-3/78 | | | | | | | | | | | | | | | | | | | | |
| 19-2148 | | | F | | | | | | | 17,46 | 59,13 | | | | | | | 16,76 | | |
| 19-2673 | | | R | | | | | | | 45 | 85 | | | | | | | 23 | | Axle 34 |
| Transit II Van (81E) 11/65-7/73 | | | | | | | | | | | | | | | | | | | | |
| 1.7 1300 (81E4SA) (48 kW) Eng.EY 3/67-7/73 | | | | | | | | | | | | | | | | | | | | |
| 19-2148 | | | F | | | | | | | 17,46 | 59,13 | | | | | | | 16,76 | | |
| 19-2673 | | | R | | | | | | | 45 | 85 | | | | | | | 23 | | Axle 34 |
| 1.7 1300 Feuerw. (810000) (48 kW) Eng.EY 11/65-5/73 | | | | | | | | | | | | | | | | | | | | |
| 19-2148 | | | F | | | | | | | 17,46 | 59,13 | | | | | | | 16,76 | | |
| 19-2673 | | | R | | | | | | | 45 | 85 | | | | | | | 23 | | Axle 34 |
| Transit III Bus (V__) 11/77-10/86 | | | | | | | | | | | | | | | | | | | | |
| 1.6 (VAS, VLS, VZS) (48 kW) Eng.4RB (12.77-04.81) 12/77-10/86 | | | | | | | | | | | | | | | | | | | | |
| 19-2148 | | | F | | | | | | | 17,46 | 59,13 | | | | | | | 16,76 | | |
| 19-2673 | | | R | | | | | | | 45 | 85 | | | | | | | 23 | | Axle 34 |
| 2.0 (VAS, VBLVIL, VLS, VUL, VZS) (43 kW) Eng.4RC (12.77-07.82) 12/77-7/82 | | | | | | | | | | | | | | | | | | | | |
| 19-2148 | | | F | | | | | | | 17,46 | 59,13 | | | | | | | 16,76 | | |
| 19-2673 | | | R | | | | | | | 45 | 85 | | | | | | | 23 | | Axle 34 |
| 2.0 (VAS, VIL, VLS, VUL, VZS) (57 kW) Eng.4RC (12.77-10.86) 11/77-10/86 | | | | | | | | | | | | | | | | | | | | |
| 19-2148 | | | F | | | | | | | 17,46 | 59,13 | | | | | | | 16,76 | | |

FORD HCV

| METELLI ref | Spare Parts | | F/R | L/R | | | ABS | A | B | C | D | E | F | G | H | I | L | M | Fig | NOTE |
|---|-------------|--|-----|-----|--|--|-----|---|---|-------|-------|---|---|---|---|---|-------|---|-----|---------|
| 19-2673 | | | R | | | | | | | 45 | 85 | | | | | | 23 | | | Axle 34 |
| 2.0 (VAS, VLS, VZS) (55 kW) Eng.4RC (12.77-10.86) 11/77-10/86 | | | | | | | | | | | | | | | | | | | | |
| 19-2148 | | | F | | | | | | | 17,46 | 59,13 | | | | | | 16,76 | | | |
| 19-2673 | | | R | | | | | | | 45 | 85 | | | | | | 23 | | | Axle 34 |
| 2.4 D (VAS, VBL, VIL, VUL, VZS) (46 kW) Eng.4AA 12/77-10/86 | | | | | | | | | | | | | | | | | | | | |
| 19-2148 | | | F | | | | | | | 17,46 | 59,13 | | | | | | 16,76 | | | |
| 19-2673 | | | R | | | | | | | 45 | 85 | | | | | | 23 | | | Axle 34 |
| 2.5 D (VAS, VBL, VIL, VUL, VZS) (50 kW) Eng.4AB 10/83-10/86 | | | | | | | | | | | | | | | | | | | | |
| 19-2148 | | | F | | | | | | | 17,46 | 59,13 | | | | | | 16,76 | | | |
| 19-2673 | | | R | | | | | | | 45 | 85 | | | | | | 23 | | | Axle 34 |
| Transit III Platform/Chassis (V_ _) 11/77-10/86 | | | | | | | | | | | | | | | | | | | | |
| 1.6 (VCS, VDS) (48 kW) Eng.B 11/77-10/86 | | | | | | | | | | | | | | | | | | | | |
| 19-2148 | | | F | | | | | | | 17,46 | 59,13 | | | | | | 16,76 | | | |
| 19-2673 | | | R | | | | | | | 45 | 85 | | | | | | 23 | | | Axle 34 |
| 2.0 (VGL, VSL, VTL, VCS, VDS) (57 kW) Eng.4RC (12.77-10.86) 11/77-10/86 | | | | | | | | | | | | | | | | | | | | |
| 19-2148 | | | F | | | | | | | 17,46 | 59,13 | | | | | | 16,76 | | | |
| 19-2673 | | | R | | | | | | | 45 | 85 | | | | | | 23 | | | Axle 34 |
| 2.0 (VGL, VSL, VTL) (43 kW) Eng.4RC (12.77-07.82) 11/77-7/82 | | | | | | | | | | | | | | | | | | | | |
| 19-2148 | | | F | | | | | | | 17,46 | 59,13 | | | | | | 16,76 | | | |
| 19-2673 | | | R | | | | | | | 45 | 85 | | | | | | 23 | | | Axle 34 |
| 2.4 D (VGL, VSL, VTL, VCS, VDS) (46 kW) Eng.4AA 11/77-9/85 | | | | | | | | | | | | | | | | | | | | |
| 19-2148 | | | F | | | | | | | 17,46 | 59,13 | | | | | | 16,76 | | | |
| 19-2673 | | | R | | | | | | | 45 | 85 | | | | | | 23 | | | Axle 34 |
| 2.5 D (VGL, VSL, VTL, VCS, VDS) (50 kW) Eng.4AB 10/83-10/86 | | | | | | | | | | | | | | | | | | | | |
| 19-2148 | | | F | | | | | | | 17,46 | 59,13 | | | | | | 16,76 | | | |
| 19-2673 | | | R | | | | | | | 45 | 85 | | | | | | 23 | | | Axle 34 |

FORD HCV

| METELLI ref | Spare Parts | | F/R | L/R | | | ABS | A | B | C | D | E | F | G | H | I | L | M | Fig | NOTE |
|---|-------------|--------|-----|-----|--|--|-----|---|---|-------|-------|---|---|---|---|---|---|-------|-----|--------------------------|
| Transit III Van (V__) 11/77-10/86 | | | | | | | | | | | | | | | | | | | | |
| 1.6 (WS) (48 kW) Eng.4RB (12.77-04.81) 11/77-10/86 | | | | | | | | | | | | | | | | | | | | |
| 19-2148 | | | F | | | | | | | 17,46 | 59,13 | | | | | | | 16,76 | | |
| 19-2673 | | | R | | | | | | | 45 | 85 | | | | | | | 23 | | Axle 34 |
| 2.0 (VHL, VVS) (57 kW) Eng.4RC (12.77-10.86) 11/77-10/86 | | | | | | | | | | | | | | | | | | | | |
| 19-2148 | | | F | | | | | | | 17,46 | 59,13 | | | | | | | 16,76 | | |
| 19-2673 | | | R | | | | | | | 45 | 85 | | | | | | | 23 | | Axle 34 |
| 2.0 (VVL) (55 kW) Eng.4RC (12.77-10.86) 11/77-10/86 | | | | | | | | | | | | | | | | | | | | |
| 19-2148 | | | F | | | | | | | 17,46 | 59,13 | | | | | | | 16,76 | | |
| 19-2673 | | | R | | | | | | | 45 | 85 | | | | | | | 23 | | Axle 34 |
| 2.0 (VVS) (43 kW) Eng.4RC (12.77-07.82) 11/77-7/82 | | | | | | | | | | | | | | | | | | | | |
| 19-2148 | | | F | | | | | | | 17,46 | 59,13 | | | | | | | 16,76 | | |
| 19-2673 | | | R | | | | | | | 45 | 85 | | | | | | | 23 | | Axle 34 |
| 2.4 D (VVS) (46 kW) Eng.4AA 11/77-10/86 | | | | | | | | | | | | | | | | | | | | |
| 19-2148 | | | F | | | | | | | 17,46 | 59,13 | | | | | | | 16,76 | | |
| 19-2673 | | | R | | | | | | | 45 | 85 | | | | | | | 23 | | Axle 34 |
| 2.5 D (VVL) (50 kW) Eng.4AB 10/83-10/86 | | | | | | | | | | | | | | | | | | | | |
| 19-2148 | | | F | | | | | | | 17,46 | 59,13 | | | | | | | 16,76 | | |
| 19-2673 | | | R | | | | | | | 45 | 85 | | | | | | | 23 | | Axle 34 |
| Transit IV Bus (T__) 10/85-9/92 | | | | | | | | | | | | | | | | | | | | |
| 1.6 (TBL, TES) (46 kW) Eng.LAT 12/85-1/89 | | | | | | | | | | | | | | | | | | | | |
| 19-2148 | | | F | | | | | | | 17,46 | 59,13 | | | | | | | 16,76 | | |
| 19-2673 | | | R | | | | | | | 45 | 85 | | | | | | | 23 | | Mod. 80-120, Axle 34 |
| 19-2676 | | | R | | | | | | | 50,8 | 96,84 | | | | | | | 21 | | Mod. FT 100L, FT 130-190 |
| 2.0 (TBS, TCL, TCS, TEL, TES) (57 kW) Eng.NAT, NAV 11/85-9/92 | | | | | | | | | | | | | | | | | | | | |
| 19-2148 | | -12/91 | F | | | | | | | 17,46 | 59,13 | | | | | | | 16,76 | | |
| 19-2673 | | | R | | | | | | | 45 | 85 | | | | | | | 23 | | Mod. 80-120, Axle 34 |

FORD HCV

| METELLI ref | Spare Parts | | F/R | L/R | | ABS | A | B | C | D | E | F | G | H | I | L | M | Fig | NOTE |
|--|-------------|--------|-----|-----|--|-----|---|---|-------|-------|---|---|---|---|---|----|---|-------|--------------------------|
| 19-2676 | | -12/91 | R | | | | | | 50,8 | 96,84 | | | | | | 21 | | | Mod. FT 100L, FT 130-190 |
| 2.0 Cat (TBS, TCL, TCS) (57 kW) Eng.N6T 12/85-9/92 | | | | | | | | | | | | | | | | | | | |
| 19-2148 | | -12/91 | F | | | | | | 17,46 | 59,13 | | | | | | | | 16,76 | |
| 19-2673 | | | R | | | | | | 45 | 85 | | | | | | | | 23 | Mod. 80-120, Axle 34 |
| 19-2676 | | -12/91 | R | | | | | | 50,8 | 96,84 | | | | | | | | 21 | Mod. FT 100L, FT 130-190 |
| 2.5 D (TBS, TCL, TCS, TEL, TES) (50 kW) Eng.4AB 12/85-1/89 | | | | | | | | | | | | | | | | | | | |
| 19-2148 | | | F | | | | | | 17,46 | 59,13 | | | | | | | | 16,76 | |
| 19-2673 | | | R | | | | | | 45 | 85 | | | | | | | | 23 | Mod. 80-120, Axle 34 |
| 19-2676 | | | R | | | | | | 50,8 | 96,84 | | | | | | | | 21 | Mod. FT 100L, FT 130-190 |
| 2.5 D (TBS, TEL, TES) (52 kW) Eng.4BA, 4CA 9/88-9/92 | | | | | | | | | | | | | | | | | | | |
| 19-2148 | | -12/91 | F | | | | | | 17,46 | 59,13 | | | | | | | | 16,76 | |
| 19-2673 | | | R | | | | | | 45 | 85 | | | | | | | | 23 | Mod. 80-120, Axle 34 |
| 19-2676 | | -12/91 | R | | | | | | 50,8 | 96,84 | | | | | | | | 21 | Mod. FT 100L, FT 130-190 |
| Transit IV Platform/Chassis (T_) 10/85-9/92 | | | | | | | | | | | | | | | | | | | |
| 2.0 (TTE, TTL, TTS) (57 kW) Eng.NAT, NAV 1/86-9/92 | | | | | | | | | | | | | | | | | | | |
| 19-2148 | | -12/91 | F | | | | | | 17,46 | 59,13 | | | | | | | | 16,76 | |
| 19-2673 | | | R | | | | | | 45 | 85 | | | | | | | | 23 | Mod. FT80-120, Axle 34 |
| 19-2676 | | -12/91 | R | | | | | | 50,8 | 96,84 | | | | | | | | 21 | Mod. FT 100L, FT 130-190 |
| 2.0 Cat (TUL) (57 kW) Eng.N6T 11/85-9/92 | | | | | | | | | | | | | | | | | | | |
| 19-2148 | | -12/91 | F | | | | | | 17,46 | 59,13 | | | | | | | | 16,76 | |
| 19-2673 | | | R | | | | | | 45 | 85 | | | | | | | | 23 | Mod. FT80-120, Axle 34 |
| 19-2676 | | -12/91 | R | | | | | | 50,8 | 96,84 | | | | | | | | 21 | Mod. FT 100L, FT 130-190 |
| 2.5 D (TTL, TTS, TUL, TUS, TTE) (50 kW) Eng.4AB 1/86-1/89 | | | | | | | | | | | | | | | | | | | |
| 19-2148 | | | F | | | | | | 17,46 | 59,13 | | | | | | | | 16,76 | |
| 19-2673 | | | R | | | | | | 45 | 85 | | | | | | | | 23 | Mod. FT80-120, Axle 34 |
| 19-2676 | | | R | | | | | | 50,8 | 96,84 | | | | | | | | 21 | Mod. FT 100L, FT 130-190 |
| 2.5 DI (TTE, TTL, TTS, TUL) (52 kW) Eng.4BA, 4BB, 4CA, 4CB 9/88-9/92 | | | | | | | | | | | | | | | | | | | |
| 19-2148 | | -12/91 | F | | | | | | 17,46 | 59,13 | | | | | | | | 16,76 | |

FORD HCV

| METELLI ref | Spare Parts | | F/R | L/R | | ABS | A | B | C | D | E | F | G | H | I | L | M | Fig | NOTE |
|--|-------------|--------|-----|-----|--|-----|---|---|-------|-------|---|---|---|---|---|----|---|-------|--------------------------|
| 19-2673 | | | R | | | | | | 45 | 85 | | | | | | 23 | | | Mod. FT80-120, Axle 34 |
| 19-2676 | | -12/91 | R | | | | | | 50,8 | 96,84 | | | | | | 21 | | | Mod. FT 100L, FT 130-190 |
| Transit IV Van (T_ _) 9/85-9/92 | | | | | | | | | | | | | | | | | | | |
| 1.6 (62 kW) Eng.L3C 10/85-7/87 | | | | | | | | | | | | | | | | | | | |
| 19-2148 | | | F | | | | | | 17,46 | 59,13 | | | | | | | | 16,76 | |
| 1.6 (TAS) (46 kW) Eng.LAT 9/85-9/92 | | | | | | | | | | | | | | | | | | | |
| 19-2148 | | -12/91 | F | | | | | | 17,46 | 59,13 | | | | | | | | 16,76 | |
| 19-2673 | | | R | | | | | | 45 | 85 | | | | | | 23 | | | Mod. 80-120, Axle 34 |
| 19-2676 | | -12/91 | R | | | | | | 50,8 | 96,84 | | | | | | 21 | | | Mod. FT 100L, FT 130-190 |
| 2.0 (56 kW) Eng.NAW, NAX 10/85-3/91 | | | | | | | | | | | | | | | | | | | |
| 19-2148 | | | F | | | | | | 17,46 | 59,13 | | | | | | | | 16,76 | |
| 2.0 (TAL, TAS, TGL, TWS) (57 kW) Eng.NAT, NAV 9/85-9/92 | | | | | | | | | | | | | | | | | | | |
| 19-2148 | | -12/91 | F | | | | | | 17,46 | 59,13 | | | | | | | | 16,76 | |
| 19-2673 | | | R | | | | | | 45 | 85 | | | | | | 23 | | | Mod. 80-120, Axle 34 |
| 19-2676 | | -12/91 | R | | | | | | 50,8 | 96,84 | | | | | | 21 | | | Mod. FT 100L, FT 130-190 |
| 2.5 D (60 kW) Eng.4AE 10/85-3/91 | | | | | | | | | | | | | | | | | | | |
| 19-2148 | | | F | | | | | | 17,46 | 59,13 | | | | | | | | 16,76 | |
| 2.5 D (TAL, TAS, TGL, TWS) (50 kW) Eng.4AB 1/86-9/91 | | | | | | | | | | | | | | | | | | | |
| 19-2148 | | | F | | | | | | 17,46 | 59,13 | | | | | | | | 16,76 | |
| 19-2673 | | | R | | | | | | 45 | 85 | | | | | | 23 | | | Mod. 80-120, Axle 34 |
| 19-2676 | | | R | | | | | | 50,8 | 96,84 | | | | | | 21 | | | Mod. FT 100L, FT 130-190 |
| 2.5 D (TAL, TAS, TGL, TWS) (52 kW) Eng.4BA, 4CA 10/88-9/91 | | | | | | | | | | | | | | | | | | | |
| 19-2148 | | | F | | | | | | 17,46 | 59,13 | | | | | | | | 16,76 | |
| 19-2673 | | | R | | | | | | 45 | 85 | | | | | | 23 | | | Mod. FT80-120, Axle 34 |
| 19-2676 | | | R | | | | | | 50,8 | 96,84 | | | | | | 21 | | | Mod. FT 100L, FT 130-190 |

FORD HCV

| METELLI ref | Spare Parts | | F/R | L/R | | | ABS | A | B | C | D | E | F | G | H | I | L | M | Fig | NOTE | |
|---|-------------|--------|-----|-----|--|--|-----|---|---|-------|-------|---|---|---|---|---|---|---|------|------|---------|
| Transit V Bus (E_) 1/91-12/94 | | | | | | | | | | | | | | | | | | | | | |
| 2.0 (66 kW) Eng.NBA 9/91-9/94 | | | | | | | | | | | | | | | | | | | | | |
| 19-2262 | | 01/92- | F | | | | | | | 17,46 | 62 | | | | | | | | 18 | | |
| 19-2676 | | 01/92- | R | | | | | | | 50,8 | 96,84 | | | | | | | | 21 | | Axle 53 |
| 19-2678 | | 01/92- | R | | | | | | | 45 | 85 | | | | | | | | 30,3 | | Axle 34 |
| 2.0 i (EBL, EDL, EGL, ESS, EUS) (72 kW) Eng.NCA 9/91-7/94 | | | | | | | | | | | | | | | | | | | | | |
| 19-2262 | | 01/92- | F | | | | | | | 17,46 | 62 | | | | | | | | 18 | | |
| 19-2676 | | 01/92- | R | | | | | | | 50,8 | 96,84 | | | | | | | | 21 | | Axle 53 |
| 19-2678 | | 01/92- | R | | | | | | | 45 | 85 | | | | | | | | 30,3 | | Axle 34 |
| 2.5 DI (EBS, EDS, EDL, ESS, EUS) (51 kW) Eng.4BC, 4CC, 4FA 8/91-7/94 | | | | | | | | | | | | | | | | | | | | | |
| 19-2262 | | 01/92- | F | | | | | | | 17,46 | 62 | | | | | | | | 18 | | |
| 19-2676 | | 01/92- | R | | | | | | | 50,8 | 96,84 | | | | | | | | 21 | | Axle 53 |
| 19-2678 | | 01/92- | R | | | | | | | 45 | 85 | | | | | | | | 30,3 | | Axle 34 |
| 2.5 DI (EBS, EDS, EGL, ESS, EUS) (59 kW) Eng.4DA 9/91-7/94 | | | | | | | | | | | | | | | | | | | | | |
| 19-2262 | | 01/92- | F | | | | | | | 17,46 | 62 | | | | | | | | 18 | | |
| 19-2676 | | 01/92- | R | | | | | | | 50,8 | 96,84 | | | | | | | | 21 | | Axle 53 |
| 19-2678 | | 01/92- | R | | | | | | | 45 | 85 | | | | | | | | 30,3 | | Axle 34 |
| 2.5 TD (EBS, EBL, ECL, EDS, EDL, ESS, EUS) (63 kW) Eng.4GA 10/92-7/94 | | | | | | | | | | | | | | | | | | | | | |
| 19-2262 | | | F | | | | | | | 17,46 | 62 | | | | | | | | 18 | | |
| 19-2676 | | | R | | | | | | | 50,8 | 96,84 | | | | | | | | 21 | | Axle 53 |
| 19-2678 | | | R | | | | | | | 45 | 85 | | | | | | | | 30,3 | | Axle 34 |
| 2.5 TD (ECL, EDS, EDL, EGL, ESS, EUS) (74 kW) Eng.4EA 9/91-7/94 | | | | | | | | | | | | | | | | | | | | | |
| 19-2262 | | 01/92- | F | | | | | | | 17,46 | 62 | | | | | | | | 18 | | |
| 19-2676 | | 01/92- | R | | | | | | | 50,8 | 96,84 | | | | | | | | 21 | | Axle 53 |
| 19-2678 | | 01/92- | R | | | | | | | 45 | 85 | | | | | | | | 30,3 | | Axle 34 |
| 2.9 i (107 kW) Eng.BRT 1/91-9/94 | | | | | | | | | | | | | | | | | | | | | |
| 19-2262 | | 01/92- | F | | | | | | | 17,46 | 62 | | | | | | | | 18 | | |
| 19-2676 | | 01/92- | R | | | | | | | 50,8 | 96,84 | | | | | | | | 21 | | Axle 53 |

FORD HCV

| METELLI ref | Spare Parts | | F/R | L/R | | ABS | A | B | C | D | E | F | G | H | I | L | M | Fig | NOTE | |
|---|-------------|--------|-----|-----|--|-----|---|---|-------|-------|---|---|---|---|---|------|---|------|---------|---------|
| 19-2678 | | 01/92- | R | | | | | | 45 | 85 | | | | | | 30,3 | | | Axle 34 | |
| Transit V Platform/Chassis (E__) 1/91-12/94 | | | | | | | | | | | | | | | | | | | | |
| 2.0 (EME/L/S, ENE/L/S) (72 kW) Eng.NCA 9/91-8/94 | | | | | | | | | | | | | | | | | | | | |
| 19-2262 | | 01/92- | F | | | | | | 17,46 | 62 | | | | | | | | 18 | | |
| 19-2676 | | 01/92- | R | | | | | | 50,8 | 96,84 | | | | | | | | 21 | | Axle 53 |
| 19-2678 | | 01/92- | R | | | | | | 45 | 85 | | | | | | | | 30,3 | | Axle 34 |
| 2.5 DI (EME/L/S, ENE/L/S) (59 kW) Eng.4DA 9/91-8/94 | | | | | | | | | | | | | | | | | | | | |
| 19-2262 | | 01/92- | F | | | | | | 17,46 | 62 | | | | | | | | 18 | | |
| 19-2676 | | 01/92- | R | | | | | | 50,8 | 96,84 | | | | | | | | 21 | | Axle 53 |
| 19-2678 | | 01/92- | R | | | | | | 45 | 85 | | | | | | | | 30,3 | | Axle 34 |
| 2.5 DI (EML/S, ENL/S) (51 kW) Eng.4BC, 4CC, 4FA 9/91-8/94 | | | | | | | | | | | | | | | | | | | | |
| 19-2262 | | 01/92- | F | | | | | | 17,46 | 62 | | | | | | | | 18 | | |
| 19-2676 | | 01/92- | R | | | | | | 50,8 | 96,84 | | | | | | | | 21 | | Axle 53 |
| 19-2678 | | 01/92- | R | | | | | | 45 | 85 | | | | | | | | 30,3 | | Axle 34 |
| 2.5 TD (EME/L/S, ENE/L) (74 kW) Eng.4EA 9/91-8/94 | | | | | | | | | | | | | | | | | | | | |
| 19-2262 | | 01/92- | F | | | | | | 17,46 | 62 | | | | | | | | 18 | | |
| 19-2676 | | 01/92- | R | | | | | | 50,8 | 96,84 | | | | | | | | 21 | | Axle 53 |
| 19-2678 | | 01/92- | R | | | | | | 45 | 85 | | | | | | | | 30,3 | | Axle 34 |
| 2.5 TD (EME/L/S, ENE/L/S) (63 kW) Eng.4GA 11/92-8/94 | | | | | | | | | | | | | | | | | | | | |
| 19-2262 | | | F | | | | | | 17,46 | 62 | | | | | | | | 18 | | |
| 19-2676 | | | R | | | | | | 50,8 | 96,84 | | | | | | | | 21 | | Axle 53 |
| 19-2678 | | | R | | | | | | 45 | 85 | | | | | | | | 30,3 | | Axle 34 |
| Transit V Tourneo 8/94-12/00 | | | | | | | | | | | | | | | | | | | | |
| 2.0 (84 kW) Eng.NSF, NSG, NSH 11/94-12/00 | | | | | | | | | | | | | | | | | | | | |
| 19-2262 | | | F | | | | | | 17,46 | 62 | | | | | | | | 18 | | |
| 19-2676 | | | R | | | | | | 50,8 | 96,84 | | | | | | | | 21 | | Axle 53 |
| 19-2678 | | | R | | | | | | 45 | 85 | | | | | | | | 30,3 | | Axle 34 |

FORD HCV

| METELLI ref | Spare Parts | | F/R | L/R | | | ABS | A | B | C | D | E | F | G | H | I | L | M | Fig | NOTE |
|---|-------------|--------|-----|-----|--|--|-----|---|---|-------|-------|---|---|---|---|---|---|------|-----|---------|
| 2.4 D (55 kW) Eng.4HA 8/94-6/00 | | | | | | | | | | | | | | | | | | | | |
| 19-2262 | | | F | | | | | | | 17,46 | 62 | | | | | | | 18 | | |
| 19-2676 | | | R | | | | | | | 50,8 | 96,84 | | | | | | | 21 | | Axle 53 |
| 19-2678 | | | R | | | | | | | 45 | 85 | | | | | | | 30,3 | | Axle 34 |
| 2.5 DI (51 kW) Eng.4FA, 4FB, 4FC, 4FD 11/94-12/00 | | | | | | | | | | | | | | | | | | | | |
| 19-2262 | | | F | | | | | | | 17,46 | 62 | | | | | | | 18 | | |
| 19-2676 | | | R | | | | | | | 50,8 | 96,84 | | | | | | | 21 | | Axle 53 |
| 19-2678 | | | R | | | | | | | 45 | 85 | | | | | | | 30,3 | | Axle 34 |
| 2.5 DI (56 kW) Eng.4HB, 4HC 11/94-12/00 | | | | | | | | | | | | | | | | | | | | |
| 19-2262 | | | F | | | | | | | 17,46 | 62 | | | | | | | 18 | | |
| 19-2676 | | | R | | | | | | | 50,8 | 96,84 | | | | | | | 21 | | Axle 53 |
| 19-2678 | | | R | | | | | | | 45 | 85 | | | | | | | 30,3 | | Axle 34 |
| 2.5 TD (63 kW) Eng.4GA, 4GB, 4GC, 4GD 11/94-12/00 | | | | | | | | | | | | | | | | | | | | |
| 19-2262 | | | F | | | | | | | 17,46 | 62 | | | | | | | 18 | | |
| 19-2676 | | | R | | | | | | | 50,8 | 96,84 | | | | | | | 21 | | Axle 53 |
| 19-2678 | | | R | | | | | | | 45 | 85 | | | | | | | 30,3 | | Axle 34 |
| 2.5 TD (74 kW) Eng.4EB, 4EC 4/98-12/00 | | | | | | | | | | | | | | | | | | | | |
| 19-2262 | | | F | | | | | | | 17,46 | 62 | | | | | | | 18 | | |
| 19-2676 | | | R | | | | | | | 50,8 | 96,84 | | | | | | | 21 | | Axle 53 |
| 19-2678 | | | R | | | | | | | 45 | 85 | | | | | | | 30,3 | | Axle 34 |
| Transit V Van (E__) 1/91-12/94 | | | | | | | | | | | | | | | | | | | | |
| 2.0 (66 kW) Eng.NBA 9/91-6/94 | | | | | | | | | | | | | | | | | | | | |
| 19-2262 | | 01/92- | F | | | | | | | 17,46 | 62 | | | | | | | 18 | | |
| 19-2676 | | 01/92- | R | | | | | | | 50,8 | 96,84 | | | | | | | 21 | | Axle 53 |
| 19-2678 | | 01/92- | R | | | | | | | 45 | 85 | | | | | | | 30,3 | | Axle 34 |
| 2.0 i (EAL, EAS) (72 kW) Eng.NCA 9/91-6/94 | | | | | | | | | | | | | | | | | | | | |
| 19-2262 | | 01/92- | F | | | | | | | 17,46 | 62 | | | | | | | 18 | | |
| 19-2676 | | 01/92- | R | | | | | | | 50,8 | 96,84 | | | | | | | 21 | | Axle 53 |

FORD HCV

| METELLI ref | Spare Parts | | F/R | L/R | | ABS | A | B | C | D | E | F | G | H | I | L | M | Fig | NOTE |
|---|-------------|--------|-----|-----|--|-----|---|---|-------|-------|---|---|---|---|---|------|---|-----|---------|
| 19-2678 | | 01/92- | R | | | | | | 45 | 85 | | | | | | 30,3 | | | Axle 34 |
| 2.5 DI (EAL, EAS) (51 kW) Eng.4BC, 4CC, 4FA 5/91-6/94 | | | | | | | | | | | | | | | | | | | |
| 19-2262 | | 01/92- | F | | | | | | 17,46 | 62 | | | | | | 18 | | | |
| 19-2676 | | 01/92- | R | | | | | | 50,8 | 96,84 | | | | | | 21 | | | Axle 53 |
| 19-2678 | | 01/92- | R | | | | | | 45 | 85 | | | | | | 30,3 | | | Axle 34 |
| 2.5 DI (EAL, EAS) (63 kW) Eng.4GA 10/92-6/94 | | | | | | | | | | | | | | | | | | | |
| 19-2262 | | | F | | | | | | 17,46 | 62 | | | | | | 18 | | | |
| 19-2676 | | | R | | | | | | 50,8 | 96,84 | | | | | | 21 | | | Axle 53 |
| 19-2678 | | | R | | | | | | 45 | 85 | | | | | | 30,3 | | | Axle 34 |
| 2.5 DI (EAS, EAL) (59 kW) Eng.4DA 5/91-6/94 | | | | | | | | | | | | | | | | | | | |
| 19-2262 | | 01/92- | F | | | | | | 17,46 | 62 | | | | | | 18 | | | |
| 19-2676 | | 01/92- | R | | | | | | 50,8 | 96,84 | | | | | | 21 | | | Axle 53 |
| 19-2678 | | 01/92- | R | | | | | | 45 | 85 | | | | | | 30,3 | | | Axle 34 |
| 2.5 TD (EAS, EAL) (74 kW) Eng.4EA 5/91-6/94 | | | | | | | | | | | | | | | | | | | |
| 19-2262 | | 01/92- | F | | | | | | 17,46 | 62 | | | | | | 18 | | | |
| 19-2676 | | 01/92- | R | | | | | | 50,8 | 96,84 | | | | | | 21 | | | Axle 53 |
| 19-2678 | | 01/92- | R | | | | | | 45 | 85 | | | | | | 30,3 | | | Axle 34 |
| Transit VI Bus (E__) 6/94-6/00 | | | | | | | | | | | | | | | | | | | |
| 2.0 (EBL, EBS, ECL, EDS, EDL, EGL, ESS, ESL, EUS) (84 kW) Eng.NSF, NSG, NSH 8/94-3/00 | | | | | | | | | | | | | | | | | | | |
| 19-2262 | | | F | | | | | | 17,46 | 62 | | | | | | 18 | | | |
| 19-2676 | | | R | | | | | | 50,8 | 96,84 | | | | | | 21 | | | Axle 53 |
| 19-2678 | | | R | | | | | | 45 | 85 | | | | | | 30,3 | | | Axle 34 |
| 2.0 CNG (84 kW) Eng.NSH 6/94-3/00 | | | | | | | | | | | | | | | | | | | |
| 19-2262 | | | F | | | | | | 17,46 | 62 | | | | | | 18 | | | |
| 19-2676 | | | R | | | | | | 50,8 | 96,84 | | | | | | 21 | | | Axle 53 |
| 19-2678 | | | R | | | | | | 45 | 85 | | | | | | 30,3 | | | Axle 34 |
| 2.5 DI (EBL, ECL, EDS, EDL) (56 kW) Eng.4HB, 4HC 7/94-3/00 | | | | | | | | | | | | | | | | | | | |
| 19-2262 | | | F | | | | | | 17,46 | 62 | | | | | | 18 | | | |

FORD HCV

| METELLI ref | Spare Parts | | F/R | L/R | | ABS | A | B | C | D | E | F | G | H | I | L | M | Fig | NOTE |
|---|-------------|--------|-----|-----|--|-----|---|---|-------|-------|---|---|---|---|---|------|---|-----|---------|
| 19-2676 | | | R | | | | | | 50,8 | 96,84 | | | | | | 21 | | | Axle 53 |
| 19-2678 | | | R | | | | | | 45 | 85 | | | | | | 30,3 | | | Axle 34 |
| 2.5 DI (EBL, EDL, EDS, ESL, ESS) (85 kW) Eng.4ED 8/97-3/00 | | | | | | | | | | | | | | | | | | | |
| 19-2262 | | | F | | | | | | 17,46 | 62 | | | | | | 18 | | | |
| 19-2676 | | | R | | | | | | 50,8 | 96,84 | | | | | | 21 | | | Axle 53 |
| 19-2678 | | | R | | | | | | 45 | 85 | | | | | | 30,3 | | | Axle 34 |
| 2.5 DI (EBL, EDS, ESL, ESS, EUS) (51 kW) Eng.4FA, 4FB, 4FC, 4FD 8/94-3/00 | | | | | | | | | | | | | | | | | | | |
| 19-2262 | | | F | | | | | | 17,46 | 62 | | | | | | 18 | | | |
| 19-2676 | | | R | | | | | | 50,8 | 96,84 | | | | | | 21 | | | Axle 53 |
| 19-2678 | | | R | | | | | | 45 | 85 | | | | | | 30,3 | | | Axle 34 |
| 2.5 TD (EB_, ED_, ES_) (55 kW) Eng.4HA, 4HD 8/94-6/00 | | | | | | | | | | | | | | | | | | | |
| 19-2262 | | -03/00 | F | | | | | | 17,46 | 62 | | | | | | 18 | | | |
| 19-2676 | | -03/00 | R | | | | | | 50,8 | 96,84 | | | | | | 21 | | | Axle 53 |
| 19-2678 | | -03/00 | R | | | | | | 45 | 85 | | | | | | 30,3 | | | Axle 34 |
| 2.5 TD (EBL, EDL, EDS, EGL, ESL, ESS, EUS) (63 kW) Eng.4GA, 4GB, 4GC, 4GD, 4GE, 4GF 1/95-3/00 | | | | | | | | | | | | | | | | | | | |
| 19-2262 | | | F | | | | | | 17,46 | 62 | | | | | | 18 | | | |
| 19-2676 | | | R | | | | | | 50,8 | 96,84 | | | | | | 21 | | | Axle 53 |
| 19-2678 | | | R | | | | | | 45 | 85 | | | | | | 30,3 | | | Axle 34 |
| 2.5 TD (ECL, EDL, EDS, ESL, ESS, EUS) (74 kW) Eng.4EB, 4EC 7/94-3/00 | | | | | | | | | | | | | | | | | | | |
| 19-2262 | | | F | | | | | | 17,46 | 62 | | | | | | 18 | | | |
| 19-2676 | | | R | | | | | | 50,8 | 96,84 | | | | | | 21 | | | Axle 53 |
| 19-2678 | | | R | | | | | | 45 | 85 | | | | | | 30,3 | | | Axle 34 |
| Transit VI Platform/Chassis (E__) 8/94-3/00 | | | | | | | | | | | | | | | | | | | |
| 2.0 (EME/L/S, ENE/L/S) (84 kW) Eng.NSF, NSG 8/94-3/00 | | | | | | | | | | | | | | | | | | | |
| 19-2262 | | | F | | | | | | 17,46 | 62 | | | | | | 18 | | | |
| 19-2676 | | | R | | | | | | 50,8 | 96,84 | | | | | | 21 | | | Axle 53 |
| 19-2678 | | | R | | | | | | 45 | 85 | | | | | | 30,3 | | | Axle 34 |

FORD HCV

| METELLI ref | Spare Parts | | F/R | L/R | | ABS | A | B | C | D | E | F | G | H | I | L | M | Fig | NOTE |
|--|-------------|--|-----|-----|--|-----|---|---|-------|-------|---|---|---|---|---|---|------|-----|---------|
| 2.5 DI (EME/L/S, ENE/L/S) (56 kW) Eng.4HB, 4HC 8/94-3/00 | | | | | | | | | | | | | | | | | | | |
| 19-2262 | | | F | | | | | | 17,46 | 62 | | | | | | | 18 | | |
| 19-2676 | | | R | | | | | | 50,8 | 96,84 | | | | | | | 21 | | Axle 53 |
| 19-2678 | | | R | | | | | | 45 | 85 | | | | | | | 30,3 | | Axle 34 |
| 2.5 DI (EML, ENE/L) (85 kW) Eng.4ED 5/99-3/00 | | | | | | | | | | | | | | | | | | | |
| 19-2262 | | | F | | | | | | 17,46 | 62 | | | | | | | 18 | | |
| 19-2676 | | | R | | | | | | 50,8 | 96,84 | | | | | | | 21 | | Axle 53 |
| 19-2678 | | | R | | | | | | 45 | 85 | | | | | | | 30,3 | | Axle 34 |
| 2.5 DI (EML/S, ENL/S) (51 kW) Eng.4FA, 4FB, 4FC, 4FD 8/94-3/00 | | | | | | | | | | | | | | | | | | | |
| 19-2262 | | | F | | | | | | 17,46 | 62 | | | | | | | 18 | | |
| 19-2676 | | | R | | | | | | 50,8 | 96,84 | | | | | | | 21 | | Axle 53 |
| 19-2678 | | | R | | | | | | 45 | 85 | | | | | | | 30,3 | | Axle 34 |
| 2.5 TD (EME/L/S, ENE/L/S) (63 kW) Eng.4GA, 4GB, 4GC, 4GD, 4GE, 4GF 8/94-3/00 | | | | | | | | | | | | | | | | | | | |
| 19-2262 | | | F | | | | | | 17,46 | 62 | | | | | | | 18 | | |
| 19-2676 | | | R | | | | | | 50,8 | 96,84 | | | | | | | 21 | | Axle 53 |
| 19-2678 | | | R | | | | | | 45 | 85 | | | | | | | 30,3 | | Axle 34 |
| 2.5 TD (EME/L/S, ENE/L/S) (74 kW) Eng.4EB, 4EC 8/94-3/00 | | | | | | | | | | | | | | | | | | | |
| 19-2262 | | | F | | | | | | 17,46 | 62 | | | | | | | 18 | | |
| 19-2676 | | | R | | | | | | 50,8 | 96,84 | | | | | | | 21 | | Axle 53 |
| 19-2678 | | | R | | | | | | 45 | 85 | | | | | | | 30,3 | | Axle 34 |
| Transit VI Van (E__) 6/94-3/00 | | | | | | | | | | | | | | | | | | | |
| 2.0 (EAL, EAS) (84 kW) Eng.NSF, NSG, NSH 6/94-3/00 | | | | | | | | | | | | | | | | | | | |
| 19-2262 | | | F | | | | | | 17,46 | 62 | | | | | | | 18 | | |
| 19-2676 | | | R | | | | | | 50,8 | 96,84 | | | | | | | 21 | | Axle 53 |
| 19-2678 | | | R | | | | | | 45 | 85 | | | | | | | 30,3 | | Axle 34 |
| 2.5 DI (EAL, EAS) (51 kW) Eng.4FA, 4FB, 4FC, 4FD 6/94-3/00 | | | | | | | | | | | | | | | | | | | |
| 19-2262 | | | F | | | | | | 17,46 | 62 | | | | | | | 18 | | |
| 19-2676 | | | R | | | | | | 50,8 | 96,84 | | | | | | | 21 | | Axle 53 |

FORD HCV

| METELLI ref | Spare Parts | | F/R | L/R | | ABS | A | B | C | D | E | F | G | H | I | L | M | Fig | NOTE |
|--|-------------|--------|-----|-----|--|-----|---|---|-------|-------|-------|---|---|---|---|------|---|-----|--------------------------------|
| 19-2678 | | | R | | | | | | 45 | 85 | | | | | | 30,3 | | | Axle 34 |
| 2.5 DI (EAL, EAS) (56 kW) Eng.4HB, 4HC 6/94-3/00 | | | | | | | | | | | | | | | | | | | |
| 19-2262 | | | F | | | | | | 17,46 | 62 | | | | | | 18 | | | |
| 19-2676 | | | R | | | | | | 50,8 | 96,84 | | | | | | 21 | | | Axle 53 |
| 19-2678 | | | R | | | | | | 45 | 85 | | | | | | 30,3 | | | Axle 34 |
| 2.5 DI (EAL, EAS) (85 kW) Eng.4ED 5/99-3/00 | | | | | | | | | | | | | | | | | | | |
| 19-2262 | | | F | | | | | | 17,46 | 62 | | | | | | 18 | | | |
| 19-2676 | | | R | | | | | | 50,8 | 96,84 | | | | | | 21 | | | Axle 53 |
| 19-2678 | | | R | | | | | | 45 | 85 | | | | | | 30,3 | | | Axle 34 |
| 2.5 TD (EAL, EAS) (63 kW) Eng.4GA, 4GB, 4GC, 4GD, 4GE, 4GF 6/94-3/00 | | | | | | | | | | | | | | | | | | | |
| 19-2262 | | | F | | | | | | 17,46 | 62 | | | | | | 18 | | | |
| 19-2676 | | | R | | | | | | 50,8 | 96,84 | | | | | | 21 | | | Axle 53 |
| 19-2678 | | | R | | | | | | 45 | 85 | | | | | | 30,3 | | | Axle 34 |
| 2.5 TD (EAS) (56 kW) Eng.4HA, 4HD 6/94-3/00 | | | | | | | | | | | | | | | | | | | |
| 19-2262 | | | F | | | | | | 17,46 | 62 | | | | | | 18 | | | |
| 19-2676 | | | R | | | | | | 50,8 | 96,84 | | | | | | 21 | | | Axle 53 |
| 19-2678 | | | R | | | | | | 45 | 85 | | | | | | 30,3 | | | Axle 34 |
| 2.5 TDI (EAL, EAS) (74 kW) Eng.4EB, 4EC 6/94-3/00 | | | | | | | | | | | | | | | | | | | |
| 19-2262 | | | F | | | | | | 17,46 | 62 | | | | | | 18 | | | |
| 19-2676 | | | R | | | | | | 50,8 | 96,84 | | | | | | 21 | | | Axle 53 |
| 19-2678 | | | R | | | | | | 45 | 85 | | | | | | 30,3 | | | Axle 34 |
| Transit VII Bus (FD_, FB_, FS_, FZ_, FC_) 1/00-5/06 | | | | | | | | | | | | | | | | | | | |
| 2.0 DI (F_E_, F_F_, F_G_) (55 kW) Eng.D3FA 8/00-5/06 | | | | | | | | | | | | | | | | | | | |
| 19-2336 | | | F | | | | | | 45 | | 114,5 | | | | | 53 | | | |
| 19-2676 | | | R | | | | | | 50,8 | 96,84 | | | | | | 21 | | | DRW, not for axle version Dana |
| 19-2715 | | | R | | | | | | | | 188 | | | | | | | | 10Q, -ABS |
| 19-2716 | | | R | | | 96 | | | 37 | | 189 | | | | | 91 | | | 10Q, +ABS |
| 19-2718 | | 07/03- | R | | | 96 | | | 45 | | 189 | | | | | 93 | | | 20Q |

FORD HCV

| METELLI ref | Spare Parts | | F/R | L/R | | ABS | A | B | C | D | E | F | G | H | I | L | M | Fig | NOTE |
|---|-------------|--------|-----|-----|--|-----|---|---|------|-------|-------|---|---|---|---|----|---|-----|--------------------------------|
| 19-8161 | | | R | | | | | | 55 | 90 | | | | | | 23 | | | Axle Dana |
| 2.0 DI (F_E_, F_F_, F_G_) (63 kW) Eng.F3FA 8/00-5/06 | | | | | | | | | | | | | | | | | | | |
| 19-2336 | | | F | | | | | | 45 | | 114,5 | | | | | | | 53 | |
| 19-2676 | | | R | | | | | | 50,8 | 96,84 | | | | | | | | 21 | DRW, not for axle version Dana |
| 19-2715 | | | R | | | | | | | | 188 | | | | | | | | 10Q, -ABS |
| 19-2716 | | | R | | | 96 | | | 37 | | 189 | | | | | | | 91 | 10Q, +ABS |
| 19-2718 | | 07/03- | R | | | 96 | | | 45 | | 189 | | | | | | | 93 | 20Q |
| 19-8161 | | | R | | | | | | 55 | 90 | | | | | | | | 23 | Axle Dana |
| 2.0 DI (F_E_, F_F_, F_G_) (74 kW) Eng.ABFA 8/00-5/06 | | | | | | | | | | | | | | | | | | | |
| 19-2336 | | | F | | | | | | 45 | | 114,5 | | | | | | | 53 | |
| 19-2676 | | | R | | | | | | 50,8 | 96,84 | | | | | | | | 21 | DRW, not for axle version Dana |
| 19-2715 | | | R | | | | | | | | 188 | | | | | | | | 10Q, -ABS |
| 19-2716 | | | R | | | 96 | | | 37 | | 189 | | | | | | | 91 | 10Q, +ABS |
| 19-2718 | | 07/03- | R | | | 96 | | | 45 | | 189 | | | | | | | 93 | 20Q |
| 19-8161 | | | R | | | | | | 55 | 90 | | | | | | | | 23 | Axle Dana |
| 2.0 TDCi (F_F_, F_E_, F_G_) (92 kW) Eng.FIFA 8/02-5/06 | | | | | | | | | | | | | | | | | | | |
| 19-2336 | | | F | | | | | | 45 | | 114,5 | | | | | | | 53 | |
| 19-2676 | | | R | | | | | | 50,8 | 96,84 | | | | | | | | 21 | DRW, not for axle version Dana |
| 19-2715 | | | R | | | | | | | | 188 | | | | | | | | 10Q, -ABS |
| 19-2716 | | | R | | | 96 | | | 37 | | 189 | | | | | | | 91 | 10Q, +ABS |
| 19-2718 | | 07/03- | R | | | 96 | | | 45 | | 189 | | | | | | | 93 | 20Q |
| 19-8161 | | | R | | | | | | 55 | 90 | | | | | | | | 23 | Axle Dana |
| 2.3 16V RWD (F_B_, F_C_, F_A_) (107 kW) Eng.E5FA, E5FC 8/00-5/06 | | | | | | | | | | | | | | | | | | | |
| 19-2336 | | | F | | | | | | 45 | | 114,5 | | | | | | | 53 | |
| 19-2676 | | | R | | | | | | 50,8 | 96,84 | | | | | | | | 21 | DRW, not for axle version Dana |
| 19-2715 | | | R | | | | | | | | 188 | | | | | | | | 10Q, -ABS |
| 19-2716 | | | R | | | 96 | | | 37 | | 189 | | | | | | | 91 | 10Q, +ABS |
| 19-2718 | | 07/03- | R | | | 96 | | | 45 | | 189 | | | | | | | 93 | 20Q |
| 19-8161 | | | R | | | | | | 55 | 90 | | | | | | | | 23 | Axle Dana |

FORD HCV

| METELLI ref | Spare Parts | | F/R | L/R | | | ABS | A | B | C | D | E | F | G | H | I | L | M | Fig | NOTE |
|--|-------------|--------|-----|-----|--|--|-----|---|---|------|-------|-------|---|---|---|---|---|---|-----|--------------------------------|
| 2.4 DI (F_B_, F_C_, F_A_) (66 kW) Eng.D2FA, D2FB 1/00-5/06 | | | | | | | | | | | | | | | | | | | | |
| 19-2336 | | | F | | | | | | | 45 | | 114,5 | | | | | | | 53 | |
| 19-2676 | | | R | | | | | | | 50,8 | 96,84 | | | | | | | | 21 | DRW, not for axle version Dana |
| 19-2715 | | | R | | | | | | | | | 188 | | | | | | | | 10Q, -ABS |
| 19-2716 | | | R | | | | 96 | | | 37 | | 189 | | | | | | | 91 | 10Q, +ABS |
| 19-2718 | | 07/03- | R | | | | 96 | | | 45 | | 189 | | | | | | | 93 | 20Q |
| 19-8161 | | | R | | | | | | | 55 | 90 | | | | | | | | 23 | Axle Dana |
| 2.4 DI RWD (F_B_, F_C_, F_A_) (88 kW) Eng.D4FA 1/00-5/06 | | | | | | | | | | | | | | | | | | | | |
| 19-2336 | | | F | | | | | | | 45 | | 114,5 | | | | | | | 53 | |
| 19-2676 | | | R | | | | | | | 50,8 | 96,84 | | | | | | | | 21 | DRW, not for axle version Dana |
| 19-2715 | | | R | | | | | | | | | 188 | | | | | | | | 10Q, -ABS |
| 19-2716 | | | R | | | | 96 | | | 37 | | 189 | | | | | | | 91 | 10Q, +ABS |
| 19-2718 | | 07/03- | R | | | | 96 | | | 45 | | 189 | | | | | | | 93 | 20Q |
| 19-8161 | | | R | | | | | | | 55 | 90 | | | | | | | | 23 | Axle Dana |
| 2.4 DI RWD (F_B_, F_C_) (55 kW) Eng.F4FA 1/00-5/06 | | | | | | | | | | | | | | | | | | | | |
| 19-2336 | | | F | | | | | | | 45 | | 114,5 | | | | | | | 53 | |
| 19-2676 | | | R | | | | | | | 50,8 | 96,84 | | | | | | | | 21 | DRW, not for axle version Dana |
| 19-2715 | | | R | | | | | | | | | 188 | | | | | | | | 10Q, -ABS |
| 19-2716 | | | R | | | | 96 | | | 37 | | 189 | | | | | | | 91 | 10Q, +ABS |
| 19-2718 | | 07/03- | R | | | | 96 | | | 45 | | 189 | | | | | | | 93 | 20Q |
| 19-8161 | | | R | | | | | | | 55 | 90 | | | | | | | | 23 | Axle Dana |
| 2.4 TDCi (101 kW) Eng.H9FA 3/04-5/06 | | | | | | | | | | | | | | | | | | | | |
| 19-2336 | | | F | | | | | | | 45 | | 114,5 | | | | | | | 53 | |
| 19-2676 | | | R | | | | | | | 50,8 | 96,84 | | | | | | | | 21 | DRW, not for axle version Dana |
| 19-2715 | | | R | | | | | | | | | 188 | | | | | | | | 10Q, -ABS |
| 19-2716 | | | R | | | | 96 | | | 37 | | 189 | | | | | | | 91 | 10Q, +ABS |
| 19-2718 | | | R | | | | 96 | | | 45 | | 189 | | | | | | | 93 | 20Q |
| 19-8161 | | | R | | | | | | | 55 | 90 | | | | | | | | 23 | Axle Dana |

FORD HCV

| METELLI ref | Spare Parts | | F/R | L/R | | | ABS | A | B | C | D | E | F | G | H | I | L | M | Fig | NOTE |
|---|-------------|--------|-----|-----|--|--|-----|---|---|------|-------|-------|---|---|---|---|---|---|-----|--------------------------------|
| 2.4 TDE (85 kW) Eng.FXFA 3/04-5/06 | | | | | | | | | | | | | | | | | | | | |
| 19-2336 | | | F | | | | | | | 45 | | 114,5 | | | | | | | 53 | |
| 19-2676 | | | R | | | | | | | 50,8 | 96,84 | | | | | | | | 21 | DRW, not for axle version Dana |
| 19-2715 | | | R | | | | | | | | | 188 | | | | | | | | 10Q, -ABS |
| 19-2716 | | | R | | | | 96 | | | 37 | | 189 | | | | | | | 91 | 10Q, +ABS |
| 19-2718 | | | R | | | | 96 | | | 45 | | 189 | | | | | | | 93 | 20Q |
| 19-8161 | | | R | | | | | | | 55 | 90 | | | | | | | | 23 | Axle Dana |
| 2.4 TDE (F_C_, F_B_, F_A_) (92 kW) Eng.DOFA 7/01-5/06 | | | | | | | | | | | | | | | | | | | | |
| 19-2336 | | | F | | | | | | | 45 | | 114,5 | | | | | | | 53 | |
| 19-2676 | | | R | | | | | | | 50,8 | 96,84 | | | | | | | | 21 | DRW, not for axle version Dana |
| 19-2715 | | | R | | | | | | | | | 188 | | | | | | | | 10Q, -ABS |
| 19-2716 | | | R | | | | 96 | | | 37 | | 189 | | | | | | | 91 | 10Q, +ABS |
| 19-2718 | | 07/03- | R | | | | 96 | | | 45 | | 189 | | | | | | | 93 | 20Q |
| 19-8161 | | | R | | | | | | | 55 | 90 | | | | | | | | 23 | Axle Dana |
| Transit VII Platform/Chassis (FM_, FN_) 1/00-5/06 | | | | | | | | | | | | | | | | | | | | |
| 2.0 DI (F_E_, F_F_) (55 kW) Eng.D3FA 8/00-5/06 | | | | | | | | | | | | | | | | | | | | |
| 19-2336 | | | F | | | | | | | 45 | | 114,5 | | | | | | | 53 | |
| 19-2676 | | | R | | | | | | | 50,8 | 96,84 | | | | | | | | 21 | DRW, not for axle version Dana |
| 19-2715 | | | R | | | | | | | | | 188 | | | | | | | | 10Q, -ABS |
| 19-2716 | | | R | | | | 96 | | | 37 | | 189 | | | | | | | 91 | 10Q, +ABS |
| 19-2718 | | 07/03- | R | | | | 96 | | | 45 | | 189 | | | | | | | 93 | 20Q |
| 19-8161 | | | R | | | | | | | 55 | 90 | | | | | | | | 23 | Axle Dana |
| 2.0 DI (F_E_, F_F_) (63 kW) Eng.F3FA 8/00-5/06 | | | | | | | | | | | | | | | | | | | | |
| 19-2336 | | | F | | | | | | | 45 | | 114,5 | | | | | | | 53 | |
| 19-2676 | | | R | | | | | | | 50,8 | 96,84 | | | | | | | | 21 | DRW, not for axle version Dana |
| 19-2715 | | | R | | | | | | | | | 188 | | | | | | | | 10Q, -ABS |
| 19-2716 | | | R | | | | 96 | | | 37 | | 189 | | | | | | | 91 | 10Q, +ABS |
| 19-2718 | | 07/03- | R | | | | 96 | | | 45 | | 189 | | | | | | | 93 | 20Q |

FORD HCV

| METELLI ref | Spare Parts | | F/R | L/R | | | ABS | A | B | C | D | E | F | G | H | I | L | M | Fig | NOTE |
|---|-------------|--------|-----|-----|--|--|-----|---|---|------|-------|-------|---|---|---|---|----|---|-----|--------------------------------|
| 19-8161 | | | R | | | | | | | 55 | 90 | | | | | | 23 | | | Axle Dana |
| 2.0 DI (F_E_, F_F_) (74 kW) Eng.ABFA 8/00-5/06 | | | | | | | | | | | | | | | | | | | | |
| 19-2336 | | | F | | | | | | | 45 | | 114,5 | | | | | 53 | | | |
| 19-2676 | | | R | | | | | | | 50,8 | 96,84 | | | | | | 21 | | | DRW, not for axle version Dana |
| 19-2715 | | | R | | | | | | | | | 188 | | | | | | | | 10Q, -ABS |
| 19-2716 | | | R | | | | 96 | | | 37 | | 189 | | | | | 91 | | | 10Q, +ABS |
| 19-2718 | | 07/03- | R | | | | 96 | | | 45 | | 189 | | | | | 93 | | | 20Q |
| 19-8161 | | | R | | | | | | | 55 | 90 | | | | | | 23 | | | Axle Dana |
| 2.0 TDCi (F_E_, F_F_) (92 kW) Eng.FIFA 8/02-5/06 | | | | | | | | | | | | | | | | | | | | |
| 19-2336 | | | F | | | | | | | 45 | | 114,5 | | | | | 53 | | | |
| 19-2676 | | | R | | | | | | | 50,8 | 96,84 | | | | | | 21 | | | DRW, not for axle version Dana |
| 19-2715 | | | R | | | | | | | | | 188 | | | | | | | | 10Q, -ABS |
| 19-2716 | | | R | | | | 96 | | | 37 | | 189 | | | | | 91 | | | 10Q, +ABS |
| 19-2718 | | 07/03- | R | | | | 96 | | | 45 | | 189 | | | | | 93 | | | 20Q |
| 19-8161 | | | R | | | | | | | 55 | 90 | | | | | | 23 | | | Axle Dana |
| 2.3 16V (F_A_, F_B_, F_C_, F_D_) (107 kW) Eng.E5FA, E5FC 4/01-5/06 | | | | | | | | | | | | | | | | | | | | |
| 19-2336 | | | F | | | | | | | 45 | | 114,5 | | | | | 53 | | | |
| 19-2676 | | | R | | | | | | | 50,8 | 96,84 | | | | | | 21 | | | DRW, not for axle version Dana |
| 19-2715 | | | R | | | | | | | | | 188 | | | | | | | | 10Q, -ABS |
| 19-2716 | | | R | | | | 96 | | | 37 | | 189 | | | | | 91 | | | 10Q, +ABS |
| 19-2718 | | 07/03- | R | | | | 96 | | | 45 | | 189 | | | | | 93 | | | 20Q |
| 19-8161 | | | R | | | | | | | 55 | 90 | | | | | | 23 | | | Axle Dana |
| 2.3 BiFuel (105 kW) Eng.E5FC 3/01-3/06 | | | | | | | | | | | | | | | | | | | | |
| 19-2336 | | | F | | | | | | | 45 | | 114,5 | | | | | 53 | | | |
| 19-8161 | | | R | | | | | | | 55 | 90 | | | | | | 23 | | | Axle Dana |
| 2.4 DI (F_A_, F_B_, F_C_, F_D_) (55 kW) Eng.F4FA 1/00-5/06 | | | | | | | | | | | | | | | | | | | | |
| 19-2336 | | | F | | | | | | | 45 | | 114,5 | | | | | 53 | | | |
| 19-2676 | | | R | | | | | | | 50,8 | 96,84 | | | | | | 21 | | | DRW, not for axle version Dana |
| 19-2715 | | | R | | | | | | | | | 188 | | | | | | | | 10Q, -ABS |

FORD HCV

| METELLI ref | Spare Parts | | F/R | L/R | | ABS | A | B | C | D | E | F | G | H | I | L | M | Fig | NOTE | |
|--|-------------|--------|-----|-----|--|-----|---|---|------|-------|-------|---|---|---|---|----|---|-----|-----------|--------------------------------|
| 19-2716 | | | R | | | 96 | | | 37 | | 189 | | | | | 91 | | | 10Q, +ABS | |
| 19-2718 | | 07/03- | R | | | 96 | | | 45 | | 189 | | | | | 93 | | | 20Q | |
| 19-8161 | | | R | | | | | | 55 | 90 | | | | | | 23 | | | Axle Dana | |
| 2.4 DI (F_A_, F_B_, F_C_, F_D_) (66 kW) Eng.D2FA, D2FB, D2FE 1/00-5/06 | | | | | | | | | | | | | | | | | | | | |
| 19-2336 | | | F | | | | | | 45 | | 114,5 | | | | | | | | 53 | |
| 19-2676 | | | R | | | | | | 50,8 | 96,84 | | | | | | | | | 21 | DRW, not for axle version Dana |
| 19-2715 | | | R | | | | | | | | 188 | | | | | | | | | 10Q, -ABS |
| 19-2716 | | | R | | | 96 | | | 37 | | 189 | | | | | 91 | | | | 10Q, +ABS |
| 19-2718 | | 07/03- | R | | | 96 | | | 45 | | 189 | | | | | 93 | | | | 20Q |
| 19-8161 | | | R | | | | | | 55 | 90 | | | | | | 23 | | | | Axle Dana |
| 2.4 DI (F_A_, F_B_, F_C_, F_D_) (88 kW) Eng.D4FA 1/00-5/06 | | | | | | | | | | | | | | | | | | | | |
| 19-2336 | | | F | | | | | | 45 | | 114,5 | | | | | | | | 53 | |
| 19-2676 | | | R | | | | | | 50,8 | 96,84 | | | | | | | | | 21 | DRW, not for axle version Dana |
| 19-2715 | | | R | | | | | | | | 188 | | | | | | | | | 10Q, -ABS |
| 19-2716 | | | R | | | 96 | | | 37 | | 189 | | | | | 91 | | | | 10Q, +ABS |
| 19-2718 | | 07/03- | R | | | 96 | | | 45 | | 189 | | | | | 93 | | | | 20Q |
| 19-8161 | | | R | | | | | | 55 | 90 | | | | | | 23 | | | | Axle Dana |
| 2.4 TDCi (101 kW) Eng.H9FA 3/04-5/06 | | | | | | | | | | | | | | | | | | | | |
| 19-2336 | | | F | | | | | | 45 | | 114,5 | | | | | | | | 53 | |
| 19-2676 | | | R | | | | | | 50,8 | 96,84 | | | | | | | | | 21 | DRW, not for axle version Dana |
| 19-2715 | | | R | | | | | | | | 188 | | | | | | | | | 10Q, -ABS |
| 19-2716 | | | R | | | 96 | | | 37 | | 189 | | | | | 91 | | | | 10Q, +ABS |
| 19-2718 | | | R | | | 96 | | | 45 | | 189 | | | | | 93 | | | | 20Q |
| 19-8161 | | | R | | | | | | 55 | 90 | | | | | | 23 | | | | Axle Dana |
| 2.4 TDE (85 kW) Eng.FXFA 3/04-5/06 | | | | | | | | | | | | | | | | | | | | |
| 19-2336 | | | F | | | | | | 45 | | 114,5 | | | | | | | | 53 | |
| 19-2676 | | | R | | | | | | 50,8 | 96,84 | | | | | | | | | 21 | DRW, not for axle version Dana |
| 19-2715 | | | R | | | | | | | | 188 | | | | | | | | | 10Q, -ABS |
| 19-2716 | | | R | | | 96 | | | 37 | | 189 | | | | | 91 | | | | 10Q, +ABS |

FORD HCV

| METELLI ref | Spare Parts | | F/R | L/R | | | ABS | A | B | C | D | E | F | G | H | I | L | M | Fig | NOTE |
|-------------|-------------|--|-----|-----|--|--|-----|---|---|----|----|-----|---|---|---|---|----|---|-----|-----------|
| 19-2718 | | | R | | | | 96 | | | 45 | | 189 | | | | | 93 | | | 20Q |
| 19-8161 | | | R | | | | | | | 55 | 90 | | | | | | 23 | | | Axle Dana |

2.4 TDE (92 kW) Eng.DOFA 7/01-5/06

| | | | | | | | | | | | | | | | | | | | | |
|---------|--|--------|---|--|--|--|----|--|--|------|-------|-------|--|--|--|--|----|--|--|--------------------------------|
| 19-2336 | | | F | | | | | | | 45 | | 114,5 | | | | | 53 | | | |
| 19-2676 | | | R | | | | | | | 50,8 | 96,84 | | | | | | 21 | | | DRW, not for axle version Dana |
| 19-2715 | | | R | | | | | | | | | 188 | | | | | | | | 10Q, -ABS |
| 19-2716 | | | R | | | | 96 | | | 37 | | 189 | | | | | 91 | | | 10Q, +ABS |
| 19-2718 | | 07/03- | R | | | | 96 | | | 45 | | 189 | | | | | 93 | | | 20Q |
| 19-8161 | | | R | | | | | | | 55 | 90 | | | | | | 23 | | | Axle Dana |

Transit VII Van (FA__) 1/00-5/06

2.0 DI (FAE_, FAF_, FAG_) (55 kW) Eng.D3FA 8/00-5/06

| | | | | | | | | | | | | | | | | | | | | |
|---------|--|--------|---|--|--|--|----|--|--|------|-------|-------|--|--|--|--|----|--|--|--------------------------------|
| 19-2336 | | | F | | | | | | | 45 | | 114,5 | | | | | 53 | | | |
| 19-2676 | | | R | | | | | | | 50,8 | 96,84 | | | | | | 21 | | | DRW, not for axle version Dana |
| 19-2715 | | | R | | | | | | | | | 188 | | | | | | | | 10Q, -ABS |
| 19-2716 | | | R | | | | 96 | | | 37 | | 189 | | | | | 91 | | | 10Q, +ABS |
| 19-2718 | | 07/03- | R | | | | 96 | | | 45 | | 189 | | | | | 93 | | | 20Q |
| 19-8161 | | | R | | | | | | | 55 | 90 | | | | | | 23 | | | Axle Dana |

2.0 DI (FAE_, FAF_, FAG_) (63 kW) Eng.F3FA 8/00-5/06

| | | | | | | | | | | | | | | | | | | | | |
|---------|--|--------|---|--|--|--|----|--|--|------|-------|-------|--|--|--|--|----|--|--|--------------------------------|
| 19-2336 | | | F | | | | | | | 45 | | 114,5 | | | | | 53 | | | |
| 19-2676 | | | R | | | | | | | 50,8 | 96,84 | | | | | | 21 | | | DRW, not for axle version Dana |
| 19-2715 | | | R | | | | | | | | | 188 | | | | | | | | 10Q, -ABS |
| 19-2716 | | | R | | | | 96 | | | 37 | | 189 | | | | | 91 | | | 10Q, +ABS |
| 19-2718 | | 07/03- | R | | | | 96 | | | 45 | | 189 | | | | | 93 | | | 20Q |
| 19-8161 | | | R | | | | | | | 55 | 90 | | | | | | 23 | | | Axle Dana |

2.0 DI (FAE_, FAF_, FAG_) (74 kW) Eng.ABFA 8/00-5/06

| | | | | | | | | | | | | | | | | | | | | |
|---------|--|--|---|--|--|--|--|--|--|------|-------|-------|--|--|--|--|----|--|--|--------------------------------|
| 19-2336 | | | F | | | | | | | 45 | | 114,5 | | | | | 53 | | | |
| 19-2676 | | | R | | | | | | | 50,8 | 96,84 | | | | | | 21 | | | DRW, not for axle version Dana |
| 19-2715 | | | R | | | | | | | | | 188 | | | | | | | | 10Q, -ABS |

FORD HCV

| METELLI ref | Spare Parts | | F/R | L/R | | ABS | A | B | C | D | E | F | G | H | I | L | M | Fig | NOTE |
|--|-------------|--------|-----|-----|--|-----|---|---|------|-------|-------|---|---|---|---|----|---|-----|--------------------------------|
| 19-2716 | | | R | | | 96 | | | 37 | | 189 | | | | | 91 | | | 10Q, +ABS |
| 19-2718 | | 07/03- | R | | | 96 | | | 45 | | 189 | | | | | 93 | | | 20Q |
| 19-8161 | | | R | | | | | | 55 | 90 | | | | | | 23 | | | Axle Dana |
| 2.0 TDCi (92 kW) Eng.FIFA 8/02-5/06 | | | | | | | | | | | | | | | | | | | |
| 19-2336 | | | F | | | | | | 45 | | 114,5 | | | | | 53 | | | |
| 19-2676 | | | R | | | | | | 50,8 | 96,84 | | | | | | 21 | | | DRW, not for axle version Dana |
| 19-2715 | | | R | | | | | | | | 188 | | | | | | | | 10Q, -ABS |
| 19-2716 | | | R | | | 96 | | | 37 | | 189 | | | | | 91 | | | 10Q, +ABS |
| 19-2718 | | 07/03- | R | | | 96 | | | 45 | | 189 | | | | | 93 | | | 20Q |
| 19-8161 | | | R | | | | | | 55 | 90 | | | | | | 23 | | | Axle Dana |
| 2.3 (105 kW) Eng.E5FC 3/01-3/06 | | | | | | | | | | | | | | | | | | | |
| 19-2336 | | | F | | | | | | 45 | | 114,5 | | | | | 53 | | | |
| 19-8161 | | | R | | | | | | 55 | 90 | | | | | | 23 | | | Axle Dana |
| 2.3 16V RWD (FAA_, FAB_, FAC_) (107 kW) Eng.E5FA, E5FC 4/01-5/06 | | | | | | | | | | | | | | | | | | | |
| 19-2336 | | | F | | | | | | 45 | | 114,5 | | | | | 53 | | | |
| 19-2676 | | | R | | | | | | 50,8 | 96,84 | | | | | | 21 | | | DRW, not for axle version Dana |
| 19-2715 | | | R | | | | | | | | 188 | | | | | | | | 10Q, -ABS |
| 19-2716 | | | R | | | 96 | | | 37 | | 189 | | | | | 91 | | | 10Q, +ABS |
| 19-2718 | | 07/03- | R | | | 96 | | | 45 | | 189 | | | | | 93 | | | 20Q |
| 19-8161 | | | R | | | | | | 55 | 90 | | | | | | 23 | | | Axle Dana |
| 2.3 BiFuel (105 kW) Eng.E5FC 3/01-3/06 | | | | | | | | | | | | | | | | | | | |
| 19-2336 | | | F | | | | | | 45 | | 114,5 | | | | | 53 | | | |
| 19-8161 | | | R | | | | | | 55 | 90 | | | | | | 23 | | | Axle Dana |
| 2.4 DI (FAA_, FAB_, FAC_, FAD_) (66 kW) Eng.D2FA, D2FB 1/00-5/06 | | | | | | | | | | | | | | | | | | | |
| 19-2336 | | | F | | | | | | 45 | | 114,5 | | | | | 53 | | | |
| 19-2676 | | | R | | | | | | 50,8 | 96,84 | | | | | | 21 | | | DRW, not for axle version Dana |
| 19-2715 | | | R | | | | | | | | 188 | | | | | | | | 10Q, -ABS |
| 19-2716 | | | R | | | 96 | | | 37 | | 189 | | | | | 91 | | | 10Q, +ABS |
| 19-2718 | | 07/03- | R | | | 96 | | | 45 | | 189 | | | | | 93 | | | 20Q |

FORD HCV

| METELLI ref | Spare Parts | | F/R | L/R | | | ABS | A | B | C | D | E | F | G | H | I | L | M | Fig | NOTE |
|--|-------------|--------|-----|-----|--|--|-----|---|---|------|-------|-------|---|---|---|---|----|---|-----|--------------------------------|
| 19-8161 | | | R | | | | | | | 55 | 90 | | | | | | 23 | | | Axle Dana |
| 2.4 DI RWD (FAA_, FAB_, FAC_, FAD_) (55 kW) Eng.F4FA 1/00-5/06 | | | | | | | | | | | | | | | | | | | | |
| 19-2336 | | | F | | | | | | | 45 | | 114,5 | | | | | | | 53 | |
| 19-2676 | | | R | | | | | | | 50,8 | 96,84 | | | | | | | | 21 | DRW, not for axle version Dana |
| 19-2715 | | | R | | | | | | | | | 188 | | | | | | | | 10Q, -ABS |
| 19-2716 | | | R | | | | 96 | | | 37 | | 189 | | | | | | | 91 | 10Q, +ABS |
| 19-2718 | | 07/03- | R | | | | 96 | | | 45 | | 189 | | | | | | | 93 | 20Q |
| 19-8161 | | | R | | | | | | | 55 | 90 | | | | | | | | 23 | Axle Dana |
| 2.4 DI RWD (FAA_, FAB_, FAC_, FAD_) (88 kW) Eng.D4FA 1/00-5/06 | | | | | | | | | | | | | | | | | | | | |
| 19-2336 | | | F | | | | | | | 45 | | 114,5 | | | | | | | 53 | |
| 19-2676 | | | R | | | | | | | 50,8 | 96,84 | | | | | | | | 21 | DRW, not for axle version Dana |
| 19-2715 | | | R | | | | | | | | | 188 | | | | | | | | 10Q, -ABS |
| 19-2716 | | | R | | | | 96 | | | 37 | | 189 | | | | | | | 91 | 10Q, +ABS |
| 19-2718 | | 07/03- | R | | | | 96 | | | 45 | | 189 | | | | | | | 93 | 20Q |
| 19-8161 | | | R | | | | | | | 55 | 90 | | | | | | | | 23 | Axle Dana |
| 2.4 TD (55 kW) Eng.F4FA 8/00-8/03 | | | | | | | | | | | | | | | | | | | | |
| 19-2336 | | | F | | | | | | | 45 | | 114,5 | | | | | | | 53 | |
| 19-8161 | | | R | | | | | | | 55 | 90 | | | | | | | | 23 | Axle Dana |
| 2.4 TDCi (101 kW) Eng.H9FA 3/04-5/06 | | | | | | | | | | | | | | | | | | | | |
| 19-2336 | | | F | | | | | | | 45 | | 114,5 | | | | | | | 53 | |
| 19-2676 | | | R | | | | | | | 50,8 | 96,84 | | | | | | | | 21 | DRW, not for axle version Dana |
| 19-2715 | | | R | | | | | | | | | 188 | | | | | | | | 10Q, -ABS |
| 19-2716 | | | R | | | | 96 | | | 37 | | 189 | | | | | | | 91 | 10Q, +ABS |
| 19-2718 | | | R | | | | 96 | | | 45 | | 189 | | | | | | | 93 | 20Q |
| 19-8161 | | | R | | | | | | | 55 | 90 | | | | | | | | 23 | Axle Dana |
| 2.4 TDE (85 kW) Eng.FXFA 3/04-5/06 | | | | | | | | | | | | | | | | | | | | |
| 19-2336 | | | F | | | | | | | 45 | | 114,5 | | | | | | | 53 | |
| 19-2676 | | | R | | | | | | | 50,8 | 96,84 | | | | | | | | 21 | DRW, not for axle version Dana |
| 19-2715 | | | R | | | | | | | | | 188 | | | | | | | | 10Q, -ABS |

FORD HCV

| METELLI ref | Spare Parts | | F/R | L/R | | ABS | A | B | C | D | E | F | G | H | I | L | M | Fig | NOTE |
|-------------|-------------|--|-----|-----|--|-----|---|---|----|----|-----|---|---|---|---|----|---|-----|-----------|
| 19-2716 | | | R | | | 96 | | | 37 | | 189 | | | | | 91 | | | 10Q, +ABS |
| 19-2718 | | | R | | | 96 | | | 45 | | 189 | | | | | 93 | | | 20Q |
| 19-8161 | | | R | | | | | | 55 | 90 | | | | | | 23 | | | Axle Dana |

2.4 TDE (92 kW) Eng.DOFA 7/01-5/06

| | | | | | | | | | | | | | | | | | | | |
|---------|--|--------|---|--|--|----|--|--|------|-------|-------|--|--|--|--|----|--|--|--------------------------------|
| 19-2336 | | | F | | | | | | 45 | | 114,5 | | | | | 53 | | | |
| 19-2676 | | | R | | | | | | 50,8 | 96,84 | | | | | | 21 | | | DRW, not for axle version Dana |
| 19-2715 | | | R | | | | | | | | 188 | | | | | | | | 10Q, -ABS |
| 19-2716 | | | R | | | 96 | | | 37 | | 189 | | | | | 91 | | | 10Q, +ABS |
| 19-2718 | | 07/03- | R | | | 96 | | | 45 | | 189 | | | | | 93 | | | 20Q |
| 19-8161 | | | R | | | | | | 55 | 90 | | | | | | 23 | | | Axle Dana |

Transit VIII Bus (FD_, FB_, FS_, FZ_, FC_) 4/06-1/70

2.2 TDCi (63 kW) Eng.P8FA, P8FB 4/06-8/14

| | | | | | | | | | | | | | | | | | | | |
|---------|--|--|---|--|--|--|--|--|----|----|-----|--|--|--|--|----|--|--|---------------|
| 19-2715 | | | R | | | | | | | | 188 | | | | | | | | 0.8Q, -ABS |
| 19-2810 | | | F | | | | | | 45 | 78 | 110 | | | | | 57 | | | |
| 19-2811 | | | F | | | | | | 49 | 88 | 120 | | | | | 40 | | | |
| 19-2926 | | | R | | | | | | 37 | | 193 | | | | | 90 | | | 15-17Q, +ABS |
| 19-2927 | | | R | | | | | | 37 | 96 | 193 | | | | | 90 | | | 0.8-13Q, +ABS |
| 19-8161 | | | R | | | | | | 55 | 90 | | | | | | 23 | | | |

2.2 TDCi (74 kW) Eng.DRFA, DRFB, DRFC, DRFD, DRFE 10/11-8/14

| | | | | | | | | | | | | | | | | | | | |
|---------|--|--|---|--|--|--|--|--|----|----|-----|--|--|--|--|----|--|--|---------------|
| 19-2715 | | | R | | | | | | | | 188 | | | | | | | | 0.8Q, -ABS |
| 19-2810 | | | F | | | | | | 45 | 78 | 110 | | | | | 57 | | | |
| 19-2811 | | | F | | | | | | 49 | 88 | 120 | | | | | 40 | | | |
| 19-2926 | | | R | | | | | | 37 | | 193 | | | | | 90 | | | 15-17Q, +ABS |
| 19-2927 | | | R | | | | | | 37 | 96 | 193 | | | | | 90 | | | 0.8-13Q, +ABS |
| 19-8161 | | | R | | | | | | 55 | 90 | | | | | | 23 | | | |

2.2 TDCi (81 kW) Eng.QVFA 4/06-8/14

| | | | | | | | | | | | | | | | | | | | |
|---------|--|--|---|--|--|--|--|--|----|----|-----|--|--|--|--|----|--|--|------------|
| 19-2715 | | | R | | | | | | | | 188 | | | | | | | | 0.8Q, -ABS |
| 19-2810 | | | F | | | | | | 45 | 78 | 110 | | | | | 57 | | | |

FORD HCV

| METELLI ref | Spare Parts | | F/R | L/R | | | ABS | A | B | C | D | E | F | G | H | I | L | M | Fig | NOTE |
|--|-------------|--|-----|-----|--|--|-----|---|---|----|----|-----|---|---|---|---|----|---|-----|---------------|
| 19-2811 | | | F | | | | | | | 49 | 88 | 120 | | | | | 40 | | | |
| 19-2926 | | | R | | | | | | | 37 | | 193 | | | | | 90 | | | 15-17Q, +ABS |
| 19-2927 | | | R | | | | | | | 37 | 96 | 193 | | | | | 90 | | | 0.8-13Q, +ABS |
| 19-8161 | | | R | | | | | | | 55 | 90 | | | | | | 23 | | | |
| 2.2 TDCi (85 kW) Eng.SRFA, SRFB, SRFC, SRFD, SRFE 10/08-8/14 | | | | | | | | | | | | | | | | | | | | |
| 19-2715 | | | R | | | | | | | | | 188 | | | | | | | | 0.8Q, -ABS |
| 19-2810 | | | F | | | | | | | 45 | 78 | 110 | | | | | 57 | | | |
| 19-2811 | | | F | | | | | | | 49 | 88 | 120 | | | | | 40 | | | |
| 19-2926 | | | R | | | | | | | 37 | | 193 | | | | | 90 | | | 15-17Q, +ABS |
| 19-2927 | | | R | | | | | | | 37 | 96 | 193 | | | | | 90 | | | 0.8-13Q, +ABS |
| 19-8161 | | | R | | | | | | | 55 | 90 | | | | | | 23 | | | |
| 2.2 TDCi (92 kW) Eng.CYFA, CYFB, CYFC, CYFD 10/11-8/14 | | | | | | | | | | | | | | | | | | | | |
| 19-2715 | | | R | | | | | | | | | 188 | | | | | | | | 0.8Q, -ABS |
| 19-2810 | | | F | | | | | | | 45 | 78 | 110 | | | | | 57 | | | |
| 19-2811 | | | F | | | | | | | 49 | 88 | 120 | | | | | 40 | | | |
| 19-2926 | | | R | | | | | | | 37 | | 193 | | | | | 90 | | | 15-17Q, +ABS |
| 19-2927 | | | R | | | | | | | 37 | 96 | 193 | | | | | 90 | | | 0.8-13Q, +ABS |
| 19-8161 | | | R | | | | | | | 55 | 90 | | | | | | 23 | | | |
| 2.2 TDCi (96 kW) Eng.QWFA 4/06-8/14 | | | | | | | | | | | | | | | | | | | | |
| 19-2715 | | | R | | | | | | | | | 188 | | | | | | | | 0.8Q, -ABS |
| 19-2810 | | | F | | | | | | | 45 | 78 | 110 | | | | | 57 | | | |
| 19-2811 | | | F | | | | | | | 49 | 88 | 120 | | | | | 40 | | | |
| 19-2926 | | | R | | | | | | | 37 | | 193 | | | | | 90 | | | 15-17Q, +ABS |
| 19-2927 | | | R | | | | | | | 37 | 96 | 193 | | | | | 90 | | | 0.8-13Q, +ABS |
| 19-8161 | | | R | | | | | | | 55 | 90 | | | | | | 23 | | | |
| 2.2 TDCi (103 kW) Eng.PGFA, PGFB, UHFA, UHFB, UHFC 10/07-8/14 | | | | | | | | | | | | | | | | | | | | |
| 19-2715 | | | R | | | | | | | | | 188 | | | | | | | | 0.8Q, -ABS |
| 19-2810 | | | F | | | | | | | 45 | 78 | 110 | | | | | 57 | | | |
| 19-2811 | | | F | | | | | | | 49 | 88 | 120 | | | | | 40 | | | |

FORD HCV

| METELLI ref | Spare Parts | | F/R | L/R | | | ABS | A | B | C | D | E | F | G | H | I | L | M | Fig | NOTE |
|--|-------------|--|-----|-----|--|--|-----|---|---|----|----|-----|---|---|---|---|----|---|-----|---------------|
| 19-2926 | | | R | | | | | | | 37 | | 193 | | | | | 90 | | | 15-17Q, +ABS |
| 19-2927 | | | R | | | | | | | 37 | 96 | 193 | | | | | 90 | | | 0.8-13Q, +ABS |
| 19-8161 | | | R | | | | | | | 55 | 90 | | | | | | 23 | | | |
| 2.2 TDCi RWD (74 kW) Eng.DRRA, DRRB, DRRC 10/11-8/14 | | | | | | | | | | | | | | | | | | | | |
| 19-2810 | | | F | | | | | | | 45 | 78 | 110 | | | | | 57 | | | |
| 19-2811 | | | F | | | | | | | 49 | 88 | 120 | | | | | 40 | | | |
| 19-8161 | | | R | | | | | | | 55 | 90 | | | | | | 23 | | | |
| 2.2 TDCi RWD (92 kW) Eng.CYRA 9/11-12/14 | | | | | | | | | | | | | | | | | | | | |
| 19-2810 | | | F | | | | | | | 45 | 78 | 110 | | | | | 57 | | | |
| 19-2811 | | | F | | | | | | | 49 | 88 | 120 | | | | | 40 | | | |
| 19-8161 | | | R | | | | | | | 55 | 90 | | | | | | 23 | | | |
| 2.2 TDCi RWD (100 kW) Eng.USRA, USRB 9/11-8/14 | | | | | | | | | | | | | | | | | | | | |
| 19-2810 | | | F | | | | | | | 45 | 78 | 110 | | | | | 57 | | | |
| 19-2811 | | | F | | | | | | | 49 | 88 | 120 | | | | | 40 | | | |
| 19-8161 | | | R | | | | | | | 55 | 90 | | | | | | 23 | | | |
| 2.4 TDCi (74 kW) Eng.PHFA, PHFC 4/06-8/14 | | | | | | | | | | | | | | | | | | | | |
| 19-2715 | | | R | | | | | | | | | 188 | | | | | | | | 0.8Q, -ABS |
| 19-2810 | | | F | | | | | | | 45 | 78 | 110 | | | | | 57 | | | |
| 19-2811 | | | F | | | | | | | 49 | 88 | 120 | | | | | 40 | | | |
| 19-2926 | | | R | | | | | | | 37 | | 193 | | | | | 90 | | | 15-17Q, +ABS |
| 19-2927 | | | R | | | | | | | 37 | 96 | 193 | | | | | 90 | | | 0.8-13Q, +ABS |
| 19-8161 | | | R | | | | | | | 55 | 90 | | | | | | 23 | | | |
| 2.4 TDCi (85 kW) Eng.JXFA, JXFC 4/06-8/14 | | | | | | | | | | | | | | | | | | | | |
| 19-2715 | | | R | | | | | | | | | 188 | | | | | | | | 0.8Q, -ABS |
| 19-2810 | | | F | | | | | | | 45 | 78 | 110 | | | | | 57 | | | |
| 19-2811 | | | F | | | | | | | 49 | 88 | 120 | | | | | 40 | | | |
| 19-2926 | | | R | | | | | | | 37 | | 193 | | | | | 90 | | | 15-17Q, +ABS |
| 19-2927 | | | R | | | | | | | 37 | 96 | 193 | | | | | 90 | | | 0.8-13Q, +ABS |
| 19-8161 | | | R | | | | | | | 55 | 90 | | | | | | 23 | | | |

FORD HCV

| METELLI ref | Spare Parts | | F/R | L/R | | | ABS | A | B | C | D | E | F | G | H | I | L | M | Fig | NOTE |
|--|-------------|--|-----|-----|--|--|-----|---|---|----|----|-----|---|---|---|---|---|---|-----|---------------|
| 2.4 TDCi (103 kW) Eng.H9FD 4/06-8/14 | | | | | | | | | | | | | | | | | | | | |
| 19-2715 | | | R | | | | | | | | | 188 | | | | | | | | 0.8Q, -ABS |
| 19-2810 | | | F | | | | | | | 45 | 78 | 110 | | | | | | | 57 | |
| 19-2811 | | | F | | | | | | | 49 | 88 | 120 | | | | | | | 40 | |
| 19-2926 | | | R | | | | | | | 37 | | 193 | | | | | | | 90 | 15-17Q, +ABS |
| 19-2927 | | | R | | | | | | | 37 | 96 | 193 | | | | | | | 90 | 0.8-13Q, +ABS |
| 19-8161 | | | R | | | | | | | 55 | 90 | | | | | | | | 23 | |
| 2.4 TDCi 4x4 (103 kW) Eng.H9FB 11/06-8/14 | | | | | | | | | | | | | | | | | | | | |
| 19-2810 | | | F | | | | | | | 45 | 78 | 110 | | | | | | | 57 | |
| 19-2811 | | | F | | | | | | | 49 | 88 | 120 | | | | | | | 40 | |
| 19-8161 | | | R | | | | | | | 55 | 90 | | | | | | | | 23 | |
| 3.2 TDCi (147 kW) Eng.SAFA, SAFB 2/08-8/14 | | | | | | | | | | | | | | | | | | | | |
| 19-2715 | | | R | | | | | | | | | 188 | | | | | | | | 0.8Q, -ABS |
| 19-2810 | | | F | | | | | | | 45 | 78 | 110 | | | | | | | 57 | |
| 19-2811 | | | F | | | | | | | 49 | 88 | 120 | | | | | | | 40 | |
| 19-2926 | | | R | | | | | | | 37 | | 193 | | | | | | | 90 | 15-17Q, +ABS |
| 19-2927 | | | R | | | | | | | 37 | 96 | 193 | | | | | | | 90 | 0.8-13Q, +ABS |
| 19-8161 | | | R | | | | | | | 55 | 90 | | | | | | | | 23 | |
| Transit VIII Platform/Chassis (FM_, FN_) 4/06-8/14 | | | | | | | | | | | | | | | | | | | | |
| 2.2 TDCi (63 kW) Eng.P8FA, P8FB 4/06-8/14 | | | | | | | | | | | | | | | | | | | | |
| 19-2715 | | | R | | | | | | | | | 188 | | | | | | | | 0.8Q, -ABS |
| 19-2810 | | | F | | | | | | | 45 | 78 | 110 | | | | | | | 57 | |
| 19-2811 | | | F | | | | | | | 49 | 88 | 120 | | | | | | | 40 | |
| 19-2926 | | | R | | | | | | | 37 | | 193 | | | | | | | 90 | 15-17Q, +ABS |
| 19-2927 | | | R | | | | | | | 37 | 96 | 193 | | | | | | | 90 | 0.8-13Q, +ABS |
| 19-8161 | | | R | | | | | | | 55 | 90 | | | | | | | | 23 | |
| 2.2 TDCi (74 kW) Eng.DRFA, DRFB, DRFC, DRFD, DRFE 10/11-8/14 | | | | | | | | | | | | | | | | | | | | |
| 19-2810 | | | F | | | | | | | 45 | 78 | 110 | | | | | | | 57 | |

FORD HCV

| METELLI ref | Spare Parts | | F/R | L/R | | | ABS | A | B | C | D | E | F | G | H | I | L | M | Fig | NOTE |
|--|-------------|--|-----|-----|--|--|-----|---|---|----|----|-----|---|---|---|---|----|---|-----|---------------|
| 19-2810 | | | F | | | | | | | 45 | 78 | 110 | | | | | 57 | | | |
| 19-2811 | | | F | | | | | | | 49 | 88 | 120 | | | | | 40 | | | |
| 19-2926 | | | R | | | | | | | 37 | | 193 | | | | | 90 | | | 15-17Q, +ABS |
| 19-2927 | | | R | | | | | | | 37 | 96 | 193 | | | | | 90 | | | 0.8-13Q, +ABS |
| 19-8161 | | | R | | | | | | | 55 | 90 | | | | | | 23 | | | |
| 2.2 TDCi 4x4 (92 kW) Eng.CYRB, CYRC 10/11-8/14 | | | | | | | | | | | | | | | | | | | | |
| 19-2810 | | | F | | | | | | | 45 | 78 | 110 | | | | | 57 | | | |
| 19-2811 | | | F | | | | | | | 49 | 88 | 120 | | | | | 40 | | | |
| 19-8161 | | | R | | | | | | | 55 | 90 | | | | | | 23 | | | |
| 2.2 TDCi RWD (74 kW) Eng.DRRA, DRRB, DRRC 10/11-8/14 | | | | | | | | | | | | | | | | | | | | |
| 19-2810 | | | F | | | | | | | 45 | 78 | 110 | | | | | 57 | | | |
| 19-2811 | | | F | | | | | | | 49 | 88 | 120 | | | | | 40 | | | |
| 19-8161 | | | R | | | | | | | 55 | 90 | | | | | | 23 | | | |
| 2.2 TDCi RWD (92 kW) Eng.CYRA 10/11-8/14 | | | | | | | | | | | | | | | | | | | | |
| 19-2810 | | | F | | | | | | | 45 | 78 | 110 | | | | | 57 | | | |
| 19-2811 | | | F | | | | | | | 49 | 88 | 120 | | | | | 40 | | | |
| 19-8161 | | | R | | | | | | | 55 | 90 | | | | | | 23 | | | |
| 2.2 TDCi RWD (114 kW) Eng.CVRA, CVRB, CVRC 10/11-8/14 | | | | | | | | | | | | | | | | | | | | |
| 19-2810 | | | F | | | | | | | 45 | 78 | 110 | | | | | 57 | | | |
| 19-2811 | | | F | | | | | | | 49 | 88 | 120 | | | | | 40 | | | |
| 19-8161 | | | R | | | | | | | 55 | 90 | | | | | | 23 | | | |
| 2.3 16V CNG RWD (100 kW) Eng.GZFC 4/06-8/14 | | | | | | | | | | | | | | | | | | | | |
| 19-2810 | | | F | | | | | | | 45 | 78 | 110 | | | | | 57 | | | |
| 19-2811 | | | F | | | | | | | 49 | 88 | 120 | | | | | 40 | | | |
| 19-8161 | | | R | | | | | | | 55 | 90 | | | | | | 23 | | | |
| 2.3 16V LPG RWD (107 kW) Eng.GZFC 4/06-8/14 | | | | | | | | | | | | | | | | | | | | |
| 19-2810 | | | F | | | | | | | 45 | 78 | 110 | | | | | 57 | | | |
| 19-2811 | | | F | | | | | | | 49 | 88 | 120 | | | | | 40 | | | |
| 19-8161 | | | R | | | | | | | 55 | 90 | | | | | | 23 | | | |

FORD HCV

| METELLI ref | Spare Parts | | F/R | L/R | | | ABS | A | B | C | D | E | F | G | H | I | L | M | Fig | NOTE |
|-------------|-------------|--|-----|-----|--|--|-----|---|---|----|----|-----|---|---|---|---|----|---|-----|---------------|
| 19-2926 | | | R | | | | | | | 37 | | 193 | | | | | 90 | | | 15-17Q, +ABS |
| 19-2927 | | | R | | | | | | | 37 | 96 | 193 | | | | | 90 | | | 0.8-13Q, +ABS |
| 19-8161 | | | R | | | | | | | 55 | 90 | | | | | | 23 | | | |

3.2 TDCi RWD (147 kW) Eng.SAFA, SAFB 9/07-8/14

| | | | | | | | | | | | | | | | | | | | | |
|---------|--|--|---|--|--|--|--|--|--|----|----|-----|--|--|--|--|----|--|--|---------------|
| 19-2715 | | | R | | | | | | | | | 188 | | | | | | | | 0.8Q, -ABS |
| 19-2810 | | | F | | | | | | | 45 | 78 | 110 | | | | | 57 | | | |
| 19-2811 | | | F | | | | | | | 49 | 88 | 120 | | | | | 40 | | | |
| 19-2926 | | | R | | | | | | | 37 | | 193 | | | | | 90 | | | 15-17Q, +ABS |
| 19-2927 | | | R | | | | | | | 37 | 96 | 193 | | | | | 90 | | | 0.8-13Q, +ABS |
| 19-8161 | | | R | | | | | | | 55 | 90 | | | | | | 23 | | | |

Transit VIII Tourneo 7/06-8/14

2.2 TDCi (81 kW) Eng.QVFA 7/06-8/14

| | | | | | | | | | | | | | | | | | | | | |
|---------|--|--|---|--|--|--|--|--|--|----|----|-----|--|--|--|--|----|--|--|---------------|
| 19-2715 | | | R | | | | | | | | | 188 | | | | | | | | 0.8Q, -ABS |
| 19-2810 | | | F | | | | | | | 45 | 78 | 110 | | | | | 57 | | | |
| 19-2811 | | | F | | | | | | | 49 | 88 | 120 | | | | | 40 | | | |
| 19-2927 | | | R | | | | | | | 37 | 96 | 193 | | | | | 90 | | | 0.8-13Q, +ABS |
| 19-8161 | | | R | | | | | | | 55 | 90 | | | | | | 23 | | | |

2.2 TDCi (85 kW) Eng.SRFA, SRFB, SRFC, SRFD, SRFE 10/08-8/14

| | | | | | | | | | | | | | | | | | | | | |
|---------|--|--|---|--|--|--|--|--|--|----|----|-----|--|--|--|--|----|--|--|---------------|
| 19-2715 | | | R | | | | | | | | | 188 | | | | | | | | 0.8Q, -ABS |
| 19-2810 | | | F | | | | | | | 45 | 78 | 110 | | | | | 57 | | | |
| 19-2811 | | | F | | | | | | | 49 | 88 | 120 | | | | | 40 | | | |
| 19-2926 | | | R | | | | | | | 37 | | 193 | | | | | 90 | | | 15-17Q, +ABS |
| 19-2927 | | | R | | | | | | | 37 | 96 | 193 | | | | | 90 | | | 0.8-13Q, +ABS |
| 19-8161 | | | R | | | | | | | 55 | 90 | | | | | | 23 | | | |

2.2 TDCi (92 kW) Eng.CYFA, CYFB, CYFC, CYFD 10/11-8/14

| | | | | | | | | | | | | | | | | | | | | |
|---------|--|--|---|--|--|--|--|--|--|----|----|-----|--|--|--|--|----|--|--|--|
| 19-2810 | | | F | | | | | | | 45 | 78 | 110 | | | | | 57 | | | |
| 19-2811 | | | F | | | | | | | 49 | 88 | 120 | | | | | 40 | | | |
| 19-8161 | | | R | | | | | | | 55 | 90 | | | | | | 23 | | | |

FORD HCV

| METELLI ref | Spare Parts | | F/R | L/R | | | ABS | A | B | C | D | E | F | G | H | I | L | M | Fig | NOTE |
|--|-------------|--|-----|-----|--|--|-----|---|---|----|----|-----|---|---|---|---|---|---|-----|---------------|
| 2.2 TDCi (96 kW) Eng.QWFA 7/06-8/14 | | | | | | | | | | | | | | | | | | | | |
| 19-2715 | | | R | | | | | | | | | 188 | | | | | | | | 0.8Q, -ABS |
| 19-2810 | | | F | | | | | | | 45 | 78 | 110 | | | | | | | 57 | |
| 19-2811 | | | F | | | | | | | 49 | 88 | 120 | | | | | | | 40 | |
| 19-2926 | | | R | | | | | | | 37 | | 193 | | | | | | | 90 | 15-17Q, +ABS |
| 19-2927 | | | R | | | | | | | 37 | 96 | 193 | | | | | | | 90 | 0.8-13Q, +ABS |
| 19-8161 | | | R | | | | | | | 55 | 90 | | | | | | | | 23 | |
| 2.2 TDCi (103 kW) Eng.PGFA, PGFB, UHFA, UHFB, UHFC 10/07-8/14 | | | | | | | | | | | | | | | | | | | | |
| 19-2715 | | | R | | | | | | | | | 188 | | | | | | | | 0.8Q, -ABS |
| 19-2810 | | | F | | | | | | | 45 | 78 | 110 | | | | | | | 57 | |
| 19-2811 | | | F | | | | | | | 49 | 88 | 120 | | | | | | | 40 | |
| 19-2926 | | | R | | | | | | | 37 | | 193 | | | | | | | 90 | 15-17Q, +ABS |
| 19-2927 | | | R | | | | | | | 37 | 96 | 193 | | | | | | | 90 | 0.8-13Q, +ABS |
| 19-8161 | | | R | | | | | | | 55 | 90 | | | | | | | | 23 | |
| Transit VIII Van (FA__) 4/06-1/70 | | | | | | | | | | | | | | | | | | | | |
| 2.2 TDCi (63 kW) Eng.P8FA, P8FB 4/06-8/14 | | | | | | | | | | | | | | | | | | | | |
| 19-2715 | | | R | | | | | | | | | 188 | | | | | | | | 0.8Q, -ABS |
| 19-2810 | | | F | | | | | | | 45 | 78 | 110 | | | | | | | 57 | |
| 19-2811 | | | F | | | | | | | 49 | 88 | 120 | | | | | | | 40 | |
| 19-2926 | | | R | | | | | | | 37 | | 193 | | | | | | | 90 | 15-17Q, +ABS |
| 19-2927 | | | R | | | | | | | 37 | 96 | 193 | | | | | | | 90 | 0.8-13Q, +ABS |
| 19-8161 | | | R | | | | | | | 55 | 90 | | | | | | | | 23 | |
| 2.2 TDCi (74 kW) Eng.DRFA, DRFB, DRFC, DRFD, DRFE 10/11-8/14 | | | | | | | | | | | | | | | | | | | | |
| 19-2715 | | | R | | | | | | | | | 188 | | | | | | | | 0.8Q, -ABS |
| 19-2810 | | | F | | | | | | | 45 | 78 | 110 | | | | | | | 57 | |
| 19-2811 | | | F | | | | | | | 49 | 88 | 120 | | | | | | | 40 | |
| 19-2926 | | | R | | | | | | | 37 | | 193 | | | | | | | 90 | 15-17Q, +ABS |
| 19-2927 | | | R | | | | | | | 37 | 96 | 193 | | | | | | | 90 | 0.8-13Q, +ABS |

FORD HCV

| METELLI ref | Spare Parts | | F/R | L/R | | | ABS | A | B | C | D | E | F | G | H | I | L | M | Fig | NOTE |
|--|-------------|--|-----|-----|--|--|-----|---|---|----|----|-----|---|---|---|---|----|---|-----|---------------|
| 19-8161 | | | R | | | | | | | 55 | 90 | | | | | | 23 | | | |
| 2.2 TDCi (81 kW) Eng.QVFA 4/06-8/14 | | | | | | | | | | | | | | | | | | | | |
| 19-2715 | | | R | | | | | | | | | 188 | | | | | | | | 0.8Q, -ABS |
| 19-2810 | | | F | | | | | | | 45 | 78 | 110 | | | | | 57 | | | |
| 19-2811 | | | F | | | | | | | 49 | 88 | 120 | | | | | 40 | | | |
| 19-2926 | | | R | | | | | | | 37 | | 193 | | | | | 90 | | | 15-17Q, +ABS |
| 19-2927 | | | R | | | | | | | 37 | 96 | 193 | | | | | 90 | | | 0.8-13Q, +ABS |
| 19-8161 | | | R | | | | | | | 55 | 90 | | | | | | 23 | | | |
| 2.2 TDCi (85 kW) Eng.SRFA, SRFB, SRFC, SRFD, SRFE 10/08-8/14 | | | | | | | | | | | | | | | | | | | | |
| 19-2715 | | | R | | | | | | | | | 188 | | | | | | | | 0.8Q, -ABS |
| 19-2810 | | | F | | | | | | | 45 | 78 | 110 | | | | | 57 | | | |
| 19-2811 | | | F | | | | | | | 49 | 88 | 120 | | | | | 40 | | | |
| 19-2926 | | | R | | | | | | | 37 | | 193 | | | | | 90 | | | 15-17Q, +ABS |
| 19-2927 | | | R | | | | | | | 37 | 96 | 193 | | | | | 90 | | | 0.8-13Q, +ABS |
| 19-8161 | | | R | | | | | | | 55 | 90 | | | | | | 23 | | | |
| 2.2 TDCi (92 kW) Eng.CYFA, CYFB, CYFC, CYFD 10/11-8/14 | | | | | | | | | | | | | | | | | | | | |
| 19-2715 | | | R | | | | | | | | | 188 | | | | | | | | 0.8Q, -ABS |
| 19-2810 | | | F | | | | | | | 45 | 78 | 110 | | | | | 57 | | | |
| 19-2811 | | | F | | | | | | | 49 | 88 | 120 | | | | | 40 | | | |
| 19-2926 | | | R | | | | | | | 37 | | 193 | | | | | 90 | | | 15-17Q, +ABS |
| 19-2927 | | | R | | | | | | | 37 | 96 | 193 | | | | | 90 | | | 0.8-13Q, +ABS |
| 19-8161 | | | R | | | | | | | 55 | 90 | | | | | | 23 | | | |
| 2.2 TDCi (96 kW) Eng.QWFA 4/06-8/14 | | | | | | | | | | | | | | | | | | | | |
| 19-2715 | | | R | | | | | | | | | 188 | | | | | | | | 0.8Q, -ABS |
| 19-2810 | | | F | | | | | | | 45 | 78 | 110 | | | | | 57 | | | |
| 19-2811 | | | F | | | | | | | 49 | 88 | 120 | | | | | 40 | | | |
| 19-2926 | | | R | | | | | | | 37 | | 193 | | | | | 90 | | | 15-17Q, +ABS |
| 19-2927 | | | R | | | | | | | 37 | 96 | 193 | | | | | 90 | | | 0.8-13Q, +ABS |
| 19-8161 | | | R | | | | | | | 55 | 90 | | | | | | 23 | | | |

FORD HCV

| METELLI ref | Spare Parts | | F/R | L/R | | | ABS | A | B | C | D | E | F | G | H | I | L | M | Fig | NOTE |
|--|-------------|--|-----|-----|--|--|-----|---|---|----|----|-----|---|---|---|---|---|---|-----|---------------|
| 2.2 TDCi RWD (100 kW) Eng.USRA, USRB 10/11-8/14 | | | | | | | | | | | | | | | | | | | | |
| 19-2810 | | | F | | | | | | | 45 | 78 | 110 | | | | | | | 57 | |
| 19-2811 | | | F | | | | | | | 49 | 88 | 120 | | | | | | | 40 | |
| 19-8161 | | | R | | | | | | | 55 | 90 | | | | | | | | 23 | |
| 2.2 TDCi RWD (114 kW) Eng.CVRA, CVRB, CVRC 10/11-8/14 | | | | | | | | | | | | | | | | | | | | |
| 19-2715 | | | R | | | | | | | | | 188 | | | | | | | | 0.8Q, -ABS |
| 19-2810 | | | F | | | | | | | 45 | 78 | 110 | | | | | | | 57 | |
| 19-2811 | | | F | | | | | | | 49 | 88 | 120 | | | | | | | 40 | |
| 19-2926 | | | R | | | | | | | 37 | | 193 | | | | | | | 90 | 15-17Q, +ABS |
| 19-2927 | | | R | | | | | | | 37 | 96 | 193 | | | | | | | 90 | 0.8-13Q, +ABS |
| 19-8161 | | | R | | | | | | | 55 | 90 | | | | | | | | 23 | |
| 2.3 16V CNG RWD (100 kW) Eng.GZFC 4/06-8/14 | | | | | | | | | | | | | | | | | | | | |
| 19-2810 | | | F | | | | | | | 45 | 78 | 110 | | | | | | | 57 | |
| 19-2811 | | | F | | | | | | | 49 | 88 | 120 | | | | | | | 40 | |
| 19-8161 | | | R | | | | | | | 55 | 90 | | | | | | | | 23 | |
| 2.3 16V LPG RWD (107 kW) Eng.GZFC 4/06-8/14 | | | | | | | | | | | | | | | | | | | | |
| 19-2810 | | | F | | | | | | | 45 | 78 | 110 | | | | | | | 57 | |
| 19-2811 | | | F | | | | | | | 49 | 88 | 120 | | | | | | | 40 | |
| 19-8161 | | | R | | | | | | | 55 | 90 | | | | | | | | 23 | |
| 2.3 16V RWD (107 kW) Eng.GZFA, GZFB, GZFC 4/06-8/14 | | | | | | | | | | | | | | | | | | | | |
| 19-2715 | | | R | | | | | | | | | 188 | | | | | | | | 0.8Q, -ABS |
| 19-2810 | | | F | | | | | | | 45 | 78 | 110 | | | | | | | 57 | |
| 19-2926 | | | R | | | | | | | 37 | | 193 | | | | | | | 90 | 15-17Q, +ABS |
| 19-2927 | | | R | | | | | | | 37 | 96 | 193 | | | | | | | 90 | 0.8-13Q, +ABS |
| 19-8161 | | | R | | | | | | | 55 | 90 | | | | | | | | 23 | |
| 2.4 TDCi 4x4 (103 kW) Eng.H9FB 11/06-8/14 | | | | | | | | | | | | | | | | | | | | |
| 19-2810 | | | F | | | | | | | 45 | 78 | 110 | | | | | | | 57 | |
| 19-2811 | | | F | | | | | | | 49 | 88 | 120 | | | | | | | 40 | |
| 19-8161 | | | R | | | | | | | 55 | 90 | | | | | | | | 23 | |

FORD HCV

| METELLI ref | Spare Parts | | F/R | L/R | | | ABS | A | B | C | D | E | F | G | H | I | L | M | Fig | NOTE |
|---|-------------|--|-----|-----|--|--|-----|---|---|----|----|-----|---|---|---|---|---|----|-----|---------------|
| 2.4 TDCi RWD (74 kW) Eng.PHFA, PHFC 4/06-8/14 | | | | | | | | | | | | | | | | | | | | |
| 19-2715 | | | R | | | | | | | | | 188 | | | | | | | | 0.8Q, -ABS |
| 19-2810 | | | F | | | | | | | 45 | 78 | 110 | | | | | | 57 | | |
| 19-2811 | | | F | | | | | | | 49 | 88 | 120 | | | | | | 40 | | |
| 19-2926 | | | R | | | | | | | 37 | | 193 | | | | | | 90 | | 15-17Q, +ABS |
| 19-2927 | | | R | | | | | | | 37 | 96 | 193 | | | | | | 90 | | 0.8-13Q, +ABS |
| 19-8161 | | | R | | | | | | | 55 | 90 | | | | | | | 23 | | |
| 2.4 TDCi RWD (85 kW) Eng.JXFA, JXFC 4/06-8/14 | | | | | | | | | | | | | | | | | | | | |
| 19-2715 | | | R | | | | | | | | | 188 | | | | | | | | 0.8Q, -ABS |
| 19-2810 | | | F | | | | | | | 45 | 78 | 110 | | | | | | 57 | | |
| 19-2811 | | | F | | | | | | | 49 | 88 | 120 | | | | | | 40 | | |
| 19-2926 | | | R | | | | | | | 37 | | 193 | | | | | | 90 | | 15-17Q, +ABS |
| 19-2927 | | | R | | | | | | | 37 | 96 | 193 | | | | | | 90 | | 0.8-13Q, +ABS |
| 19-8161 | | | R | | | | | | | 55 | 90 | | | | | | | 23 | | |
| 2.4 TDCi RWD (103 kW) Eng.H9FB, H9FD 4/06-8/14 | | | | | | | | | | | | | | | | | | | | |
| 19-2715 | | | R | | | | | | | | | 188 | | | | | | | | 0.8Q, -ABS |
| 19-2810 | | | F | | | | | | | 45 | 78 | 110 | | | | | | 57 | | |
| 19-2811 | | | F | | | | | | | 49 | 88 | 120 | | | | | | 40 | | |
| 19-2926 | | | R | | | | | | | 37 | | 193 | | | | | | 90 | | 15-17Q, +ABS |
| 19-2927 | | | R | | | | | | | 37 | 96 | 193 | | | | | | 90 | | 0.8-13Q, +ABS |
| 19-8161 | | | R | | | | | | | 55 | 90 | | | | | | | 23 | | |
| 3.2 TDCi RWD (147 kW) Eng.SAFA, SAFB 9/07-8/14 | | | | | | | | | | | | | | | | | | | | |
| 19-2715 | | | R | | | | | | | | | 188 | | | | | | | | 0.8Q, -ABS |
| 19-2810 | | | F | | | | | | | 45 | 78 | 110 | | | | | | 57 | | |
| 19-2811 | | | F | | | | | | | 49 | 88 | 120 | | | | | | 40 | | |
| 19-2926 | | | R | | | | | | | 37 | | 193 | | | | | | 90 | | 15-17Q, +ABS |
| 19-2927 | | | R | | | | | | | 37 | 96 | 193 | | | | | | 90 | | 0.8-13Q, +ABS |

FORD HCV

| METELLI ref | Spare Parts | | F/R | L/R | | | ABS | A | B | C | D | E | F | G | H | I | L | M | Fig | NOTE |
|---|-------------|--|-----|-----|--|--|-----|---|---|----|----|-----|---|---|---|---|----|---|-----|------|
| 19-8161 | | | R | | | | | | | 55 | 90 | | | | | | 23 | | | |
| Transit IX Bus (FAD, FBD) 8/13-1/70 | | | | | | | | | | | | | | | | | | | | |
| 2.0 TDCi (77 kW) Eng.BJFA (05.19-), BJFB (05.19-), YLF6, YLFA (12.18- 3/16-1/70) | | | | | | | | | | | | | | | | | | | | |
| 19-8162 | | | R | | | | | | | | | 199 | | | | | | | | |
| 19-8163 | | | R | | | | | | | 45 | | 199 | | | | | 79 | | | |
| 2.0 TDCi (96 kW) Eng.BKFA (05.19-), BKFB (05.19-), YMF6, YMFA (12.18- 3/16-1/70) | | | | | | | | | | | | | | | | | | | | |
| 19-8162 | | | R | | | | | | | | | 199 | | | | | | | | |
| 19-8163 | | | R | | | | | | | 45 | | 199 | | | | | 79 | | | |
| 2.0 TDCi (125 kW) Eng.BLFA (05.19-), BLFB (05.19-), YNF6, YNFA (12.18- 3/16-1/70) | | | | | | | | | | | | | | | | | | | | |
| 19-8162 | | | R | | | | | | | | | 199 | | | | | | | | |
| 19-8163 | | | R | | | | | | | 45 | | 199 | | | | | 79 | | | |
| 2.2 TDCi (74 kW) Eng.DRF5, DRFF, DRFG 8/13-12/18 | | | | | | | | | | | | | | | | | | | | |
| 19-8162 | | | R | | | | | | | | | 199 | | | | | | | | |
| 19-8163 | | | R | | | | | | | 45 | | 199 | | | | | 79 | | | |
| 2.2 TDCi (92 kW) Eng.CY14, CYF5, CYFG, USF6 8/13-12/18 | | | | | | | | | | | | | | | | | | | | |
| 19-8162 | | | R | | | | | | | | | 199 | | | | | | | | |
| 19-8163 | | | R | | | | | | | 45 | | 199 | | | | | 79 | | | |
| 2.2 TDCi (114 kW) Eng.CVF5 12/14-12/18 | | | | | | | | | | | | | | | | | | | | |
| 19-8162 | | | R | | | | | | | | | 199 | | | | | | | | |
| 19-8163 | | | R | | | | | | | 45 | | 199 | | | | | 79 | | | |
| Transit IX Platform/Chassis (FED, FFD) 8/13-1/70 | | | | | | | | | | | | | | | | | | | | |
| 2.0 TDCi (77 kW) Eng.BJFA (05.19-), BJFB (05.19-), YLF6, YLFA (12.18- 3/16-1/70) | | | | | | | | | | | | | | | | | | | | |
| 19-8162 | | | R | | | | | | | | | 199 | | | | | | | | |
| 19-8163 | | | R | | | | | | | 45 | | 199 | | | | | 79 | | | |
| 2.0 TDCi (96 kW) Eng.BKFA (05.19-), BKFB (05.19-), YMF6, YMFA (12.18- 3/16-1/70) | | | | | | | | | | | | | | | | | | | | |
| 19-8162 | | | R | | | | | | | | | 199 | | | | | | | | |
| 19-8163 | | | R | | | | | | | 45 | | 199 | | | | | 79 | | | |

FORD HCV

| METELLI ref | Spare Parts | | F/R | L/R | | | ABS | A | B | C | D | E | F | G | H | I | L | M | Fig | NOTE |
|---|-------------|--|-----|-----|--|--|-----|---|---|----|---|-----|---|---|---|---|----|---|-----|------|
| 2.0 TDCi (125 kW) Eng.BLFA (05.19-), BLFB (05.19-), YNF6, YNFA (12.18- 3/16-1/70 | | | | | | | | | | | | | | | | | | | | |
| 19-8162 | | | R | | | | | | | | | 199 | | | | | | | | |
| 19-8163 | | | R | | | | | | | 45 | | 199 | | | | | 79 | | | |
| 2.2 TDCi (74 kW) Eng.DRF5, DRFF, DRFG 8/13-12/18 | | | | | | | | | | | | | | | | | | | | |
| 19-8162 | | | R | | | | | | | | | 199 | | | | | | | | |
| 19-8163 | | | R | | | | | | | 45 | | 199 | | | | | 79 | | | |
| 2.2 TDCi (92 kW) Eng.CY14, CYF5, CYFG, USF6 8/13-12/18 | | | | | | | | | | | | | | | | | | | | |
| 19-8162 | | | R | | | | | | | | | 199 | | | | | | | | |
| 19-8163 | | | R | | | | | | | 45 | | 199 | | | | | 79 | | | |
| 2.2 TDCi (114 kW) Eng.CVF5 8/13-12/18 | | | | | | | | | | | | | | | | | | | | |
| 19-8162 | | | R | | | | | | | | | 199 | | | | | | | | |
| 19-8163 | | | R | | | | | | | 45 | | 199 | | | | | 79 | | | |
| Transit IX Van (FCD, FDD) 8/13-1/70 | | | | | | | | | | | | | | | | | | | | |
| 2.0 TDCi (77 kW) Eng.BJFA (05.19-), BJFB (05.19-), YLF6, YLFA (12.18- 3/16-1/70 | | | | | | | | | | | | | | | | | | | | |
| 19-8162 | | | R | | | | | | | | | 199 | | | | | | | | |
| 19-8163 | | | R | | | | | | | 45 | | 199 | | | | | 79 | | | |
| 2.0 TDCi (96 kW) Eng.BKFA (05.19-), BKFB (05.19-), YMF6, YMFA (12.18- 3/16-1/70 | | | | | | | | | | | | | | | | | | | | |
| 19-8162 | | | R | | | | | | | | | 199 | | | | | | | | |
| 19-8163 | | | R | | | | | | | 45 | | 199 | | | | | 79 | | | |
| 2.0 TDCi (125 kW) Eng.BLFA (05.19-), BLFB (05.19-), YNF6, YNFA (12.18- 3/16-1/70 | | | | | | | | | | | | | | | | | | | | |
| 19-8162 | | | R | | | | | | | | | 199 | | | | | | | | |
| 19-8163 | | | R | | | | | | | 45 | | 199 | | | | | 79 | | | |
| 2.2 TDCi (74 kW) Eng.DRF5, DRFF, DRFG 8/13-12/18 | | | | | | | | | | | | | | | | | | | | |
| 19-8162 | | | R | | | | | | | | | 199 | | | | | | | | |
| 19-8163 | | | R | | | | | | | 45 | | 199 | | | | | 79 | | | |
| 2.2 TDCi (92 kW) Eng.CY14, CYF5, CYFG, USF6 8/13-12/18 | | | | | | | | | | | | | | | | | | | | |
| 19-8162 | | | R | | | | | | | | | 199 | | | | | | | | |
| 19-8163 | | | R | | | | | | | 45 | | 199 | | | | | 79 | | | |

FORD HCV

| METELLI ref | Spare Parts | | F/R | L/R | | | ABS | A | B | C | D | E | F | G | H | I | L | M | Fig | NOTE |
|--|-------------|--------|-----|-----|--|--|-----|---|---|----|----|-----|---|---|---|---|----|---|-----|--------|
| 2.2 TDCi (114 kW) Eng.CVF5 8/13-12/18 | | | | | | | | | | | | | | | | | | | | |
| 19-8162 | | | R | | | | | | | | | 199 | | | | | | | | |
| 19-8163 | | | R | | | | | | | 45 | | 199 | | | | | 79 | | | |
| Transit Connect I (P65_, P70_, P80_) 6/02-1/70 | | | | | | | | | | | | | | | | | | | | |
| 1.8 16V (85 kW) Eng.EYPA, EYPC, EYPD 6/02-12/13 | | | | | | | | | | | | | | | | | | | | |
| 19-2809 | | -05/11 | F | | | | | | | 39 | 74 | | | | | | 39 | | | +ABS |
| 19-2924 | | -06/06 | R | | | | | | | | | 136 | | | | | | | | +/-ABS |
| 19-2925 | | | R | | | | | | | 37 | | 136 | | | | | 85 | | | |
| 1.8 16V LPG (85 kW) Eng.EYPA, EYPC, EYPD 6/02-12/13 | | | | | | | | | | | | | | | | | | | | |
| 19-2925 | | | R | | | | | | | 37 | | 136 | | | | | 85 | | | |
| 1.8 Di (55 kW) Eng.BHPA, P7PA, P7PB, R2PA 6/02-12/13 | | | | | | | | | | | | | | | | | | | | |
| 19-2809 | | -05/11 | F | | | | | | | 39 | 74 | | | | | | 39 | | | +ABS |
| 19-2924 | | -06/06 | R | | | | | | | | | 136 | | | | | | | | +/-ABS |
| 19-2925 | | | R | | | | | | | 37 | | 136 | | | | | 85 | | | |
| 1.8 TDCi (66 kW) Eng.HCPA, HCPB, HCPC, HCPD, P9PA, P9PB, P9PC, P9PD, R3 6/02-12/13 | | | | | | | | | | | | | | | | | | | | |
| 19-2809 | | -05/11 | F | | | | | | | 39 | 74 | | | | | | 39 | | | +ABS |
| 19-2924 | | -06/06 | R | | | | | | | | | 136 | | | | | | | | +/-ABS |
| 19-2925 | | | R | | | | | | | 37 | | 136 | | | | | 85 | | | |
| 1.8 TDCi (81 kW) Eng.RWPA, RWPB, RWPC, RWPD 8/06-12/13 | | | | | | | | | | | | | | | | | | | | |
| 19-2809 | | -05/11 | F | | | | | | | 39 | 74 | | | | | | 39 | | | +ABS |
| 19-2924 | | | R | | | | | | | | | 136 | | | | | | | | +/-ABS |
| 19-2925 | | | R | | | | | | | 37 | | 136 | | | | | 85 | | | |
| Transit Connect II Van 2/13-1/70 | | | | | | | | | | | | | | | | | | | | |
| 1.0 EcoBoost (74 kW) Eng.B3GA (05.18-), M2GA, M2GB (08.15-) 2/13-1/70 | | | | | | | | | | | | | | | | | | | | |
| 19-2363 | | | F | | | | | | | 45 | 82 | | | | | | 42 | | | |
| 1.5 EcoBlue (55 kW) Eng.BEGA 5/18-1/70 | | | | | | | | | | | | | | | | | | | | |
| 19-2363 | | | F | | | | | | | 45 | 82 | | | | | | 42 | | | |

FORD HCV

| METELLI ref | Spare Parts | F/R | L/R | ABS | A | B | C | D | E | F | G | H | I | L | M | Fig | NOTE |
|--|-------------|-----|-----|-----|---|----|----|----|-----|---|---|---|---|----|---|-----|------|
| 1.6 TDCi (70 kW) Eng.T3CA, T3CB, T3CC 2/14-1/70 | | | | | | | | | | | | | | | | | |
| 19-8131 | | F | | | | | 39 | 72 | | | | | | 37 | | | |
| Transit Custom Bus (F3) 4/12-1/70 | | | | | | | | | | | | | | | | | |
| 2.0 TDCi (77 kW) Eng.BJFA (05.19-), BJFB (05.19-), YLF6, YLFA (05.19- 12/15-1/70 | | | | | | | | | | | | | | | | | |
| 19-8162 | | R | | | | | | | 199 | | | | | | | | |
| 19-8163 | | R | | | | 45 | | | 199 | | | | | 79 | | | |
| 2.0 TDCi (96 kW) Eng.BKFA (05.19-), BKFB (05.19-), YMF6, YMFA (05.19- 12/15-1/70 | | | | | | | | | | | | | | | | | |
| 19-8162 | | R | | | | | | | 199 | | | | | | | | |
| 19-8163 | | R | | | | 45 | | | 199 | | | | | 79 | | | |
| 2.0 TDCi (125 kW) Eng.BLFA (05.19-), BLFB (05.19-), YNF6, YNFA (05.19- 12/15-1/70 | | | | | | | | | | | | | | | | | |
| 19-8162 | | R | | | | | | | 199 | | | | | | | | |
| 19-8163 | | R | | | | 45 | | | 199 | | | | | 79 | | | |
| 2.2 TDCi (74 kW) Eng.DRF4, DRFF, DRFG 4/12-12/15 | | | | | | | | | | | | | | | | | |
| 19-8162 | | R | | | | | | | 199 | | | | | | | | |
| 19-8163 | | R | | | | 45 | | | 199 | | | | | 79 | | | |
| 2.2 TDCi (92 kW) Eng.CYF4, CYFF 4/12-12/15 | | | | | | | | | | | | | | | | | |
| 19-8162 | | R | | | | | | | 199 | | | | | | | | |
| 19-8163 | | R | | | | 45 | | | 199 | | | | | 79 | | | |
| 2.2 TDCi (114 kW) Eng.CVFF 4/12-12/15 | | | | | | | | | | | | | | | | | |
| 19-8162 | | R | | | | | | | 199 | | | | | | | | |
| 19-8163 | | R | | | | 45 | | | 199 | | | | | 79 | | | |
| Transit Custom Van (FY, FZ) 4/12-1/70 | | | | | | | | | | | | | | | | | |
| 2.0 TDCi (77 kW) Eng.BJFA (05.19-), BJFB (05.19-), YLF6, YLFA (05.19- 12/15-1/70 | | | | | | | | | | | | | | | | | |
| 19-8162 | | R | | | | | | | 199 | | | | | | | | |
| 19-8163 | | R | | | | 45 | | | 199 | | | | | 79 | | | |
| 2.0 TDCi (96 kW) Eng.BKFA (05.19-), BKFB (05.19-), YMF6, YMFA (05.19- 12/15-1/70 | | | | | | | | | | | | | | | | | |
| 19-8162 | | R | | | | | | | 199 | | | | | | | | |

FORD HCV

| METELLI ref | Spare Parts | | F/R | L/R | | ABS | A | B | C | D | E | F | G | H | I | L | M | Fig | NOTE |
|--|-------------|--|-----|-----|--|-----|---|---|----|---|-----|---|---|---|---|----|---|-----|------|
| 19-8163 | | | R | | | | | | 45 | | 199 | | | | | 79 | | | |
| 2.0 TDCi (125 kW) Eng.BLFA (05.19-), BLFB (05.19-), YNF6, YNFA (05.19- 12/15-1/70 | | | | | | | | | | | | | | | | | | | |
| 19-8162 | | | R | | | | | | | | 199 | | | | | | | | |
| 19-8163 | | | R | | | | | | 45 | | 199 | | | | | 79 | | | |
| 2.2 TDCi (74 kW) Eng.DRF4, DRFF, DRFG 9/12-1/70 | | | | | | | | | | | | | | | | | | | |
| 19-8162 | | | R | | | | | | | | 199 | | | | | | | | |
| 19-8163 | | | R | | | | | | 45 | | 199 | | | | | 79 | | | |
| 2.2 TDCi (92 kW) Eng.CYF4, CYFF 9/12-4/16 | | | | | | | | | | | | | | | | | | | |
| 19-8162 | | | R | | | | | | | | 199 | | | | | | | | |
| 19-8163 | | | R | | | | | | 45 | | 199 | | | | | 79 | | | |
| 2.2 TDCi (114 kW) Eng.CVFF 9/12-1/70 | | | | | | | | | | | | | | | | | | | |
| 19-8162 | | | R | | | | | | | | 199 | | | | | | | | |
| 19-8163 | | | R | | | | | | 45 | | 199 | | | | | 79 | | | |

FORD LCV

B-Max Van 10/12-1/70

1.0 EcoBoost (74 kW) Eng.SFJA, SFJB, SFJC, SFJD 10/12-1/70

| | | | | | | | | | | | | | | | | | | | |
|---------|--|--|---|--|--|--|--|--|----|----|--|--|--|--|--|----|--|--|--|
| 19-8131 | | | F | | | | | | 39 | 72 | | | | | | 37 | | | |
|---------|--|--|---|--|--|--|--|--|----|----|--|--|--|--|--|----|--|--|--|

1.0 EcoBoost (92 kW) Eng.M1JE, M1JH 10/12-1/70

| | | | | | | | | | | | | | | | | | | | |
|---------|--|--|---|--|--|--|--|--|----|----|--|--|--|--|--|----|--|--|--|
| 19-8131 | | | F | | | | | | 39 | 72 | | | | | | 37 | | | |
|---------|--|--|---|--|--|--|--|--|----|----|--|--|--|--|--|----|--|--|--|

1.4 (66 kW) Eng.SPJD, SPJE 10/12-1/70

| | | | | | | | | | | | | | | | | | | | |
|---------|--|--|---|--|--|--|--|--|----|----|--|--|--|--|--|----|--|--|--|
| 19-8131 | | | F | | | | | | 39 | 72 | | | | | | 37 | | | |
|---------|--|--|---|--|--|--|--|--|----|----|--|--|--|--|--|----|--|--|--|

1.5 TDCi (55 kW) Eng.UGJC, UGJG, XUJA, XUJB 10/12-1/70

| | | | | | | | | | | | | | | | | | | | |
|---------|--|--|---|--|--|--|--|--|----|----|--|--|--|--|--|----|--|--|--|
| 19-8131 | | | F | | | | | | 39 | 72 | | | | | | 37 | | | |
|---------|--|--|---|--|--|--|--|--|----|----|--|--|--|--|--|----|--|--|--|

1.5 TDCi (70 kW) Eng.XVJA, XVJC 4/15-1/70

| | | | | | | | | | | | | | | | | | | | |
|---------|--|--|---|--|--|--|--|--|----|----|--|--|--|--|--|----|--|--|--|
| 19-8131 | | | F | | | | | | 39 | 72 | | | | | | 37 | | | |
|---------|--|--|---|--|--|--|--|--|----|----|--|--|--|--|--|----|--|--|--|

1.6 TDCi (70 kW) Eng.T3JB 10/12-1/70

| | | | | | | | | | | | | | | | | | | | |
|---------|--|--|---|--|--|--|--|--|----|----|--|--|--|--|--|----|--|--|--|
| 19-8131 | | | F | | | | | | 39 | 72 | | | | | | 37 | | | |
|---------|--|--|---|--|--|--|--|--|----|----|--|--|--|--|--|----|--|--|--|

FORD LCV

| METELLI ref | Spare Parts | | F/R | L/R | | ABS | A | B | C | D | E | F | G | H | I | L | M | Fig | NOTE |
|---|-------------|--|-----|-----|--|-----|---|---|----|----|-----|---|---|---|---|---|---|-----|------|
| 1.6 Ti (77 kW) Eng.IQJA, IQJC 10/12-1/70 | | | | | | | | | | | | | | | | | | | |
| 19-8131 | | | F | | | | | | 39 | 72 | | | | | | | | 37 | |
| C-Max II Van 12/10-1/70 | | | | | | | | | | | | | | | | | | | |
| 1.0 EcoBoost (74 kW) Eng.M2DA, M2DC 10/12-6/19 | | | | | | | | | | | | | | | | | | | |
| 19-2363 | | | F | | | | | | 45 | 82 | | | | | | | | 42 | |
| 19-2367 | | | R | | | | | | | | 136 | | | | | | | 136 | |
| 1.0 EcoBoost (92 kW) Eng.B7DA, M1DA, M1DD 10/12-6/19 | | | | | | | | | | | | | | | | | | | |
| 19-2363 | | | F | | | | | | 45 | 82 | | | | | | | | 42 | |
| 19-2367 | | | R | | | | | | | | 136 | | | | | | | 136 | |
| 1.5 EcoBoost (110 kW) Eng.M8DB, M8DF 3/15-6/19 | | | | | | | | | | | | | | | | | | | |
| 19-2363 | | | F | | | | | | 45 | 82 | | | | | | | | 42 | |
| 19-2367 | | | R | | | | | | | | 136 | | | | | | | 136 | |
| 1.5 EcoBoost (134 kW) Eng.M9DB 3/15-6/19 | | | | | | | | | | | | | | | | | | | |
| 19-2363 | | | F | | | | | | 45 | 82 | | | | | | | | 42 | |
| 19-2367 | | | R | | | | | | | | 136 | | | | | | | 136 | |
| 1.5 TDCi (88 kW) Eng.XWDA, XWDB, XWDC, XWDD, XWDE 3/15-6/19 | | | | | | | | | | | | | | | | | | | |
| 19-2363 | | | F | | | | | | 45 | 82 | | | | | | | | 42 | |
| 19-2367 | | | R | | | | | | | | 136 | | | | | | | 136 | |
| 1.5 TDCi ECONetic (77 kW) Eng.AEDA 3/15-6/19 | | | | | | | | | | | | | | | | | | | |
| 19-2363 | | | F | | | | | | 45 | 82 | | | | | | | | 42 | |
| 19-2367 | | | R | | | | | | | | 136 | | | | | | | 136 | |
| 1.6 EcoBoost (110 kW) Eng.JQDA, JQDB 12/10-6/19 | | | | | | | | | | | | | | | | | | | |
| 19-2363 | | | F | | | | | | 45 | 82 | | | | | | | | 42 | |
| 19-2367 | | | R | | | | | | | | 136 | | | | | | | 136 | |
| 1.6 TDCi (70 kW) Eng.T3DA, T3DB 12/10-6/19 | | | | | | | | | | | | | | | | | | | |
| 19-2363 | | | F | | | | | | 45 | 82 | | | | | | | | 42 | |
| 19-2367 | | | R | | | | | | | | 136 | | | | | | | 136 | |

FORD LCV

| METELLI ref | Spare Parts | | F/R | L/R | | | ABS | A | B | C | D | E | F | G | H | I | L | M | Fig | NOTE |
|--|-------------|--|-----|-----|--|--|-----|---|---|-------|-------|-----|---|---|---|---|---|----|-------|------|
| 1.6 TDCi (85 kW) Eng.T1DA, T1DB 12/10-6/19 | | | | | | | | | | | | | | | | | | | | |
| 19-2363 | | | F | | | | | | | 45 | 82 | | | | | | | | 42 | |
| 19-2367 | | | R | | | | | | | | | 136 | | | | | | | 136 | |
| 2.0 TDCi (85 kW) Eng.TYDA 2/11-6/19 | | | | | | | | | | | | | | | | | | | | |
| 19-2363 | | | F | | | | | | | 45 | 82 | | | | | | | | 42 | |
| 19-2367 | | | R | | | | | | | | | 136 | | | | | | | 136 | |
| 2.0 TDCi (103 kW) Eng.UFDB 2/11-6/19 | | | | | | | | | | | | | | | | | | | | |
| 19-2363 | | | F | | | | | | | 45 | 82 | | | | | | | | 42 | |
| 19-2367 | | | R | | | | | | | | | 136 | | | | | | | 136 | |
| 2.0 TDCi (110 kW) Eng.T7DB, T7DC 3/15-6/19 | | | | | | | | | | | | | | | | | | | | |
| 19-2363 | | | F | | | | | | | 45 | 82 | | | | | | | | 42 | |
| 19-2367 | | | R | | | | | | | | | 136 | | | | | | | 136 | |
| 2.0 TDCi (120 kW) Eng.TXDB 12/10-6/19 | | | | | | | | | | | | | | | | | | | | |
| 19-2363 | | | F | | | | | | | 45 | 82 | | | | | | | | 42 | |
| 19-2367 | | | R | | | | | | | | | 136 | | | | | | | 136 | |
| 2.0 TDCi (125 kW) Eng.T8DE 3/15-6/19 | | | | | | | | | | | | | | | | | | | | |
| 19-2363 | | | F | | | | | | | 45 | 82 | | | | | | | | 42 | |
| 19-2367 | | | R | | | | | | | | | 136 | | | | | | | 136 | |
| Courier Pick-up 1/88-12/11 | | | | | | | | | | | | | | | | | | | | |
| 1.6 (74 kW) Eng.FYDC 8/01-12/11 | | | | | | | | | | | | | | | | | | | | |
| 19-2996 | | | R | | | | | | | 40 | 80 | | | | | | | 16 | 19,8 | |
| 1.8 D (44 kW) Eng.RTK 6/99-2/02 | | | | | | | | | | | | | | | | | | | | |
| 19-2996 | | | R | | | | | | | 40 | 80 | | | | | | | 16 | 19,8 | |
| Escort I 81 Express (AVA) 3/81-2/86 | | | | | | | | | | | | | | | | | | | | |
| 1.1 (37 kW) Eng.GLB, GMA 3/81-2/86 | | | | | | | | | | | | | | | | | | | | |
| 19-2141 | | | F | | | | | | | 35 | 60 | | | | | | | | 18,46 | |
| 19-2148 | | | R | | | | | | | 17,46 | 59,13 | | | | | | | | 16,76 | |

FORD LCV

| METELLI ref | Spare Parts | F/R | L/R | ABS | A | B | C | D | E | F | G | H | I | L | M | Fig | NOTE |
|--|-------------|-----|-----|-----|---|---|-------|-------|---|---|---|---|---|-------|---|-----|------|
| 1.3 (51 kW) Eng.JPA 3/81-2/86 | | | | | | | | | | | | | | | | | |
| 19-2141 | | F | | | | | 35 | 60 | | | | | | 18,46 | | | |
| 19-2148 | | R | | | | | 17,46 | 59,13 | | | | | | 16,76 | | | |
| 1.6 (61 kW) Eng.HL16L 3/81-2/86 | | | | | | | | | | | | | | | | | |
| 19-2141 | | F | | | | | 35 | 60 | | | | | | 18,46 | | | |
| 19-2148 | | R | | | | | 17,46 | 59,13 | | | | | | 16,76 | | | |
| 1.6 D (40 kW) Eng.LTA 2/84-2/86 | | | | | | | | | | | | | | | | | |
| 19-2141 | | F | | | | | 35 | 60 | | | | | | 18,46 | | | |
| 19-2148 | | R | | | | | 17,46 | 59,13 | | | | | | 16,76 | | | |
| Escort II 86 Express (AVF) 2/86-7/90 | | | | | | | | | | | | | | | | | |
| 1.1 (37 kW) Eng.GSG 5/86-7/90 | | | | | | | | | | | | | | | | | |
| 19-2141 | | F | | | | | 35 | 60 | | | | | | 18,46 | | | |
| 19-2148 | | R | | | | | 17,46 | 59,13 | | | | | | 16,76 | | | |
| 1.3 (44 kW) Eng.JBB, JLA (-03.89), JLB 2/86-7/90 | | | | | | | | | | | | | | | | | |
| 19-2141 | | F | | | | | 35 | 60 | | | | | | 18,46 | | | |
| 19-2148 | | R | | | | | 17,46 | 59,13 | | | | | | 16,76 | | | |
| 1.3 (46 kW) Eng.JBA 7/88-7/90 | | | | | | | | | | | | | | | | | |
| 19-2141 | | F | | | | | 35 | 60 | | | | | | 18,46 | | | |
| 19-2148 | | R | | | | | 17,46 | 59,13 | | | | | | 16,76 | | | |
| 1.4 i (54 kW) Eng.F6B, F6D, FUC 2/86-7/90 | | | | | | | | | | | | | | | | | |
| 19-2141 | | F | | | | | 35 | 60 | | | | | | 18,46 | | | |
| 19-2148 | | R | | | | | 17,46 | 59,13 | | | | | | 16,76 | | | |
| 1.6 (60 kW) Eng.LUC 2/86-7/90 | | | | | | | | | | | | | | | | | |
| 19-2141 | | F | | | | | 35 | 60 | | | | | | 18,46 | | | |
| 19-2148 | | R | | | | | 17,46 | 59,13 | | | | | | 16,76 | | | |
| 1.6 D (40 kW) Eng.LTA, LTC 2/86-7/90 | | | | | | | | | | | | | | | | | |
| 19-2141 | | F | | | | | 35 | 60 | | | | | | 18,46 | | | |
| 19-2148 | | R | | | | | 17,46 | 59,13 | | | | | | 16,76 | | | |

FORD LCV

| METELLI ref | Spare Parts | | F/R | L/R | | | ABS | A | B | C | D | E | F | G | H | I | L | M | Fig | NOTE |
|---|-------------|--------|-----|-----|--|--|-----|---|---|-------|-------|---|---|---|---|---|---|---|-------|---------------|
| 1.8 D (44 kW) Eng.RTA, RTB 7/88-7/90 | | | | | | | | | | | | | | | | | | | | |
| 19-2141 | | | F | | | | | | | 35 | 60 | | | | | | | | 18,46 | |
| 19-2148 | | | R | | | | | | | 17,46 | 59,13 | | | | | | | | 16,76 | |
| Escort III 91 Express (AVF) 7/90-12/94 | | | | | | | | | | | | | | | | | | | | |
| 1.3 (46 kW) Eng.JBD 7/90-12/94 | | | | | | | | | | | | | | | | | | | | |
| 19-2154 | | 10/91- | F | | | | | | | 39 | 72 | | | | | | | | 37 | |
| 19-2553 | | | R | | | | | | | 35 | 60 | | | | | | | | 18,46 | |
| 1.4 (52 kW) Eng.F6F, F6G 7/90-12/94 | | | | | | | | | | | | | | | | | | | | |
| 19-2154 | | | F | | | | | | | 39 | 72 | | | | | | | | 37 | +ABS, M/T+A/T |
| 19-2553 | | | R | | | | | | | 35 | 60 | | | | | | | | 18,46 | |
| 1.8 D (44 kW) Eng.RTA, RTE, RTF, RTH 7/90-12/94 | | | | | | | | | | | | | | | | | | | | |
| 19-2154 | | | F | | | | | | | 39 | 72 | | | | | | | | 37 | |
| 19-2553 | | | R | | | | | | | 35 | 60 | | | | | | | | 18,46 | |
| Escort IV 95 Van (AVL) 1/95-6/01 | | | | | | | | | | | | | | | | | | | | |
| 1.3 (44 kW) Eng.J6A 1/95-8/97 | | | | | | | | | | | | | | | | | | | | |
| 19-2154 | | | F | | | | | | | 39 | 72 | | | | | | | | 37 | |
| 19-2553 | | | R | | | | | | | 35 | 60 | | | | | | | | 18,46 | |
| 1.4 (54 kW) Eng.F4B 1/95-8/00 | | | | | | | | | | | | | | | | | | | | |
| 19-2154 | | | F | | | | | | | 39 | 72 | | | | | | | | 37 | |
| 19-2553 | | | R | | | | | | | 35 | 60 | | | | | | | | 18,46 | |
| 1.8 D (44 kW) Eng.RTE, RTF, RTH 1/95-8/00 | | | | | | | | | | | | | | | | | | | | |
| 19-2154 | | | F | | | | | | | 39 | 72 | | | | | | | | 37 | |
| 19-2553 | | | R | | | | | | | 35 | 60 | | | | | | | | 18,46 | |
| 1.8 TD (66 kW) Eng.RFD, RFK, RFS 1/95-8/00 | | | | | | | | | | | | | | | | | | | | |
| 19-2154 | | | F | | | | | | | 39 | 72 | | | | | | | | 37 | |
| 19-2553 | | | R | | | | | | | 35 | 60 | | | | | | | | 18,46 | |

FORD LCV

| METELLI ref | Spare Parts | | F/R | L/R | | | ABS | A | B | C | D | E | F | G | H | I | L | M | Fig | NOTE |
|--|-------------|-------------|-----|-----|--|--|-----|----|----|-------|-------|-----|---|---|---|---|---|-------|-----|---------|
| 1.8 Turbo D (51 kW) Eng.RVA 12/95-6/01 | | | | | | | | | | | | | | | | | | | | |
| 19-2154 | | | F | | | | | | | 39 | 72 | | | | | | | 37 | | |
| 19-2553 | | | R | | | | | | | 35 | 60 | | | | | | | 18,46 | | |
| Fiesta I Van (WFVT) 5/76-11/86 | | | | | | | | | | | | | | | | | | | | |
| 1.0 (WFVT) (29 kW) Eng.TKA 10/77-11/86 | | | | | | | | | | | | | | | | | | | | |
| 19-2137 | | | R | | | | | | | 17,46 | 50,29 | | | | | | | 14,73 | | |
| 1.1 (WFVT) (39 kW) Eng.GL1, GLA 10/77-11/86 | | | | | | | | | | | | | | | | | | | | |
| 19-2137 | | | R | | | | | | | 17,46 | 50,29 | | | | | | | 14,73 | | |
| Fiesta II Van (FVD) 3/83-12/95 | | | | | | | | | | | | | | | | | | | | |
| 1.0 (33 kW) Eng.TKB 8/83-11/89 | | | | | | | | | | | | | | | | | | | | |
| 19-2137 | | 03/89- | R | | | | | | | 17,46 | 50,29 | | | | | | | 14,73 | | |
| 1.4 (52 kW) Eng.F6A 9/86-9/89 | | | | | | | | | | | | | | | | | | | | |
| 19-2137 | | -12/88 | R | | | | | | | 17,46 | 50,29 | | | | | | | 14,73 | | |
| 19-2141 | | | F | | | | | | | 35 | 60 | | | | | | | 18,46 | | |
| 1.6 D (40 kW) Eng.LTB 9/83-9/89 | | | | | | | | | | | | | | | | | | | | |
| 19-2137 | | -12/88 | R | | | | | | | 17,46 | 50,29 | | | | | | | 14,73 | | |
| 19-2141 | | | F | | | | | | | 35 | 60 | | | | | | | 18,46 | | |
| 1.8 D (FVJ) (43 kW) Eng.RTC, RTD, RTG 3/89-12/95 | | | | | | | | | | | | | | | | | | | | |
| 19-2154 | | 01/94- | F | | | | | | | 39 | 72 | | | | | | | 37 | | |
| 19-2549 | | | R | | | | | | | 29 | 50,29 | | | | | | | 17,52 | | w/o Nut |
| Fiesta III Van (F3L, F5L) / Courier 4/89-2/96 | | | | | | | | | | | | | | | | | | | | |
| 1.3 (44 kW) Eng.J6B 9/91-2/96 | | | | | | | | | | | | | | | | | | | | |
| 19-2154 | | 02/94-12/95 | F | | | | | | | 39 | 72 | | | | | | | 37 | | |
| 19-2680 | | 12/94-12/95 | R | | | | | 26 | 35 | | | 136 | | | | | | 70 | | |
| 19-2700 | | -12/94 | R | | | | | | | 35 | 60 | | | | | | | 18,46 | | |

FORD LCV

| METELLI ref | Spare Parts | | F/R | L/R | | ABS | A | B | C | D | E | F | G | H | I | L | M | Fig | NOTE |
|--|-------------|-------------|-----|-----|--|-----|---|----|----|-------|-----|---|---|---|---|---|---|-------|------|
| 1.8 D (44 kW) Eng.RTC, RTD, RTG 9/91-2/96 | | | | | | | | | | | | | | | | | | | |
| 19-2154 | | 02/94-12/95 | F | | | | | | 39 | 72 | | | | | | | | 37 | |
| 19-2680 | | 12/94-12/95 | R | | | | | 26 | 35 | | 136 | | | | | | | 70 | |
| 19-2700 | | -12/94 | R | | | | | | 35 | 60 | | | | | | | | 18,46 | |
| Fiesta IV Van (J5_, J3_) / Courier 2/96-8/03 | | | | | | | | | | | | | | | | | | | |
| 1.3 (44 kW) Eng.J4C, J4J, J4L, J4Q, J4R, J4T 2/96-8/03 | | | | | | | | | | | | | | | | | | | |
| 19-2154 | | | F | | | | | | 39 | 72 | | | | | | | | 37 | |
| 19-2680 | | | R | | | | | 26 | 35 | | 136 | | | | | | | 70 | -ABS |
| 19-2681 | | | R | | | 96 | | | 35 | | 136 | | | | | | | 72,5 | +ABS |
| 1.4 i (66 kW) Eng.FHA 4/96-10/99 | | | | | | | | | | | | | | | | | | | |
| 19-2154 | | | F | | | | | | 39 | 72 | | | | | | | | 37 | |
| 19-2680 | | | R | | | | | 26 | 35 | | 136 | | | | | | | 70 | -ABS |
| 19-2681 | | | R | | | 96 | | | 35 | | 136 | | | | | | | 72,5 | +ABS |
| 1.8 D (44 kW) Eng.RTJ, RTK 2/96-4/02 | | | | | | | | | | | | | | | | | | | |
| 19-2154 | | | F | | | | | | 39 | 72 | | | | | | | | 37 | |
| 19-2680 | | | R | | | | | 26 | 35 | | 136 | | | | | | | 70 | -ABS |
| 19-2681 | | | R | | | 96 | | | 35 | | 136 | | | | | | | 72,5 | +ABS |
| 1.8 DI (55 kW) Eng.RTN, RTP 9/00-8/03 | | | | | | | | | | | | | | | | | | | |
| 19-2154 | | | F | | | | | | 39 | 72 | | | | | | | | 37 | |
| 19-2680 | | | R | | | | | 26 | 35 | | 136 | | | | | | | 70 | -ABS |
| 19-2681 | | | R | | | 96 | | | 35 | | 136 | | | | | | | 72,5 | +ABS |
| Fiesta IV Van (JV_) / Courier 3/98-8/03 | | | | | | | | | | | | | | | | | | | |
| D 1.8 (44 kW) Eng.RTJ, RTK 5/98-4/02 | | | | | | | | | | | | | | | | | | | |
| 19-2154 | | | F | | | | | | 39 | 72 | | | | | | | | 37 | |
| 19-2719 | | | R | | | | | | 29 | 50,29 | | | | | | | | 17,52 | |

FORD LCV

| METELLI ref | Spare Parts | | F/R | L/R | | | ABS | A | B | C | D | E | F | G | H | I | L | M | Fig | NOTE |
|---|-------------|--------|-----|-----|--|--|-----|---|---|----|-------|---|-----|---|---|---|---|---|-------|-----------------|
| TD 1.8 (55 kW) Eng.RTN, RTP, RTQ 3/00-8/03 | | | | | | | | | | | | | | | | | | | | |
| 19-2719 | | | R | | | | | | | 29 | 50,29 | | | | | | | | 17,52 | |
| Fiesta V Van 5/02-12/10 | | | | | | | | | | | | | | | | | | | | |
| 1.3 (51 kW) Eng.A9JA, A9JB 10/03-7/05 | | | | | | | | | | | | | | | | | | | | |
| 19-2274 | | | F | | | | | | | 39 | 72 | | | | | | | | 37 | +ABS |
| 19-2338 | | | F | | | | | | | 39 | 72 | | | | | | | | 37 | -ABS |
| 19-2698 | | | R | | | | | | | 29 | 53 | | | | | | | | 37 | -ABS |
| 19-8139 | | | R | | | | | | | 29 | 53 | | | | | | | | 37 | +ASB |
| 1.4 TDCi (50 kW) Eng.F6JA, F6JB 10/03-12/10 | | | | | | | | | | | | | | | | | | | | |
| 19-2274 | | | F | | | | | | | 39 | 72 | | | | | | | | 37 | +ABS |
| 19-2338 | | | F | | | | | | | 39 | 72 | | | | | | | | 37 | -ABS |
| 19-2698 | | | R | | | | | | | 29 | 53 | | | | | | | | 37 | -ABS |
| 19-8139 | | | R | | | | | | | 29 | 53 | | | | | | | | 37 | +ASB |
| Fiesta VI Van 8/08-1/70 | | | | | | | | | | | | | | | | | | | | |
| 1.0 (48 kW) Eng.XMJA, XMJB, XMJC, XMJD 1/13-1/70 | | | | | | | | | | | | | | | | | | | | |
| 19-2366 | | | R | | | | | | | | | | 131 | | | | | | | Rear Drum Brake |
| 19-8131 | | | F | | | | | | | 39 | 72 | | | | | | | | 37 | |
| 1.0 (59 kW) Eng.P4JA, P4JB, P4JC, P4JD 10/12-1/70 | | | | | | | | | | | | | | | | | | | | |
| 19-2366 | | | R | | | | | | | | | | 131 | | | | | | | Rear Drum Brake |
| 19-8131 | | 01/13- | F | | | | | | | 39 | 72 | | | | | | | | 37 | |
| 1.0 EcoBoost (74 kW) Eng.SFJA, SFJB, SFJC, SFJD 1/13-1/70 | | | | | | | | | | | | | | | | | | | | |
| 19-2366 | | | R | | | | | | | | | | 131 | | | | | | | Rear Drum Brake |
| 19-8131 | | | F | | | | | | | 39 | 72 | | | | | | | | 37 | |
| 1.0 EcoBoost (92 kW) Eng.M1JE, M1JH 9/12-1/70 | | | | | | | | | | | | | | | | | | | | |
| 19-2366 | | | R | | | | | | | | | | 131 | | | | | | | Rear Drum Brake |
| 19-8131 | | 01/13- | F | | | | | | | 39 | 72 | | | | | | | | 37 | |

FORD LCV

| METELLI ref | Spare Parts | F/R | L/R | ABS | A | B | C | D | E | F | G | H | I | L | M | Fig | NOTE |
|---|-------------|-----|-----|-----|---|----|---|----|-------|---|---|---|---|---|---|-------|------|
| Fiesta VII Van 2/17-1/70 | | | | | | | | | | | | | | | | | |
| 1.0 EcoBoost (74 kW) Eng.SFJE, SFJF, SFJH, SFJJ, SFJK, SFJN, SFJP 4/19-1/70 | | | | | | | | | | | | | | | | | |
| 19-8131 | | F | | | | | | 39 | 72 | | | | | | | 37 | |
| 1.0 EcoBoost (92 kW) Eng.M1JL, M1JM, M1JP 9/18-1/70 | | | | | | | | | | | | | | | | | |
| 19-8131 | | F | | | | | | 39 | 72 | | | | | | | 37 | |
| 1.0 EcoBoost (103 kW) Eng.YYJE 4/19-1/70 | | | | | | | | | | | | | | | | | |
| 19-8131 | | F | | | | | | 39 | 72 | | | | | | | 37 | |
| 1.1 Ti-VCT (52 kW) Eng.XPJA 4/19-1/70 | | | | | | | | | | | | | | | | | |
| 19-8131 | | F | | | | | | 39 | 72 | | | | | | | 37 | |
| 1.5 TDCi (88 kW) Eng.XWJA, XWJB, XWJC 9/18-1/70 | | | | | | | | | | | | | | | | | |
| 19-8131 | | F | | | | | | 39 | 72 | | | | | | | 37 | |
| Focus II Van 7/04-7/11 | | | | | | | | | | | | | | | | | |
| 1.4 (59 kW) Eng.ASDA, ASDB 9/05-7/11 | | | | | | | | | | | | | | | | | |
| 19-2339 | | F | | | | 36 | | 78 | 131,5 | | | | | | | 91,5 | |
| 19-2922 | | R | | | | | | | 136 | | | | | | | 120,4 | |
| 1.6 (74 kW) Eng.HWDA 9/05-7/11 | | | | | | | | | | | | | | | | | |
| 19-2339 | | F | | | | 36 | | 78 | 131,5 | | | | | | | 91,5 | |
| 19-2922 | | R | | | | | | | 136 | | | | | | | 120,4 | |
| 1.6 TDCi (66 kW) Eng.HHDA 9/05-7/11 | | | | | | | | | | | | | | | | | |
| 19-2339 | | F | | | | 36 | | 78 | 131,5 | | | | | | | 91,5 | |
| 19-2922 | | R | | | | | | | 136 | | | | | | | 120,4 | |
| 1.6 TDCi (74 kW) Eng.G8DC, MTDA 11/04-7/11 | | | | | | | | | | | | | | | | | |
| 19-2339 | | F | | | | 36 | | 78 | 131,5 | | | | | | | 91,5 | |
| 19-2922 | | R | | | | | | | 136 | | | | | | | 120,4 | |
| 1.6 TDCi (80 kW) Eng.G8DA 7/04-7/11 | | | | | | | | | | | | | | | | | |
| 19-2339 | | F | | | | 36 | | 78 | 131,5 | | | | | | | 91,5 | |
| 19-2922 | | R | | | | | | | 136 | | | | | | | 120,4 | |

FORD LCV

| METELLI ref | Spare Parts | | F/R | L/R | | | ABS | A | B | C | D | E | F | G | H | I | L | M | Fig | NOTE |
|---|-------------|--|-----|-----|--|--|-----|---|---|----|----|-----|---|---|---|---|---|---|-----|------|
| 1.5 TDCi (88 kW) Eng.XWDA, XWDB, XWDC, XWDD, XWDE 9/14-1/70 | | | | | | | | | | | | | | | | | | | | |
| 19-2363 | | | F | | | | | | | 45 | 82 | | | | | | | | 42 | |
| 19-8140 | | | R | | | | | | | | | 136 | | | | | | | 136 | |
| 1.5 TDCi ECOnetic (77 kW) Eng.AEDA, XXDB 9/14-1/70 | | | | | | | | | | | | | | | | | | | | |
| 19-2363 | | | F | | | | | | | 45 | 82 | | | | | | | | 42 | |
| 19-8140 | | | R | | | | | | | | | 136 | | | | | | | 136 | |
| 1.6 EcoBoost (110 kW) Eng.JQDA, JQDB, YUDA 11/11-6/14 | | | | | | | | | | | | | | | | | | | | |
| 19-2363 | | | F | | | | | | | 45 | 82 | | | | | | | | 42 | |
| 19-8140 | | | R | | | | | | | | | 136 | | | | | | | 136 | |
| 1.6 EcoBoost (134 kW) Eng.JTDA, JTDB 11/11-6/14 | | | | | | | | | | | | | | | | | | | | |
| 19-2363 | | | F | | | | | | | 45 | 82 | | | | | | | | 42 | |
| 19-8140 | | | R | | | | | | | | | 136 | | | | | | | 136 | |
| 1.6 TDCi (85 kW) Eng.T1DA, T1DB 2/12-1/70 | | | | | | | | | | | | | | | | | | | | |
| 19-2363 | | | F | | | | | | | 45 | 82 | | | | | | | | 42 | |
| 19-8140 | | | R | | | | | | | | | 136 | | | | | | | 136 | |
| 1.6 Ti (77 kW) Eng.IQDA, IQDB 1/11-1/70 | | | | | | | | | | | | | | | | | | | | |
| 19-2363 | | | F | | | | | | | 45 | 82 | | | | | | | | 42 | |
| 19-8140 | | | R | | | | | | | | | 136 | | | | | | | 136 | |
| 2.0 TDCi (85 kW) Eng.TYDA 1/11-6/14 | | | | | | | | | | | | | | | | | | | | |
| 19-2363 | | | F | | | | | | | 45 | 82 | | | | | | | | 42 | |
| 19-8140 | | | R | | | | | | | | | 136 | | | | | | | 136 | |
| 2.0 TDCi (103 kW) Eng.UFDB 1/11-6/14 | | | | | | | | | | | | | | | | | | | | |
| 19-2363 | | | F | | | | | | | 45 | 82 | | | | | | | | 42 | |
| 19-8140 | | | R | | | | | | | | | 136 | | | | | | | 136 | |
| 2.0 TDCi (110 kW) Eng.T7DA, T7DB 11/14-1/70 | | | | | | | | | | | | | | | | | | | | |
| 19-2363 | | | F | | | | | | | 45 | 82 | | | | | | | | 42 | |
| 19-8140 | | | R | | | | | | | | | 136 | | | | | | | 136 | |

FORD LCV

| METELLI ref | Spare Parts | F/R | L/R | ABS | A | B | C | D | E | F | G | H | I | L | M | Fig | NOTE |
|---|-------------|-----|-----|-----|---|---|----|----|-----|---|---|---|---|-----|---|-----|------|
| Grand C-Max Van 12/10-1/70 | | | | | | | | | | | | | | | | | |
| 1.0 EcoBoost (74 kW) Eng.M2DA, M2DC 10/12-6/18 | | | | | | | | | | | | | | | | | |
| 19-2363 | | F | | | | | 45 | 82 | | | | | | 42 | | | |
| 19-2367 | | R | | | | | | | 136 | | | | | 136 | | | |
| 1.0 EcoBoost (92 kW) Eng.B7DA, M1DA, M1DD 10/12-6/19 | | | | | | | | | | | | | | | | | |
| 19-2363 | | F | | | | | 45 | 82 | | | | | | 42 | | | |
| 19-2367 | | R | | | | | | | 136 | | | | | 136 | | | |
| 1.5 EcoBoost (110 kW) Eng.M8DB 3/15-6/19 | | | | | | | | | | | | | | | | | |
| 19-2363 | | F | | | | | 45 | 82 | | | | | | 42 | | | |
| 19-2367 | | R | | | | | | | 136 | | | | | 136 | | | |
| 1.5 TDCi (88 kW) Eng.XWDA, XWDB, XWDC, XWDD, XWDE 3/15-6/19 | | | | | | | | | | | | | | | | | |
| 19-2363 | | F | | | | | 45 | 82 | | | | | | 42 | | | |
| 19-2367 | | R | | | | | | | 136 | | | | | 136 | | | |
| 1.6 EcoBoost (110 kW) Eng.JQDA, JQDB 12/10-6/19 | | | | | | | | | | | | | | | | | |
| 19-2363 | | F | | | | | 45 | 82 | | | | | | 42 | | | |
| 19-2367 | | R | | | | | | | 136 | | | | | 136 | | | |
| 1.6 TDCi (70 kW) Eng.T3DA, T3DB 12/10-6/19 | | | | | | | | | | | | | | | | | |
| 19-2363 | | F | | | | | 45 | 82 | | | | | | 42 | | | |
| 19-2367 | | R | | | | | | | 136 | | | | | 136 | | | |
| 1.6 TDCi (85 kW) Eng.T1DA, T1DB 12/10-6/19 | | | | | | | | | | | | | | | | | |
| 19-2363 | | F | | | | | 45 | 82 | | | | | | 42 | | | |
| 19-2367 | | R | | | | | | | 136 | | | | | 136 | | | |
| 2.0 TDCi (85 kW) Eng.TYDA 2/11-6/19 | | | | | | | | | | | | | | | | | |
| 19-2363 | | F | | | | | 45 | 82 | | | | | | 42 | | | |
| 19-2367 | | R | | | | | | | 136 | | | | | 136 | | | |
| 2.0 TDCi (103 kW) Eng.UFDB 12/10-6/19 | | | | | | | | | | | | | | | | | |
| 19-2363 | | F | | | | | 45 | 82 | | | | | | 42 | | | |
| 19-2367 | | R | | | | | | | 136 | | | | | 136 | | | |

FORD LCV

| METELLI ref | Spare Parts | | F/R | L/R | | | ABS | A | B | C | D | E | F | G | H | I | L | M | Fig | NOTE |
|---|-------------|--------|-----|-----|--|--|-----|---|---|-------|-------|---|---|---|---|---|---|-------|------|------|
| P 100 I 4/82-9/87 | | | | | | | | | | | | | | | | | | | | |
| 1.6 (54 kW) Eng.LCR 4/82-9/87 | | | | | | | | | | | | | | | | | | | | |
| 19-2136 | | | F | | | | | | | 17,46 | 50,29 | | | | | | | 14,61 | | |
| P 100 II 10/87-12/92 | | | | | | | | | | | | | | | | | | | | |
| 1.8 TD (55 kW) Eng.RFA 10/87-12/92 | | | | | | | | | | | | | | | | | | | | |
| 19-2143 | | -12/90 | F | R | | | | | | 35 | 60 | | | | | | | 18,46 | | |
| 19-2144 | | -12/90 | F | L | | | | | | 35 | 60 | | | | | | | 18,46 | | |
| 19-2674 | | 02/89- | R | | | | | | | 45 | 85 | | | | | | | 23 | | |
| 2.0 (57 kW) Eng.NAE 10/87-12/92 | | | | | | | | | | | | | | | | | | | | |
| 19-2143 | | -12/90 | F | R | | | | | | 35 | 60 | | | | | | | 18,46 | | |
| 19-2144 | | -12/90 | F | L | | | | | | 35 | 60 | | | | | | | 18,46 | | |
| 19-2674 | | 01/88- | R | | | | | | | 45 | 85 | | | | | | | 23 | | |
| Ranger I (ER, EQ, R_) 6/99-6/09 | | | | | | | | | | | | | | | | | | | | |
| 1.8 (85 kW) Eng.RKA 6/99-2/02 | | | | | | | | | | | | | | | | | | | | |
| 19-2996 | | | R | | | | | | | 40 | 80 | | | | | | | 16 | 19,8 | |
| 2.2 (78 kW) Eng.F2D6 3/02-9/05 | | | | | | | | | | | | | | | | | | | | |
| 19-2996 | | | R | | | | | | | 40 | 80 | | | | | | | 16 | 19,8 | |
| 2.3 (105 kW) Eng.YU 10/05-6/06 | | | | | | | | | | | | | | | | | | | | |
| 19-2996 | | | R | | | | | | | 40 | 80 | | | | | | | 16 | 19,8 | |
| 2.3 (114 kW) Eng.ZH23HYU 10/01-9/05 | | | | | | | | | | | | | | | | | | | | |
| 19-2996 | | | R | | | | | | | 40 | 80 | | | | | | | 16 | 19,8 | |
| 2.3 4x4 (114 kW) Eng.ZH23HYU 10/01-9/05 | | | | | | | | | | | | | | | | | | | | |
| 19-2996 | | | R | | | | | | | 40 | 80 | | | | | | | 16 | 19,8 | |
| 2.5 D (57 kW) Eng.WL 10/99-4/02 | | | | | | | | | | | | | | | | | | | | |
| 19-2996 | | | R | | | | | | | 40 | 80 | | | | | | | 16 | 19,8 | |

FORD LCV

| METELLI ref | Spare Parts | | F/R | L/R | | | ABS | A | B | C | D | E | F | G | H | I | L | M | Fig | NOTE |
|--|-------------|--|-----|-----|--|--|-----|---|---|----|------|---|---|---|---|------|------|---|-----|--|
| 2.5 D 4x4 (57 kW) Eng.WL 10/99-4/02 | | | | | | | | | | | | | | | | | | | | |
| 19-2860 | | | F | | | | | | | 38 | 73,4 | | | | | 19,6 | 19,8 | | | |
| 19-2861 | | | F | | | | | | | 47 | 88 | | | | | | 56 | | | +automatically activated freewheel hub |
| 19-2996 | | | R | | | | | | | 40 | 80 | | | | | 16 | 19,8 | | | |
| 2.5 TD (62 kW) Eng.WL-T 4/02-6/06 | | | | | | | | | | | | | | | | | | | | |
| 19-2996 | | | R | | | | | | | 40 | 80 | | | | | 16 | 19,8 | | | |
| 2.5 TD 4x4 (62 kW) Eng.WL-T 4/02-6/06 | | | | | | | | | | | | | | | | | | | | |
| 19-2861 | | | F | | | | | | | 47 | 88 | | | | | | 56 | | | +automatically activated freewheel hub |
| 19-2996 | | | R | | | | | | | 40 | 80 | | | | | 16 | 19,8 | | | |
| 2.5 TD 4x4 (80 kW) Eng.WL-T 10/99-6/06 | | | | | | | | | | | | | | | | | | | | |
| 19-2860 | | | F | | | | | | | 38 | 73,4 | | | | | 19,6 | 19,8 | | | |
| 19-2861 | | | F | | | | | | | 47 | 88 | | | | | | 56 | | | +automatically activated freewheel hub |
| 19-2996 | | | R | | | | | | | 40 | 80 | | | | | 16 | 19,8 | | | |
| 2.5 TDdi (86 kW) Eng.WL 4/02-9/05 | | | | | | | | | | | | | | | | | | | | |
| 19-2996 | | | R | | | | | | | 40 | 80 | | | | | 16 | 19,8 | | | |
| 2.5 TDdi 4x4 (86 kW) Eng.WL 4/02-9/05 | | | | | | | | | | | | | | | | | | | | |
| 19-2860 | | | F | | | | | | | 38 | 73,4 | | | | | 19,6 | 19,8 | | | |
| 19-2996 | | | R | | | | | | | 40 | 80 | | | | | 16 | 19,8 | | | |
| 2.6 (80 kW) Eng.F6D6 10/02-9/04 | | | | | | | | | | | | | | | | | | | | |
| 19-2996 | | | R | | | | | | | 40 | 80 | | | | | 16 | 19,8 | | | |
| 2.9 D (70 kW) Eng.D29UYT, W9 6/99-2/02 | | | | | | | | | | | | | | | | | | | | |
| 19-2996 | | | R | | | | | | | 40 | 80 | | | | | 16 | 19,8 | | | |
| 3.0 (109 kW) Eng.T30VVEX 6/99-6/06 | | | | | | | | | | | | | | | | | | | | |
| 19-2996 | | | R | | | | | | | 40 | 80 | | | | | 16 | 19,8 | | | |
| 3.0 4x4 (109 kW) Eng.T30VVEX 6/99-6/06 | | | | | | | | | | | | | | | | | | | | |
| 19-2996 | | | R | | | | | | | 40 | 80 | | | | | 16 | 19,8 | | | |
| 4.0 (152 kW) Eng.- 6/99-6/06 | | | | | | | | | | | | | | | | | | | | |
| 19-2996 | | | R | | | | | | | 40 | 80 | | | | | 16 | 19,8 | | | |

FORD LCV

| METELLI ref | Spare Parts | F/R | L/R | ABS | A | B | C | D | E | F | G | H | I | L | M | Fig | NOTE |
|--|-------------|-----|-----|-----|---|---|----|----|-----|---|---|---|----|------|---|-----|------|
| 4.0 4x4 (152 kW) Eng.- 10/05-6/06 | | | | | | | | | | | | | | | | | |
| 19-2996 | | R | | | | | 40 | 80 | | | | | 16 | 19,8 | | | |
| Ranger II (ET) 6/05-7/12 | | | | | | | | | | | | | | | | | |
| 2.5 TDCi 4x4 (105 kW) Eng.WLAA 5/06-7/12 | | | | | | | | | | | | | | | | | |
| 19-2861 | | F | | | | | 47 | 88 | | | | | | 56 | | | |
| 19-2996 | | R | | | | | 40 | 80 | | | | | 16 | 19,8 | | | |
| 2.5 TDdi (105 kW) Eng.WLAA 5/06-7/12 | | | | | | | | | | | | | | | | | |
| 19-2996 | | R | | | | | 40 | 80 | | | | | 16 | 19,8 | | | |
| 3.0 TDCi (115 kW) Eng.MD30DITC 5/06-7/12 | | | | | | | | | | | | | | | | | |
| 19-2996 | | R | | | | | 40 | 80 | | | | | 16 | 19,8 | | | |
| 3.0 TDCi 4x4 (115 kW) Eng.MD30DITC, WEC 5/06-7/12 | | | | | | | | | | | | | | | | | |
| 19-2861 | | F | | | | | 47 | 88 | | | | | | 56 | | | |
| 19-2996 | | R | | | | | 40 | 80 | | | | | 16 | 19,8 | | | |
| Tourneo Custom Bus (F3) 4/12-1/70 | | | | | | | | | | | | | | | | | |
| 2.0 TDCi (77 kW) Eng.BJFA (05.19-), BJFB (05.19-), YLF6, YLFA (05.19- 12/15-1/70 | | | | | | | | | | | | | | | | | |
| 19-8162 | | R | | | | | | | 199 | | | | | | | | |
| 19-8163 | | R | | | | | 45 | | 199 | | | | | 79 | | | |
| 2.0 TDCi (96 kW) Eng.BKFA (05.19-), BKFB (05.19-), YMF6, YMFA (05.19- 12/15-1/70 | | | | | | | | | | | | | | | | | |
| 19-8162 | | R | | | | | | | 199 | | | | | | | | |
| 19-8163 | | R | | | | | 45 | | 199 | | | | | 79 | | | |
| 2.0 TDCi (125 kW) Eng.BLFA (05.19-), BLFB (05.19-), YNF6, YNFA (05.19- 12/15-1/70 | | | | | | | | | | | | | | | | | |
| 19-8162 | | R | | | | | | | 199 | | | | | | | | |
| 19-8163 | | R | | | | | 45 | | 199 | | | | | 79 | | | |
| 2.2 TDCi (74 kW) Eng.DRF4, DRFF, DRFG 4/12-12/15 | | | | | | | | | | | | | | | | | |
| 19-8162 | | R | | | | | | | 199 | | | | | | | | |
| 19-8163 | | R | | | | | 45 | | 199 | | | | | 79 | | | |

FORD LCV

| METELLI ref | Spare Parts | | F/R | L/R | | | ABS | A | B | C | D | E | F | G | H | I | L | M | Fig | NOTE |
|--|-------------|--|-----|-----|--|--|-----|---|---|----|---|-----|---|---|---|---|----|---|-----|------|
| 2.2 TDCi (92 kW) Eng.CYF4, CYFF 4/12-12/15 | | | | | | | | | | | | | | | | | | | | |
| 19-8162 | | | R | | | | | | | | | 199 | | | | | | | | |
| 19-8163 | | | R | | | | | | | 45 | | 199 | | | | | 79 | | | |
| 2.2 TDCi (114 kW) Eng.CVFF 4/12-12/15 | | | | | | | | | | | | | | | | | | | | |
| 19-8162 | | | R | | | | | | | | | 199 | | | | | | | | |
| 19-8163 | | | R | | | | | | | 45 | | 199 | | | | | 79 | | | |

FORD USA

Probe II (ECP) 10/93-3/98

2.0 16V (85 kW) Eng.FS 10/93-3/98

| | | | | | | | | | | | | | | | | | | | | |
|--|--|--|---|--|--|--|--|--|--|----|----|--|--|--|--|--|----|--|--|--|
| 19-7061 | | | F | | | | | | | 42 | 80 | | | | | | 45 | | | |
| 2.5 V6 24V (119 kW) Eng.KL 10/93-3/98 | | | | | | | | | | | | | | | | | | | | |
| 19-7061 | | | F | | | | | | | 42 | 80 | | | | | | 45 | | | |

FSO

125P 10/67-8/92

1.3 1300 (47 kW) Eng.116 C 076 10/67-8/92

| | | | | | | | | | | | | | | | | | | | | |
|---|--|--------|---|--|--|--|--|--|--|----|----|--|--|--|--|--|----|--|--|--|
| 19-2550 | | 01/74- | R | | | | | | | 30 | 72 | | | | | | 19 | | | |
| 1.5 1500 (55 kW) Eng.115 C 076 10/67-8/92 | | | | | | | | | | | | | | | | | | | | |
| 19-2550 | | 01/74- | R | | | | | | | 30 | 72 | | | | | | 19 | | | |

125P SW 10/67-8/92

1.3 (47 kW) Eng.116 C 076 10/67-8/92

| | | | | | | | | | | | | | | | | | | | | |
|--|--|--------|---|--|--|--|--|--|--|----|----|--|--|--|--|--|----|--|--|--|
| 19-2550 | | 01/74- | R | | | | | | | 30 | 72 | | | | | | 19 | | | |
| 1.5 (55 kW) Eng.115 C 076 10/67-8/92 | | | | | | | | | | | | | | | | | | | | |
| 19-2550 | | 01/74- | R | | | | | | | 30 | 72 | | | | | | 19 | | | |

FSO

| METELLI ref | Spare Parts | | F/R | L/R | | | ABS | A | B | C | D | E | F | G | H | I | L | M | Fig | NOTE |
|---|-------------|--------|-----|-----|--|--|-----|---|---|----|----|---|---|---|---|---|---|----|-----|------|
| Polonez I 10/77-12/91 | | | | | | | | | | | | | | | | | | | | |
| 1.5 (55 kW) Eng.AA 10/77-8/88 | | | | | | | | | | | | | | | | | | | | |
| 19-2550 | | 01/79- | R | | | | | | | 30 | 72 | | | | | | | 19 | | |
| 1.6 (64 kW) Eng.CB 8/86-8/88 | | | | | | | | | | | | | | | | | | | | |
| 19-2550 | | | R | | | | | | | 30 | 72 | | | | | | | 19 | | |
| Polonez II / Prima 8/88-8/92 | | | | | | | | | | | | | | | | | | | | |
| 1.5 (55 kW) Eng.AA 8/88-8/92 | | | | | | | | | | | | | | | | | | | | |
| 19-2550 | | -12/90 | R | | | | | | | 30 | 72 | | | | | | | 19 | | |
| 1.5 i (55 kW) Eng.115 C.074 8/88-8/92 | | | | | | | | | | | | | | | | | | | | |
| 19-2550 | | -12/90 | R | | | | | | | 30 | 72 | | | | | | | 19 | | |
| 1.6 (64 kW) Eng.CB 8/88-8/92 | | | | | | | | | | | | | | | | | | | | |
| 19-2550 | | -12/90 | R | | | | | | | 30 | 72 | | | | | | | 19 | | |
| 1.9 D (51 kW) Eng.XUD 9A 8/88-8/92 | | | | | | | | | | | | | | | | | | | | |
| 19-2550 | | -12/90 | R | | | | | | | 30 | 72 | | | | | | | 19 | | |

HONDA

Accord III (CA) 11/85-12/89

| | | | | | | | | | | | | | | | | | | | | |
|--|--|--------|---|--|--|--|--|--|--|----|----|--|--|--|--|--|--|----|----|--|
| 1.6 L (CA4) (65 kW) Eng.A16A1 (11.85-12.89) 11/85-12/89 | | | | | | | | | | | | | | | | | | | | |
| 19-7077 | | 01/86- | F | | | | | | | 40 | 76 | | | | | | | 38 | 41 | |
| 2.0 EX (CA5) (75 kW) Eng.A20A1 (11.85-12.89) 11/85-12/89 | | | | | | | | | | | | | | | | | | | | |
| 19-7077 | | 01/86- | F | | | | | | | 40 | 76 | | | | | | | 38 | 41 | |
| 2.0 EX (CA5) (76 kW) Eng.A20A1 (11.85-12.89) 11/85-12/89 | | | | | | | | | | | | | | | | | | | | |
| 19-7077 | | 01/86- | F | | | | | | | 40 | 76 | | | | | | | 38 | 41 | |
| 2.0 EX (CA5) (78 kW) Eng.A20A2 (11.85-05.89) 11/85-5/89 | | | | | | | | | | | | | | | | | | | | |
| 19-7077 | | 01/86- | F | | | | | | | 40 | 76 | | | | | | | 38 | 41 | |

HONDA

| METELLI ref | Spare Parts | | F/R | L/R | | ABS | A | B | C | D | E | F | G | H | I | L | M | Fig | NOTE |
|---|-------------|--------|-----|-----|--|-----|---|---|----|----|---|---|---|---|----|----|---|-----|------|
| 2.0 EXi (CA5) (85 kW) Eng.A20A3 (10.87-12.89) 1/86-12/89 | | | | | | | | | | | | | | | | | | | |
| 19-7077 | | | F | | | | | | 40 | 76 | | | | | 38 | 41 | | | |
| 2.0 i 16V (CA5) (98 kW) Eng.B20A8 (10.87-12.89) 10/87-12/89 | | | | | | | | | | | | | | | | | | | |
| 19-7077 | | | F | | | | | | 40 | 76 | | | | | 38 | 41 | | | |
| 2.0 i 16V (CA5) (101 kW) Eng.B20A2 (01.87-12.87) 1/87-12/87 | | | | | | | | | | | | | | | | | | | |
| 19-7077 | | | F | | | | | | 40 | 76 | | | | | 38 | 41 | | | |
| Accord III Aerodeck (CA) 11/85-12/89 | | | | | | | | | | | | | | | | | | | |
| 1.6 L (CA4) (65 kW) Eng.A16A1 (11.85-12.89) 11/85-12/89 | | | | | | | | | | | | | | | | | | | |
| 19-7077 | | 01/86- | F | | | | | | 40 | 76 | | | | | 38 | 41 | | | |
| 2.0 EX (75 kW) Eng.A20A1 (10.87-12.89) 10/87-12/89 | | | | | | | | | | | | | | | | | | | |
| 19-7077 | | | F | | | | | | 40 | 76 | | | | | 38 | 41 | | | |
| 2.0 EX (CA5) (76 kW) Eng.A20A1 (10.87-12.89) 10/87-12/89 | | | | | | | | | | | | | | | | | | | |
| 19-7077 | | | F | | | | | | 40 | 76 | | | | | 38 | 41 | | | |
| 2.0 EX (CA5) (78 kW) Eng.A20A2 (11.85-05.89) 11/85-5/89 | | | | | | | | | | | | | | | | | | | |
| 19-7077 | | 01/86- | F | | | | | | 40 | 76 | | | | | 38 | 41 | | | |
| 2.0 EXi (CA5) (85 kW) Eng.A20A3 (10.87-12.89) 10/87-12/89 | | | | | | | | | | | | | | | | | | | |
| 19-7077 | | | F | | | | | | 40 | 76 | | | | | 38 | 41 | | | |
| 2.0 EXi (CA5) (90 kW) Eng.A20A4 (11.85-12.87) 11/85-12/87 | | | | | | | | | | | | | | | | | | | |
| 19-7077 | | 01/86- | F | | | | | | 40 | 76 | | | | | 38 | 41 | | | |
| Accord VI (CK, CG, CH, CF8) 3/97-12/03 | | | | | | | | | | | | | | | | | | | |
| 1.6 i (CG7) (85 kW) Eng.D16B6 10/98-12/02 | | | | | | | | | | | | | | | | | | | |
| 19-7669 | | | F | | | | | | 45 | 84 | | | | | 40 | 42 | | | |
| 1.6 LS (CG7) (79 kW) Eng.D16B7 10/98-12/02 | | | | | | | | | | | | | | | | | | | |
| 19-7669 | | | F | | | | | | 45 | 84 | | | | | 40 | 42 | | | |
| 1.8 i (CG8) (100 kW) Eng.F18B2 10/98-12/02 | | | | | | | | | | | | | | | | | | | |
| 19-7669 | | 01/99- | F | | | | | | 45 | 84 | | | | | 40 | 42 | | | |

HONDA

| METELLI ref | Spare Parts | | F/R | L/R | | ABS | A | B | C | D | E | F | G | H | I | L | M | Fig | NOTE |
|--|-------------|--------|-----|-----|--|-----|---|---|----|----|---|---|---|---|----|----|---|-----|------|
| 2.0 i (CG9) (108 kW) Eng.F20B6 10/98-1/01 | | | | | | | | | | | | | | | | | | | |
| 19-7669 | | | F | | | | | | 45 | 84 | | | | | 40 | 42 | | | |
| 2.2 Type-R (CH1) (156 kW) Eng.H22A7 2/99-12/02 | | | | | | | | | | | | | | | | | | | |
| 19-7669 | | | F | | | | | | 45 | 84 | | | | | 40 | 42 | | | |
| 2.3 (CL3) (113 kW) Eng.F23A1, F23W5, F23X5, F23Z5 1/01-6/03 | | | | | | | | | | | | | | | | | | | |
| 19-7669 | | -12/02 | F | | | | | | 45 | 84 | | | | | 40 | 42 | | | |
| 3.0 Vtec (CK1) (147 kW) Eng.J30A1 3/97-12/03 | | | | | | | | | | | | | | | | | | | |
| 19-7669 | | | F | | | | | | 45 | 84 | | | | | 40 | 42 | | | |
| Accord VI Coupe (CG) 12/97-6/03 | | | | | | | | | | | | | | | | | | | |
| 2.0 i 16V (108 kW) Eng.F20B5, F20B7 2/98-6/03 | | | | | | | | | | | | | | | | | | | |
| 19-7669 | | -12/02 | F | | | | | | 45 | 84 | | | | | 40 | 42 | | | |
| 2.3 VTi (CG3) (113 kW) Eng.F23A3 2/98-10/02 | | | | | | | | | | | | | | | | | | | |
| 19-7669 | | | F | | | | | | 45 | 84 | | | | | 40 | 42 | | | |
| 3.0 V6 24V (CG2) (147 kW) Eng.J30A1 2/98-6/03 | | | | | | | | | | | | | | | | | | | |
| 19-7669 | | -12/02 | F | | | | | | 45 | 84 | | | | | 40 | 42 | | | |
| Accord VI Hatchback (CH, CL) 12/99-12/02 | | | | | | | | | | | | | | | | | | | |
| 1.8 i (CH6) (100 kW) Eng.F18B2, F18B4 12/99-12/02 | | | | | | | | | | | | | | | | | | | |
| 19-7669 | | | F | | | | | | 45 | 84 | | | | | 40 | 42 | | | |
| 2.0 (CH7) (108 kW) Eng.F20B6 12/99-12/02 | | | | | | | | | | | | | | | | | | | |
| 19-7669 | | | F | | | | | | 45 | 84 | | | | | 40 | 42 | | | |
| 2.0 TDi (CH8) (77 kW) Eng.20T2N 12/99-10/00 | | | | | | | | | | | | | | | | | | | |
| 19-7669 | | | F | | | | | | 45 | 84 | | | | | 40 | 42 | | | |
| 2.3 (CL4) (113 kW) Eng.F23Z5 11/00-12/02 | | | | | | | | | | | | | | | | | | | |
| 19-7669 | | | F | | | | | | 45 | 84 | | | | | 40 | 42 | | | |

HONDA

| METELLI ref | Spare Parts | | F/R | L/R | | | ABS | A | B | C | D | E | F | G | H | I | L | M | Fig | NOTE |
|--|-------------|--------|-----|-----|--|--|-----|---|----|----|----|-------|---|---|---|----|----|---|-----|------|
| Accord VII (CL, CN) 1/03-9/12 | | | | | | | | | | | | | | | | | | | | |
| 2.0 (CL7) (114 kW) Eng.K20A6, K20Z2 2/03-5/08 | | | | | | | | | | | | | | | | | | | | |
| 19-7668 | | | F | | | | | | | 48 | 86 | | | | | 40 | 42 | | | |
| 19-7782 | | | R | | | | | | 30 | | | 139,3 | | | | | 94 | | | |
| 2.0 4WD (CL8) (114 kW) Eng.K20A6 2/03-5/08 | | | | | | | | | | | | | | | | | | | | |
| 19-7668 | | -12/05 | F | | | | | | | 48 | 86 | | | | | 40 | 42 | | | |
| 2.2 i-CTDi (CN1) (103 kW) Eng.N22A1 1/04-5/08 | | | | | | | | | | | | | | | | | | | | |
| 19-7668 | | | F | | | | | | | 48 | 86 | | | | | 40 | 42 | | | |
| 19-7782 | | | R | | | | | | 30 | | | 139,3 | | | | | 94 | | | |
| 2.4 (113 kW) Eng.K24A8 9/06-5/08 | | | | | | | | | | | | | | | | | | | | |
| 19-7604 | | -12/07 | F | | | | | | | 35 | 72 | | | | | | 17 | | | |
| 2.4 (CL9) (140 kW) Eng.K24A, K24A3 2/03-5/08 | | | | | | | | | | | | | | | | | | | | |
| 19-7668 | | | F | | | | | | | 48 | 86 | | | | | 40 | 42 | | | |
| 19-7782 | | | R | | | | | | 30 | | | 139,3 | | | | | 94 | | | |
| Accord VII (CM) 9/02-12/07 | | | | | | | | | | | | | | | | | | | | |
| 2.4 Vtec E (CM5) (118 kW) Eng.K24A2, K24A4 9/02-12/05 | | | | | | | | | | | | | | | | | | | | |
| 19-7668 | | | F | | | | | | | 48 | 86 | | | | | 40 | 42 | | | |
| Accord VII Tourer (CM, CN) 4/03-5/08 | | | | | | | | | | | | | | | | | | | | |
| 2.0 (CM1) (114 kW) Eng.K20A6, K20Z2 4/03-5/08 | | | | | | | | | | | | | | | | | | | | |
| 19-7668 | | | F | | | | | | | 48 | 86 | | | | | 40 | 42 | | | |
| 2.2 i-CTDi (CN2) (103 kW) Eng.N22A1 1/04-5/08 | | | | | | | | | | | | | | | | | | | | |
| 19-7668 | | | F | | | | | | | 48 | 86 | | | | | 40 | 42 | | | |
| 2.4 (CM2) (140 kW) Eng.K24A3 4/03-5/08 | | | | | | | | | | | | | | | | | | | | |
| 19-7668 | | | F | | | | | | | 48 | 86 | | | | | 40 | 42 | | | |

HONDA

| METELLI ref | Spare Parts | | F/R | L/R | | | ABS | A | B | C | D | E | F | G | H | I | L | M | Fig | NOTE |
|---|-------------|--------|-----|-----|--|--|-----|---|----|----|----|-------|---|---|---|---|----|----|-----|------|
| Accord VIII (CP) / Inspire 9/07-12/12 | | | | | | | | | | | | | | | | | | | | |
| 2.0 i-VTEC (CP1) (114 kW) Eng.R20A3 7/08-9/12 | | | | | | | | | | | | | | | | | | | | |
| 19-7668 | | -12/08 | F | | | | | | | 48 | 86 | | | | | | 40 | 42 | | |
| 2.4 (132 kW) Eng.K24Z2 9/07-12/12 | | | | | | | | | | | | | | | | | | | | |
| 19-7668 | | -12/08 | F | | | | | | | 48 | 86 | | | | | | 40 | 42 | | |
| Accord VIII (CU) 6/08-1/70 | | | | | | | | | | | | | | | | | | | | |
| 2.0 i (CU1) (115 kW) Eng.R20A3 6/08-6/15 | | | | | | | | | | | | | | | | | | | | |
| 19-7668 | | -12/08 | F | | | | | | | 48 | 86 | | | | | | 40 | 42 | | |
| 2.2 i-DTEC (CU3) (110 kW) Eng.N22B1 7/08-6/15 | | | | | | | | | | | | | | | | | | | | |
| 19-7668 | | -12/08 | F | | | | | | | 48 | 86 | | | | | | 40 | 42 | | |
| 2.2 i-DTEC (CU3) (132 kW) Eng.N22B2 7/08-6/15 | | | | | | | | | | | | | | | | | | | | |
| 19-7668 | | -12/08 | F | | | | | | | 48 | 86 | | | | | | 40 | 42 | | |
| 2.4 i (CU2) (148 kW) Eng.K24Z3 7/08-6/15 | | | | | | | | | | | | | | | | | | | | |
| 19-7668 | | -12/08 | F | | | | | | | 48 | 86 | | | | | | 40 | 42 | | |
| Accord VIII SW (CW) 7/08-1/70 | | | | | | | | | | | | | | | | | | | | |
| 2.0 i (CW1) (115 kW) Eng.R20A3 7/08-6/15 | | | | | | | | | | | | | | | | | | | | |
| 19-7668 | | -12/08 | F | | | | | | | 48 | 86 | | | | | | 40 | 42 | | |
| 2.4 i (CW2) (148 kW) Eng.K24Z3 7/08-1/70 | | | | | | | | | | | | | | | | | | | | |
| 19-7668 | | -12/08 | F | | | | | | | 48 | 86 | | | | | | 40 | 42 | | |
| City III Sedan (GE4) / Fit Aria (GD_) 11/02-3/09 | | | | | | | | | | | | | | | | | | | | |
| 1.2 (61 kW) Eng.L12A3 10/05-7/08 | | | | | | | | | | | | | | | | | | | | |
| 19-7652 | | | F | | | | | | | 38 | 73 | | | | | | 40 | | | |
| 19-7781 | | | R | | | | | | 36 | | | 133,7 | | | | | | | | |

HONDA

| METELLI ref | Spare Parts | | F/R | L/R | | | ABS | A | B | C | D | E | F | G | H | I | L | M | Fig | NOTE |
|--|-------------|-------------|-----|-----|--|--|-----|---|---|----|----|-----|---|---|---|----|----|---|-----|------------------|
| City IV Sedan (GM2, GM3) 9/08-1/70 | | | | | | | | | | | | | | | | | | | | |
| 1.4 i-V TEC (73 kW) Eng.L13Z1 9/08-1/70 | | | | | | | | | | | | | | | | | | | | |
| 19-8196 | | 01/09-12/14 | F | | | | | | | 38 | 74 | | | | | | 40 | | | +ABS |
| 1.5 i-VTEC (85 kW) Eng.L15-A7 8/09-1/70 | | | | | | | | | | | | | | | | | | | | |
| 19-8196 | | -12/14 | F | | | | | | | 38 | 74 | | | | | | 40 | | | +ABS |
| 1.5 i-VTEC (GM26) (88 kW) Eng.L15-A7 2/09-1/70 | | | | | | | | | | | | | | | | | | | | |
| 19-8196 | | -12/14 | F | | | | | | | 38 | 74 | | | | | | 40 | | | +ABS |
| City V Sedan (GM4, GM5, GM6, GM9, GM7)/ Grace 1/14-1/70 | | | | | | | | | | | | | | | | | | | | |
| 1.5 i-VTEC (88 kW) Eng.L15-A7, L15Z1 1/14-1/70 | | | | | | | | | | | | | | | | | | | | |
| 19-8196 | | | F | | | | | | | 38 | 74 | | | | | | 40 | | | |
| Civic V Coupe (EJ) 8/93-3/96 | | | | | | | | | | | | | | | | | | | | |
| 1.5 i LSi (EJ2) (74 kW) Eng.D15B7 (01.94-.) 8/93-11/95 | | | | | | | | | | | | | | | | | | | | |
| 19-7084 | | -12/94 | F | | | | | | | 43 | 79 | | | | | 38 | 41 | | | Mod. EX, EX-S |
| 19-7598 | | -12/94 | R | | | | 50 | | | 30 | | 136 | | | | | 68 | | | +ABS |
| 1.6 i Vtec (EJ1) (92 kW) Eng.D16Y6, D16Z9 (01.94-.) 1/94-3/96 | | | | | | | | | | | | | | | | | | | | |
| 19-7084 | | -12/94 | F | | | | | | | 43 | 79 | | | | | 38 | 41 | | | Mod. EX, EX-S |
| Civic V Hatchback (EG) 10/91-11/95 | | | | | | | | | | | | | | | | | | | | |
| 1.6 16V Vtec (EG5) (92 kW) Eng.D16Z6 (10.91-.) 10/91-11/95 | | | | | | | | | | | | | | | | | | | | |
| 19-7598 | | | R | | | | 50 | | | 30 | | 136 | | | | | 68 | | | +ABS, Brake disc |
| 1.6 VTi 16V (EG6) (118 kW) Eng.B16A2 (10.91-.) 10/91-11/95 | | | | | | | | | | | | | | | | | | | | |
| 19-7084 | | | F | | | | | | | 43 | 79 | | | | | 38 | 41 | | | |
| 19-7598 | | | R | | | | 50 | | | 30 | | 136 | | | | | 68 | | | +ABS, Brake disc |

HONDA

| METELLI ref | Spare Parts | | F/R | L/R | | ABS | A | B | C | D | E | F | G | H | I | L | M | Fig | NOTE | |
|--|-------------|--------|-----|-----|--|-----|---|---|----|----|-----|---|---|---|---|---|---|-----|------------------|------------------|
| Civic V Sedan (EG, EH) 10/91-12/95 | | | | | | | | | | | | | | | | | | | | |
| 1.6 16V Vtec (EH9) (92 kW) Eng.D16Z6 (10.91-), D16Z7 10/91-11/95 | | | | | | | | | | | | | | | | | | | | |
| 19-7598 | | | R | | | 50 | | | 30 | | 136 | | | | | | | 68 | +ABS, Brake disc | |
| 1.6 VTi (EG9) (118 kW) Eng.B16A2 (10.91-) 10/91-11/95 | | | | | | | | | | | | | | | | | | | | |
| 19-7084 | | | F | | | | | | 43 | 79 | | | | | | | | 38 | 41 | |
| 19-7598 | | | R | | | 50 | | | 30 | | 136 | | | | | | | 68 | | +ABS, Brake disc |
| Civic VI Aerodeck (MB, MC) 4/98-2/01 | | | | | | | | | | | | | | | | | | | | |
| 1.6 16V (MC1) (85 kW) Eng.D16B2 (04.98-), D16W3 4/98-2/01 | | | | | | | | | | | | | | | | | | | | |
| 19-7084 | | -12/99 | F | | | | | | 43 | 79 | | | | | | | | 38 | 41 | |
| 19-7598 | | -12/99 | R | | | 50 | | | 30 | | 136 | | | | | | | 68 | | |
| 1.8 16V (MC2) (124 kW) Eng.B18C4 4/98-2/01 | | | | | | | | | | | | | | | | | | | | |
| 19-7084 | | -12/99 | F | | | | | | 43 | 79 | | | | | | | | 38 | 41 | |
| 2.0 i D (MC3) (77 kW) Eng.20T2N 4/98-2/01 | | | | | | | | | | | | | | | | | | | | |
| 19-7084 | | -12/00 | F | | | | | | 43 | 79 | | | | | | | | 38 | 41 | |
| Civic VI Coupe (EJ, EM1) 3/96-12/00 | | | | | | | | | | | | | | | | | | | | |
| 1.6 i (77 kW) Eng.D16Y7 3/96-3/00 | | | | | | | | | | | | | | | | | | | | |
| 19-7084 | | 01/98- | F | | | | | | 43 | 79 | | | | | | | | 38 | 41 | |
| 19-7598 | | | R | | | 50 | | | 30 | | 136 | | | | | | | 68 | | +ABS, Brake disc |
| 1.6 i Vtec (118 kW) Eng.B16A2 4/99-12/00 | | | | | | | | | | | | | | | | | | | | |
| 19-7084 | | | F | | | | | | 43 | 79 | | | | | | | | 38 | 41 | |
| 19-7598 | | | R | | | 50 | | | 30 | | 136 | | | | | | | 68 | | +ABS, Brake disc |
| 1.6 i Vtec (EM1) (92 kW) Eng.D16Y8 3/96-3/00 | | | | | | | | | | | | | | | | | | | | |
| 19-7084 | | | F | | | | | | 43 | 79 | | | | | | | | 38 | 41 | |
| 19-7598 | | | R | | | 50 | | | 30 | | 136 | | | | | | | 68 | | +ABS, Brake disc |

HONDA

| METELLI ref | Spare Parts | | F/R | L/R | | ABS | A | B | C | D | E | F | G | H | I | L | M | Fig | NOTE |
|---|-------------|-------------|-----|-----|--|-----|---|---|----|----|-----|---|---|---|----|----|---|-----|------------|
| Civic VI Fastback (MA, MB) 9/94-2/01 | | | | | | | | | | | | | | | | | | | |
| 1.4 i (MA8, MB2) (55 kW) Eng.D14A5 (09.95-), D14A7 (01.97-), D14Z3 9/95-2/01 | | | | | | | | | | | | | | | | | | | |
| 19-7084 | | -12/97 | F | | | | | | 43 | 79 | | | | | 38 | 41 | | | |
| 19-7598 | | -12/97 | R | | | 50 | | | 30 | | 136 | | | | | 68 | | | Brake disc |
| 1.4 i (MA8, MB2) (66 kW) Eng.D14A2 (09.94-), D14A6, D14A8 (01.97-), D14Z4 6/95-2/01 | | | | | | | | | | | | | | | | | | | |
| 19-7084 | | -12/97 | F | | | | | | 43 | 79 | | | | | 38 | 41 | | | |
| 19-7598 | | -12/97 | R | | | 50 | | | 30 | | 136 | | | | | 68 | | | Brake disc |
| 1.5 16V (MB3) (84 kW) Eng.D15Z8 1/97-2/01 | | | | | | | | | | | | | | | | | | | |
| 19-7084 | | -12/97 | F | | | | | | 43 | 79 | | | | | 38 | 41 | | | |
| 19-7598 | | -12/97 | R | | | 50 | | | 30 | | 136 | | | | | 68 | | | Brake disc |
| 1.5 i Vtec-E (MA9) (66 kW) Eng.D15Z3 (09.94-) 9/94-1/97 | | | | | | | | | | | | | | | | | | | |
| 19-7084 | | 01/95-12/96 | F | | | | | | 43 | 79 | | | | | 38 | 41 | | | |
| 19-7598 | | 01/95-12/96 | R | | | 50 | | | 30 | | 136 | | | | | 68 | | | Brake disc |
| 1.6 16V (MB4) (85 kW) Eng.D16B2 (01.97-), D16W3 1/97-2/01 | | | | | | | | | | | | | | | | | | | |
| 19-7084 | | -12/97 | F | | | | | | 43 | 79 | | | | | 38 | 41 | | | |
| 19-7598 | | -12/97 | R | | | 50 | | | 30 | | 136 | | | | | 68 | | | Brake disc |
| 1.6 i (MB1) (83 kW) Eng.D16Y3 (09.94-) 9/94-1/97 | | | | | | | | | | | | | | | | | | | |
| 19-7084 | | 01/95-12/96 | F | | | | | | 43 | 79 | | | | | 38 | 41 | | | |
| 19-7598 | | 01/95-12/96 | R | | | 50 | | | 30 | | 136 | | | | | 68 | | | Brake disc |
| 1.6 i Vtec (MB1) (93 kW) Eng.D16Y2 (09.94-) 9/94-1/97 | | | | | | | | | | | | | | | | | | | |
| 19-7084 | | 01/95- | F | | | | | | 43 | 79 | | | | | 38 | 41 | | | |
| 19-7598 | | 01/95- | R | | | 50 | | | 30 | | 136 | | | | | 68 | | | Brake disc |
| Civic VI Hatchback (EJ, EK) 1/95-12/01 | | | | | | | | | | | | | | | | | | | |
| 1.4 i (EJ9) (55 kW) Eng.D14A3 (11.95-), D14Z1 11/95-2/01 | | | | | | | | | | | | | | | | | | | |
| 19-7084 | | 01/98-12/00 | F | | | | | | 43 | 79 | | | | | 38 | 41 | | | |
| 1.4 i S (EJ9) (66 kW) Eng.D14A4 (11.95-), D14Z2, D14Z4 11/95-2/01 | | | | | | | | | | | | | | | | | | | |
| 19-7084 | | 01/98-12/00 | F | | | | | | 43 | 79 | | | | | 38 | 41 | | | |

HONDA

| METELLI ref | Spare Parts | | F/R | L/R | | | ABS | A | B | C | D | E | F | G | H | I | L | M | Fig | NOTE |
|--|-------------|-------------|-----|-----|--|--|-----|---|---|----|----|-----|---|---|---|---|----|----|-----|------------------|
| 1.5 i (EK3) (84 kW) Eng.D15Z6 (11.95-.) 11/95-2/01 | | | | | | | | | | | | | | | | | | | | |
| 19-7084 | | 01/96-12/00 | F | | | | | | | 43 | 79 | | | | | | 38 | 41 | | |
| 19-7598 | | 01/96-12/00 | R | | | | 50 | | | 30 | | 136 | | | | | | 68 | | +ABS, Brake disc |
| 1.6 i (EK1) (84 kW) Eng.D16Y5 11/95-2/01 | | | | | | | | | | | | | | | | | | | | |
| 19-7084 | | 01/96-12/00 | F | | | | | | | 43 | 79 | | | | | | 38 | 41 | | |
| 19-7598 | | 01/96-12/00 | R | | | | 50 | | | 30 | | 136 | | | | | | 68 | | +ABS, Brake disc |
| 1.6 VTi (EK4) (118 kW) Eng.B16A2 (11.95-.) 11/95-2/01 | | | | | | | | | | | | | | | | | | | | |
| 19-7084 | | 01/96-12/00 | F | | | | | | | 43 | 79 | | | | | | 38 | 41 | | |
| 19-7598 | | 01/96-12/00 | R | | | | 50 | | | 30 | | 136 | | | | | | 68 | | +ABS, Brake disc |
| Civic VI Sedan (EJ, EK)/Ballade/Integra SJ 1/94-12/01 | | | | | | | | | | | | | | | | | | | | |
| 1.4 i (EJ9) (66 kW) Eng.D14A4 (11.95-.), D14Z2, D14Z4 11/95-2/01 | | | | | | | | | | | | | | | | | | | | |
| 19-7084 | | 01/98-12/00 | F | | | | | | | 43 | 79 | | | | | | 38 | 41 | | |
| 1.5 i (EK3) (84 kW) Eng.D15Z4, D15Z6 (11.95-.) 11/95-2/01 | | | | | | | | | | | | | | | | | | | | |
| 19-7084 | | 01/96-12/00 | F | | | | | | | 43 | 79 | | | | | | 38 | 41 | | |
| 19-7598 | | 01/96-12/00 | R | | | | 50 | | | 30 | | 136 | | | | | | 68 | | +ABS, Brake disc |
| 1.6 i Vtec (92 kW) Eng.D16Y5, D16Y6, D16Y8 11/95-2/01 | | | | | | | | | | | | | | | | | | | | |
| 19-7084 | | 01/96-12/00 | F | | | | | | | 43 | 79 | | | | | | 38 | 41 | | |
| 19-7598 | | 01/96-12/00 | R | | | | 50 | | | 30 | | 136 | | | | | | 68 | | +ABS, Brake disc |
| 1.6 VTi (EK4) (118 kW) Eng.B16A2 (11.95-.) 11/95-2/01 | | | | | | | | | | | | | | | | | | | | |
| 19-7084 | | 01/96-12/00 | F | | | | | | | 43 | 79 | | | | | | 38 | 41 | | |
| 19-7598 | | 01/96-12/00 | R | | | | 50 | | | 30 | | 136 | | | | | | 68 | | +ABS, Brake disc |
| Civic VII Coupe (EM2) 2/01-12/05 | | | | | | | | | | | | | | | | | | | | |
| 1.6 i (81 kW) Eng.D16V1 2/01-12/05 | | | | | | | | | | | | | | | | | | | | |
| 19-7084 | | | F | | | | | | | 43 | 79 | | | | | | 38 | 41 | | |
| 1.7 i (88 kW) Eng.D17A8 5/01-12/05 | | | | | | | | | | | | | | | | | | | | |
| 19-7084 | | | F | | | | | | | 43 | 79 | | | | | | 38 | 41 | | |

HONDA

| METELLI ref | Spare Parts | | F/R | L/R | | | ABS | A | B | C | D | E | F | G | H | I | L | M | Fig | NOTE |
|--|-------------|--|-----|-----|--|--|-----|---|---|----|----|---|---|---|---|----|----|---|-----|------|
| 1.7 i VTEC (92 kW) Eng.D17A5, D17A9 5/01-12/05 | | | | | | | | | | | | | | | | | | | | |
| 19-7084 | | | F | | | | | | | 43 | 79 | | | | | 38 | 41 | | | |
| Civic VII Hatchback (EU, EP, EV) 1/00-9/05 | | | | | | | | | | | | | | | | | | | | |
| 1.4 i (55 kW) Eng.D14Z6 2/01-9/05 | | | | | | | | | | | | | | | | | | | | |
| 19-7084 | | | F | | | | | | | 43 | 79 | | | | | 38 | 41 | | | |
| 1.4 iS (EP1) (66 kW) Eng.D14Z5, D14Z6 11/00-9/05 | | | | | | | | | | | | | | | | | | | | |
| 19-7084 | | | F | | | | | | | 43 | 79 | | | | | 38 | 41 | | | |
| 1.6 i (81 kW) Eng.D16V1, D16W7 2/01-9/05 | | | | | | | | | | | | | | | | | | | | |
| 19-7084 | | | F | | | | | | | 43 | 79 | | | | | 38 | 41 | | | |
| 1.7 (ES1) (92 kW) Eng.D17A6 1/00-8/05 | | | | | | | | | | | | | | | | | | | | |
| 19-7084 | | | F | | | | | | | 43 | 79 | | | | | 38 | 41 | | | |
| 1.7 CTDi (74 kW) Eng.4EE-2 1/02-9/05 | | | | | | | | | | | | | | | | | | | | |
| 19-7084 | | | F | | | | | | | 43 | 79 | | | | | 38 | 41 | | | |
| 2.0 i Sport (118 kW) Eng.K20A3 9/01-9/05 | | | | | | | | | | | | | | | | | | | | |
| 19-7669 | | | F | | | | | | | 45 | 84 | | | | | 40 | 42 | | | |
| 2.0 Type-R (147 kW) Eng.K20A2 9/01-9/05 | | | | | | | | | | | | | | | | | | | | |
| 19-7669 | | | F | | | | | | | 45 | 84 | | | | | 40 | 42 | | | |
| Civic VII Sedan (ES, ET) / Civic Ferio 12/00-4/06 | | | | | | | | | | | | | | | | | | | | |
| 1.4 (ES4) (66 kW) Eng.D14Z5 12/00-9/05 | | | | | | | | | | | | | | | | | | | | |
| 19-7084 | | | F | | | | | | | 43 | 79 | | | | | 38 | 41 | | | |
| 1.6 (81 kW) Eng.D16W7 2/01-9/05 | | | | | | | | | | | | | | | | | | | | |
| 19-7084 | | | F | | | | | | | 43 | 79 | | | | | 38 | 41 | | | |
| 1.7 (EU3) (85 kW) Eng.D17A6, D17Z2 2/01-9/05 | | | | | | | | | | | | | | | | | | | | |
| 19-7084 | | | F | | | | | | | 43 | 79 | | | | | 38 | 41 | | | |

HONDA

| METELLI ref | Spare Parts | | F/R | L/R | | | ABS | A | B | C | D | E | F | G | H | I | L | M | Fig | NOTE |
|---|-------------|-------------|-----|-----|--|--|-----|---|---|----|----|-----|---|---|---|---|----|------|-----|------------------|
| Civic VIII Hatchback (FN, FK) 9/05-1/70 | | | | | | | | | | | | | | | | | | | | |
| 1.4 (FK1, FN4) (73 kW) Eng.L13Z1 10/08-1/70 | | | | | | | | | | | | | | | | | | | | |
| 19-7666 | | 01/09- | F | | | | | | | 43 | 78 | | | | | | | 44 | | |
| 19-7780 | | 01/09- | R | | | | 44 | | | 30 | | 139 | | | | | | 68,5 | | +ABS, Brake disc |
| 1.4 (FK1) (61 kW) Eng.L13A7 9/05-1/70 | | | | | | | | | | | | | | | | | | | | |
| 19-7666 | | -12/08 | F | | | | | | | 43 | 78 | | | | | | | 44 | | |
| 19-7780 | | -12/08 | R | | | | 44 | | | 30 | | 139 | | | | | | 68,5 | | +ABS, Brake disc |
| 1.8 (FN1, FK2) (103 kW) Eng.R18A2 9/05-1/70 | | | | | | | | | | | | | | | | | | | | |
| 19-7666 | | -12/11 | F | | | | | | | 43 | 78 | | | | | | | 44 | | |
| 19-7780 | | | R | | | | 44 | | | 30 | | 139 | | | | | | 68,5 | | +ABS, Brake disc |
| 2.2 CTDi (FK3) (103 kW) Eng.N22A2 9/05-1/70 | | | | | | | | | | | | | | | | | | | | |
| 19-7665 | | -12/11 | F | | | | | | | 45 | 84 | | | | | | 42 | 40 | | |
| 19-7780 | | | R | | | | 44 | | | 30 | | 139 | | | | | | 68,5 | | |
| Type R (FN2) (148 kW) Eng.K20Z4 9/06-1/70 | | | | | | | | | | | | | | | | | | | | |
| 19-7668 | | 01/07-12/11 | F | | | | | | | 48 | 86 | | | | | | 40 | 42 | | |
| 19-7780 | | 01/07-12/11 | R | | | | 44 | | | 30 | | 139 | | | | | | 68,5 | | |
| Civic VIII Sedan (FD, FA) 9/05-1/70 | | | | | | | | | | | | | | | | | | | | |
| 1.3 Hybrid (FA3, FD3) (70 kW) Eng.LDA2 1/06-1/70 | | | | | | | | | | | | | | | | | | | | |
| 19-7666 | | -12/11 | F | | | | | | | 43 | 78 | | | | | | | 44 | | |
| 1.3 Hybrid (FD3) (85 kW) Eng.LDA2 1/10-2/12 | | | | | | | | | | | | | | | | | | | | |
| 19-7666 | | | F | | | | | | | 43 | 78 | | | | | | | 44 | | |
| 1.6 (92 kW) Eng.R16B1 1/12-1/70 | | | | | | | | | | | | | | | | | | | | |
| 19-7666 | | | F | | | | | | | 43 | 78 | | | | | | | 44 | | |
| 1.8 (FD1, FD7) (103 kW) Eng.R18A1, R18A2 9/05-2/12 | | | | | | | | | | | | | | | | | | | | |
| 19-7665 | | | F | | | | | | | 45 | 84 | | | | | | 42 | 40 | | |
| 19-7780 | | | R | | | | 44 | | | 30 | | 139 | | | | | | 68,5 | | |

HONDA

| METELLI ref | Spare Parts | | F/R | L/R | | | ABS | A | B | C | D | E | F | G | H | I | L | M | Fig | NOTE |
|--|-------------|--------|-----|-----|--|--|-----|---|---|----|----|-----|---|---|---|----|------|---|-----|------|
| Civic IX Tourer (FK) 1/14-1/70 | | | | | | | | | | | | | | | | | | | | |
| 1.6 i-DTEC (FK3) (88 kW) Eng.N16A1 1/14-1/70 | | | | | | | | | | | | | | | | | | | | |
| 19-7668 | | | F | | | | | | | 48 | 86 | | | | | 40 | 42 | | | |
| 19-7780 | | | R | | | | 44 | | | 30 | | 139 | | | | | 68,5 | | | |
| 1.8 i-VTEC (FK2) (104 kW) Eng.R18Z4 1/14-1/70 | | | | | | | | | | | | | | | | | | | | |
| 19-7668 | | | F | | | | | | | 48 | 86 | | | | | 40 | 42 | | | |
| 19-7780 | | | R | | | | 44 | | | 30 | | 139 | | | | | 68,5 | | | |
| CR-V I (RD) 10/95-2/02 | | | | | | | | | | | | | | | | | | | | |
| 2.0 (RD1) (98 kW) Eng.B20Z1 4/99-2/02 | | | | | | | | | | | | | | | | | | | | |
| 19-7669 | | | F | | | | | | | 45 | 84 | | | | | 40 | 42 | | | -ABS |
| 2.0 16V 4WD (RD1, RD3) (94 kW) Eng.B20B (10.95-) 10/95-12/01 | | | | | | | | | | | | | | | | | | | | |
| 19-7669 | | 01/97- | F | | | | | | | 45 | 84 | | | | | 40 | 42 | | | -ABS |
| 2.0 16V 4WD (RD1, RD3) (108 kW) Eng.B20Z1 1/99-2/02 | | | | | | | | | | | | | | | | | | | | |
| 19-7669 | | | F | | | | | | | 45 | 84 | | | | | 40 | 42 | | | -ABS |
| CR-V II (RD_) 9/01-3/07 | | | | | | | | | | | | | | | | | | | | |
| 2.0 (RD4) (110 kW) Eng.K20A4 9/01-3/07 | | | | | | | | | | | | | | | | | | | | |
| 19-7652 | | | R | | | | | | | 38 | 73 | | | | | | 40 | | | +ABS |
| 19-7665 | | | F | | | | | | | 45 | 84 | | | | | 42 | 40 | | | +ABS |
| 19-7669 | | | F | | | | | | | 45 | 84 | | | | | 40 | 42 | | | -ABS |
| 19-8196 | | | R | | | | | | | 38 | 74 | | | | | | 40 | | | +ABS |
| 2.2 CTDi (RD9) (103 kW) Eng.N22A2 2/05-9/06 | | | | | | | | | | | | | | | | | | | | |
| 19-7652 | | | R | | | | | | | 38 | 73 | | | | | | 40 | | | +ABS |
| 19-7665 | | | F | | | | | | | 45 | 84 | | | | | 42 | 40 | | | +ABS |

HONDA

| METELLI ref | Spare Parts | | F/R | L/R | | | ABS | A | B | C | D | E | F | G | H | I | L | M | Fig | NOTE |
|---|-------------|--------|-----|-----|--|--|-----|---|---|----|----|---|---|---|---|---|---|----|-----|------|
| 2.4 Vtec 4WD (RD7) (118 kW) Eng.K24A1 9/01-9/06 | | | | | | | | | | | | | | | | | | | | |
| 19-8196 | | | R | | | | | | | 38 | 74 | | | | | | | 40 | | +ABS |
| CR-V III (RE_) 6/06-1/70 | | | | | | | | | | | | | | | | | | | | |
| 2.0 i (110 kW) Eng.R20A1, R20A2 1/07-6/12 | | | | | | | | | | | | | | | | | | | | |
| 19-8194 | | | F | | | | | | | 51 | 91 | | | | | | | 44 | | |
| 2.0 i 4WD (RE5) (110 kW) Eng.R20A1, R20A2 10/06-6/12 | | | | | | | | | | | | | | | | | | | | |
| 19-7931 | | | F | | | | | | | 51 | 91 | | | | | | | 44 | | |
| 19-8194 | | | F | | | | | | | 51 | 91 | | | | | | | 44 | | |
| 2.2 i-CTDi 4WD (RE6) (103 kW) Eng.N22A2 1/07-1/70 | | | | | | | | | | | | | | | | | | | | |
| 19-7931 | | | F | | | | | | | 51 | 91 | | | | | | | 44 | | |
| 19-8194 | | | F | | | | | | | 51 | 91 | | | | | | | 44 | | |
| 2.2 i-DTEC 4WD (RE6) (110 kW) Eng.N22B3, N22B4 1/07-1/70 | | | | | | | | | | | | | | | | | | | | |
| 19-7931 | | | F | | | | | | | 51 | 91 | | | | | | | 44 | | |
| 19-8194 | | | F | | | | | | | 51 | 91 | | | | | | | 44 | | |
| 2.4 (125 kW) Eng.K24A1 4/07-1/70 | | | | | | | | | | | | | | | | | | | | |
| 19-8194 | | -12/12 | F | | | | | | | 51 | 91 | | | | | | | 44 | | |
| 2.4 4WD (RE4) (124 kW) Eng.K24A, K24Z1 9/06-1/70 | | | | | | | | | | | | | | | | | | | | |
| 19-8194 | | -12/12 | F | | | | | | | 51 | 91 | | | | | | | 44 | | |
| 2.4 i-Vtec 4WD (125 kW) Eng.K24Z1 4/07-1/70 | | | | | | | | | | | | | | | | | | | | |
| 19-8194 | | -12/12 | F | | | | | | | 51 | 91 | | | | | | | 44 | | |
| 2.4 i-VTEC 4WD (RE4) (118 kW) Eng.K24Z1 10/06-1/70 | | | | | | | | | | | | | | | | | | | | |
| 19-8194 | | -12/12 | F | | | | | | | 51 | 91 | | | | | | | 44 | | |
| 2.4 i-VTEC 4WD (RE7) (122 kW) Eng.K24Z1, K24Z4 9/09-1/70 | | | | | | | | | | | | | | | | | | | | |
| 19-7931 | | | F | | | | | | | 51 | 91 | | | | | | | 44 | | |
| 19-8194 | | -12/12 | F | | | | | | | 51 | 91 | | | | | | | 44 | | |

HONDA

| METELLI ref | Spare Parts | F/R | L/R | ABS | A | B | C | D | E | F | G | H | I | L | M | Fig | NOTE |
|--|-------------|-------------|-----|-----|---|---|---|----|----|---|---|---|---|---|---|-----|------|
| CR-V IV (RM_) 1/12-1/70 | | | | | | | | | | | | | | | | | |
| 1.6 i-DTEC (RE6) (88 kW) Eng.N16A1, N16A2 10/13-1/70 | | | | | | | | | | | | | | | | | |
| 19-7931 | | | F | | | | | 51 | 91 | | | | | | | 44 | |
| 19-8194 | | 01/14-12/14 | F | | | | | 51 | 91 | | | | | | | 44 | |
| 1.6 i-DTEC 4WD (118 kW) Eng.N16A4 2/15-1/70 | | | | | | | | | | | | | | | | | |
| 19-8194 | | | F | | | | | 51 | 91 | | | | | | | 44 | |
| 2.0 (110 kW) Eng.R20A 1/12-1/70 | | | | | | | | | | | | | | | | | |
| 19-8194 | | 01/13-12/14 | F | | | | | 51 | 91 | | | | | | | 44 | |
| 2.0 (RE5) (114 kW) Eng.R20A5, R20A6, R20A9 10/12-1/70 | | | | | | | | | | | | | | | | | |
| 19-7931 | | | F | | | | | 51 | 91 | | | | | | | 44 | |
| 19-8194 | | 01/13-12/14 | F | | | | | 51 | 91 | | | | | | | 44 | |
| 2.0 AWD (RE5) (114 kW) Eng.R20A6, R20A9 10/12-1/70 | | | | | | | | | | | | | | | | | |
| 19-7931 | | | F | | | | | 51 | 91 | | | | | | | 44 | |
| 19-8194 | | 01/13-12/14 | F | | | | | 51 | 91 | | | | | | | 44 | |
| 2.0 Flex (RE5) (114 kW) Eng.R20A1 1/13-1/70 | | | | | | | | | | | | | | | | | |
| 19-8194 | | -12/14 | F | | | | | 51 | 91 | | | | | | | 44 | |
| 2.2 i-DTEC AWD (RE6) (110 kW) Eng.N22B4 10/12-1/70 | | | | | | | | | | | | | | | | | |
| 19-7931 | | | F | | | | | 51 | 91 | | | | | | | 44 | |
| 19-8194 | | -12/14 | F | | | | | 51 | 91 | | | | | | | 44 | |
| 2.4 (136 kW) Eng.K24W9 1/15-1/70 | | | | | | | | | | | | | | | | | |
| 19-8194 | | | F | | | | | 51 | 91 | | | | | | | 44 | |
| 2.4 (138 kW) Eng.K24Z7 1/12-1/70 | | | | | | | | | | | | | | | | | |
| 19-8194 | | | F | | | | | 51 | 91 | | | | | | | 44 | |
| 2.4 4WD (136 kW) Eng.K24A1 1/12-1/70 | | | | | | | | | | | | | | | | | |
| 19-8194 | | | F | | | | | 51 | 91 | | | | | | | 44 | |
| 2.4 4WD (138 kW) Eng.K24Z7 9/12-1/70 | | | | | | | | | | | | | | | | | |
| 19-7931 | | | F | | | | | 51 | 91 | | | | | | | 44 | |

HONDA

| METELLI ref | Spare Parts | | F/R | L/R | | | ABS | A | B | C | D | E | F | G | H | I | L | M | Fig | NOTE | |
|---|-------------|--------|-----|-----|--|--|-----|---|---|----|----|-----|---|---|---|---|---|---|-----|------|------------------|
| 2.4 AWD (132 kW) Eng.K24Z6 1/12-1/70 | | | | | | | | | | | | | | | | | | | | | |
| 19-8194 | | | F | | | | | | | 51 | 91 | | | | | | | | 44 | | |
| 2.4 AWD (136 kW) Eng.K24W 1/15-1/70 | | | | | | | | | | | | | | | | | | | | | |
| 19-8194 | | | F | | | | | | | 51 | 91 | | | | | | | | 44 | | |
| 2.4 AWD (138 kW) Eng.K24W 9/15-1/70 | | | | | | | | | | | | | | | | | | | | | |
| 19-8194 | | | F | | | | | | | 51 | 91 | | | | | | | | 44 | | |
| 2.4 AWD (140 kW) Eng.K24Z9 1/12-1/70 | | | | | | | | | | | | | | | | | | | | | |
| 19-8194 | | | F | | | | | | | 51 | 91 | | | | | | | | 44 | | |
| CR-V V (RW_, RT_) 12/16-1/70 | | | | | | | | | | | | | | | | | | | | | |
| 2.4 (135 kW) Eng.K24W9 12/16-1/70 | | | | | | | | | | | | | | | | | | | | | |
| 19-8194 | | | F | | | | | | | 51 | 91 | | | | | | | | 44 | | |
| 2.4 AWD (135 kW) Eng.K24W9 12/16-1/70 | | | | | | | | | | | | | | | | | | | | | |
| 19-8194 | | | F | | | | | | | 51 | 91 | | | | | | | | 44 | | |
| CRX III (EH, EG) / Civic del Sol 3/92-12/98 | | | | | | | | | | | | | | | | | | | | | |
| 1.6 ESi (EH6) (92 kW) Eng.D16Y8 (11.95-), D16Z6 (03.92-) 3/92-12/98 | | | | | | | | | | | | | | | | | | | | | |
| 19-7084 | | -12/96 | F | | | | | | | 43 | 79 | | | | | | | | 38 | 41 | |
| 19-7598 | | -12/96 | R | | | | 50 | | | 30 | | 136 | | | | | | | 68 | | +ABS, Brake disc |
| 1.6 i VTi (EG2) (118 kW) Eng.B16A2 (03.92-), B16A3 3/92-12/98 | | | | | | | | | | | | | | | | | | | | | |
| 19-7084 | | -12/97 | F | | | | | | | 43 | 79 | | | | | | | | 38 | 41 | |
| 19-7598 | | -12/97 | R | | | | 50 | | | 30 | | 136 | | | | | | | 68 | | +ABS, Brake disc |
| FR-V (BE) / Edix 8/04-1/70 | | | | | | | | | | | | | | | | | | | | | |
| 1.7 (BE1) (92 kW) Eng.D17A2 8/04-1/70 | | | | | | | | | | | | | | | | | | | | | |
| 19-7665 | | -12/06 | F | | | | | | | 45 | 84 | | | | | | | | 42 | 40 | |
| 1.8 (BE1) (103 kW) Eng.R18A1 1/07-1/70 | | | | | | | | | | | | | | | | | | | | | |
| 19-7665 | | -12/09 | F | | | | | | | 45 | 84 | | | | | | | | 42 | 40 | |

HONDA

| METELLI ref | Spare Parts | | F/R | L/R | | | ABS | A | B | C | D | E | F | G | H | I | L | M | Fig | NOTE |
|---|-------------|-------------|-----|-----|--|--|-----|---|---|----|----|---|---|---|---|----|----|----|-----|------|
| 2.0 (114 kW) Eng.K20A9 8/04-9/06 | | | | | | | | | | | | | | | | | | | | |
| 19-7665 | | | F | | | | | | | 45 | 84 | | | | | 42 | 40 | | | |
| 2.0 (BE3) (110 kW) Eng.K20A9 2/05-1/70 | | | | | | | | | | | | | | | | | | | | |
| 19-7665 | | -12/06 | F | | | | | | | 45 | 84 | | | | | 42 | 40 | | | |
| 2.2 i CTDi (BE5) (103 kW) Eng.N22A1 7/05-1/70 | | | | | | | | | | | | | | | | | | | | |
| 19-7668 | | 01/06-12/09 | F | | | | | | | 48 | 86 | | | | | 40 | 42 | | | |
| HR-V I (GH) 3/99-1/70 | | | | | | | | | | | | | | | | | | | | |
| 1.6 16V (GH1, GH3) (77 kW) Eng.D16W1 3/99-1/70 | | | | | | | | | | | | | | | | | | | | |
| 19-7084 | | -12/05 | F | | | | | | | 43 | 79 | | | | | 38 | 41 | | | |
| 1.6 16V 4WD (GH2, GH4) (77 kW) Eng.D16W1 3/99-1/70 | | | | | | | | | | | | | | | | | | | | |
| 19-7084 | | -12/05 | F | | | | | | | 43 | 79 | | | | | 38 | 41 | | | |
| 1.6 16V 4WD (GH2, GH4) (91 kW) Eng.D16W5 10/99-9/05 | | | | | | | | | | | | | | | | | | | | |
| 19-7084 | | | F | | | | | | | 43 | 79 | | | | | 38 | 41 | | | |
| HR-V II (RU) 11/14-1/70 | | | | | | | | | | | | | | | | | | | | |
| 1.5 (88 kW) Eng.- 1/15-1/70 | | | | | | | | | | | | | | | | | | | | |
| 19-8194 | | -12/15 | F | | | | | | | 51 | 91 | | | | | | | 44 | | |
| 1.5 (RU1) (96 kW) Eng.L15B4, L15BY 8/15-1/70 | | | | | | | | | | | | | | | | | | | | |
| 19-8194 | | -12/15 | F | | | | | | | 51 | 91 | | | | | | | 44 | | |
| 1.6 i-DTEC (RU8) (88 kW) Eng.N16A3 8/15-1/70 | | | | | | | | | | | | | | | | | | | | |
| 19-8194 | | -12/15 | F | | | | | | | 51 | 91 | | | | | | | 44 | | |
| 1.8 (104 kW) Eng.R18ZF, R18ZG 11/14-1/70 | | | | | | | | | | | | | | | | | | | | |
| 19-8194 | | -12/15 | F | | | | | | | 51 | 91 | | | | | | | 44 | | |
| Insight II (ZE_) 4/09-1/70 | | | | | | | | | | | | | | | | | | | | |
| 1.3 Hybrid (ZE2) (73 kW) Eng.LDA3 4/09-1/70 | | | | | | | | | | | | | | | | | | | | |
| 19-8196 | | 01/10-12/14 | F | | | | | | | 38 | 74 | | | | | | | 40 | | |

HONDA

| METELLI ref | Spare Parts | | F/R | L/R | | ABS | A | B | C | D | E | F | G | H | I | L | M | Fig | NOTE |
|---|-------------|-------------|-----|-----|--|-----|---|----|----|----|-------|---|---|---|---|----|---|-----|------|
| 1.3 Hybrid (ZE28, ZE2) (65 kW) Eng.LDA3 4/09-1/70 | | | | | | | | | | | | | | | | | | | |
| 19-8196 | | 01/10-12/14 | F | | | | | | 38 | 74 | | | | | | 40 | | | |
| Jazz III (GD_, GE3, GE2) / Fit 3/02-10/08 | | | | | | | | | | | | | | | | | | | |
| 1.2 i-DSI (GD5, GE2) (57 kW) Eng.L12A1, L12A4 3/02-7/08 | | | | | | | | | | | | | | | | | | | |
| 19-7652 | | | F | | | | | | 38 | 73 | | | | | | 40 | | | +ABS |
| 19-7781 | | | R | | | | | 36 | | | 133,7 | | | | | | | | +ABS |
| 1.3 (GD1) (61 kW) Eng.L13A1 3/02-7/08 | | | | | | | | | | | | | | | | | | | |
| 19-7652 | | | F | | | | | | 38 | 73 | | | | | | 40 | | | +ABS |
| 19-7781 | | | R | | | | | 36 | | | 133,7 | | | | | | | | +ABS |
| 1.3 iDSi (63 kW) Eng.L13A1 3/02-9/07 | | | | | | | | | | | | | | | | | | | |
| 19-7652 | | | F | | | | | | 38 | 73 | | | | | | 40 | | | |
| 19-7652 | | | F | | | | | | 38 | 73 | | | | | | 40 | | | |
| 1.4 iDSi (GE3) (61 kW) Eng.L13A5, L13A6 12/06-10/08 | | | | | | | | | | | | | | | | | | | |
| 19-7652 | | | F | | | | | | 38 | 73 | | | | | | 40 | | | |
| 19-7781 | | | R | | | | | 36 | | | 133,7 | | | | | | | | |
| Jazz IV (GE_, GG_, GP_) / Fit 10/07-1/70 | | | | | | | | | | | | | | | | | | | |
| 1.2 (66 kW) Eng.L12B1 7/08-1/70 | | | | | | | | | | | | | | | | | | | |
| 19-8196 | | 01/09-12/15 | F | | | | | | 38 | 74 | | | | | | 40 | | | |
| 1.3 HYBRID (GP1) (65 kW) Eng.LDA3 4/11-1/70 | | | | | | | | | | | | | | | | | | | |
| 19-8196 | | 01/12-12/15 | F | | | | | | 38 | 74 | | | | | | 40 | | | |
| 1.3 i (73 kW) Eng.L13Z1, L13Z2 7/08-1/70 | | | | | | | | | | | | | | | | | | | |
| 19-8196 | | 01/09-12/15 | F | | | | | | 38 | 74 | | | | | | 40 | | | |
| 1.4 (74 kW) Eng.L13Z1 11/08-1/70 | | | | | | | | | | | | | | | | | | | |
| 19-8196 | | 01/09-12/15 | F | | | | | | 38 | 74 | | | | | | 40 | | | |

HONDA

| METELLI ref | Spare Parts | | F/R | L/R | | | ABS | A | B | C | D | E | F | G | H | I | L | M | Fig | NOTE |
|---|-------------|-------------|-----|-----|--|--|-----|---|---|----|----|---|---|---|---|----|----|----|-----|---------|
| 1.5 i-VTEC (88 kW) Eng.L15-A7 7/08-6/14 | | | | | | | | | | | | | | | | | | | | |
| 19-8196 | | 01/09- | F | | | | | | | 38 | 74 | | | | | | | 40 | | |
| Jazz V (GK_) / Fit 9/13-1/70 | | | | | | | | | | | | | | | | | | | | |
| 1.3 (75 kW) Eng.L13B, L13B2 9/15-1/70 | | | | | | | | | | | | | | | | | | | | |
| 19-8196 | | 01/16- | F | | | | | | | 38 | 74 | | | | | | | 40 | | |
| Prelude II (AB) 1/83-12/87 | | | | | | | | | | | | | | | | | | | | |
| 1.8 EX (74 kW) Eng.ET3, ET4 (11.85-04.87) 11/85-4/87 | | | | | | | | | | | | | | | | | | | | |
| 19-7077 | | 01/86-12/86 | F | | | | | | | 40 | 76 | | | | | 38 | 41 | | | Eng. FI |
| 1.8 EX (77 kW) Eng.ET2 (11.83-04.87), ET3 11/83-4/87 | | | | | | | | | | | | | | | | | | | | |
| 19-7077 | | 01/86-12/86 | F | | | | | | | 40 | 76 | | | | | 38 | 41 | | | Eng. FI |
| Prelude V (BB_) 10/96-10/00 | | | | | | | | | | | | | | | | | | | | |
| 2.0 16V (BB9) (98 kW) Eng.F20A4 (10.96-.) 10/96-10/00 | | | | | | | | | | | | | | | | | | | | |
| 19-7669 | | 01/97- | F | | | | | | | 45 | 84 | | | | | 40 | 42 | | | |
| 2.2 16V (BB6, BB8) (136 kW) Eng.H22A2, H22A5 (10.96-.) 10/96-10/00 | | | | | | | | | | | | | | | | | | | | |
| 19-7669 | | 01/97- | F | | | | | | | 45 | 84 | | | | | 40 | 42 | | | |
| 2.2 16V (BB6) (147 kW) Eng.H22A4, H22A5 (10.96-.), H22A6, H22A8, H22Z1 10/96-12/01 | | | | | | | | | | | | | | | | | | | | |
| 19-7669 | | 01/97- | F | | | | | | | 45 | 84 | | | | | 40 | 42 | | | |
| S2000 (AP) 3/99-1/70 | | | | | | | | | | | | | | | | | | | | |
| 2.0 (AP1) (177 kW) Eng.F20C VTEC 6/99-1/70 | | | | | | | | | | | | | | | | | | | | |
| 19-7669 | | 01/00-12/09 | R | | | | | | | 45 | 84 | | | | | 40 | 42 | | | |
| 2.0 Vtec (170 kW) Eng.F20C1 3/99-10/03 | | | | | | | | | | | | | | | | | | | | |
| 19-7669 | | | F/R | | | | | | | 45 | 84 | | | | | 40 | 42 | | | |

HONDA

| METELLI ref | Spare Parts | | F/R | L/R | | | ABS | A | B | C | D | E | F | G | H | I | L | M | Fig | NOTE |
|--|-------------|--------|-----|-----|--|--|-----|---|---|----|----|---|---|---|---|---|----|----|-----|------|
| Stream (RN) 5/01-1/70 | | | | | | | | | | | | | | | | | | | | |
| 1.7 16V (RN1) (92 kW) Eng.D17A2, D17A5 5/01-9/06 | | | | | | | | | | | | | | | | | | | | |
| 19-7669 | | -12/05 | F | | | | | | | 45 | 84 | | | | | | 40 | 42 | | |
| 2.0 16V (RN3) (115 kW) Eng.K20A1, K20A5 5/01-9/06 | | | | | | | | | | | | | | | | | | | | |
| 19-7669 | | -12/05 | F | | | | | | | 45 | 84 | | | | | | 40 | 42 | | |

HYUNDAI

Accent I (X-3) / Verna / Pony / Excel 10/94-1/00

1.3 (44 kW) Eng.G4CH, G4EH 10/94-1/00

| | | | | | | | | | | | | | | | | | | | | |
|---------|--|--------|---|--|--|--|--|--|--|-------|----|-----|--|--|--|--|-------|--|--|------|
| 19-7068 | | -12/99 | F | | | | | | | 38,17 | 65 | | | | | | 21,12 | | | |
| 19-7625 | | -05/96 | R | | | | | | | 28 | | 139 | | | | | 64,5 | | | -ABS |
| 19-7797 | | 06/96- | R | | | | | | | 28 | | 139 | | | | | 64,4 | | | -ABS |

1.3 (55 kW) Eng.G4DH, G4EH 10/94-1/00

| | | | | | | | | | | | | | | | | | | | | |
|---------|--|--------|---|--|--|--|--|--|--|-------|----|-----|--|--|--|--|-------|--|--|------|
| 19-7068 | | -12/99 | F | | | | | | | 38,17 | 65 | | | | | | 21,12 | | | |
| 19-7625 | | -05/96 | R | | | | | | | 28 | | 139 | | | | | 64,5 | | | -ABS |
| 19-7797 | | 06/96- | R | | | | | | | 28 | | 139 | | | | | 64,4 | | | -ABS |

1.3 i 12V (62 kW) Eng.G4EH 10/94-1/00

| | | | | | | | | | | | | | | | | | | | | |
|---------|--|--------|---|--|--|--|--|--|--|-------|----|-----|--|--|--|--|-------|--|--|------|
| 19-7068 | | -12/99 | F | | | | | | | 38,17 | 65 | | | | | | 21,12 | | | |
| 19-7625 | | -05/96 | R | | | | | | | 28 | | 139 | | | | | 64,5 | | | -ABS |
| 19-7797 | | 06/96- | R | | | | | | | 28 | | 139 | | | | | 64,4 | | | -ABS |

1.5 i 12V (65 kW) Eng.G4EK 10/94-1/00

| | | | | | | | | | | | | | | | | | | | | |
|---------|--|--------|---|--|--|--|--|--|--|-------|----|-----|--|--|--|--|-------|--|--|------|
| 19-7068 | | -12/99 | F | | | | | | | 38,17 | 65 | | | | | | 21,12 | | | |
| 19-7625 | | -05/96 | R | | | | | | | 28 | | 139 | | | | | 64,5 | | | -ABS |
| 19-7797 | | 06/96- | R | | | | | | | 28 | | 139 | | | | | 64,4 | | | -ABS |

1.5 i 16V (73 kW) Eng.G4FK 12/95-1/00

| | | | | | | | | | | | | | | | | | | | | |
|---------|--|--------|---|--|--|--|--|--|--|-------|----|-----|--|--|--|--|-------|--|--|------|
| 19-7068 | | -12/99 | F | | | | | | | 38,17 | 65 | | | | | | 21,12 | | | |
| 19-7625 | | -05/96 | R | | | | | | | 28 | | 139 | | | | | 64,5 | | | -ABS |

HYUNDAI

| METELLI ref | Spare Parts | | F/R | L/R | | | ABS | A | B | C | D | E | F | G | H | I | L | M | Fig | NOTE |
|--|-------------|--------|-----|-----|--|--|-----|---|---|-------|----|-----|---|---|---|---|-------|---|-----|------|
| 19-7797 | | 06/96- | R | | | | | | | 28 | | 139 | | | | | 64,4 | | | -ABS |
| Accent I Sedan (X-3)/ Verna/ Pony/ Excel 10/94-1/00 | | | | | | | | | | | | | | | | | | | | |
| 1.3 (44 kW) Eng.G4CH, G4EH 10/94-1/00 | | | | | | | | | | | | | | | | | | | | |
| 19-7068 | | -12/99 | F | | | | | | | 38,17 | 65 | | | | | | 21,12 | | | |
| 19-7625 | | -05/96 | R | | | | | | | 28 | | 139 | | | | | 64,5 | | | -ABS |
| 19-7797 | | 06/96- | R | | | | | | | 28 | | 139 | | | | | 64,4 | | | -ABS |
| 1.3 (55 kW) Eng.G4DH, G4EH 10/94-1/00 | | | | | | | | | | | | | | | | | | | | |
| 19-7068 | | -12/99 | F | | | | | | | 38,17 | 65 | | | | | | 21,12 | | | |
| 19-7625 | | -05/96 | R | | | | | | | 28 | | 139 | | | | | 64,5 | | | -ABS |
| 19-7797 | | 06/96- | R | | | | | | | 28 | | 139 | | | | | 64,4 | | | -ABS |
| 1.3 i 12V (62 kW) Eng.G4EH 10/94-1/00 | | | | | | | | | | | | | | | | | | | | |
| 19-7068 | | -12/99 | F | | | | | | | 38,17 | 65 | | | | | | 21,12 | | | |
| 19-7625 | | -05/96 | R | | | | | | | 28 | | 139 | | | | | 64,5 | | | -ABS |
| 19-7797 | | 06/96- | R | | | | | | | 28 | | 139 | | | | | 64,4 | | | -ABS |
| 1.5 (63 kW) Eng.G4EK 10/94-7/99 | | | | | | | | | | | | | | | | | | | | |
| 19-7068 | | | F | | | | | | | 38,17 | 65 | | | | | | 21,12 | | | |
| 1.5 i 12V (65 kW) Eng.G4EK 10/94-1/00 | | | | | | | | | | | | | | | | | | | | |
| 19-7068 | | -12/99 | F | | | | | | | 38,17 | 65 | | | | | | 21,12 | | | |
| 19-7625 | | -05/96 | R | | | | | | | 28 | | 139 | | | | | 64,5 | | | -ABS |
| 19-7797 | | 06/96- | R | | | | | | | 28 | | 139 | | | | | 64,4 | | | -ABS |
| 1.5 i 16V (73 kW) Eng.G4FK 10/95-1/00 | | | | | | | | | | | | | | | | | | | | |
| 19-7068 | | -12/99 | F | | | | | | | 38,17 | 65 | | | | | | 21,12 | | | |
| 19-7625 | | -05/96 | R | | | | | | | 28 | | 139 | | | | | 64,5 | | | -ABS |
| 19-7797 | | 06/96- | R | | | | | | | 28 | | 139 | | | | | 64,4 | | | -ABS |
| Accent II (LC) / Verna / Excel 9/99-7/06 | | | | | | | | | | | | | | | | | | | | |
| 1.3 (55 kW) Eng.G4EA 1/00-11/05 | | | | | | | | | | | | | | | | | | | | |
| 19-7674 | | | F | | | | | | | 38 | 70 | | | | | | 37 | | | |

HYUNDAI

| METELLI ref | Spare Parts | | F/R | L/R | | | ABS | A | B | C | D | E | F | G | H | I | L | M | Fig | NOTE |
|--|-------------|--|-----|-----|--|--|-----|---|---|----|----|-----|---|---|---|---|---|------|-----|------|
| 1.3 (61 kW) Eng.G4EA 1/00-11/05 | | | | | | | | | | | | | | | | | | | | |
| 19-7674 | | | F | | | | | | | 38 | 70 | | | | | | | 37 | | |
| 1.3 (62 kW) Eng.G4EA 8/02-11/05 | | | | | | | | | | | | | | | | | | | | |
| 19-7674 | | | F | | | | | | | 38 | 70 | | | | | | | 37 | | |
| 19-7794 | | | R | | | | | | | 28 | | 140 | | | | | | 64,4 | | -ABS |
| 1.3 (63 kW) Eng.G4EA 1/00-11/05 | | | | | | | | | | | | | | | | | | | | |
| 19-7674 | | | F | | | | | | | 38 | 70 | | | | | | | 37 | | |
| 19-7794 | | | R | | | | | | | 28 | | 140 | | | | | | 64,4 | | -ABS |
| 1.5 (66 kW) Eng.G4EB 1/00-11/05 | | | | | | | | | | | | | | | | | | | | |
| 19-7674 | | | F | | | | | | | 38 | 70 | | | | | | | 37 | | |
| 19-7794 | | | R | | | | | | | 28 | | 140 | | | | | | 64,4 | | -ABS |
| 1.5 (75 kW) Eng.G4EC-G 9/00-11/05 | | | | | | | | | | | | | | | | | | | | |
| 19-7674 | | | F | | | | | | | 38 | 70 | | | | | | | 37 | | |
| 19-7794 | | | R | | | | | | | 28 | | 140 | | | | | | 64,4 | | -ABS |
| 1.5 CRDi (60 kW) Eng.D3DA, D3EA 4/02-11/05 | | | | | | | | | | | | | | | | | | | | |
| 19-7674 | | | F | | | | | | | 38 | 70 | | | | | | | 37 | | |
| 19-7794 | | | R | | | | | | | 28 | | 140 | | | | | | 64,4 | | -ABS |
| 1.6 (77 kW) Eng.G4ED 12/02-11/05 | | | | | | | | | | | | | | | | | | | | |
| 19-7674 | | | F | | | | | | | 38 | 70 | | | | | | | 37 | | |
| 19-7794 | | | R | | | | | | | 28 | | 140 | | | | | | 64,4 | | -ABS |
| Accent II Sedan (LC) / Verna 9/99-12/06 | | | | | | | | | | | | | | | | | | | | |
| 1.3 (55 kW) Eng.G4EA 1/00-11/05 | | | | | | | | | | | | | | | | | | | | |
| 19-7674 | | | F | | | | | | | 38 | 70 | | | | | | | 37 | | |
| 19-7794 | | | R | | | | | | | 28 | | 140 | | | | | | 64,4 | | -ABS |
| 1.3 (63 kW) Eng.G4EA 1/00-11/05 | | | | | | | | | | | | | | | | | | | | |
| 19-7674 | | | F | | | | | | | 38 | 70 | | | | | | | 37 | | |
| 19-7794 | | | R | | | | | | | 28 | | 140 | | | | | | 64,4 | | -ABS |

HYUNDAI

| METELLI ref | Spare Parts | F/R | L/R | ABS | A | B | C | D | E | F | G | H | I | L | M | Fig | NOTE |
|--|-------------|-----|-----|-----|---|----|----|----|-----|---|---|---|---|------|---|-----|------|
| 1.5 (66 kW) Eng.G4EB 1/00-11/05 | | | | | | | | | | | | | | | | | |
| 19-7674 | | F | | | | | 38 | 70 | | | | | | 37 | | | |
| 19-7794 | | R | | | | | 28 | | 140 | | | | | 64,4 | | | -ABS |
| 1.5 (75 kW) Eng.G4FK 9/99-10/02 | | | | | | | | | | | | | | | | | |
| 19-7674 | | F | | | | | 38 | 70 | | | | | | 37 | | | |
| 1.5 CRDi (60 kW) Eng.D3DA, D3EA 1/02-11/05 | | | | | | | | | | | | | | | | | |
| 19-7674 | | F | | | | | 38 | 70 | | | | | | 37 | | | |
| 19-7794 | | R | | | | | 28 | | 140 | | | | | 64,4 | | | -ABS |
| 1.6 (77 kW) Eng.G4ED 12/02-11/05 | | | | | | | | | | | | | | | | | |
| 19-7674 | | F | | | | | 38 | 70 | | | | | | 37 | | | |
| 19-7794 | | R | | | | | 28 | | 140 | | | | | 64,4 | | | -ABS |
| Accent III (MC) 11/05-11/10 | | | | | | | | | | | | | | | | | |
| 1.4 GL (71 kW) Eng.G4EE 11/05-11/10 | | | | | | | | | | | | | | | | | |
| 19-7674 | | F | | | | | 38 | 70 | | | | | | 37 | | | |
| 19-7806 | | R | | | | | | | 140 | | | | | 107 | | | -ABS |
| 19-7807 | | R | | | | 20 | | | 140 | | | | | 108 | | | +ABS |
| 1.5 CRDi GLS (81 kW) Eng.D4FA 11/05-11/10 | | | | | | | | | | | | | | | | | |
| 19-7674 | | F | | | | | 38 | 70 | | | | | | 37 | | | |
| 19-7806 | | R | | | | | | | 140 | | | | | 107 | | | -ABS |
| 19-7807 | | R | | | | 20 | | | 140 | | | | | 108 | | | +ABS |
| 1.6 GLS (82 kW) Eng.G4ED 11/05-11/10 | | | | | | | | | | | | | | | | | |
| 19-7674 | | F | | | | | 38 | 70 | | | | | | 37 | | | |
| 19-7806 | | R | | | | | | | 140 | | | | | 107 | | | -ABS |
| 19-7807 | | R | | | | 20 | | | 140 | | | | | 108 | | | +ABS |
| Accent III Sedan (MC) 11/05-12/12 | | | | | | | | | | | | | | | | | |
| 1.4 GL (71 kW) Eng.G4EE 11/05-11/10 | | | | | | | | | | | | | | | | | |
| 19-7674 | | F | | | | | 38 | 70 | | | | | | 37 | | | |

HYUNDAI

| METELLI ref | Spare Parts | | F/R | L/R | | ABS | A | B | C | D | E | F | G | H | I | L | M | Fig | NOTE |
|---|-------------|--------|-----|-----|--|-----|---|----|----|----|-------|---|---|---|---|-----|---|-----|--------------------|
| 19-7806 | | | R | | | | | | | | 140 | | | | | 107 | | | -ABS |
| 19-7807 | | | R | | | | | 20 | | | 140 | | | | | 108 | | | +ABS |
| 1.5 (75 kW) Eng.G4EK 1/08-12/12 | | | | | | | | | | | | | | | | | | | |
| 19-7674 | | | F | | | | | | 38 | 70 | | | | | | 37 | | | |
| 1.5 CRDi GLS (81 kW) Eng.D4FA 11/05-11/10 | | | | | | | | | | | | | | | | | | | |
| 19-7674 | | | F | | | | | | 38 | 70 | | | | | | 37 | | | |
| 19-7806 | | | R | | | | | | | | 140 | | | | | 107 | | | -ABS |
| 19-7807 | | | R | | | | | 20 | | | 140 | | | | | 108 | | | +ABS |
| 1.6 GLS (82 kW) Eng.G4ED 11/05-11/10 | | | | | | | | | | | | | | | | | | | |
| 19-7674 | | | F | | | | | | 38 | 70 | | | | | | 37 | | | |
| 19-7806 | | | R | | | | | | | | 140 | | | | | 107 | | | -ABS |
| 19-7807 | | | R | | | | | 20 | | | 140 | | | | | 108 | | | +ABS |
| Accent IV (RB) / Solaris 11/10-1/70 | | | | | | | | | | | | | | | | | | | |
| 1.4 (73 kW) Eng.G4LC 4/15-1/70 | | | | | | | | | | | | | | | | | | | |
| 19-8147 | | | R | | | 48 | | | | | 132,1 | | | | | 92 | | | |
| 19-8156 | | | F | | | | | | 38 | 72 | | | | | | 37 | | | +ABS |
| 19-8157 | | | F | | | | | | 38 | 70 | | | | | | 37 | | | |
| 1.4 (74 kW) Eng.G4LC 9/15-1/70 | | | | | | | | | | | | | | | | | | | |
| 19-8147 | | | R | | | 48 | | | | | 132,1 | | | | | 92 | | | |
| 19-8156 | | | F | | | | | | 38 | 72 | | | | | | 37 | | | +ABS |
| 19-8157 | | | F | | | | | | 38 | 70 | | | | | | 37 | | | |
| 1.4 (79 kW) Eng.G4FA 11/10-1/70 | | | | | | | | | | | | | | | | | | | |
| 19-8147 | | | R | | | 48 | | | | | 132,1 | | | | | 92 | | | |
| 19-8156 | | 12/13- | F | | | | | | 38 | 72 | | | | | | 37 | | | Mod. Solaris, +ABS |
| 19-8157 | | | F | | | | | | 38 | 70 | | | | | | 37 | | | |
| 1.6 (90 kW) Eng.G4FC 12/10-1/70 | | | | | | | | | | | | | | | | | | | |
| 19-8147 | | | R | | | 48 | | | | | 132,1 | | | | | 92 | | | |
| 19-8156 | | 12/13- | F | | | | | | 38 | 72 | | | | | | 37 | | | Mod. Solaris, +ABS |

HYUNDAI

| METELLI ref | Spare Parts | | F/R | L/R | | ABS | A | B | C | D | E | F | G | H | I | L | M | Fig | NOTE |
|---|-------------|--------|-----|-----|--|-----|---|---|----|----|-------|---|---|---|---|----|---|-----|--------------------|
| 19-8157 | | | F | | | | | | 38 | 70 | | | | | | 37 | | | |
| 1.6 (91 kW) Eng.G4FC 11/10-1/70 | | | | | | | | | | | | | | | | | | | |
| 19-8147 | | | R | | | 48 | | | | | 132,1 | | | | | 92 | | | |
| 19-8156 | | 12/13- | F | | | | | | 38 | 72 | | | | | | 37 | | | Mod. Solaris, +ABS |
| 19-8157 | | | F | | | | | | 38 | 70 | | | | | | 37 | | | |
| 1.6 CRDi (94 kW) Eng.D4FB 7/11-1/70 | | | | | | | | | | | | | | | | | | | |
| 19-8147 | | | R | | | 48 | | | | | 132,1 | | | | | 92 | | | |
| 19-8157 | | | F | | | | | | 38 | 70 | | | | | | 37 | | | |
| 1.6 CRDi (100 kW) Eng.D4FB 2/15-1/70 | | | | | | | | | | | | | | | | | | | |
| 19-8147 | | | R | | | 48 | | | | | 132,1 | | | | | 92 | | | |
| 19-8157 | | | F | | | | | | 38 | 70 | | | | | | 37 | | | |
| 1.6 GDI (103 kW) Eng.G4FD 9/11-1/70 | | | | | | | | | | | | | | | | | | | |
| 19-8147 | | | R | | | 48 | | | | | 132,1 | | | | | 92 | | | |
| 19-8156 | | 12/13- | F | | | | | | 38 | 72 | | | | | | 37 | | | Mod. Solaris, +ABS |
| 19-8157 | | | F | | | | | | 38 | 70 | | | | | | 37 | | | |
| Accent IV Sedan (RB) / Accent i25 / Solaris 11/10-1/70 | | | | | | | | | | | | | | | | | | | |
| 1.4 (74 kW) Eng.G4LC 11/10-1/70 | | | | | | | | | | | | | | | | | | | |
| 19-8147 | | | R | | | 48 | | | | | 132,1 | | | | | 92 | | | |
| 19-8156 | | 12/13- | F | | | | | | 38 | 72 | | | | | | 37 | | | Mod. Solaris, +ABS |
| 19-8157 | | | F | | | | | | 38 | 70 | | | | | | 37 | | | |
| 1.4 (80 kW) Eng.G4FA 11/10-12/17 | | | | | | | | | | | | | | | | | | | |
| 19-8147 | | | R | | | 48 | | | | | 132,1 | | | | | 92 | | | |
| 19-8156 | | 12/13- | F | | | | | | 38 | 72 | | | | | | 37 | | | Mod. Solaris, +ABS |
| 19-8157 | | | F | | | | | | 38 | 70 | | | | | | 37 | | | |
| 1.6 (90 kW) Eng.G4FC 11/10-1/70 | | | | | | | | | | | | | | | | | | | |
| 19-8147 | | | R | | | 48 | | | | | 132,1 | | | | | 92 | | | |
| 19-8156 | | 12/13- | F | | | | | | 38 | 72 | | | | | | 37 | | | Mod. Solaris, +ABS |
| 19-8157 | | | F | | | | | | 38 | 70 | | | | | | 37 | | | |

HYUNDAI

| METELLI ref | Spare Parts | | F/R | L/R | | ABS | A | B | C | D | E | F | G | H | I | L | M | Fig | NOTE |
|---|-------------|-------------|-----|-----|--|-----|---|---|-------|------|-------|---|---|---|------|-------|---|-----|--------------------|
| 1.6 (91 kW) Eng.G4FC 11/10-1/70 | | | | | | | | | | | | | | | | | | | |
| 19-8147 | | | R | | | 48 | | | | | 132,1 | | | | | 92 | | | |
| 19-8156 | | 12/13- | F | | | | | | 38 | 72 | | | | | | 37 | | | Mod. Solaris, +ABS |
| 19-8157 | | | F | | | | | | 38 | 70 | | | | | | 37 | | | |
| 1.6 CRDi (94 kW) Eng.D4FB 11/10-12/17 | | | | | | | | | | | | | | | | | | | |
| 19-8147 | | | R | | | 48 | | | | | 132,1 | | | | | 92 | | | |
| 19-8157 | | | F | | | | | | 38 | 70 | | | | | | 37 | | | |
| 1.6 CRDI (100 kW) Eng.D4FB 4/11-1/70 | | | | | | | | | | | | | | | | | | | |
| 19-8147 | | | R | | | 48 | | | | | 132,1 | | | | | 92 | | | |
| 1.6 GDI (103 kW) Eng.G4FD 11/10-1/70 | | | | | | | | | | | | | | | | | | | |
| 19-8147 | | | R | | | 48 | | | | | 132,1 | | | | | 92 | | | |
| 19-8156 | | 12/13- | F | | | | | | 38 | 72 | | | | | | 37 | | | Mod. Solaris, +ABS |
| 19-8157 | | | F | | | | | | 38 | 70 | | | | | | 37 | | | |
| Atos (MX)/ Amica/ Atoz 2/98-12/10 | | | | | | | | | | | | | | | | | | | |
| 1.0 i (40 kW) Eng.G4HC 2/98-12/00 | | | | | | | | | | | | | | | | | | | |
| 19-7062 | | | R | | | | | | 17,5 | 50,3 | | | | | 14,2 | 14,7 | | | |
| 19-7068 | | | F | | | | | | 38,17 | 65 | | | | | | 21,12 | | | |
| 1.0 i (43 kW) Eng.G4HC 3/01-7/03 | | | | | | | | | | | | | | | | | | | |
| 19-7674 | | | F | | | | | | 38 | 70 | | | | | | 37 | | | |
| 1.1 (43 kW) Eng.G4HD 8/03-12/08 | | | | | | | | | | | | | | | | | | | |
| 19-7674 | | 06/05-01/08 | F | | | | | | 38 | 70 | | | | | | 37 | | | |
| 1.1 (45 kW) Eng.G4HG 6/03-12/10 | | | | | | | | | | | | | | | | | | | |
| 19-7674 | | 06/05-01/08 | F | | | | | | 38 | 70 | | | | | | 37 | | | |
| 1.1 (46 kW) Eng.G4HG 8/03-12/08 | | | | | | | | | | | | | | | | | | | |
| 19-7674 | | 06/05-01/08 | F | | | | | | 38 | 70 | | | | | | 37 | | | |

HYUNDAI

| METELLI ref | Spare Parts | | F/R | L/R | | | ABS | A | B | C | D | E | F | G | H | I | L | M | Fig | NOTE |
|--|-------------|--------|-----|-----|--|--|-----|---|---|----|----|-----|---|---|---|---|---|------|-----|------|
| Coupe I (RD) / Tiburon 7/96-4/02 | | | | | | | | | | | | | | | | | | | | |
| 1.6 16V (85 kW) Eng.G4GR 3/98-4/02 | | | | | | | | | | | | | | | | | | | | |
| 19-7674 | | -08/01 | F | | | | | | | 38 | 70 | | | | | | | 37 | | |
| 19-7676 | | 09/01- | F | | | | | | | 39 | 74 | | | | | | | 36 | | |
| 19-7797 | | -12/00 | R | | | | | | | 28 | | 139 | | | | | | 64,4 | | -ABS |
| 19-7804 | | 09/98- | R | | | | 44 | | | 28 | | 139 | | | | | | 65 | | +ABS |
| 1.6 i 16V (84 kW) Eng.G4GR 12/96-4/02 | | | | | | | | | | | | | | | | | | | | |
| 19-7674 | | -08/01 | F | | | | | | | 38 | 70 | | | | | | | 37 | | |
| 19-7676 | | 09/01- | F | | | | | | | 39 | 74 | | | | | | | 36 | | |
| 19-7797 | | -12/00 | R | | | | | | | 28 | | 139 | | | | | | 64,4 | | -ABS |
| 19-7804 | | 09/98- | R | | | | 44 | | | 28 | | 139 | | | | | | 65 | | +ABS |
| 2.0 (101 kW) Eng.G4DF 8/99-1/02 | | | | | | | | | | | | | | | | | | | | |
| 19-7674 | | -08/01 | F | | | | | | | 38 | 70 | | | | | | | 37 | | |
| 19-7676 | | 09/01- | F | | | | | | | 39 | 74 | | | | | | | 36 | | |
| 19-7804 | | | R | | | | 44 | | | 28 | | 139 | | | | | | 65 | | +ABS |
| 2.0 16V (99 kW) Eng.G4DF 3/01-4/02 | | | | | | | | | | | | | | | | | | | | |
| 19-7674 | | -08/01 | F | | | | | | | 38 | 70 | | | | | | | 37 | | |
| 19-7676 | | 09/01- | F | | | | | | | 39 | 74 | | | | | | | 36 | | |
| 19-7804 | | | R | | | | 44 | | | 28 | | 139 | | | | | | 65 | | +ABS |
| 2.0 16V (102 kW) Eng.G4DF, G4GF (08.96-.) 8/96-4/02 | | | | | | | | | | | | | | | | | | | | |
| 19-7674 | | -08/01 | F | | | | | | | 38 | 70 | | | | | | | 37 | | |
| 19-7676 | | 09/01- | F | | | | | | | 39 | 74 | | | | | | | 36 | | |
| 19-7797 | | -12/00 | R | | | | | | | 28 | | 139 | | | | | | 64,4 | | -ABS |
| 19-7804 | | 09/98- | R | | | | 44 | | | 28 | | 139 | | | | | | 65 | | +ABS |
| Coupe II (GK) 1/01-8/09 | | | | | | | | | | | | | | | | | | | | |
| 1.6 16V (77 kW) Eng.G4ED 3/02-8/09 | | | | | | | | | | | | | | | | | | | | |
| 19-7676 | | -10/08 | F | | | | | | | 39 | 74 | | | | | | | 36 | | |

HYUNDAI

| METELLI ref | Spare Parts | F/R | L/R | ABS | A | B | C | D | E | F | G | H | I | L | M | Fig | NOTE |
|--|-------------|-----|-----|-----|---|---|----|----|---|---|---|---|---|----|---|-----|------|
| 1.6 (82 kW) Eng.G4GA 9/03-7/06 | | | | | | | | | | | | | | | | | |
| 19-7676 | | F | | | | | 39 | 74 | | | | | | 36 | | | |
| 1.8 (79 kW) Eng.G4BB 6/00-7/03 | | | | | | | | | | | | | | | | | |
| 19-7676 | | F | | | | | 39 | 74 | | | | | | 36 | | | |
| 1.8 (97 kW) Eng.G4BB, G4GB 6/00-7/06 | | | | | | | | | | | | | | | | | |
| 19-7676 | | F | | | | | 39 | 74 | | | | | | 36 | | | |
| 2.0 (102 kW) Eng.G4GC-G 6/00-7/06 | | | | | | | | | | | | | | | | | |
| 19-7676 | | F | | | | | 39 | 74 | | | | | | 36 | | | |
| 2.0 (104 kW) Eng.G4GC 6/00-7/06 | | | | | | | | | | | | | | | | | |
| 19-7676 | | F | | | | | 39 | 74 | | | | | | 36 | | | |
| 2.0 (105 kW) Eng.G4GC 10/03-7/06 | | | | | | | | | | | | | | | | | |
| 19-7676 | | F | | | | | 39 | 74 | | | | | | 36 | | | |
| Elantra I Sedan (XD) / Avante 6/00-7/06 | | | | | | | | | | | | | | | | | |
| 1.6 (66 kW) Eng.G4GR 6/00-7/06 | | | | | | | | | | | | | | | | | |
| 19-7676 | | F | | | | | 39 | 74 | | | | | | 36 | | | |
| 1.6 (77 kW) Eng.G4ED 5/03-5/06 | | | | | | | | | | | | | | | | | |
| 19-7676 | | F | | | | | 39 | 74 | | | | | | 36 | | | |
| 1.6 (79 kW) Eng.G4ED 6/00-7/06 | | | | | | | | | | | | | | | | | |
| 19-7676 | | F | | | | | 39 | 74 | | | | | | 36 | | | |
| 1.8 (79 kW) Eng.G4BB 6/00-7/03 | | | | | | | | | | | | | | | | | |
| 19-7676 | | F | | | | | 39 | 74 | | | | | | 36 | | | |
| 1.8 (97 kW) Eng.G4BB, G4GB 6/00-7/06 | | | | | | | | | | | | | | | | | |
| 19-7676 | | F | | | | | 39 | 74 | | | | | | 36 | | | |
| 2.0 (102 kW) Eng.G4GC-G 6/00-7/06 | | | | | | | | | | | | | | | | | |
| 19-7676 | | F | | | | | 39 | 74 | | | | | | 36 | | | |
| 2.0 (104 kW) Eng.G4GC 6/00-7/06 | | | | | | | | | | | | | | | | | |
| 19-7676 | | F | | | | | 39 | 74 | | | | | | 36 | | | |

HYUNDAI

| METELLI ref | Spare Parts | | F/R | L/R | | | ABS | A | B | C | D | E | F | G | H | I | L | M | Fig | NOTE |
|--|-------------|--|-----|-----|--|--|-----|---|---|----|----|---|---|---|---|---|---|----|-----|------------------|
| 2.0 (105 kW) Eng.G4GC 10/03-7/06 | | | | | | | | | | | | | | | | | | | | |
| 19-7676 | | | F | | | | | | | 39 | 74 | | | | | | | 36 | | |
| Elantra II Sedan (HD) / Avante 11/05-1/70 | | | | | | | | | | | | | | | | | | | | |
| 1.6 CRDi (85 kW) Eng.D4FB 11/05-12/11 | | | | | | | | | | | | | | | | | | | | |
| 19-7678 | | | F | | | | | | | 42 | 78 | | | | | | | 40 | | |
| 1.6 CVVT (90 kW) Eng.G4FC 6/06-6/11 | | | | | | | | | | | | | | | | | | | | |
| 19-7678 | | | F | | | | | | | 42 | 78 | | | | | | | 40 | | |
| 2.0 CVVT (103 kW) Eng.G4GC 6/06-5/10 | | | | | | | | | | | | | | | | | | | | |
| 19-7678 | | | F | | | | | | | 42 | 78 | | | | | | | 40 | | |
| 2.0 CVVT (105 kW) Eng.G4GC 6/06-6/11 | | | | | | | | | | | | | | | | | | | | |
| 19-7678 | | | F | | | | | | | 42 | 78 | | | | | | | 40 | | |
| Elantra III Sedan (MD, UD) / i35 / Avante 6/10-1/70 | | | | | | | | | | | | | | | | | | | | |
| 1.6 (94 kW) Eng.G4FG 4/11-4/16 | | | | | | | | | | | | | | | | | | | | |
| 19-7678 | | | F | | | | | | | 42 | 78 | | | | | | | 40 | | +ABS, Disc 380mm |
| 1.6 (96 kW) Eng.G4FG 6/11-12/15 | | | | | | | | | | | | | | | | | | | | |
| 19-7678 | | | F | | | | | | | 42 | 78 | | | | | | | 40 | | +ABS, Disc 380mm |
| 1.6 (97 kW) Eng.G4FG 6/11-12/15 | | | | | | | | | | | | | | | | | | | | |
| 19-7678 | | | F | | | | | | | 42 | 78 | | | | | | | 40 | | +ABS, Disc 380mm |
| 1.6 (103 kW) Eng.G4FD, G4HN 6/11-8/15 | | | | | | | | | | | | | | | | | | | | |
| 19-7678 | | | F | | | | | | | 42 | 78 | | | | | | | 40 | | +ABS, Disc 380mm |
| 1.6 CRDi (94 kW) Eng.D4FB 2/11-12/15 | | | | | | | | | | | | | | | | | | | | |
| 19-7678 | | | F | | | | | | | 42 | 78 | | | | | | | 40 | | +ABS |
| 1.6 Hybrid (84 kW) Eng.G4FG 9/10-8/15 | | | | | | | | | | | | | | | | | | | | |
| 19-7678 | | | F | | | | | | | 42 | 78 | | | | | | | 40 | | +ABS |

HYUNDAI

| METELLI ref | Spare Parts | | F/R | L/R | | | ABS | A | B | C | D | E | F | G | H | I | L | M | Fig | NOTE |
|---|-------------|-------------|-----|-----|--|--|-----|----|---|------|------|-----|---|---|---|---|------|------|-----|------------------|
| 1.8 (110 kW) Eng.G4NB 9/10-1/70 | | | | | | | | | | | | | | | | | | | | |
| 19-7678 | | | F | | | | | | | 42 | 78 | | | | | | 40 | | | +ABS, Disc 380mm |
| Galloper I 8/91-7/98 | | | | | | | | | | | | | | | | | | | | |
| 2.5 TD (62 kW) Eng.4D56-T 8/91-7/98 | | | | | | | | | | | | | | | | | | | | |
| 19-7065 | | 01/92-12/97 | F | | | | | | | 45,2 | 73,4 | | | | | | 19,6 | 19,8 | | |
| 2.5 TD intercooler (70 kW) Eng.4D56-T 8/91-7/98 | | | | | | | | | | | | | | | | | | | | |
| 19-7065 | | 01/92-12/97 | F | | | | | | | 45,2 | 73,4 | | | | | | 19,6 | 19,8 | | |
| 3.0 V6 (104 kW) Eng.6G72 8/91-7/98 | | | | | | | | | | | | | | | | | | | | |
| 19-7065 | | 01/92-12/97 | F | | | | | | | 45,2 | 73,4 | | | | | | 19,6 | 19,8 | | |
| Getz (TB) / Click 6/01-12/10 | | | | | | | | | | | | | | | | | | | | |
| 1.1 (46 kW) Eng.G4HD 9/02-9/05 | | | | | | | | | | | | | | | | | | | | |
| 19-7674 | | | F | | | | | | | 38 | 70 | | | | | | 37 | | | |
| 19-7806 | | | R | | | | | | | | | 140 | | | | | 107 | | | -ABS |
| 19-7807 | | | R | | | | | 20 | | | | 140 | | | | | 108 | | | +ABS |
| 1.1 (49 kW) Eng.G4HD, G4HG 9/05-6/09 | | | | | | | | | | | | | | | | | | | | |
| 19-7674 | | | F | | | | | | | 38 | 70 | | | | | | 37 | | | |
| 19-7806 | | | R | | | | | | | | | 140 | | | | | 107 | | | -ABS |
| 19-7807 | | | R | | | | | 20 | | | | 140 | | | | | 108 | | | +ABS |
| 1.3 (61 kW) Eng.G4EA 9/04-6/09 | | | | | | | | | | | | | | | | | | | | |
| 19-7674 | | -08/05 | F | | | | | | | 38 | 70 | | | | | | 37 | | | |
| 1.3 (63 kW) Eng.G4EA 9/03-9/05 | | | | | | | | | | | | | | | | | | | | |
| 19-7674 | | -08/05 | F | | | | | | | 38 | 70 | | | | | | 37 | | | |
| 19-7806 | | -08/05 | R | | | | | | | | | 140 | | | | | 107 | | | -ABS |
| 19-7807 | | -08/05 | R | | | | | 20 | | | | 140 | | | | | 108 | | | +ABS |
| 1.3 i (60 kW) Eng.G4EA 9/02-3/04 | | | | | | | | | | | | | | | | | | | | |
| 19-7674 | | | F | | | | | | | 38 | 70 | | | | | | 37 | | | |
| 19-7806 | | | R | | | | | | | | | 140 | | | | | 107 | | | -ABS |

HYUNDAI

| METELLI ref | Spare Parts | | F/R | L/R | | ABS | A | B | C | D | E | F | G | H | I | L | M | Fig | NOTE | |
|---|-------------|--------|-----|-----|--|-----|---|----|----|----|-----|---|---|---|---|-----|---|-----|------|------|
| 19-7807 | | | R | | | | | 20 | | | 140 | | | | | 108 | | | +ABS | |
| 1.4 i (71 kW) Eng.G4EE 8/05-12/10 | | | | | | | | | | | | | | | | | | | | |
| 19-7674 | | | F | | | | | | 38 | 70 | | | | | | | | 37 | | |
| 19-7806 | | | R | | | | | | | | 140 | | | | | | | 107 | | -ABS |
| 19-7807 | | | R | | | | | 20 | | | 140 | | | | | | | 108 | | +ABS |
| 1.5 CRDi (60 kW) Eng.D3EA 3/03-9/05 | | | | | | | | | | | | | | | | | | | | |
| 19-7806 | | 07/03- | R | | | | | | | | 140 | | | | | | | 107 | | -ABS |
| 19-7807 | | 07/03- | R | | | | | 20 | | | 140 | | | | | | | 108 | | +ABS |
| 1.5 CRDi (65 kW) Eng.D4FA 8/05-6/09 | | | | | | | | | | | | | | | | | | | | |
| 19-7674 | | | F | | | | | | 38 | 70 | | | | | | | | 37 | | |
| 19-7806 | | | R | | | | | | | | 140 | | | | | | | 107 | | -ABS |
| 19-7807 | | | R | | | | | 20 | | | 140 | | | | | | | 108 | | +ABS |
| 1.5 CRDi GLS (75 kW) Eng.D4FA 7/04-8/05 | | | | | | | | | | | | | | | | | | | | |
| 19-7674 | | | F | | | | | | 38 | 70 | | | | | | | | 37 | | |
| 1.5 CRDi GLS (81 kW) Eng.D4FA 8/05-6/09 | | | | | | | | | | | | | | | | | | | | |
| 19-7674 | | | F | | | | | | 38 | 70 | | | | | | | | 37 | | |
| 19-7806 | | | R | | | | | | | | 140 | | | | | | | 107 | | -ABS |
| 19-7807 | | | R | | | | | 20 | | | 140 | | | | | | | 108 | | +ABS |
| 1.6 (77 kW) Eng.G4ED 9/02-9/05 | | | | | | | | | | | | | | | | | | | | |
| 19-7674 | | | F | | | | | | 38 | 70 | | | | | | | | 37 | | |
| 19-7806 | | | R | | | | | | | | 140 | | | | | | | 107 | | -ABS |
| 19-7807 | | | R | | | | | 20 | | | 140 | | | | | | | 108 | | +ABS |
| 1.6 (78 kW) Eng.G4ED 6/05-6/09 | | | | | | | | | | | | | | | | | | | | |
| 19-7674 | | | F | | | | | | 38 | 70 | | | | | | | | 37 | | |
| 19-7806 | | | R | | | | | | | | 140 | | | | | | | 107 | | -ABS |
| 19-7807 | | | R | | | | | 20 | | | 140 | | | | | | | 108 | | +ABS |

HYUNDAI

| METELLI ref | Spare Parts | | F/R | L/R | | | ABS | A | B | C | D | E | F | G | H | I | L | M | Fig | NOTE |
|---|-------------|--------|-----|-----|--|--|-----|---|----|-------|-------|-------|---|---|---|---|---|---|-------|------|
| Grand Santa Fe/ Maxcruz 1/13-1/70 | | | | | | | | | | | | | | | | | | | | |
| 2.2 CRDi 4WD (145 kW) Eng.D4HB 6/13-1/70 | | | | | | | | | | | | | | | | | | | | |
| 19-7653 | | | F/R | | | | | | 30 | | | 139,2 | | | | | | | 87,8 | IW |
| 2.2 CRDi 4WD (147 kW) Eng.D4HB 9/13-1/70 | | | | | | | | | | | | | | | | | | | | |
| 19-7653 | | | F | | | | | | 30 | | | 139,2 | | | | | | | 87,8 | |
| 3.3 4WD (199 kW) Eng.G6DF 2/14-1/70 | | | | | | | | | | | | | | | | | | | | |
| 19-7653 | | | F | | | | | | 30 | | | 139,2 | | | | | | | 87,8 | |
| Grandeur IV (HG) / Azera 1/11-1/70 | | | | | | | | | | | | | | | | | | | | |
| 2.4 (132 kW) Eng.G4KE 7/11-1/70 | | | | | | | | | | | | | | | | | | | | |
| 19-8151 | | 11/13- | F | | | | | | | 44,9 | 84 | | | | | | | | 41 | |
| 19-8172 | | | R | | | | 47 | | | | | 148 | | | | | | | 118,4 | |
| 2.4 16V (148 kW) Eng.G4KE 1/11-10/16 | | | | | | | | | | | | | | | | | | | | |
| 19-8151 | | 11/13- | F | | | | | | | 44,9 | 84 | | | | | | | | 41 | |
| 19-8172 | | | R | | | | 47 | | | | | 148 | | | | | | | 118,4 | |
| 3.0 (184 kW) Eng.G6DE 7/11-1/70 | | | | | | | | | | | | | | | | | | | | |
| 19-8151 | | 11/13- | F | | | | | | | 44,9 | 84 | | | | | | | | 41 | |
| 19-8172 | | | R | | | | 47 | | | | | 148 | | | | | | | 118,4 | |
| 3.0 (199 kW) Eng.G6DG 2/11-10/16 | | | | | | | | | | | | | | | | | | | | |
| 19-8151 | | 11/13- | F | | | | | | | 44,9 | 84 | | | | | | | | 41 | |
| 19-8172 | | | R | | | | 47 | | | | | 148 | | | | | | | 118,4 | |
| Grandeur V (IG) / Azera 11/16-1/70 | | | | | | | | | | | | | | | | | | | | |
| 2.4 GDI (140 kW) Eng.G4KJ 11/16-1/70 | | | | | | | | | | | | | | | | | | | | |
| 19-8144 | | 08/17- | F | | | | | | 30 | 35,18 | 91,92 | 139,9 | | | | | | | | |
| 19-8169 | | 08/17- | R | | | | | | | | | 143 | | | | | | | | |
| 2.4 Hybrid (117 kW) Eng.G4KJ 4/17-1/70 | | | | | | | | | | | | | | | | | | | | |
| 19-8144 | | | F | | | | | | 30 | 35,18 | 91,92 | 139,9 | | | | | | | | |

HYUNDAI

| METELLI ref | Spare Parts | | F/R | L/R | | | ABS | A | B | C | D | E | F | G | H | I | L | M | Fig | NOTE |
|---|-------------|--------|-----|-----|--|--|-----|---|----|-------|-------|-------|---|---|---|---|---|---|-------|------|
| 3.0 GDI (192 kW) Eng.G6DL 11/16-1/70 | | | | | | | | | | | | | | | | | | | | |
| 19-8144 | | 08/17- | F | | | | | | 30 | 35,18 | 91,92 | 139,9 | | | | | | | | |
| 19-8169 | | 08/17- | R | | | | | | | | | 143 | | | | | | | | |
| 3.0 GDI (196 kW) Eng.G6DL 11/16-1/70 | | | | | | | | | | | | | | | | | | | | |
| 19-8144 | | | F | | | | | | 30 | 35,18 | 91,92 | 139,9 | | | | | | | | |
| 3.0 MPI (184 kW) Eng.G6DE 10/17-1/70 | | | | | | | | | | | | | | | | | | | | |
| 19-8144 | | | F | | | | | | 30 | 35,18 | 91,92 | 139,9 | | | | | | | | |
| 19-8169 | | | R | | | | | | | | | 143 | | | | | | | | |
| H-1/Starex MPV/Space wagon (A1)/Satellite/H200 6/97-1/70 | | | | | | | | | | | | | | | | | | | | |
| 2.4 (82 kW) Eng.G4CS 6/97-4/04 | | | | | | | | | | | | | | | | | | | | |
| 19-7002 | | | F | | | | | | | 21,43 | 65,09 | | | | | | | | 18,29 | |
| 2.4 (101 kW) Eng.G4JS 2/03-4/04 | | | | | | | | | | | | | | | | | | | | |
| 19-7002 | | | F | | | | | | | 21,43 | 65,09 | | | | | | | | 18,29 | |
| 2.4 (107 kW) Eng.G4JS 11/01-4/04 | | | | | | | | | | | | | | | | | | | | |
| 19-7002 | | | F | | | | | | | 21,43 | 65,09 | | | | | | | | 18,29 | |
| 2.4 4WD (82 kW) Eng.G4CS 2/98-4/04 | | | | | | | | | | | | | | | | | | | | |
| 19-7671 | | | F | | | | | | | 45,24 | 73,43 | | | | | | | | 19,55 | |
| 2.4 4WD (99 kW) Eng.G4JS 6/01-4/04 | | | | | | | | | | | | | | | | | | | | |
| 19-7671 | | | F | | | | | | | 45,24 | 73,43 | | | | | | | | 19,55 | |
| 2.5 CRDi (81 kW) Eng.D4CB 6/06-12/07 | | | | | | | | | | | | | | | | | | | | |
| 19-7002 | | | F | | | | | | | 21,43 | 65,09 | | | | | | | | 18,29 | |
| 2.5 CRDi (103 kW) Eng.D4CB 12/02-9/07 | | | | | | | | | | | | | | | | | | | | |
| 19-7002 | | | F | | | | | | | 21,43 | 65,09 | | | | | | | | 18,29 | |
| 2.5 CRDi (120 kW) Eng.D4CB 12/02-4/04 | | | | | | | | | | | | | | | | | | | | |
| 19-7002 | | | F | | | | | | | 21,43 | 65,09 | | | | | | | | 18,29 | |
| 2.5 CRDi 4WD (103 kW) Eng.D4CB 12/02-4/04 | | | | | | | | | | | | | | | | | | | | |
| 19-7671 | | | F | | | | | | | 45,24 | 73,43 | | | | | | | | 19,55 | |

HYUNDAI

| METELLI ref | Spare Parts | | F/R | L/R | | | ABS | A | B | C | D | E | F | G | H | I | L | M | Fig | NOTE |
|---|-------------|--------|-----|-----|--|--|-----|---|----|-------|-------|-----|---|---|---|---|-------|---|-----|------|
| 2.5 D (57 kW) Eng.D4BF, D4BH 10/97-4/04 | | | | | | | | | | | | | | | | | | | | |
| 19-7002 | | | F | | | | | | | 21,43 | 65,09 | | | | | | 18,29 | | | |
| 2.5 TCi (73 kW) Eng.D4BH 10/97-12/07 | | | | | | | | | | | | | | | | | | | | |
| 19-7002 | | | F | | | | | | | 21,43 | 65,09 | | | | | | 18,29 | | | |
| 2.5 TCi (74 kW) Eng.D4BH 5/04-12/07 | | | | | | | | | | | | | | | | | | | | |
| 19-7002 | | | F | | | | | | | 21,43 | 65,09 | | | | | | 18,29 | | | |
| 2.5 TD (59 kW) Eng.D4BF 6/97-4/04 | | | | | | | | | | | | | | | | | | | | |
| 19-7002 | | | F | | | | | | | 21,43 | 65,09 | | | | | | 18,29 | | | |
| 2.5 TD 4WD (59 kW) Eng.D4BF 2/98-4/04 | | | | | | | | | | | | | | | | | | | | |
| 19-7671 | | | F | | | | | | | 45,24 | 73,43 | | | | | | 19,55 | | | |
| 2.5 TD 4WD (73 kW) Eng.D4BH 3/01-4/04 | | | | | | | | | | | | | | | | | | | | |
| 19-7671 | | | F | | | | | | | 45,24 | 73,43 | | | | | | 19,55 | | | |
| 2.5 TD 4WD (74 kW) Eng.D4BH 11/01-4/04 | | | | | | | | | | | | | | | | | | | | |
| 19-7671 | | | F | | | | | | | 45,24 | 73,43 | | | | | | 19,55 | | | |
| 2.6 TDiC (63 kW) Eng.D4BB 10/97-4/04 | | | | | | | | | | | | | | | | | | | | |
| 19-7002 | | | F | | | | | | | 21,43 | 65,09 | | | | | | 18,29 | | | |
| i10 I (PA) 10/07-1/70 | | | | | | | | | | | | | | | | | | | | |
| 1.0 (51 kW) Eng.G3LA 1/11-12/17 | | | | | | | | | | | | | | | | | | | | |
| 19-7674 | | | F | | | | | | | 38 | 70 | | | | | | 37 | | | |
| 19-7807 | | | R | | | | | | 20 | | | 140 | | | | | 108 | | | |
| 1.1 (49 kW) Eng.G4HG 1/08-12/13 | | | | | | | | | | | | | | | | | | | | |
| 19-7674 | | | F | | | | | | | 38 | 70 | | | | | | 37 | | | |
| 19-7807 | | | R | | | | | | 20 | | | 140 | | | | | 108 | | | |
| 1.1 (51 kW) Eng.G4HG 4/11-12/13 | | | | | | | | | | | | | | | | | | | | |
| 19-7674 | | | F | | | | | | | 38 | 70 | | | | | | 37 | | | |
| 19-7807 | | | R | | | | | | 20 | | | 140 | | | | | 108 | | | |
| 1.1 CRDi (55 kW) Eng.D3FA 1/08-12/11 | | | | | | | | | | | | | | | | | | | | |
| 19-7674 | | -11/10 | F | | | | | | | 38 | 70 | | | | | | 37 | | | |

HYUNDAI

| METELLI ref | Spare Parts | | F/R | L/R | | ABS | A | B | C | D | E | F | G | H | I | L | M | Fig | NOTE |
|---|-------------|--------|-----|-----|--|-----|---|----|----|----|-----|---|---|---|---|-----|---|-----|------|
| 19-7807 | | -11/10 | R | | | | | 20 | | | 140 | | | | | 108 | | | |
| 1.1 LPG (48 kW) Eng.G4HG 1/09-12/13 | | | | | | | | | | | | | | | | | | | |
| 19-7807 | | | R | | | | | 20 | | | 140 | | | | | 108 | | | |
| 1.1 LPG (51 kW) Eng.G4HG 4/11-12/13 | | | | | | | | | | | | | | | | | | | |
| 19-7807 | | | R | | | | | 20 | | | 140 | | | | | 108 | | | |
| 1.2 (57 kW) Eng.G4LA 11/08-12/11 | | | | | | | | | | | | | | | | | | | |
| 19-7674 | | | F | | | | | | 38 | 70 | | | | | | 37 | | | |
| 19-7807 | | | R | | | | | 20 | | | 140 | | | | | 108 | | | |
| 1.2 (63 kW) Eng.G4LA 4/11-12/13 | | | | | | | | | | | | | | | | | | | |
| 19-7674 | | | F | | | | | | 38 | 70 | | | | | | 37 | | | |
| 19-7807 | | | R | | | | | 20 | | | 140 | | | | | 108 | | | |
| i10 II (BA, IA) / Grand i10 8/13-1/70 | | | | | | | | | | | | | | | | | | | |
| 1,0 LPG (49 kW) Eng.B3LA 2/14-1/70 | | | | | | | | | | | | | | | | | | | |
| 19-8157 | | | F | | | | | | 38 | 70 | | | | | | 37 | | | |
| 1,0 LPG (51 kW) Eng.B3LA 7/14-8/16 | | | | | | | | | | | | | | | | | | | |
| 19-8157 | | | F | | | | | | 38 | 70 | | | | | | 37 | | | |
| 1.0 (49 kW) Eng.G3LA 8/13-1/70 | | | | | | | | | | | | | | | | | | | |
| 19-8157 | | | F | | | | | | 38 | 70 | | | | | | 37 | | | |
| 1.2 (60 kW) Eng.G4AG 12/13-1/70 | | | | | | | | | | | | | | | | | | | |
| 19-8157 | | | F | | | | | | 38 | 70 | | | | | | 37 | | | |
| 1.2 (61 kW) Eng.G4AG 1/18-1/70 | | | | | | | | | | | | | | | | | | | |
| 19-8157 | | | F | | | | | | 38 | 70 | | | | | | 37 | | | |
| 1.2 (64 kW) Eng.G4LA 12/13-1/70 | | | | | | | | | | | | | | | | | | | |
| 19-8157 | | | F | | | | | | 38 | 70 | | | | | | 37 | | | |
| i10 II Sedan / Grand i10/ Xcent 12/13-1/70 | | | | | | | | | | | | | | | | | | | |
| 1.2 (61 kW) Eng.G4AG 12/13-1/70 | | | | | | | | | | | | | | | | | | | |
| 19-8157 | | | F | | | | | | 38 | 70 | | | | | | 37 | | | |

HYUNDAI

| METELLI ref | Spare Parts | F/R | L/R | ABS | A | B | C | D | E | F | G | H | I | L | M | Fig | NOTE |
|---|-------------|-----|-----|-----|---|----|----|----|-----|---|---|---|---|-----|---|-----|------|
| 1.2 (64 kW) Eng.G4LA 8/15-1/70 | | | | | | | | | | | | | | | | | |
| 19-8157 | | F | | | | | 38 | 70 | | | | | | 37 | | | |
| i20 I (PB, PBT) 8/08-1/70 | | | | | | | | | | | | | | | | | |
| 1.1 CRDi (55 kW) Eng.D3FA 3/12-12/15 | | | | | | | | | | | | | | | | | |
| 19-7807 | | R | | | | 20 | | | 140 | | | | | 108 | | | +ABS |
| 1.2 (57 kW) Eng.G4LA 9/08-12/12 | | | | | | | | | | | | | | | | | |
| 19-7807 | | R | | | | 20 | | | 140 | | | | | 108 | | | +ABS |
| 1.2 (63 kW) Eng.G4LA 3/12-12/15 | | | | | | | | | | | | | | | | | |
| 19-7807 | | R | | | | 20 | | | 140 | | | | | 108 | | | |
| 1.4 (74 kW) Eng.G4FA 9/08-12/15 | | | | | | | | | | | | | | | | | |
| 19-7807 | | R | | | | 20 | | | 140 | | | | | 108 | | | +ABS |
| 1.4 CRDi (55 kW) Eng.D4FC 9/08-12/12 | | | | | | | | | | | | | | | | | |
| 19-7807 | | R | | | | 20 | | | 140 | | | | | 108 | | | +ABS |
| 1.4 CRDi (66 kW) Eng.D4FC 8/08-12/15 | | | | | | | | | | | | | | | | | |
| 19-7807 | | R | | | | 20 | | | 140 | | | | | 108 | | | +ABS |
| 1.6 (93 kW) Eng.G4FC 9/08-12/12 | | | | | | | | | | | | | | | | | |
| 19-7807 | | R | | | | 20 | | | 140 | | | | | 108 | | | +ABS |
| 1.6 CRDi (85 kW) Eng.D4FB 9/08-12/12 | | | | | | | | | | | | | | | | | |
| 19-7807 | | R | | | | 20 | | | 140 | | | | | 108 | | | +ABS |
| 1.6 CRDi (94 kW) Eng.D4FB 1/09-12/12 | | | | | | | | | | | | | | | | | |
| 19-7807 | | R | | | | 20 | | | 140 | | | | | 108 | | | +ABS |
| i20 II (GB, IB) / Elite i20 11/14-1/70 | | | | | | | | | | | | | | | | | |
| 1.0 T-GDI (74 kW) Eng.G3LC 1/16-1/70 | | | | | | | | | | | | | | | | | |
| 19-8156 | | F | | | | | 38 | 72 | | | | | | 37 | | | |
| 1.0 T-GDI (88 kW) Eng.G3LC 1/16-1/70 | | | | | | | | | | | | | | | | | |
| 19-8156 | | F | | | | | 38 | 72 | | | | | | 37 | | | |

HYUNDAI

| METELLI ref | Spare Parts | | F/R | L/R | | | ABS | A | B | C | D | E | F | G | H | I | L | M | Fig | NOTE |
|--|-------------|--|-----|-----|--|--|-----|---|---|----|----|---|---|---|---|---|---|----|-----|------|
| 1.1 CRDi (55 kW) Eng.D3FA 11/14-1/70 | | | | | | | | | | | | | | | | | | | | |
| 19-8156 | | | F | | | | | | | 38 | 72 | | | | | | | 37 | | |
| 1.2 (55 kW) Eng.G4LA 11/14-1/70 | | | | | | | | | | | | | | | | | | | | |
| 19-8156 | | | F | | | | | | | 38 | 72 | | | | | | | 37 | | |
| 1.2 (62 kW) Eng.G4LA 11/14-1/70 | | | | | | | | | | | | | | | | | | | | |
| 19-8156 | | | F | | | | | | | 38 | 72 | | | | | | | 37 | | |
| 1.2 LPG (55 kW) Eng.G4LA 1/19-1/70 | | | | | | | | | | | | | | | | | | | | |
| 19-8156 | | | F | | | | | | | 38 | 72 | | | | | | | 37 | | |
| 1.4 (74 kW) Eng.G4LC 11/14-1/70 | | | | | | | | | | | | | | | | | | | | |
| 19-8156 | | | F | | | | | | | 38 | 72 | | | | | | | 37 | | |
| 1.4 CRDi (55 kW) Eng.D4FC 1/18-1/70 | | | | | | | | | | | | | | | | | | | | |
| 19-8156 | | | F | | | | | | | 38 | 72 | | | | | | | 37 | | |
| 1.4 CRDi (66 kW) Eng.D4FC 11/14-1/70 | | | | | | | | | | | | | | | | | | | | |
| 19-8156 | | | F | | | | | | | 38 | 72 | | | | | | | 37 | | |
| i20 II Active (IB, GB) 9/15-1/70 | | | | | | | | | | | | | | | | | | | | |
| 1.0 T-GDI (74 kW) Eng.G3LC 9/15-1/70 | | | | | | | | | | | | | | | | | | | | |
| 19-8156 | | | F | | | | | | | 38 | 72 | | | | | | | 37 | | |
| 1.0 T-GDI (88 kW) Eng.G3LC 9/15-1/70 | | | | | | | | | | | | | | | | | | | | |
| 19-8156 | | | F | | | | | | | 38 | 72 | | | | | | | 37 | | |
| 1.4 (74 kW) Eng.G4LC 9/15-1/70 | | | | | | | | | | | | | | | | | | | | |
| 19-8156 | | | F | | | | | | | 38 | 72 | | | | | | | 37 | | |
| 1.4 CRDi (66 kW) Eng.D4FC 9/15-1/70 | | | | | | | | | | | | | | | | | | | | |
| 19-8156 | | | F | | | | | | | 38 | 72 | | | | | | | 37 | | |
| i20 II Coupe (GB) 5/15-1/70 | | | | | | | | | | | | | | | | | | | | |
| 1.0 T-GDI (74 kW) Eng.G3LC 1/16-1/70 | | | | | | | | | | | | | | | | | | | | |
| 19-8156 | | | F | | | | | | | 38 | 72 | | | | | | | 37 | | |

HYUNDAI

| METELLI ref | Spare Parts | | F/R | L/R | | | ABS | A | B | C | D | E | F | G | H | I | L | M | Fig | NOTE |
|--|-------------|--|-----|-----|--|--|-----|---|---|----|----|-----|---|---|---|---|---|-------|-----|------|
| 1.0 T-GDI (88 kW) Eng.G3LC 1/16-1/70 | | | | | | | | | | | | | | | | | | | | |
| 19-8156 | | | F | | | | | | | 38 | 72 | | | | | | | 37 | | |
| 1.1 CRDi (55 kW) Eng.D3FA 5/15-1/70 | | | | | | | | | | | | | | | | | | | | |
| 19-8156 | | | F | | | | | | | 38 | 72 | | | | | | | 37 | | |
| 1.2 (62 kW) Eng.G4LA 5/15-1/70 | | | | | | | | | | | | | | | | | | | | |
| 19-8156 | | | F | | | | | | | 38 | 72 | | | | | | | 37 | | |
| 1.4 (74 kW) Eng.G4LC 5/15-1/70 | | | | | | | | | | | | | | | | | | | | |
| 19-8156 | | | F | | | | | | | 38 | 72 | | | | | | | 37 | | |
| 1.4 CRDi (66 kW) Eng.D4FC 5/15-1/70 | | | | | | | | | | | | | | | | | | | | |
| 19-8156 | | | F | | | | | | | 38 | 72 | | | | | | | 37 | | |
| i30 I (FD) 10/07-11/11 | | | | | | | | | | | | | | | | | | | | |
| 1.4 (77 kW) Eng.G4FA 10/07-11/11 | | | | | | | | | | | | | | | | | | | | |
| 19-7678 | | | F | | | | | | | 42 | 78 | | | | | | | 40 | | |
| 19-7815 | | | R | | | | 46 | | | | | 148 | | | | | | 105,5 | | +ABS |
| 1.4 (80 kW) Eng.G4FA 10/07-11/11 | | | | | | | | | | | | | | | | | | | | |
| 19-7678 | | | F | | | | | | | 42 | 78 | | | | | | | 40 | | |
| 19-7815 | | | R | | | | 46 | | | | | 148 | | | | | | 105,5 | | +ABS |
| 1.4 LPG (80 kW) Eng.G4FA 1/09-11/11 | | | | | | | | | | | | | | | | | | | | |
| 19-7678 | | | F | | | | | | | 42 | 78 | | | | | | | 40 | | |
| 19-7815 | | | R | | | | 46 | | | | | 148 | | | | | | 105,5 | | +ABS |
| 1.6 (85 kW) Eng.G4FC 10/07-11/11 | | | | | | | | | | | | | | | | | | | | |
| 19-7678 | | | F | | | | | | | 42 | 78 | | | | | | | 40 | | |
| 19-7815 | | | R | | | | 46 | | | | | 148 | | | | | | 105,5 | | +ABS |
| 1.6 (90 kW) Eng.G4FC 10/07-11/11 | | | | | | | | | | | | | | | | | | | | |
| 19-7678 | | | F | | | | | | | 42 | 78 | | | | | | | 40 | | |
| 19-7815 | | | R | | | | 46 | | | | | 148 | | | | | | 105,5 | | +ABS |
| 1.6 (93 kW) Eng.G4FC 2/08-11/11 | | | | | | | | | | | | | | | | | | | | |
| 19-7678 | | | F | | | | | | | 42 | 78 | | | | | | | 40 | | |

HYUNDAI

| METELLI ref | Spare Parts | | F/R | L/R | | ABS | A | B | C | D | E | F | G | H | I | L | M | Fig | NOTE |
|---|-------------|--------|-----|-----|--|-----|---|---|----|----|-----|---|---|---|---|-------|---|-----|------|
| 19-7815 | | | R | | | 46 | | | | | 148 | | | | | 105,5 | | | +ABS |
| 1.6 CRDi (66 kW) Eng.D4FB 10/07-11/11 | | | | | | | | | | | | | | | | | | | |
| 19-7678 | | | F | | | | | | 42 | 78 | | | | | | 40 | | | |
| 19-7815 | | | R | | | 46 | | | | | 148 | | | | | 105,5 | | | +ABS |
| 1.6 CRDi (85 kW) Eng.D4FB 10/07-11/11 | | | | | | | | | | | | | | | | | | | |
| 19-7678 | | | F | | | | | | 42 | 78 | | | | | | 40 | | | |
| 19-7815 | | | R | | | 46 | | | | | 148 | | | | | 105,5 | | | +ABS |
| 1.6 CRDi (94 kW) Eng.D4FB 1/10-11/11 | | | | | | | | | | | | | | | | | | | |
| 19-7678 | | | F | | | | | | 42 | 78 | | | | | | 40 | | | |
| 19-7815 | | | R | | | 46 | | | | | 148 | | | | | 105,5 | | | |
| 1.6 CRDi VGT (81 kW) Eng.D4FB 10/07-11/11 | | | | | | | | | | | | | | | | | | | |
| 19-7678 | | | F | | | | | | 42 | 78 | | | | | | 40 | | | +ABS |
| 19-7815 | | | R | | | 46 | | | | | 148 | | | | | 105,5 | | | +ABS |
| 2.0 (105 kW) Eng.G4GC 10/07-11/11 | | | | | | | | | | | | | | | | | | | |
| 19-7678 | | | F | | | | | | 42 | 78 | | | | | | 40 | | | |
| 19-7815 | | | R | | | 46 | | | | | 148 | | | | | 105,5 | | | +ABS |
| 2.0 CRDi (100 kW) Eng.D4EA 10/07-11/11 | | | | | | | | | | | | | | | | | | | |
| 19-7678 | | -07/10 | F | | | | | | 42 | 78 | | | | | | 40 | | | |
| 19-7815 | | -07/10 | R | | | 46 | | | | | 148 | | | | | 105,5 | | | +ABS |
| 2.0 CRDi (103 kW) Eng.D4EA 10/07-11/11 | | | | | | | | | | | | | | | | | | | |
| 19-7678 | | -07/10 | F | | | | | | 42 | 78 | | | | | | 40 | | | |
| 19-7815 | | -07/10 | R | | | 46 | | | | | 148 | | | | | 105,5 | | | +ABS |
| i30 I SW (FD) 10/07-6/12 | | | | | | | | | | | | | | | | | | | |
| 1.4 (77 kW) Eng.G4FA 10/07-6/12 | | | | | | | | | | | | | | | | | | | |
| 19-7678 | | | F | | | | | | 42 | 78 | | | | | | 40 | | | |
| 19-7815 | | | R | | | 46 | | | | | 148 | | | | | 105,5 | | | +ABS |
| 1.4 (80 kW) Eng.G4FA 11/09-6/12 | | | | | | | | | | | | | | | | | | | |
| 19-7678 | | | F | | | | | | 42 | 78 | | | | | | 40 | | | |

HYUNDAI

| METELLI ref | Spare Parts | | F/R | L/R | | ABS | A | B | C | D | E | F | G | H | I | L | M | Fig | NOTE |
|--|-------------|--------|-----|-----|--|-----|---|---|----|----|-----|---|---|---|---|-------|---|-----|------|
| 19-7815 | | | R | | | 46 | | | | | 148 | | | | | 105,5 | | | +ABS |
| 1.4 LPG (80 kW) Eng.G4FA 11/09-6/12 | | | | | | | | | | | | | | | | | | | |
| 19-7678 | | | F | | | | | | 42 | 78 | | | | | | 40 | | | |
| 19-7815 | | | R | | | 46 | | | | | 148 | | | | | 105,5 | | | +ABS |
| 1.6 (85 kW) Eng.G4FC 2/08-6/12 | | | | | | | | | | | | | | | | | | | |
| 19-7678 | | | F | | | | | | 42 | 78 | | | | | | 40 | | | +ABS |
| 19-7815 | | | R | | | 46 | | | | | 148 | | | | | 105,5 | | | +ABS |
| 1.6 (90 kW) Eng.G4FC 2/08-6/12 | | | | | | | | | | | | | | | | | | | |
| 19-7678 | | | F | | | | | | 42 | 78 | | | | | | 40 | | | |
| 19-7815 | | | R | | | 46 | | | | | 148 | | | | | 105,5 | | | +ABS |
| 1.6 (93 kW) Eng.G4FC 2/08-6/12 | | | | | | | | | | | | | | | | | | | |
| 19-7678 | | | F | | | | | | 42 | 78 | | | | | | 40 | | | |
| 19-7815 | | | R | | | 46 | | | | | 148 | | | | | 105,5 | | | +ABS |
| 1.6 CRDi (66 kW) Eng.D4FB 2/08-6/12 | | | | | | | | | | | | | | | | | | | |
| 19-7678 | | | F | | | | | | 42 | 78 | | | | | | 40 | | | |
| 19-7815 | | | R | | | 46 | | | | | 148 | | | | | 105,5 | | | +ABS |
| 1.6 CRDi (85 kW) Eng.D4FB 2/08-6/12 | | | | | | | | | | | | | | | | | | | |
| 19-7678 | | | F | | | | | | 42 | 78 | | | | | | 40 | | | |
| 19-7815 | | | R | | | 46 | | | | | 148 | | | | | 105,5 | | | +ABS |
| 1.6 CRDi (94 kW) Eng.D4FB 1/10-6/12 | | | | | | | | | | | | | | | | | | | |
| 19-7678 | | | F | | | | | | 42 | 78 | | | | | | 40 | | | |
| 19-7815 | | | R | | | 46 | | | | | 148 | | | | | 105,5 | | | |
| 2.0 (105 kW) Eng.G4GC 2/08-6/12 | | | | | | | | | | | | | | | | | | | |
| 19-7678 | | | F | | | | | | 42 | 78 | | | | | | 40 | | | |
| 19-7815 | | | R | | | 46 | | | | | 148 | | | | | 105,5 | | | +ABS |
| 2.0 CRDi (100 kW) Eng.D4EA 10/08-6/12 | | | | | | | | | | | | | | | | | | | |
| 19-7678 | | -07/10 | F | | | | | | 42 | 78 | | | | | | 40 | | | |
| 19-7815 | | -07/10 | R | | | 46 | | | | | 148 | | | | | 105,5 | | | +ABS |

HYUNDAI

| METELLI ref | Spare Parts | | F/R | L/R | | ABS | A | B | C | D | E | F | G | H | I | L | M | Fig | NOTE |
|---|-------------|--------|-----|-----|--|-----|---|----|---|---|-----|---|---|---|---|-------|---|-----|------|
| 1.6 CRDi (81 kW) Eng.D4FB 12/11-12/16 | | | | | | | | | | | | | | | | | | | |
| 19-7815 | | | R | | | 46 | | | | | 148 | | | | | 105,5 | | | |
| 19-8167 | | | F | | | | | 27 | | | 139 | | | | | | | | |
| 1.6 CRDi (94 kW) Eng.D4FB 12/11-12/15 | | | | | | | | | | | | | | | | | | | |
| 19-7815 | | | R | | | 46 | | | | | 148 | | | | | 105,5 | | | |
| 19-8167 | | | F | | | | | 27 | | | 139 | | | | | | | | |
| 1.6 CRDi (100 kW) Eng.D4FB 11/11-12/16 | | | | | | | | | | | | | | | | | | | |
| 19-7815 | | -09/16 | R | | | 46 | | | | | 148 | | | | | 105,5 | | | |
| 19-8167 | | | F | | | | | 27 | | | 139 | | | | | | | | |
| 1.6 GDI (99 kW) Eng.G4FD 12/11-12/16 | | | | | | | | | | | | | | | | | | | |
| 19-7815 | | | R | | | 46 | | | | | 148 | | | | | 105,5 | | | |
| 19-8167 | | | F | | | | | 27 | | | 139 | | | | | | | | |
| 1.6 GDI (103 kW) Eng.G4FD 6/11-1/70 | | | | | | | | | | | | | | | | | | | |
| 19-7815 | | -09/16 | R | | | 46 | | | | | 148 | | | | | 105,5 | | | |
| 19-8167 | | | F | | | | | 27 | | | 139 | | | | | | | | |
| 1.6 T-GDI (137 kW) Eng.G4FJ 1/15-1/70 | | | | | | | | | | | | | | | | | | | |
| 19-7815 | | | R | | | 46 | | | | | 148 | | | | | 105,5 | | | |
| 19-8167 | | | F | | | | | 27 | | | 139 | | | | | | | | |
| i30 II Coupe 5/13-1/70 | | | | | | | | | | | | | | | | | | | |
| 1.4 (73 kW) Eng.G4FA 5/13-1/70 | | | | | | | | | | | | | | | | | | | |
| 19-7815 | | -09/16 | R | | | 46 | | | | | 148 | | | | | 105,5 | | | |
| 19-8167 | | | F | | | | | 27 | | | 139 | | | | | | | | |
| 1.4 (74 kW) Eng.G4LC 12/14-1/70 | | | | | | | | | | | | | | | | | | | |
| 19-7815 | | -09/16 | R | | | 46 | | | | | 148 | | | | | 105,5 | | | |
| 19-8167 | | | F | | | | | 27 | | | 139 | | | | | | | | |
| 1.4 CRDi (66 kW) Eng.D4FC 5/13-1/70 | | | | | | | | | | | | | | | | | | | |
| 19-7815 | | -09/16 | R | | | 46 | | | | | 148 | | | | | 105,5 | | | |
| 19-8167 | | | F | | | | | 27 | | | 139 | | | | | | | | |

HYUNDAI

| METELLI ref | Spare Parts | | F/R | L/R | | | ABS | A | B | C | D | E | F | G | H | I | L | M | Fig | NOTE |
|--|-------------|--------|-----|-----|--|--|-----|---|----|-------|-------|-------|---|---|---|---|-------|---|-----|------|
| 1.6 (88 kW) Eng.G4FC, G4FG 6/12-1/70 | | | | | | | | | | | | | | | | | | | | |
| 19-7815 | | | R | | | | 46 | | | | | 148 | | | | | 105,5 | | | |
| 19-8167 | | | F | | | | | | 27 | | | 139 | | | | | | | | |
| 1.6 (95 kW) Eng.G4FD 6/12-12/15 | | | | | | | | | | | | | | | | | | | | |
| 19-7815 | | | R | | | | 46 | | | | | 148 | | | | | 105,5 | | | |
| 19-8167 | | | F | | | | | | 27 | | | 139 | | | | | | | | |
| 1.6 CRDi (81 kW) Eng.D4FB 6/12-1/70 | | | | | | | | | | | | | | | | | | | | |
| 19-7815 | | | R | | | | 46 | | | | | 148 | | | | | 105,5 | | | |
| 19-8167 | | | F | | | | | | 27 | | | 139 | | | | | | | | |
| 1.6 CRDi (94 kW) Eng.D4FB 6/12-12/15 | | | | | | | | | | | | | | | | | | | | |
| 19-7815 | | | R | | | | 46 | | | | | 148 | | | | | 105,5 | | | |
| 19-8167 | | | F | | | | | | 27 | | | 139 | | | | | | | | |
| 1.6 CRDi (100 kW) Eng.D4FB 1/15-1/70 | | | | | | | | | | | | | | | | | | | | |
| 19-7815 | | -09/16 | R | | | | 46 | | | | | 148 | | | | | 105,5 | | | |
| 19-8167 | | | F | | | | | | 27 | | | 139 | | | | | | | | |
| 1.6 GDI (99 kW) Eng.G4FD 6/12-1/70 | | | | | | | | | | | | | | | | | | | | |
| 19-7815 | | | R | | | | 46 | | | | | 148 | | | | | 105,5 | | | |
| 19-8167 | | | F | | | | | | 27 | | | 139 | | | | | | | | |
| i30 III (PDE, PD, PDEN) 11/16-1/70 | | | | | | | | | | | | | | | | | | | | |
| 2.0 N (184 kW) Eng.G4KH 7/17-1/70 | | | | | | | | | | | | | | | | | | | | |
| 19-8144 | | | F | | | | | | 30 | 35,18 | 91,92 | 139,9 | | | | | | | | |
| 19-8169 | | | R | | | | | | | | | 143 | | | | | | | | |
| 2.0 N (202 kW) Eng.G4KH 7/17-1/70 | | | | | | | | | | | | | | | | | | | | |
| 19-8144 | | | F | | | | | | 30 | 35,18 | 91,92 | 139,9 | | | | | | | | |
| 19-8169 | | | R | | | | | | | | | 143 | | | | | | | | |

HYUNDAI

| METELLI ref | Spare Parts | F/R | L/R | ABS | A | B | C | D | E | F | G | H | I | L | M | Fig | NOTE |
|---|-------------|-----|-----|-----|---|----|-------|-------|-------|---|---|---|------|-------|---|-----|------|
| i30 III Fastback (PDE, PDEN) 6/17-1/70 | | | | | | | | | | | | | | | | | |
| 2.0 N (184 kW) Eng.G4KH 7/17-1/70 | | | | | | | | | | | | | | | | | |
| 19-8144 | | F | | | | 30 | 35,18 | 91,92 | 139,9 | | | | | | | | |
| 19-8169 | | R | | | | | | | 143 | | | | | | | | |
| 2.0 N (202 kW) Eng.G4KH 7/17-1/70 | | | | | | | | | | | | | | | | | |
| 19-8144 | | F | | | | 30 | 35,18 | 91,92 | 139,9 | | | | | | | | |
| 19-8169 | | R | | | | | | | 143 | | | | | | | | |
| i40 (VF) 10/11-1/70 | | | | | | | | | | | | | | | | | |
| 1.6 CRDi (85 kW) Eng.D4FE 7/18-5/19 | | | | | | | | | | | | | | | | | |
| 19-8144 | | F | | | | 30 | 35,18 | 91,92 | 139,9 | | | | | | | | |
| 19-8172 | | R | | 47 | | | | | 148 | | | | | 118,4 | | | |
| 1.6 CRDi (100 kW) Eng.D4FE 7/18-5/19 | | | | | | | | | | | | | | | | | |
| 19-8144 | | F | | | | 30 | 35,18 | 91,92 | 139,9 | | | | | | | | |
| 19-8172 | | R | | 47 | | | | | 148 | | | | | 118,4 | | | |
| 1.6 GDI (99 kW) Eng.G4FD 3/12-5/19 | | | | | | | | | | | | | | | | | |
| 19-7677 | | F | | | | | 45 | 84 | | | | | 40,9 | 41 | | | |
| 19-8144 | 02/15- | F | | | | 30 | 35,18 | 91,92 | 139,9 | | | | | | | | |
| 19-8172 | | R | | 47 | | | | | 148 | | | | | 118,4 | | | |
| 1.7 CRDi (85 kW) Eng.D4FD 3/12-5/19 | | | | | | | | | | | | | | | | | |
| 19-7677 | | F | | | | | 45 | 84 | | | | | 40,9 | 41 | | | |
| 19-8144 | 01/15- | F | | | | 30 | 35,18 | 91,92 | 139,9 | | | | | | | | |
| 19-8172 | | R | | 47 | | | | | 148 | | | | | 118,4 | | | |
| 1.7 CRDi (100 kW) Eng.D4FD 3/12-5/19 | | | | | | | | | | | | | | | | | |
| 19-7677 | | F | | | | | 45 | 84 | | | | | 40,9 | 41 | | | |
| 19-8144 | 01/15- | F | | | | 30 | 35,18 | 91,92 | 139,9 | | | | | | | | |
| 19-8172 | | R | | 47 | | | | | 148 | | | | | 118,4 | | | |

HYUNDAI

| METELLI ref | Spare Parts | | F/R | L/R | | | ABS | A | B | C | D | E | F | G | H | I | L | M | Fig | NOTE |
|--|-------------|--------|-----|-----|--|--|-----|---|----|-------|-------|-------|---|---|---|---|---|---|-------|------|
| 1.7 CRDI (103 kW) Eng.D4FD 10/12-5/19 | | | | | | | | | | | | | | | | | | | | |
| 19-8144 | | 01/15- | F | | | | | | 30 | 35,18 | 91,92 | 139,9 | | | | | | | | |
| 19-8172 | | | R | | | | 47 | | | | | 148 | | | | | | | 118,4 | |
| 1.7 CRDI (104 kW) Eng.D4FD 1/15-5/19 | | | | | | | | | | | | | | | | | | | | |
| 19-8144 | | | F | | | | | | 30 | 35,18 | 91,92 | 139,9 | | | | | | | | |
| 19-8172 | | | R | | | | 47 | | | | | 148 | | | | | | | 118,4 | |
| 2.0 CVVT (110 kW) Eng.G4NA 10/12-5/19 | | | | | | | | | | | | | | | | | | | | |
| 19-8144 | | 02/15- | F | | | | | | 30 | 35,18 | 91,92 | 139,9 | | | | | | | | |
| 19-8172 | | | R | | | | 47 | | | | | 148 | | | | | | | 118,4 | |
| 2.0 GDi (121 kW) Eng.G4NC 12/14-5/19 | | | | | | | | | | | | | | | | | | | | |
| 19-8144 | | 02/15- | F | | | | | | 30 | 35,18 | 91,92 | 139,9 | | | | | | | | |
| 19-8172 | | | R | | | | 47 | | | | | 148 | | | | | | | 118,4 | |
| 2.0 GDI (130 kW) Eng.G4NC 3/12-5/19 | | | | | | | | | | | | | | | | | | | | |
| 19-8144 | | 02/15- | F | | | | | | 30 | 35,18 | 91,92 | 139,9 | | | | | | | | |
| 19-8172 | | | R | | | | 47 | | | | | 148 | | | | | | | 118,4 | |
| 2.0 GDI (131 kW) Eng.G4NC 3/12-5/19 | | | | | | | | | | | | | | | | | | | | |
| 19-7677 | | | F | | | | | | | 45 | 84 | | | | | | | | 40,9 | 41 |
| 19-8144 | | 02/15- | F | | | | | | 30 | 35,18 | 91,92 | 139,9 | | | | | | | | |
| 19-8172 | | | R | | | | 47 | | | | | 148 | | | | | | | 118,4 | |
| i40 CW (VF) 7/11-1/70 | | | | | | | | | | | | | | | | | | | | |
| 1.6 CRDi (85 kW) Eng.D4FE 7/18-5/19 | | | | | | | | | | | | | | | | | | | | |
| 19-8144 | | | F | | | | | | 30 | 35,18 | 91,92 | 139,9 | | | | | | | | |
| 19-8172 | | | R | | | | 47 | | | | | 148 | | | | | | | 118,4 | |
| 1.6 CRDi (100 kW) Eng.D4FE 7/18-5/19 | | | | | | | | | | | | | | | | | | | | |
| 19-8144 | | | F | | | | | | 30 | 35,18 | 91,92 | 139,9 | | | | | | | | |
| 19-8172 | | | R | | | | 47 | | | | | 148 | | | | | | | 118,4 | |
| 1.6 GDI (99 kW) Eng.G4FD 7/11-5/19 | | | | | | | | | | | | | | | | | | | | |
| 19-7677 | | | F | | | | | | | 45 | 84 | | | | | | | | 40,9 | 41 |

HYUNDAI

| METELLI ref | Spare Parts | | F/R | L/R | | | ABS | A | B | C | D | E | F | G | H | I | L | M | Fig | NOTE |
|--|-------------|--------|-----|-----|--|--|-----|---|---|------|----|-----|---|---|---|------|-------|-----|-----|------|
| 19-8172 | | | R | | | | 47 | | | | | 148 | | | | | 118,4 | | | |
| ix20 (JC) 11/10-1/70 | | | | | | | | | | | | | | | | | | | | |
| 1.4 (66 kW) Eng.G4FA 11/10-7/19 | | | | | | | | | | | | | | | | | | | | |
| 19-7678 | | | F | | | | | | | 42 | 78 | | | | | | | 40 | | |
| 19-8186 | | | R | | | | | | | | | 139 | | | | | | 106 | | |
| 1.4 (74 kW) Eng.G4FA 11/10-7/19 | | | | | | | | | | | | | | | | | | | | |
| 19-7678 | | | F | | | | | | | 42 | 78 | | | | | | | 40 | | |
| 19-8186 | | | R | | | | | | | | | 139 | | | | | | 106 | | |
| 1.4 CRDi (57 kW) Eng.D4FC 6/11-7/19 | | | | | | | | | | | | | | | | | | | | |
| 19-7678 | | | F | | | | | | | 42 | 78 | | | | | | | 40 | | |
| 19-8186 | | | R | | | | | | | | | 139 | | | | | | 106 | | |
| 1.4 CRDi (66 kW) Eng.D4FC 11/10-7/19 | | | | | | | | | | | | | | | | | | | | |
| 19-7678 | | | F | | | | | | | 42 | 78 | | | | | | | 40 | | |
| 19-8186 | | | R | | | | | | | | | 139 | | | | | | 106 | | |
| 1.6 (92 kW) Eng.G4FC 11/10-7/19 | | | | | | | | | | | | | | | | | | | | |
| 19-7678 | | | F | | | | | | | 42 | 78 | | | | | | | 40 | | |
| 19-8186 | | | R | | | | | | | | | 139 | | | | | | 106 | | |
| 1.6 CRDi (85 kW) Eng.D4FB 6/11-7/19 | | | | | | | | | | | | | | | | | | | | |
| 19-7678 | | | F | | | | | | | 42 | 78 | | | | | | | 40 | | |
| 19-8186 | | | R | | | | | | | | | 139 | | | | | | 106 | | |
| 1.6 CRDi (94 kW) Eng.D4FB 6/11-7/19 | | | | | | | | | | | | | | | | | | | | |
| 19-7678 | | | F | | | | | | | 42 | 78 | | | | | | | 40 | | |
| 19-8186 | | | R | | | | | | | | | 139 | | | | | | 106 | | |
| ix35 (LM, EL, ELH) / Tucson 8/09-1/70 | | | | | | | | | | | | | | | | | | | | |
| 1.6 (99 kW) Eng.G4FD 11/10-1/70 | | | | | | | | | | | | | | | | | | | | |
| 19-7677 | | | F | | | | | | | 45 | 84 | | | | | 40,9 | 41 | | | |
| 19-8151 | | 08/13- | F | | | | | | | 44,9 | 84 | | | | | | | 41 | | +ABS |

HYUNDAI

| METELLI ref | Spare Parts | | F/R | L/R | | ABS | A | B | C | D | E | F | G | H | I | L | M | Fig | NOTE | |
|--|-------------|--------|-----|-----|--|-----|---|---|------|----|-----|---|---|---|---|-------|----|-----|------|------|
| 19-8172 | | | R | | | 47 | | | | | 148 | | | | | 118,4 | | | +ABS | |
| 1.7 CRDi (85 kW) Eng.D4FD 11/10-1/70 | | | | | | | | | | | | | | | | | | | | |
| 19-7677 | | | F | | | | | | 45 | 84 | | | | | | 40,9 | 41 | | | |
| 19-8151 | | 09/13- | F | | | | | | 44,9 | 84 | | | | | | | 41 | | | +ABS |
| 19-8172 | | | R | | | 47 | | | | | 148 | | | | | 118,4 | | | +ABS | |
| 2.0 (113 kW) Eng.G4NA 8/13-12/15 | | | | | | | | | | | | | | | | | | | | |
| 19-8151 | | 01/14- | F | | | | | | 44,9 | 84 | | | | | | | 41 | | | +ABS |
| 19-8172 | | | R | | | 47 | | | | | 148 | | | | | 118,4 | | | +ABS | |
| 2.0 (114 kW) Eng.G4NA 11/13-1/70 | | | | | | | | | | | | | | | | | | | | |
| 19-8151 | | 01/14- | F | | | | | | 44,9 | 84 | | | | | | | 41 | | | +ABS |
| 19-8172 | | | R | | | 47 | | | | | 148 | | | | | 118,4 | | | +ABS | |
| 2.0 (120 kW) Eng.G4KD 1/10-7/13 | | | | | | | | | | | | | | | | | | | | |
| 19-7677 | | | F | | | | | | 45 | 84 | | | | | | 40,9 | 41 | | | |
| 19-8151 | | | F | | | | | | 44,9 | 84 | | | | | | | 41 | | | +ABS |
| 19-8172 | | | R | | | 47 | | | | | 148 | | | | | 118,4 | | | +ABS | |
| 2.0 (122 kW) Eng.G4KD 1/10-1/70 | | | | | | | | | | | | | | | | | | | | |
| 19-8151 | | 01/14- | F | | | | | | 44,9 | 84 | | | | | | | 41 | | | |
| 19-8172 | | | R | | | 47 | | | | | 148 | | | | | 118,4 | | | +ABS | |
| 2.0 4WD (113 kW) Eng.G4NA 9/14-12/15 | | | | | | | | | | | | | | | | | | | | |
| 19-7821 | | | R | | | | | | 42 | 76 | | | | | | | 39 | | | +ABS |
| 19-8151 | | | F | | | | | | 44,9 | 84 | | | | | | | 41 | | | +ABS |
| 2.0 4WD (116 kW) Eng.G4NA 9/14-6/15 | | | | | | | | | | | | | | | | | | | | |
| 19-7821 | | | R | | | | | | 42 | 76 | | | | | | | 39 | | | +ABS |
| 19-8151 | | | F | | | | | | 44,9 | 84 | | | | | | | 41 | | | +ABS |
| 2.0 4WD (120 kW) Eng.G4KD 1/10-1/70 | | | | | | | | | | | | | | | | | | | | |
| 19-7677 | | | F | | | | | | 45 | 84 | | | | | | 40,9 | 41 | | | |
| 19-7821 | | | R | | | | | | 42 | 76 | | | | | | | 39 | | | +ABS |
| 19-8151 | | 01/14- | F | | | | | | 44,9 | 84 | | | | | | | 41 | | | |

HYUNDAI

| METELLI ref | Spare Parts | | F/R | L/R | | | ABS | A | B | C | D | E | F | G | H | I | L | M | Fig | NOTE |
|---|-------------|--------|-----|-----|--|--|-----|---|---|------|----|-----|---|---|---|------|----|-------|-----|------|
| 2.0 AWD (114 kW) Eng.G4NA 11/13-1/70 | | | | | | | | | | | | | | | | | | | | |
| 19-7821 | | | R | | | | | | | 42 | 76 | | | | | | | 39 | | +ABS |
| 19-8151 | | 01/14- | F | | | | | | | 44,9 | 84 | | | | | | | 41 | | |
| 2.0 CRDi (100 kW) Eng.D4HA 1/10-1/70 | | | | | | | | | | | | | | | | | | | | |
| 19-7677 | | | F | | | | | | | 45 | 84 | | | | | 40,9 | 41 | | | |
| 19-8151 | | 01/14- | F | | | | | | | 44,9 | 84 | | | | | | | 41 | | |
| 19-8172 | | | R | | | | 47 | | | | | 148 | | | | | | 118,4 | | +ABS |
| 2.0 CRDi (130 kW) Eng.D4HA 1/12-1/70 | | | | | | | | | | | | | | | | | | | | |
| 19-8151 | | 01/14- | F | | | | | | | 44,9 | 84 | | | | | | | 41 | | |
| 19-8172 | | | R | | | | 47 | | | | | 148 | | | | | | 118,4 | | +ABS |
| 2.0 CRDi (132 kW) Eng.D4HA 1/10-6/15 | | | | | | | | | | | | | | | | | | | | |
| 19-8151 | | 01/14- | F | | | | | | | 44,9 | 84 | | | | | | | 41 | | |
| 19-8172 | | | R | | | | 47 | | | | | 148 | | | | | | 118,4 | | +ABS |
| 2.0 CRDi (135 kW) Eng.D4HA 1/12-1/70 | | | | | | | | | | | | | | | | | | | | |
| 19-7677 | | | F | | | | | | | 45 | 84 | | | | | 40,9 | 41 | | | |
| 19-8151 | | 01/14- | F | | | | | | | 44,9 | 84 | | | | | | | 41 | | |
| 19-8172 | | | R | | | | 47 | | | | | 148 | | | | | | 118,4 | | +ABS |
| 2.0 CRDi 4WD (100 kW) Eng.D4HA 1/10-1/70 | | | | | | | | | | | | | | | | | | | | |
| 19-7677 | | | F | | | | | | | 45 | 84 | | | | | 40,9 | 41 | | | |
| 19-7821 | | | R | | | | | | | 42 | 76 | | | | | | | 39 | | +ABS |
| 19-8151 | | 01/14- | F | | | | | | | 44,9 | 84 | | | | | | | 41 | | |
| 2.0 CRDi 4WD (130 kW) Eng.D4HA 1/11-1/70 | | | | | | | | | | | | | | | | | | | | |
| 19-7821 | | | R | | | | | | | 42 | 76 | | | | | | | 39 | | +ABS |
| 19-8151 | | 01/14- | F | | | | | | | 44,9 | 84 | | | | | | | 41 | | |
| 2.0 CRDi 4WD (132 kW) Eng.D4HA 1/10-6/15 | | | | | | | | | | | | | | | | | | | | |
| 19-7821 | | | R | | | | | | | 42 | 76 | | | | | | | 39 | | +ABS |
| 19-8151 | | 01/14- | F | | | | | | | 44,9 | 84 | | | | | | | 41 | | +ABS |
| 2.0 CRDi 4WD (135 kW) Eng.D4HA 1/10-1/70 | | | | | | | | | | | | | | | | | | | | |
| 19-7677 | | | F | | | | | | | 45 | 84 | | | | | 40,9 | 41 | | | |

HYUNDAI

| METELLI ref | Spare Parts | | F/R | L/R | | ABS | A | B | C | D | E | F | G | H | I | L | M | Fig | NOTE |
|--|-------------|--------|-----|-----|--|-----|---|---|------|----|-----|---|---|---|------|-------|---|-----|------|
| 19-7821 | | | R | | | | | | 42 | 76 | | | | | | 39 | | | +ABS |
| 19-8151 | | 01/14- | F | | | | | | 44,9 | 84 | | | | | | 41 | | | |
| 2.0 CVVT (110 kW) Eng.G4KD 8/09-7/13 | | | | | | | | | | | | | | | | | | | |
| 19-8151 | | | F | | | | | | 44,9 | 84 | | | | | | 41 | | | +ABS |
| 19-8172 | | | R | | | 47 | | | | | 148 | | | | | 118,4 | | | +ABS |
| 2.0 CVVT 4WD (122 kW) Eng.G4KD 8/09-1/70 | | | | | | | | | | | | | | | | | | | |
| 19-7821 | | | R | | | | | | 42 | 76 | | | | | | 39 | | | +ABS |
| 19-8151 | | 01/14- | F | | | | | | 44,9 | 84 | | | | | | 41 | | | +ABS |
| 2.0 CVVT AWD (110 kW) Eng.G4KD 8/09-7/13 | | | | | | | | | | | | | | | | | | | |
| 19-7677 | | | F | | | | | | 45 | 84 | | | | | 40,9 | 41 | | | +ABS |
| 19-7821 | | | R | | | | | | 42 | 76 | | | | | | 39 | | | +ABS |
| 2.0 GDI (110 kW) Eng.G4NA 8/13-12/15 | | | | | | | | | | | | | | | | | | | |
| 19-8151 | | 01/14- | F | | | | | | 44,9 | 84 | | | | | | 41 | | | +ABS |
| 19-8172 | | | R | | | 47 | | | | | 148 | | | | | 118,4 | | | +ABS |
| 2.0 GDi (122 kW) Eng.G4NC 8/13-1/70 | | | | | | | | | | | | | | | | | | | |
| 19-8151 | | 01/14- | F | | | | | | 44,9 | 84 | | | | | | 41 | | | +ABS |
| 19-8172 | | | R | | | 47 | | | | | 148 | | | | | 118,4 | | | +ABS |
| 2.0 GDi 4WD (122 kW) Eng.G4NC 8/13-12/15 | | | | | | | | | | | | | | | | | | | |
| 19-7821 | | | R | | | | | | 42 | 76 | | | | | | 39 | | | +ABS |
| 19-8151 | | 01/14- | F | | | | | | 44,9 | 84 | | | | | | 41 | | | +ABS |
| 2.4 4WD (129 kW) Eng.G4KE 9/12-12/13 | | | | | | | | | | | | | | | | | | | |
| 19-7677 | | | F | | | | | | 45 | 84 | | | | | 40,9 | 41 | | | +ABS |
| 19-7821 | | | R | | | | | | 42 | 76 | | | | | | 39 | | | +ABS |
| 2.4 4WD (130 kW) Eng.G4KE 1/10-1/70 | | | | | | | | | | | | | | | | | | | |
| 19-7821 | | | R | | | | | | 42 | 76 | | | | | | 39 | | | +ABS |
| 19-8151 | | 01/14- | F | | | | | | 44,9 | 84 | | | | | | 41 | | | +ABS |
| 2.4 CVVT 4WD (125 kW) Eng.G4KE 12/14-6/15 | | | | | | | | | | | | | | | | | | | |
| 19-7821 | | | R | | | | | | 42 | 76 | | | | | | 39 | | | +ABS |
| 19-8151 | | | F | | | | | | 44,9 | 84 | | | | | | 41 | | | +ABS |

HYUNDAI

| METELLI ref | Spare Parts | F/R | L/R | ABS | A | B | C | D | E | F | G | H | I | L | M | Fig | NOTE |
|---|-------------|-----|-----|-----|---|----|----|----|-------|---|---|---|------|------|---|-----|------|
| 2.4 DCVVT-I 4WD (128 kW) Eng.G4KE 7/10-12/13 | | | | | | | | | | | | | | | | | |
| 19-7677 | | F | | | | | 45 | 84 | | | | | 40,9 | 41 | | | +ABS |
| 19-7821 | | R | | | | | 42 | 76 | | | | | | 39 | | | +ABS |
| FCEV (53 kW) Eng.HFE 10/12-1/70 | | | | | | | | | | | | | | | | | |
| 19-7677 | | F | | | | | 45 | 84 | | | | | 40,9 | 41 | | | |
| Fuel Cell (100 kW) Eng.HFE 9/14-1/70 | | | | | | | | | | | | | | | | | |
| 19-7677 | | F | | | | | 45 | 84 | | | | | 40,9 | 41 | | | |
| ix55 / Veracruz 1/07-1/70 | | | | | | | | | | | | | | | | | |
| 3.0 V6 CRDi 4WD (176 kW) Eng.D6EA 9/08-12/11 | | | | | | | | | | | | | | | | | |
| 19-7653 | | F/R | | | | 30 | | | 139,2 | | | | | 87,8 | | | IW |
| 3.0 V6 CRDi 4WD (180 kW) Eng.D6EA 11/08-1/70 | | | | | | | | | | | | | | | | | |
| 19-7653 | | F | | | | 30 | | | 139,2 | | | | | 87,8 | | | |
| 3.0 V6 CRDi 4WD (184 kW) Eng.D6EA 9/11-12/12 | | | | | | | | | | | | | | | | | |
| 19-7653 | | F/R | | | | 30 | | | 139,2 | | | | | 87,8 | | | IW |
| 3.0 V6 CRDi 4WD (187 kW) Eng.- 3/12-11/12 | | | | | | | | | | | | | | | | | |
| 19-7653 | | F | | | | 30 | | | 139,2 | | | | | 87,8 | | | |
| 3.0 V6 CRDi 4WD (188 kW) Eng.D6EA 3/12-11/12 | | | | | | | | | | | | | | | | | |
| 19-7653 | | F | | | | 30 | | | 139,2 | | | | | 87,8 | | | |
| 3.8 V6 (194 kW) Eng.G6DA 1/11-1/70 | | | | | | | | | | | | | | | | | |
| 19-7653 | | F/R | | | | 30 | | | 139,2 | | | | | 87,8 | | | IW |
| 3.8 V6 4WD (191 kW) Eng.G6DA 1/07-1/70 | | | | | | | | | | | | | | | | | |
| 19-7653 | | F | | | | 30 | | | 139,2 | | | | | 87,8 | | | |
| 3.8 V6 4WD (194 kW) Eng.G6DA 1/11-1/70 | | | | | | | | | | | | | | | | | |
| 19-7653 | | F/R | | | | 30 | | | 139,2 | | | | | 87,8 | | | IW |
| 3.8 V6 4WD (199 kW) Eng.G6DA 1/08-1/70 | | | | | | | | | | | | | | | | | |
| 19-7653 | | F | | | | 30 | | | 139,2 | | | | | 87,8 | | | |

HYUNDAI

| METELLI ref | Spare Parts | | F/R | L/R | | | ABS | A | B | C | D | E | F | G | H | I | L | M | Fig | NOTE |
|---|-------------|--------|-----|-----|--|--|-----|---|---|-------|----|-----|---|---|---|---|---|-------|-----|------|
| Lantra II (J-1) / Elantra 10/90-11/95 | | | | | | | | | | | | | | | | | | | | |
| 1.5 i.e. (63 kW) Eng.G4DJ (10.90-.) 10/90-11/95 | | | | | | | | | | | | | | | | | | | | |
| 19-7068 | | | F | | | | | | | 38,17 | 65 | | | | | | | 21,12 | | |
| 19-7624 | | | R | | | | | | | 28 | 52 | | | | | | | 18,5 | | |
| 1.6 i.e. 16V (78 kW) Eng.G4CR 10/90-11/95 | | | | | | | | | | | | | | | | | | | | |
| 19-7068 | | | F | | | | | | | 38,17 | 65 | | | | | | | 21,12 | | |
| 19-7624 | | | R | | | | | | | 28 | 52 | | | | | | | 18,5 | | |
| 1.6 i.e. 16V (84 kW) Eng.G4CR 10/90-11/95 | | | | | | | | | | | | | | | | | | | | |
| 19-7068 | | | F | | | | | | | 38,17 | 65 | | | | | | | 21,12 | | |
| 19-7624 | | | R | | | | | | | 28 | 52 | | | | | | | 18,5 | | |
| 1.8 i.e. 16V (93 kW) Eng.G4CN (10.90-11.95) 10/90-11/95 | | | | | | | | | | | | | | | | | | | | |
| 19-7068 | | | F | | | | | | | 38,17 | 65 | | | | | | | 21,12 | | |
| 19-7624 | | | R | | | | | | | 28 | 52 | | | | | | | 18,5 | | |
| Lantra III (J-2) / Elantra 6/95-10/00 | | | | | | | | | | | | | | | | | | | | |
| 1.5 12V (65 kW) Eng.G4EK 12/96-9/00 | | | | | | | | | | | | | | | | | | | | |
| 19-7674 | | | F | | | | | | | 38 | 70 | | | | | | | 37 | | |
| 19-7797 | | | R | | | | | | | 28 | | 139 | | | | | | 64,4 | | -ABS |
| 19-7804 | | 04/98- | R | | | | 44 | | | 28 | | 139 | | | | | | 65 | | +ABS |
| 1.6 16V (84 kW) Eng.G4GR 11/95-9/00 | | | | | | | | | | | | | | | | | | | | |
| 19-7674 | | 12/95- | F | | | | | | | 38 | 70 | | | | | | | 37 | | |
| 19-7797 | | 12/95- | R | | | | | | | 28 | | 139 | | | | | | 64,4 | | -ABS |
| 19-7804 | | 04/98- | R | | | | 44 | | | 28 | | 139 | | | | | | 65 | | +ABS |
| 1.6 i (66 kW) Eng.G4GR 11/95-9/00 | | | | | | | | | | | | | | | | | | | | |
| 19-7674 | | 12/95- | F | | | | | | | 38 | 70 | | | | | | | 37 | | |
| 19-7797 | | 12/95- | R | | | | | | | 28 | | 139 | | | | | | 64,4 | | -ABS |
| 19-7804 | | 04/98- | R | | | | 44 | | | 28 | | 139 | | | | | | 65 | | +ABS |

HYUNDAI

| METELLI ref | Spare Parts | | F/R | L/R | | | ABS | A | B | C | D | E | F | G | H | I | L | M | Fig | NOTE |
|---|-------------|-------------|-----|-----|--|--|-----|---|---|----|----|-----|---|---|---|---|---|------|-----|------|
| 1.8 16V (94 kW) Eng.G4GM 11/95-9/00 | | | | | | | | | | | | | | | | | | | | |
| 19-7674 | | 12/95- | F | | | | | | | 38 | 70 | | | | | | | 37 | | |
| 19-7797 | | 12/95- | R | | | | | | | 28 | | 139 | | | | | | 64,4 | | -ABS |
| 19-7804 | | 04/98- | R | | | | 44 | | | 28 | | 139 | | | | | | 65 | | +ABS |
| 1.9 D (50 kW) Eng.DJY 3/98-9/00 | | | | | | | | | | | | | | | | | | | | |
| 19-7674 | | | F | | | | | | | 38 | 70 | | | | | | | 37 | | |
| 19-7797 | | | R | | | | | | | 28 | | 139 | | | | | | 64,4 | | -ABS |
| 19-7804 | | 04/98- | R | | | | 44 | | | 28 | | 139 | | | | | | 65 | | +ABS |
| 2.0 (100 kW) Eng.G4JP 4/97-5/00 | | | | | | | | | | | | | | | | | | | | |
| 19-7674 | | | F | | | | | | | 38 | 70 | | | | | | | 37 | | |
| 2.0 16V (102 kW) Eng.G4GF (08.96-) 8/96-9/00 | | | | | | | | | | | | | | | | | | | | |
| 19-7674 | | | F | | | | | | | 38 | 70 | | | | | | | 37 | | |
| 19-7797 | | | R | | | | | | | 28 | | 139 | | | | | | 64,4 | | -ABS |
| 19-7804 | | 04/98- | R | | | | 44 | | | 28 | | 139 | | | | | | 65 | | +ABS |
| Lantra III SW (J-2) / Elantra 11/95-10/00 | | | | | | | | | | | | | | | | | | | | |
| 1.5 12V (65 kW) Eng.G4EK 4/97-10/00 | | | | | | | | | | | | | | | | | | | | |
| 19-7674 | | -09/00 | F | | | | | | | 38 | 70 | | | | | | | 37 | | |
| 19-7797 | | -09/00 | R | | | | | | | 28 | | 139 | | | | | | 64,4 | | -ABS |
| 19-7804 | | 04/98-09/00 | R | | | | 44 | | | 28 | | 139 | | | | | | 65 | | +ABS |
| 1.6 16V (84 kW) Eng.G4GR 2/96-10/00 | | | | | | | | | | | | | | | | | | | | |
| 19-7674 | | -09/00 | F | | | | | | | 38 | 70 | | | | | | | 37 | | |
| 19-7797 | | -09/00 | R | | | | | | | 28 | | 139 | | | | | | 64,4 | | -ABS |
| 19-7804 | | 04/98-09/00 | R | | | | 44 | | | 28 | | 139 | | | | | | 65 | | +ABS |
| 1.6 i (66 kW) Eng.G4GR 2/96-10/00 | | | | | | | | | | | | | | | | | | | | |
| 19-7674 | | -09/00 | F | | | | | | | 38 | 70 | | | | | | | 37 | | |
| 19-7797 | | -09/00 | R | | | | | | | 28 | | 139 | | | | | | 64,4 | | -ABS |
| 19-7804 | | 04/98-09/00 | R | | | | 44 | | | 28 | | 139 | | | | | | 65 | | +ABS |

HYUNDAI

| METELLI ref | Spare Parts | | F/R | L/R | | | ABS | A | B | C | D | E | F | G | H | I | L | M | Fig | NOTE |
|---|-------------|-------------|-----|-----|--|--|-----|---|---|----|----|-----|---|---|---|---|---|------|-----|------|
| 1.8 16V (94 kW) Eng.G4GM 2/96-10/00 | | | | | | | | | | | | | | | | | | | | |
| 19-7674 | | -09/00 | F | | | | | | | 38 | 70 | | | | | | | 37 | | |
| 19-7797 | | -09/00 | R | | | | | | | 28 | | 139 | | | | | | 64,4 | | -ABS |
| 19-7804 | | 04/98-09/00 | R | | | | 44 | | | 28 | | 139 | | | | | | 65 | | +ABS |
| 1.9 D (50 kW) Eng.DJY 3/98-10/00 | | | | | | | | | | | | | | | | | | | | |
| 19-7674 | | -09/00 | F | | | | | | | 38 | 70 | | | | | | | 37 | | |
| 19-7797 | | -09/00 | R | | | | | | | 28 | | 139 | | | | | | 64,4 | | -ABS |
| 19-7804 | | 04/98-09/00 | R | | | | 44 | | | 28 | | 139 | | | | | | 65 | | +ABS |
| 2.0 (100 kW) Eng.G4JP 4/97-5/00 | | | | | | | | | | | | | | | | | | | | |
| 19-7674 | | | F | | | | | | | 38 | 70 | | | | | | | 37 | | |
| 2.0 16V (102 kW) Eng.G4GF (12.96-) 11/95-10/00 | | | | | | | | | | | | | | | | | | | | |
| 19-7674 | | -09/00 | F | | | | | | | 38 | 70 | | | | | | | 37 | | |
| 19-7797 | | -09/00 | R | | | | | | | 28 | | 139 | | | | | | 64,4 | | -ABS |
| 19-7804 | | 04/98-09/00 | R | | | | 44 | | | 28 | | 139 | | | | | | 65 | | +ABS |
| Matrix (FC) / Lavita 6/01-8/10 | | | | | | | | | | | | | | | | | | | | |
| 1.5 CRDi (60 kW) Eng.D3EA 10/01-8/10 | | | | | | | | | | | | | | | | | | | | |
| 19-7676 | | -04/10 | F | | | | | | | 39 | 74 | | | | | | | 36 | | |
| 1.5 CRDi (75 kW) Eng.D4FA 12/04-8/10 | | | | | | | | | | | | | | | | | | | | |
| 19-7676 | | -04/10 | F | | | | | | | 39 | 74 | | | | | | | 36 | | |
| 1.5 CRDi VGT (81 kW) Eng.D4FA 8/05-8/10 | | | | | | | | | | | | | | | | | | | | |
| 19-7676 | | | F | | | | | | | 39 | 74 | | | | | | | 36 | | |
| 1.6 (66 kW) Eng.G4ED 1/02-12/05 | | | | | | | | | | | | | | | | | | | | |
| 19-7676 | | | F | | | | | | | 39 | 74 | | | | | | | 36 | | |
| 1.6 (76 kW) Eng.G4ED 6/01-8/10 | | | | | | | | | | | | | | | | | | | | |
| 19-7676 | | -04/10 | F | | | | | | | 39 | 74 | | | | | | | 36 | | |

HYUNDAI

| METELLI ref | Spare Parts | | F/R | L/R | | | ABS | A | B | C | D | E | F | G | H | I | L | M | Fig | NOTE |
|--|-------------|-------------|-----|-----|--|--|-----|---|---|-------|------|---|---|---|---|---|------|-------|-----|------|
| 1.8 (90 kW) Eng.G4GB 6/01-8/10 | | | | | | | | | | | | | | | | | | | | |
| 19-7676 | | -04/10 | F | | | | | | | 39 | 74 | | | | | | | 36 | | |
| Pony II (X-1) / Excel 10/85-9/89 | | | | | | | | | | | | | | | | | | | | |
| 1.3 (50 kW) Eng.G13B 10/85-9/89 | | | | | | | | | | | | | | | | | | | | |
| 19-7062 | | | F | | | | | | | 17,5 | 50,3 | | | | | | 14,2 | 14,7 | | |
| 1.5 (X-1) (53 kW) Eng.G4DJ 10/85-9/89 | | | | | | | | | | | | | | | | | | | | |
| 19-7062 | | | F | | | | | | | 17,5 | 50,3 | | | | | | 14,2 | 14,7 | | |
| Pony II Sedan (X-1) / Presto 10/85-9/89 | | | | | | | | | | | | | | | | | | | | |
| 1.3 (50 kW) Eng.G13B 10/85-9/89 | | | | | | | | | | | | | | | | | | | | |
| 19-7062 | | | F | | | | | | | 17,5 | 50,3 | | | | | | 14,2 | 14,7 | | |
| 1.5 (53 kW) Eng.G4DJ 10/85-9/89 | | | | | | | | | | | | | | | | | | | | |
| 19-7062 | | | F | | | | | | | 17,5 | 50,3 | | | | | | 14,2 | 14,7 | | |
| Pony III (X-2) / Excel 10/89-5/96 | | | | | | | | | | | | | | | | | | | | |
| 1.3 (43 kW) Eng.G4DG (01.90-01.95) 10/89-1/95 | | | | | | | | | | | | | | | | | | | | |
| 19-7068 | | 01/90-07/94 | F | | | | | | | 38,17 | 65 | | | | | | | 21,12 | | |
| 19-7624 | | 01/90-07/94 | R | | | | | | | 28 | 52 | | | | | | | 18,5 | | |
| 1.3 (49 kW) Eng.G4DG 10/89-1/95 | | | | | | | | | | | | | | | | | | | | |
| 19-7068 | | 01/90-07/94 | F | | | | | | | 38,17 | 65 | | | | | | | 21,12 | | |
| 19-7624 | | 01/90-07/94 | R | | | | | | | 28 | 52 | | | | | | | 18,5 | | |
| 1.5 (53 kW) Eng.G15B (10.90-01.95), G4DJ 10/89-1/95 | | | | | | | | | | | | | | | | | | | | |
| 19-7068 | | 01/90-07/94 | F | | | | | | | 38,17 | 65 | | | | | | | 21,12 | | |
| 19-7624 | | 01/90-07/94 | R | | | | | | | 28 | 52 | | | | | | | 18,5 | | |
| 1.5 i (61 kW) Eng.G15B (10.90-01.95), G4DJ (10.90-.) 10/89-1/95 | | | | | | | | | | | | | | | | | | | | |
| 19-7068 | | 01/90-07/94 | F | | | | | | | 38,17 | 65 | | | | | | | 21,12 | | |
| 19-7624 | | 01/90-07/94 | R | | | | | | | 28 | 52 | | | | | | | 18,5 | | |

HYUNDAI

| METELLI ref | Spare Parts | | F/R | L/R | | | ABS | A | B | C | D | E | F | G | H | I | L | M | Fig | NOTE |
|--|-------------|-------------|-----|-----|--|--|-----|---|---|-------|----|---|---|---|---|---|-------|---|-----|------|
| 1.5 i (62 kW) Eng.G15B (10.90-01.95), G4DJ (10.90-.) 10/89-1/95 | | | | | | | | | | | | | | | | | | | | |
| 19-7068 | | 01/90-07/94 | F | | | | | | | 38,17 | 65 | | | | | | 21,12 | | | |
| 19-7624 | | 01/90-07/94 | R | | | | | | | 28 | 52 | | | | | | 18,5 | | | |
| Pony III Sedan (X-2) / Excel 9/89-5/96 | | | | | | | | | | | | | | | | | | | | |
| 1.3 (48 kW) Eng.G4DG 12/92-9/94 | | | | | | | | | | | | | | | | | | | | |
| 19-7068 | | | F | | | | | | | 38,17 | 65 | | | | | | 21,12 | | | |
| 1.3 (49 kW) Eng.G4DG 1/90-1/95 | | | | | | | | | | | | | | | | | | | | |
| 19-7068 | | | F | | | | | | | 38,17 | 65 | | | | | | 21,12 | | | |
| 1.5 (53 kW) Eng.G15B (10.90-01.95), G4DJ 1/90-1/95 | | | | | | | | | | | | | | | | | | | | |
| 19-7068 | | -07/94 | F | | | | | | | 38,17 | 65 | | | | | | 21,12 | | | |
| 19-7624 | | -07/94 | R | | | | | | | 28 | 52 | | | | | | 18,5 | | | |
| 1.5 i (61 kW) Eng.G15B (10.90-01.95), G4DJ (10.90-.) 1/90-1/95 | | | | | | | | | | | | | | | | | | | | |
| 19-7068 | | -07/94 | F | | | | | | | 38,17 | 65 | | | | | | 21,12 | | | |
| 19-7624 | | -07/94 | R | | | | | | | 28 | 52 | | | | | | 18,5 | | | |
| 1.5 i (62 kW) Eng.G15B (10.90-01.95), G4DJ (10.90-.) 1/90-1/95 | | | | | | | | | | | | | | | | | | | | |
| 19-7068 | | -07/94 | F | | | | | | | 38,17 | 65 | | | | | | 21,12 | | | |
| 19-7624 | | -07/94 | R | | | | | | | 28 | 52 | | | | | | 18,5 | | | |
| S Coupe (SLC) 2/90-5/96 | | | | | | | | | | | | | | | | | | | | |
| 1.5 i (62 kW) Eng.G4DJ (10.90-.) 2/90-5/96 | | | | | | | | | | | | | | | | | | | | |
| 19-7068 | | 03/90-04/94 | F | | | | | | | 38,17 | 65 | | | | | | 21,12 | | | |
| 1.5 i (65 kW) Eng.G4EK 4/92-5/96 | | | | | | | | | | | | | | | | | | | | |
| 19-7068 | | -04/94 | F | | | | | | | 38,17 | 65 | | | | | | 21,12 | | | |
| 1.5 i Turbo (85 kW) Eng.G4EK-TC 4/91-5/96 | | | | | | | | | | | | | | | | | | | | |
| 19-7068 | | -04/94 | F | | | | | | | 38,17 | 65 | | | | | | 21,12 | | | |

HYUNDAI

| METELLI ref | Spare Parts | | F/R | L/R | | | ABS | A | B | C | D | E | F | G | H | I | L | M | Fig | NOTE |
|--|-------------|-------------|-----|-----|--|--|-----|---|----|----|----|-------|---|---|---|------|------|---|-----|----------|
| Santa Fe I (SM) 11/00-3/06 | | | | | | | | | | | | | | | | | | | | |
| 2.0 (99 kW) Eng.G4JP 8/01-3/06 | | | | | | | | | | | | | | | | | | | | |
| 19-7677 | | -12/05 | F | | | | | | | 45 | 84 | | | | | 40,9 | 41 | | | |
| 19-7821 | | 02/04-12/05 | R | | | | | | | 42 | 76 | | | | | | 39 | | | +ABS |
| 2.0 CRDi (83 kW) Eng.D4EA 8/01-3/06 | | | | | | | | | | | | | | | | | | | | |
| 19-7677 | | -12/05 | F | | | | | | | 45 | 84 | | | | | 40,9 | 41 | | | |
| 2.0 CRDi 4WD (107 kW) Eng.D4EA 11/03-2/06 | | | | | | | | | | | | | | | | | | | | |
| 19-7677 | | -12/05 | F | | | | | | | 45 | 84 | | | | | 40,9 | 41 | | | |
| 19-7821 | | -12/05 | R | | | | | | | 42 | 76 | | | | | | 39 | | | +ABS |
| 2.0 CRDi 4x4 (83 kW) Eng.D4EA 4/01-3/06 | | | | | | | | | | | | | | | | | | | | |
| 19-7677 | | -12/05 | F | | | | | | | 45 | 84 | | | | | 40,9 | 41 | | | |
| 19-7821 | | -12/05 | R | | | | | | | 42 | 76 | | | | | | 39 | | | +ABS |
| 2.0 CRDi 4x4 (92 kW) Eng.D4EA 8/03-3/06 | | | | | | | | | | | | | | | | | | | | |
| 19-7677 | | -12/05 | F | | | | | | | 45 | 84 | | | | | 40,9 | 41 | | | |
| 19-7821 | | -12/05 | R | | | | | | | 42 | 76 | | | | | | 39 | | | +ABS |
| 2.4 16V (100 kW) Eng.G4JS 2/01-3/06 | | | | | | | | | | | | | | | | | | | | |
| 19-7677 | | -12/05 | F | | | | | | | 45 | 84 | | | | | 40,9 | 41 | | | |
| 2.4 16V (107 kW) Eng.G4JS 2/01-3/06 | | | | | | | | | | | | | | | | | | | | |
| 19-7677 | | -12/05 | F | | | | | | | 45 | 84 | | | | | 40,9 | 41 | | | |
| 2.4 16V 4x4 (100 kW) Eng.G4JS 2/01-3/06 | | | | | | | | | | | | | | | | | | | | |
| 19-7677 | | -12/05 | F | | | | | | | 45 | 84 | | | | | 40,9 | 41 | | | |
| 19-7821 | | -12/05 | R | | | | | | | 42 | 76 | | | | | | 39 | | | +ABS |
| 2.4 16V 4x4 (107 kW) Eng.G4JS 2/01-3/06 | | | | | | | | | | | | | | | | | | | | |
| 19-7677 | | -12/05 | F | | | | | | | 45 | 84 | | | | | 40,9 | 41 | | | |
| 19-7821 | | -12/05 | R | | | | | | | 42 | 76 | | | | | | 39 | | | +ABS |
| 2.7 (129 kW) Eng.G6BA 8/04-3/06 | | | | | | | | | | | | | | | | | | | | |
| 19-7653 | | 03/06- | F | | | | | | 30 | | | 139,2 | | | | | 87,8 | | | +ABS, IW |

HYUNDAI

| METELLI ref | Spare Parts | | F/R | L/R | | | ABS | A | B | C | D | E | F | G | H | I | L | M | Fig | NOTE |
|---|-------------|--------|-----|-----|--|--|-----|---|----|----|----|-------|---|---|---|---|---|---|------|----------|
| 2.7 4x4 (132 kW) Eng.G6EA 11/00-3/06 | | | | | | | | | | | | | | | | | | | | |
| 19-7653 | | 01/06- | F | | | | | | 30 | | | 139,2 | | | | | | | 87,8 | |
| 2.7 V6 4x4 (127 kW) Eng.G6BA 2/01-3/06 | | | | | | | | | | | | | | | | | | | | |
| 19-7653 | | 01/06- | F/R | | | | | | 30 | | | 139,2 | | | | | | | 87,8 | +ABS, IW |
| 19-7677 | | -12/05 | F | | | | | | | 45 | 84 | | | | | | | | 40,9 | 41 |
| 19-7821 | | -12/05 | R | | | | | | | 42 | 76 | | | | | | | | 39 | +ABS |
| Santa Fe II (CM) 3/06-12/12 | | | | | | | | | | | | | | | | | | | | |
| 2.0 CRDi (110 kW) Eng.D4HA 12/10-12/12 | | | | | | | | | | | | | | | | | | | | |
| 19-7653 | | -09/12 | F | | | | | | 30 | | | 139,2 | | | | | | | 87,8 | +ABS, IW |
| 2.0 CRDi 4x4 (110 kW) Eng.D4HA 12/10-12/12 | | | | | | | | | | | | | | | | | | | | |
| 19-7653 | | -09/12 | F/R | | | | | | 30 | | | 139,2 | | | | | | | 87,8 | +ABS, IW |
| 2.0 CRDi 4x4 (135 kW) Eng.D4HA 3/06-12/12 | | | | | | | | | | | | | | | | | | | | |
| 19-7653 | | | F | | | | | | 30 | | | 139,2 | | | | | | | 87,8 | |
| 2.2 CRDi (102 kW) Eng.D4EB 3/06-12/12 | | | | | | | | | | | | | | | | | | | | |
| 19-7653 | | -09/12 | F | | | | | | 30 | | | 139,2 | | | | | | | 87,8 | +ABS, IW |
| 2.2 CRDi (114 kW) Eng.D4EB 3/06-12/09 | | | | | | | | | | | | | | | | | | | | |
| 19-7653 | | | F | | | | | | 30 | | | 139,2 | | | | | | | 87,8 | +ABS, IW |
| 2.2 CRDi (145 kW) Eng.D4HB 1/09-12/12 | | | | | | | | | | | | | | | | | | | | |
| 19-7653 | | -09/12 | F | | | | | | 30 | | | 139,2 | | | | | | | 87,8 | +ABS, IW |
| 2.2 CRDi 4x4 (102 kW) Eng.D4EB 3/06-12/12 | | | | | | | | | | | | | | | | | | | | |
| 19-7653 | | -09/12 | F/R | | | | | | 30 | | | 139,2 | | | | | | | 87,8 | +ABS, IW |
| 2.2 CRDi 4x4 (114 kW) Eng.D4EB 3/06-12/09 | | | | | | | | | | | | | | | | | | | | |
| 19-7653 | | | F/R | | | | | | 30 | | | 139,2 | | | | | | | 87,8 | +ABS, IW |
| 2.2 CRDi 4x4 (145 kW) Eng.D4HB 1/09-12/12 | | | | | | | | | | | | | | | | | | | | |
| 19-7653 | | -09/12 | F/R | | | | | | 30 | | | 139,2 | | | | | | | 87,8 | +ABS, IW |
| 2.2 CRDi GLS (110 kW) Eng.D4EB 3/06-12/09 | | | | | | | | | | | | | | | | | | | | |
| 19-7653 | | | F | | | | | | 30 | | | 139,2 | | | | | | | 87,8 | +ABS, IW |

HYUNDAI

| METELLI ref | Spare Parts | | F/R | L/R | | | ABS | A | B | C | D | E | F | G | H | I | L | M | Fig | NOTE |
|--|-------------|--------|-----|-----|--|--|-----|---|----|---|---|-------|---|---|---|---|------|---|-----|----------|
| 2.2 CRDi GLS 4x4 (110 kW) Eng.D4EB 3/06-12/09 | | | | | | | | | | | | | | | | | | | | |
| 19-7653 | | | F/R | | | | | | 30 | | | 139,2 | | | | | 87,8 | | | +ABS, IW |
| 2.4 (128 kW) Eng.G4KE 11/10-12/12 | | | | | | | | | | | | | | | | | | | | |
| 19-7653 | | -09/12 | F | | | | | | 30 | | | 139,2 | | | | | 87,8 | | | +ABS, IW |
| 2.4 4x4 (128 kW) Eng.G4KE 7/10-12/12 | | | | | | | | | | | | | | | | | | | | |
| 19-7653 | | | F | | | | | | 30 | | | 139,2 | | | | | 87,8 | | | |
| 2.7 (125 kW) Eng.G6EA 3/06-12/12 | | | | | | | | | | | | | | | | | | | | |
| 19-7653 | | -09/09 | F | | | | | | 30 | | | 139,2 | | | | | 87,8 | | | +ABS, IW |
| 2.7 4x4 (125 kW) Eng.G6EA 3/06-12/12 | | | | | | | | | | | | | | | | | | | | |
| 19-7653 | | -09/09 | F/R | | | | | | 30 | | | 139,2 | | | | | 87,8 | | | +ABS, IW |
| 2.7 V6 GLS (139 kW) Eng.G6EA 3/06-12/09 | | | | | | | | | | | | | | | | | | | | |
| 19-7653 | | -09/09 | F | | | | | | 30 | | | 139,2 | | | | | 87,8 | | | +ABS, IW |
| 2.7 V6 GLS 4x4 (139 kW) Eng.G6EA 3/06-12/09 | | | | | | | | | | | | | | | | | | | | |
| 19-7653 | | -09/09 | F/R | | | | | | 30 | | | 139,2 | | | | | 87,8 | | | +ABS, IW |
| 3.5 (206 kW) Eng.G6DC 9/09-12/12 | | | | | | | | | | | | | | | | | | | | |
| 19-7653 | | | F | | | | | | 30 | | | 139,2 | | | | | 87,8 | | | |
| 3.5 4x4 (204 kW) Eng.G6DC 8/11-12/12 | | | | | | | | | | | | | | | | | | | | |
| 19-7653 | | | F | | | | | | 30 | | | 139,2 | | | | | 87,8 | | | |
| Santa Fe III (DM, DMA) 9/12-1/70 | | | | | | | | | | | | | | | | | | | | |
| 2.0 CRDi (110 kW) Eng.D4HA 9/12-1/70 | | | | | | | | | | | | | | | | | | | | |
| 19-7653 | | | F | | | | | | 30 | | | 139,2 | | | | | 87,8 | | | IW |
| 2.0 CRDi 4WD (110 kW) Eng.D4HA 9/12-1/70 | | | | | | | | | | | | | | | | | | | | |
| 19-7653 | | | F/R | | | | | | 30 | | | 139,2 | | | | | 87,8 | | | IW |
| 2.0 CRDi 4WD (136 kW) Eng.D4HA 9/12-1/70 | | | | | | | | | | | | | | | | | | | | |
| 19-7653 | | | F | | | | | | 30 | | | 139,2 | | | | | 87,8 | | | |
| 2.2 CRDi (145 kW) Eng.D4HB 9/12-12/15 | | | | | | | | | | | | | | | | | | | | |
| 19-7653 | | | F | | | | | | 30 | | | 139,2 | | | | | 87,8 | | | IW |

HYUNDAI

| METELLI ref | Spare Parts | | F/R | L/R | | | ABS | A | B | C | D | E | F | G | H | I | L | M | Fig | NOTE |
|--|-------------|--------|-----|-----|--|--|-----|---|----|----|---|-------|---|---|---|---|------|----|-----|------|
| 2.2 CRDi 4WD (145 kW) Eng.D4HB 9/12-12/15 | | | | | | | | | | | | | | | | | | | | |
| 19-7653 | | | F/R | | | | | | 30 | | | 139,2 | | | | | 87,8 | | | IW |
| 2.4 (141 kW) Eng.G4KJ 9/12-12/15 | | | | | | | | | | | | | | | | | | | | |
| 19-7653 | | | F | | | | | | 30 | | | 139,2 | | | | | 87,8 | | | IW |
| 2.4 4WD (141 kW) Eng.G4KJ 9/12-1/70 | | | | | | | | | | | | | | | | | | | | |
| 19-7653 | | | F/R | | | | | | 30 | | | 139,2 | | | | | 87,8 | | | IW |
| 2.4 CCVT (129 kW) Eng.G4KE 9/12-1/70 | | | | | | | | | | | | | | | | | | | | |
| 19-7653 | | | F | | | | | | 30 | | | 139,2 | | | | | 87,8 | | | |
| 2.4 CCVT AWD (129 kW) Eng.G4KE 9/12-1/70 | | | | | | | | | | | | | | | | | | | | |
| 19-7653 | | | F | | | | | | 30 | | | 139,2 | | | | | 87,8 | | | |
| 3.4 4WD (199 kW) Eng.G6DF 3/14-1/70 | | | | | | | | | | | | | | | | | | | | |
| 19-7653 | | | F | | | | | | 30 | | | 139,2 | | | | | 87,8 | | | |
| Sonata IV (EF) / Sonica 3/98-5/05 | | | | | | | | | | | | | | | | | | | | |
| 2.0 16V (96 kW) Eng.G4JP 10/01-11/04 | | | | | | | | | | | | | | | | | | | | |
| 19-7677 | | 01/02- | F | | | | | | 45 | 84 | | | | | | | 40,9 | 41 | | |
| 2.7 V6 (127 kW) Eng.G6BA 10/01-11/04 | | | | | | | | | | | | | | | | | | | | |
| 19-7677 | | | F | | | | | | 45 | 84 | | | | | | | 40,9 | 41 | | |
| Sonata V (NF) / Sonica 1/05-12/10 | | | | | | | | | | | | | | | | | | | | |
| 2.0 CRDi (100 kW) Eng.D4EA 2/06-12/10 | | | | | | | | | | | | | | | | | | | | |
| 19-7677 | | -11/10 | F | | | | | | 45 | 84 | | | | | | | 40,9 | 41 | | |
| 2.0 CRDi (103 kW) Eng.D4EA 2/06-12/10 | | | | | | | | | | | | | | | | | | | | |
| 19-7677 | | -11/10 | F | | | | | | 45 | 84 | | | | | | | 40,9 | 41 | | |
| 2.0 CRDi (110 kW) Eng.D4EA 3/09-12/10 | | | | | | | | | | | | | | | | | | | | |
| 19-7677 | | -11/10 | F | | | | | | 45 | 84 | | | | | | | 40,9 | 41 | | |
| 2.0 GLSI (119 kW) Eng.G4KD 7/08-12/10 | | | | | | | | | | | | | | | | | | | | |
| 19-7677 | | | F | | | | | | 45 | 84 | | | | | | | 40,9 | 41 | | +ABS |

HYUNDAI

| METELLI ref | Spare Parts | | F/R | L/R | | | ABS | A | B | C | D | E | F | G | H | I | L | M | Fig | NOTE |
|--|-------------|--------|-----|-----|--|--|-----|---|---|------|----|-----|---|---|---|---|------|-------|-----|------|
| 2.0 VVTi GLS (106 kW) Eng.G4KA 5/05-12/10 | | | | | | | | | | | | | | | | | | | | |
| 19-7677 | | -11/10 | F | | | | | | | 45 | 84 | | | | | | 40,9 | 41 | | |
| 2.0 VVTi GLS (121 kW) Eng.G4KD 1/08-12/10 | | | | | | | | | | | | | | | | | | | | |
| 19-7677 | | -11/10 | F | | | | | | | 45 | 84 | | | | | | 40,9 | 41 | | |
| 2.4 (119 kW) Eng.G4KC 1/05-12/10 | | | | | | | | | | | | | | | | | | | | |
| 19-7677 | | -11/10 | F | | | | | | | 45 | 84 | | | | | | 40,9 | 41 | | |
| 2.4 (128 kW) Eng.G4KC 6/08-12/10 | | | | | | | | | | | | | | | | | | | | |
| 19-7677 | | | F | | | | | | | 45 | 84 | | | | | | 40,9 | 41 | | +ABS |
| 3.3 (171 kW) Eng.G6DB 1/05-12/10 | | | | | | | | | | | | | | | | | | | | |
| 19-7677 | | -11/10 | F | | | | | | | 45 | 84 | | | | | | 40,9 | 41 | | |
| 3.3 (173 kW) Eng.G6DB 6/05-12/10 | | | | | | | | | | | | | | | | | | | | |
| 19-7677 | | -11/10 | F | | | | | | | 45 | 84 | | | | | | 40,9 | 41 | | |
| 3.3 (184 kW) Eng.G6DB 1/08-12/10 | | | | | | | | | | | | | | | | | | | | |
| 19-7677 | | -11/10 | F | | | | | | | 45 | 84 | | | | | | 40,9 | 41 | | |
| Sonata VI (YF) 1/09-12/15 | | | | | | | | | | | | | | | | | | | | |
| 2.0 (110 kW) Eng.G4KD 6/09-6/14 | | | | | | | | | | | | | | | | | | | | |
| 19-8151 | | 11/13- | F | | | | | | | 44,9 | 84 | | | | | | | 41 | | +ABS |
| 19-8172 | | | R | | | | 47 | | | | | 148 | | | | | | 118,4 | | +ABS |
| 2.0 (115 kW) Eng.G4NA 9/10-12/15 | | | | | | | | | | | | | | | | | | | | |
| 19-8151 | | 11/13- | F | | | | | | | 44,9 | 84 | | | | | | | 41 | | +ABS |
| 19-8172 | | | R | | | | 47 | | | | | 148 | | | | | | 118,4 | | +ABS |
| 2.0 (126 kW) Eng.G4NA 10/12-6/14 | | | | | | | | | | | | | | | | | | | | |
| 19-8151 | | 11/13- | F | | | | | | | 44,9 | 84 | | | | | | | 41 | | +ABS |
| 19-8172 | | | R | | | | 47 | | | | | 148 | | | | | | 118,4 | | +ABS |
| 2.0 Hybrid (110 kW) Eng.G4NA 1/11-6/14 | | | | | | | | | | | | | | | | | | | | |
| 19-8151 | | 11/13- | F | | | | | | | 44,9 | 84 | | | | | | | 41 | | +ABS |
| 19-8172 | | | R | | | | 47 | | | | | 148 | | | | | | 118,4 | | +ABS |

HYUNDAI

| METELLI ref | Spare Parts | | F/R | L/R | | | ABS | A | B | C | D | E | F | G | H | I | L | M | Fig | NOTE |
|---|-------------|--|-----|-----|--|--|-----|---|----|-------|-------|-------|---|---|---|---|---|---|-----|------|
| 2.0 Hybrid (110 kW) Eng.G4NG 9/14-1/70 | | | | | | | | | | | | | | | | | | | | |
| 19-8144 | | | F | | | | | | 30 | 35,18 | 91,92 | 139,9 | | | | | | | | |
| 19-8169 | | | R | | | | | | | | | 143 | | | | | | | | |
| 2.0 Hybrid (115 kW) Eng.G4NG 6/16-1/70 | | | | | | | | | | | | | | | | | | | | |
| 19-8144 | | | F | | | | | | 30 | 35,18 | 91,92 | 139,9 | | | | | | | | |
| 19-8169 | | | R | | | | | | | | | 143 | | | | | | | | |
| 2.0 Hybrid (153 kW) Eng.G4NG 9/14-1/70 | | | | | | | | | | | | | | | | | | | | |
| 19-8144 | | | F | | | | | | 30 | 35,18 | 91,92 | 139,9 | | | | | | | | |
| 19-8169 | | | R | | | | | | | | | 143 | | | | | | | | |
| 2.0 LPG (111 kW) Eng.G4NA 6/14-1/70 | | | | | | | | | | | | | | | | | | | | |
| 19-8144 | | | F | | | | | | 30 | 35,18 | 91,92 | 139,9 | | | | | | | | |
| 19-8169 | | | R | | | | | | | | | 143 | | | | | | | | |
| 2.0 LPG (113 kW) Eng.G4NA 9/14-1/70 | | | | | | | | | | | | | | | | | | | | |
| 19-8144 | | | F | | | | | | 30 | 35,18 | 91,92 | 139,9 | | | | | | | | |
| 19-8169 | | | R | | | | | | | | | 143 | | | | | | | | |
| 2.0 MPI (115 kW) Eng.G4NA 6/14-1/70 | | | | | | | | | | | | | | | | | | | | |
| 19-8144 | | | F | | | | | | 30 | 35,18 | 91,92 | 139,9 | | | | | | | | |
| 19-8169 | | | R | | | | | | | | | 143 | | | | | | | | |
| 2.4 (126 kW) Eng.G4KE 3/17-1/70 | | | | | | | | | | | | | | | | | | | | |
| 19-8144 | | | F | | | | | | 30 | 35,18 | 91,92 | 139,9 | | | | | | | | |
| 19-8169 | | | R | | | | | | | | | 143 | | | | | | | | |
| 2.4 (131 kW) Eng.G4KE 12/14-1/70 | | | | | | | | | | | | | | | | | | | | |
| 19-8144 | | | F | | | | | | 30 | 35,18 | 91,92 | 139,9 | | | | | | | | |
| 19-8169 | | | R | | | | | | | | | 143 | | | | | | | | |
| 2.4 (138 kW) Eng.G4KJ 9/14-1/70 | | | | | | | | | | | | | | | | | | | | |
| 19-8144 | | | F | | | | | | 30 | 35,18 | 91,92 | 139,9 | | | | | | | | |
| 19-8169 | | | R | | | | | | | | | 143 | | | | | | | | |
| 2.4 GDI (142 kW) Eng.G4KJ 9/14-1/70 | | | | | | | | | | | | | | | | | | | | |
| 19-8144 | | | F | | | | | | 30 | 35,18 | 91,92 | 139,9 | | | | | | | | |

HYUNDAI

| METELLI ref | Spare Parts | | F/R | L/R | | ABS | A | B | C | D | E | F | G | H | I | L | M | Fig | NOTE |
|--|-------------|--------|-----|-----|--|-----|---|---|------|------|-----|---|---|---|---|------|------|-----|------|
| 19-8169 | | | R | | | | | | | | 143 | | | | | | | | |
| Terracan (HP) 6/01-12/06 | | | | | | | | | | | | | | | | | | | |
| 2.5 D (59 kW) Eng.D4BH 6/01-10/03 | | | | | | | | | | | | | | | | | | | |
| 19-7065 | | | F | | | | | | 45,2 | 73,4 | | | | | | 19,6 | 19,8 | | |
| 2.5 D (74 kW) Eng.D4BH 6/01-10/03 | | | | | | | | | | | | | | | | | | | |
| 19-7065 | | | F | | | | | | 45,2 | 73,4 | | | | | | 19,6 | 19,8 | | |
| 2.5 TD (74 kW) Eng.D4BH 12/01-12/06 | | | | | | | | | | | | | | | | | | | |
| 19-7065 | | -10/06 | F | | | | | | 45,2 | 73,4 | | | | | | 19,6 | 19,8 | | |
| 2.9 CRDi (110 kW) Eng.J3(CRDi) 11/01-7/03 | | | | | | | | | | | | | | | | | | | |
| 19-7065 | | | F | | | | | | 45,2 | 73,4 | | | | | | 19,6 | 19,8 | | |
| 2.9 CRDi 4WD (110 kW) Eng.J3(CRDi) 12/01-12/06 | | | | | | | | | | | | | | | | | | | |
| 19-7065 | | -10/06 | F | | | | | | 45,2 | 73,4 | | | | | | 19,6 | 19,8 | | |
| 2.9 CRDi 4WD (120 kW) Eng.J3(CRDi) 11/03-12/06 | | | | | | | | | | | | | | | | | | | |
| 19-7065 | | -10/06 | F | | | | | | 45,2 | 73,4 | | | | | | 19,6 | 19,8 | | |
| 3.5 i V6 4WD (143 kW) Eng.G6CU 12/01-12/06 | | | | | | | | | | | | | | | | | | | |
| 19-7065 | | -10/06 | F | | | | | | 45,2 | 73,4 | | | | | | 19,6 | 19,8 | | |
| 3.5 i V6 4WD (147 kW) Eng.G6CU 12/01-12/06 | | | | | | | | | | | | | | | | | | | |
| 19-7065 | | | F | | | | | | 45,2 | 73,4 | | | | | | 19,6 | 19,8 | | |
| Tiburon Coupe 1/96-12/08 | | | | | | | | | | | | | | | | | | | |
| 2.0 (102 kW) Eng.G4GC 8/96-12/01 | | | | | | | | | | | | | | | | | | | |
| 19-7674 | | | F | | | | | | 38 | 70 | | | | | | | | 37 | |
| Trajet (FO) 3/00-7/08 | | | | | | | | | | | | | | | | | | | |
| 2.0 (100 kW) Eng.G4JP 3/00-7/08 | | | | | | | | | | | | | | | | | | | |
| 19-7677 | | -10/00 | F | | | | | | 45 | 84 | | | | | | 40,9 | 41 | | |

HYUNDAI

| METELLI ref | Spare Parts | | F/R | L/R | | | ABS | A | B | C | D | E | F | G | H | I | L | M | Fig | NOTE |
|---|-------------|--------|-----|-----|--|--|-----|---|---|----|----|---|---|---|---|------|----|---|-----|------|
| 2.7 V6 (127 kW) Eng.G6BA 9/00-7/08 | | | | | | | | | | | | | | | | | | | | |
| 19-7677 | | -10/00 | F | | | | | | | 45 | 84 | | | | | 40,9 | 41 | | | |
| Tucson I (JM) 6/04-1/70 | | | | | | | | | | | | | | | | | | | | |
| 2.0 (104 kW) Eng.G4GC 8/04-1/70 | | | | | | | | | | | | | | | | | | | | |
| 19-7677 | | | F | | | | | | | 45 | 84 | | | | | 40,9 | 41 | | | |
| 2.0 (105 kW) Eng.G4GC 1/07-1/12 | | | | | | | | | | | | | | | | | | | | |
| 19-7677 | | | F | | | | | | | 45 | 84 | | | | | 40,9 | 41 | | | +ABS |
| 2.0 (116 kW) Eng.G4NA 9/09-11/10 | | | | | | | | | | | | | | | | | | | | |
| 19-7677 | | | F | | | | | | | 45 | 84 | | | | | 40,9 | 41 | | | +ABS |
| 2.0 4WD (104 kW) Eng.G4GC 8/04-3/10 | | | | | | | | | | | | | | | | | | | | |
| 19-7677 | | | F | | | | | | | 45 | 84 | | | | | 40,9 | 41 | | | |
| 19-7821 | | | R | | | | | | | 42 | 76 | | | | | | 39 | | | +ABS |
| 2.0 4WD (105 kW) Eng.G4GC 7/05-11/10 | | | | | | | | | | | | | | | | | | | | |
| 19-7677 | | | F | | | | | | | 45 | 84 | | | | | 40,9 | 41 | | | +ABS |
| 2.0 CRDi (83 kW) Eng.D4EA 8/04-3/10 | | | | | | | | | | | | | | | | | | | | |
| 19-7677 | | | F | | | | | | | 45 | 84 | | | | | 40,9 | 41 | | | |
| 2.0 CRDi (88 kW) Eng.D4EA 1/07-3/10 | | | | | | | | | | | | | | | | | | | | |
| 19-7677 | | | F | | | | | | | 45 | 84 | | | | | 40,9 | 41 | | | +ABS |
| 2.0 CRDi (100 kW) Eng.D4EA 1/06-3/10 | | | | | | | | | | | | | | | | | | | | |
| 19-7677 | | | F | | | | | | | 45 | 84 | | | | | 40,9 | 41 | | | |
| 2.0 CRDi (103 kW) Eng.D4EA 1/06-3/10 | | | | | | | | | | | | | | | | | | | | |
| 19-7677 | | | F | | | | | | | 45 | 84 | | | | | 40,9 | 41 | | | |
| 2.0 CRDi (110 kW) Eng.D4EA 1/09-3/10 | | | | | | | | | | | | | | | | | | | | |
| 19-7677 | | | F | | | | | | | 45 | 84 | | | | | 40,9 | 41 | | | |
| 2.0 CRDi 4WD (83 kW) Eng.D4EA 8/04-3/10 | | | | | | | | | | | | | | | | | | | | |
| 19-7677 | | | F | | | | | | | 45 | 84 | | | | | 40,9 | 41 | | | |
| 2.0 CRDi 4WD (88 kW) Eng.D4EA 1/07-3/10 | | | | | | | | | | | | | | | | | | | | |
| 19-7677 | | | F | | | | | | | 45 | 84 | | | | | 40,9 | 41 | | | +ABS |

HYUNDAI

| METELLI ref | Spare Parts | | F/R | L/R | | | ABS | A | B | C | D | E | F | G | H | I | L | M | Fig | NOTE |
|---|-------------|--|-----|-----|--|--|-----|---|----|-------|-------|-------|---|---|---|---|---|---|-----|------|
| 1.6 CRDi hybrid 48V (85 kW) Eng.D4FE 3/19-1/70 | | | | | | | | | | | | | | | | | | | | |
| 19-8144 | | | F | | | | | | 30 | 35,18 | 91,92 | 139,9 | | | | | | | | |
| 19-8169 | | | R | | | | | | | | | 143 | | | | | | | | |
| 1.6 CRDi hybrid 48V (100 kW) Eng.D4FE 3/19-1/70 | | | | | | | | | | | | | | | | | | | | |
| 19-8144 | | | F | | | | | | 30 | 35,18 | 91,92 | 139,9 | | | | | | | | |
| 19-8169 | | | R | | | | | | | | | 143 | | | | | | | | |
| 1.6 CRDi hybrid 48V Trazione integrale (100 kW) Eng.D4FE 3/19-1/70 | | | | | | | | | | | | | | | | | | | | |
| 19-8144 | | | F | | | | | | 30 | 35,18 | 91,92 | 139,9 | | | | | | | | |
| 1.6 CRDi Trazione integrale (85 kW) Eng.D4FE 8/18-9/20 | | | | | | | | | | | | | | | | | | | | |
| 19-8144 | | | F | | | | | | 30 | 35,18 | 91,92 | 139,9 | | | | | | | | |
| 1.6 GDi (96 kW) Eng.G4FD 6/15-9/20 | | | | | | | | | | | | | | | | | | | | |
| 19-8144 | | | F | | | | | | 30 | 35,18 | 91,92 | 139,9 | | | | | | | | |
| 19-8169 | | | R | | | | | | | | | 143 | | | | | | | | |
| 1.6 GDi (97 kW) Eng.G4FD 6/15-9/20 | | | | | | | | | | | | | | | | | | | | |
| 19-8144 | | | F | | | | | | 30 | 35,18 | 91,92 | 139,9 | | | | | | | | |
| 19-8169 | | | R | | | | | | | | | 143 | | | | | | | | |
| 1.6 T-GDi (130 kW) Eng.G4FJ 6/15-9/20 | | | | | | | | | | | | | | | | | | | | |
| 19-8144 | | | F | | | | | | 30 | 35,18 | 91,92 | 139,9 | | | | | | | | |
| 19-8169 | | | R | | | | | | | | | 143 | | | | | | | | |
| 1.6 T-GDi 4WD (130 kW) Eng.G4FJ 6/15-9/20 | | | | | | | | | | | | | | | | | | | | |
| 19-8144 | | | F | | | | | | 30 | 35,18 | 91,92 | 139,9 | | | | | | | | |
| 1.7 CRDi (85 kW) Eng.D4FD 6/15-9/20 | | | | | | | | | | | | | | | | | | | | |
| 19-8144 | | | F | | | | | | 30 | 35,18 | 91,92 | 139,9 | | | | | | | | |
| 19-8169 | | | R | | | | | | | | | 143 | | | | | | | | |
| 1.7 CRDi (104 kW) Eng.D4FD 6/15-9/20 | | | | | | | | | | | | | | | | | | | | |
| 19-8144 | | | F | | | | | | 30 | 35,18 | 91,92 | 139,9 | | | | | | | | |
| 19-8169 | | | R | | | | | | | | | 143 | | | | | | | | |
| 2.0 (114 kW) Eng.G4NA 6/15-9/20 | | | | | | | | | | | | | | | | | | | | |
| 19-8144 | | | F | | | | | | 30 | 35,18 | 91,92 | 139,9 | | | | | | | | |

HYUNDAI

| METELLI ref | Spare Parts | | F/R | L/R | | ABS | A | B | C | D | E | F | G | H | I | L | M | Fig | NOTE |
|---|-------------|-------------|-----|-----|--|-----|---|----|-------|-------|-------|---|---|------|----|----|---|-----|------|
| 2.0 GDi 4WD (121 kW) Eng.G4NC 6/15-9/20 | | | | | | | | | | | | | | | | | | | |
| 19-8144 | | | F | | | | | 30 | 35,18 | 91,92 | 139,9 | | | | | | | | |
| 2.4 GDI Trazione integrale (135 kW) Eng.G4KJ 7/19-9/20 | | | | | | | | | | | | | | | | | | | |
| 19-8144 | | | F | | | | | 30 | 35,18 | 91,92 | 139,9 | | | | | | | | |
| Veloster (FS) 3/11-1/70 | | | | | | | | | | | | | | | | | | | |
| 1.6 (95 kW) Eng.G4FD 10/11-12/17 | | | | | | | | | | | | | | | | | | | |
| 19-7678 | | | F | | | | | 42 | 78 | | | | | | | 40 | | | +ABS |
| 1.6 GDI (103 kW) Eng.G4FD 3/11-12/17 | | | | | | | | | | | | | | | | | | | |
| 19-7678 | | | F | | | | | 42 | 78 | | | | | | | 40 | | | |
| 1.6 MPI (96 kW) Eng.G4FC 1/15-12/17 | | | | | | | | | | | | | | | | | | | |
| 19-7678 | | | F | | | | | 42 | 78 | | | | | | | 40 | | | +ABS |
| 1.6 MPI (97 kW) Eng.G4FC 4/11-12/17 | | | | | | | | | | | | | | | | | | | |
| 19-7678 | | | F | | | | | 42 | 78 | | | | | | | 40 | | | +ABS |
| 1.6 T-GDI (137 kW) Eng.G4FJ 10/12-12/17 | | | | | | | | | | | | | | | | | | | |
| 19-7678 | | | F | | | | | 42 | 78 | | | | | | | 40 | | | |
| 1.6 T-GDI (150 kW) Eng.G4FJ 8/12-12/17 | | | | | | | | | | | | | | | | | | | |
| 19-7678 | | | F | | | | | 42 | 78 | | | | | | | 40 | | | +ABS |
| XG (XG) / Grandeur XG 12/98-12/05 | | | | | | | | | | | | | | | | | | | |
| 250 (120 kW) Eng.G6BV 12/98-12/05 | | | | | | | | | | | | | | | | | | | |
| 19-7677 | | 01/02-11/05 | F | | | | | 45 | 84 | | | | | 40,9 | 41 | | | | +ABS |
| 30 (138 kW) Eng.G6CT 12/98-12/05 | | | | | | | | | | | | | | | | | | | |
| 19-7677 | | 01/02-11/05 | F | | | | | 45 | 84 | | | | | 40,9 | 41 | | | | +ABS |
| 350 (145 kW) Eng.G6CU 10/02-12/05 | | | | | | | | | | | | | | | | | | | |
| 19-7677 | | -11/05 | F | | | | | 45 | 84 | | | | | 40,9 | 41 | | | | +ABS |

HYUNDAI LCV

| METELLI ref | Spare Parts | | F/R | L/R | | | ABS | A | B | C | D | E | F | G | H | I | L | M | Fig | NOTE |
|--|-------------|--|-----|-----|--|--|-----|---|---|-------|-------|---|---|---|---|---|---|-------|-----|------|
| H-1 Platform/Chassis/ Libero 6/00-10/06 | | | | | | | | | | | | | | | | | | | | |
| 2.5 D (73 kW) Eng.D4BH 6/00-10/06 | | | | | | | | | | | | | | | | | | | | |
| 19-7002 | | | F | | | | | | | 21,43 | 65,09 | | | | | | | 18,29 | | |
| H-1 Van (A1)/ H 200/ Starex 10/97-12/07 | | | | | | | | | | | | | | | | | | | | |
| 2.4 (82 kW) Eng.G4CS 3/00-4/04 | | | | | | | | | | | | | | | | | | | | |
| 19-7002 | | | F | | | | | | | 21,43 | 65,09 | | | | | | | 18,29 | | |
| 2.5 CRDi (81 kW) Eng.D4CB 7/01-4/04 | | | | | | | | | | | | | | | | | | | | |
| 19-7002 | | | F | | | | | | | 21,43 | 65,09 | | | | | | | 18,29 | | |
| 2.5 CRDi (103 kW) Eng.D4CB 8/03-12/07 | | | | | | | | | | | | | | | | | | | | |
| 19-7002 | | | F | | | | | | | 21,43 | 65,09 | | | | | | | 18,29 | | |
| 2.5 TD (59 kW) Eng.D4BF 3/00-9/00 | | | | | | | | | | | | | | | | | | | | |
| 19-7002 | | | F | | | | | | | 21,43 | 65,09 | | | | | | | 18,29 | | |
| 2.5 TD (73 kW) Eng.D4BH 3/00-10/06 | | | | | | | | | | | | | | | | | | | | |
| 19-7002 | | | F | | | | | | | 21,43 | 65,09 | | | | | | | 18,29 | | |
| 2.5 TD (74 kW) Eng.D4BH 10/01-8/07 | | | | | | | | | | | | | | | | | | | | |
| 19-7002 | | | F | | | | | | | 21,43 | 65,09 | | | | | | | 18,29 | | |
| H100 Bus (P)/ H 150/ Grace 7/93-10/04 | | | | | | | | | | | | | | | | | | | | |
| 2.4 (84 kW) Eng.G4CS 1/97-3/00 | | | | | | | | | | | | | | | | | | | | |
| 19-7002 | | | F | | | | | | | 21,43 | 65,09 | | | | | | | 18,29 | | |
| 2.4 (90 kW) Eng.G4CS 7/93-3/00 | | | | | | | | | | | | | | | | | | | | |
| 19-7002 | | | F | | | | | | | 21,43 | 65,09 | | | | | | | 18,29 | | |
| 2.5 D (55 kW) Eng.D4BX 7/93-12/94 | | | | | | | | | | | | | | | | | | | | |
| 19-7002 | | | F | | | | | | | 21,43 | 65,09 | | | | | | | 18,29 | | |
| 2.5 D (57 kW) Eng.D4BA 12/94-3/00 | | | | | | | | | | | | | | | | | | | | |
| 19-7002 | | | F | | | | | | | 21,43 | 65,09 | | | | | | | 18,29 | | |

HYUNDAI LCV

| METELLI ref | Spare Parts | | F/R | L/R | | | ABS | A | B | C | D | E | F | G | H | I | L | M | Fig | NOTE |
|---|-------------|--|-----|-----|--|--|-----|---|----|-------|-------|-----|---|---|---|---|-------|---|-----|------|
| 2.5 TD (59 kW) Eng.D4BF 7/93-3/00 | | | | | | | | | | | | | | | | | | | | |
| 19-7002 | | | F | | | | | | | 21,43 | 65,09 | | | | | | 18,29 | | | |
| H100 Van/ H 150/ Grace 7/93-12/04 | | | | | | | | | | | | | | | | | | | | |
| 2.4 (82 kW) Eng.G4CS 10/97-12/04 | | | | | | | | | | | | | | | | | | | | |
| 19-7002 | | | F | | | | | | | 21,43 | 65,09 | | | | | | 18,29 | | | |
| 2.5 D (55 kW) Eng.D4BX 7/93-12/94 | | | | | | | | | | | | | | | | | | | | |
| 19-7002 | | | F | | | | | | | 21,43 | 65,09 | | | | | | 18,29 | | | |
| 2.5 D (57 kW) Eng.D4BA 12/94-3/00 | | | | | | | | | | | | | | | | | | | | |
| 19-7002 | | | F | | | | | | | 21,43 | 65,09 | | | | | | 18,29 | | | |
| i20 Hatchback Van (GB, IB) 5/15-1/70 | | | | | | | | | | | | | | | | | | | | |
| 1.1 CRDi (55 kW) Eng.D3FA 5/15-1/70 | | | | | | | | | | | | | | | | | | | | |
| 19-8156 | | | F | | | | | | | 38 | 72 | | | | | | 37 | | | |
| 1.4 CRDi (66 kW) Eng.D4FC 5/15-1/70 | | | | | | | | | | | | | | | | | | | | |
| 19-8156 | | | F | | | | | | | 38 | 72 | | | | | | 37 | | | |
| 1.4 MPi (74 kW) Eng.G4LC 5/15-1/70 | | | | | | | | | | | | | | | | | | | | |
| 19-8156 | | | F | | | | | | | 38 | 72 | | | | | | 37 | | | |
| MPI (55 kW) Eng.G4LA 5/15-1/70 | | | | | | | | | | | | | | | | | | | | |
| 19-8156 | | | F | | | | | | | 38 | 72 | | | | | | 37 | | | |
| MPI (62 kW) Eng.G4LA 5/15-1/70 | | | | | | | | | | | | | | | | | | | | |
| 19-8156 | | | F | | | | | | | 38 | 72 | | | | | | 37 | | | |
| T-GDi (74 kW) Eng.G3LC 1/16-1/70 | | | | | | | | | | | | | | | | | | | | |
| 19-8156 | | | F | | | | | | | 38 | 72 | | | | | | 37 | | | |
| i30 II Hatchback Van (GDE) 5/15-1/70 | | | | | | | | | | | | | | | | | | | | |
| 1.4 MPi (74 kW) Eng.G4LC 5/15-1/70 | | | | | | | | | | | | | | | | | | | | |
| 19-7815 | | | R | | | | 46 | | | | | 148 | | | | | 105,5 | | | |
| 19-8167 | | | F | | | | | | 27 | | | 139 | | | | | | | | |

HYUNDAI LCV

| METELLI ref | Spare Parts | | F/R | L/R | | ABS | A | B | C | D | E | F | G | H | I | L | M | Fig | NOTE |
|---|-------------|--------|-----|-----|--|-----|---|----|-------|-------|-------|---|---|---|---|-------|---|-----|------|
| 1.6 CRDI (81 kW) Eng.D4FB 5/15-1/70 | | | | | | | | | | | | | | | | | | | |
| 19-7815 | | -08/16 | R | | | 46 | | | | | 148 | | | | | 105,5 | | | |
| 19-8167 | | | F | | | | | 27 | | | 139 | | | | | | | | |
| 1.6 GDI (99 kW) Eng.G4FD 5/15-1/70 | | | | | | | | | | | | | | | | | | | |
| 19-7815 | | | R | | | 46 | | | | | 148 | | | | | 105,5 | | | |
| 19-8167 | | | F | | | | | 27 | | | 139 | | | | | | | | |
| i30 II Kombi Van (GDE, GD) 5/15-1/70 | | | | | | | | | | | | | | | | | | | |
| 1.4 MPI (74 kW) Eng.G4LC 5/15-1/70 | | | | | | | | | | | | | | | | | | | |
| 19-7815 | | -09/16 | R | | | 46 | | | | | 148 | | | | | 105,5 | | | |
| 19-8167 | | | F | | | | | 27 | | | 139 | | | | | | | | |
| 1.6 CRDI (81 kW) Eng.D4FB 5/15-1/70 | | | | | | | | | | | | | | | | | | | |
| 19-7815 | | -09/16 | R | | | 46 | | | | | 148 | | | | | 105,5 | | | |
| 19-8167 | | | F | | | | | 27 | | | 139 | | | | | | | | |
| 1.6 GDI (99 kW) Eng.G4FD 5/15-1/70 | | | | | | | | | | | | | | | | | | | |
| 19-7815 | | | R | | | 46 | | | | | 148 | | | | | 105,5 | | | |
| 19-8167 | | | F | | | | | 27 | | | 139 | | | | | | | | |
| i40 Kombi Van (VF) 5/15-1/70 | | | | | | | | | | | | | | | | | | | |
| 1.7 CRDI (85 kW) Eng.D4FD 5/15-5/19 | | | | | | | | | | | | | | | | | | | |
| 19-8144 | | | F | | | | | 30 | 35,18 | 91,92 | 139,9 | | | | | | | | |
| 19-8172 | | | R | | | 47 | | | | | 148 | | | | | 118,4 | | | |

IVECO HCV

Daily Citys Bus 6/14-10/16

50C/E (80 kW) Eng.- 4/16-1/70

| | | | | | | | | | | | | | | | | | | | |
|---------|--|--|-----|--|--|--|--|----|----|--|--|--|--|--|--|----|--|--|--|
| 19-2691 | | | F/R | | | | | 55 | 90 | | | | | | | 60 | | | |
|---------|--|--|-----|--|--|--|--|----|----|--|--|--|--|--|--|----|--|--|--|

IVECO HCV

| METELLI ref | Spare Parts | | F/R | L/R | | | ABS | A | B | C | D | E | F | G | H | I | L | M | Fig | NOTE |
|---|-------------|--|-----|-----|--|--|-----|---|---|----|----|---|---|---|---|---|----|---|-----|------|
| 50C14G Natural Power (100 kW) Eng.F1CFA401A, F1CFA401C (04.19-.) 3/14-1/70 | | | | | | | | | | | | | | | | | | | | |
| 19-2691 | | | F/R | | | | | | | 55 | 90 | | | | | | 60 | | | |
| 50C15 (107 kW) Eng.F1CE3481J, F1CFL411E 3/14-1/70 | | | | | | | | | | | | | | | | | | | | |
| 19-2691 | | | F/R | | | | | | | 55 | 90 | | | | | | 60 | | | |
| 50C17 (125 kW) Eng.F1CFL411F 3/14-1/70 | | | | | | | | | | | | | | | | | | | | |
| 19-2691 | | | F/R | | | | | | | 55 | 90 | | | | | | 60 | | | |
| Daily Line Bus 6/14-1/70 | | | | | | | | | | | | | | | | | | | | |
| 40C15, 50C15, 60C15 (107 kW) Eng.F1CE3481J, F1CFL411E 6/14-10/16 | | | | | | | | | | | | | | | | | | | | |
| 19-2691 | | | F/R | | | | | | | 55 | 90 | | | | | | 60 | | | |
| 40C15, 50C15, 60C15 (110 kW) Eng.- 4/16-1/70 | | | | | | | | | | | | | | | | | | | | |
| 19-2691 | | | F/R | | | | | | | 55 | 90 | | | | | | 60 | | | |
| 40C17, 50C17, 60C17 (125 kW) Eng.F1CFL411F 6/14-10/16 | | | | | | | | | | | | | | | | | | | | |
| 19-2691 | | | F/R | | | | | | | 55 | 90 | | | | | | 60 | | | |
| 40C18, 50C18, 60C18 (132 kW) Eng.- 4/16-1/70 | | | | | | | | | | | | | | | | | | | | |
| 19-2691 | | | F/R | | | | | | | 55 | 90 | | | | | | 60 | | | |
| 50C/E (80 kW) Eng.- 10/15-1/70 | | | | | | | | | | | | | | | | | | | | |
| 19-2691 | | | F/R | | | | | | | 55 | 90 | | | | | | 60 | | | |
| 50C14 Natural Power (100 kW) Eng.F1CFA401A 6/14-1/70 | | | | | | | | | | | | | | | | | | | | |
| 19-2691 | | | F/R | | | | | | | 55 | 90 | | | | | | 60 | | | |
| Daily Tourys Bus 6/06-1/70 | | | | | | | | | | | | | | | | | | | | |
| 50C17, 65C17 (125 kW) Eng.F1CFL411F 6/14-10/16 | | | | | | | | | | | | | | | | | | | | |
| 19-2691 | | | F/R | | | | | | | 55 | 90 | | | | | | 60 | | | |
| 50C18, 65C18 (132 kW) Eng.- 11/16-1/70 | | | | | | | | | | | | | | | | | | | | |
| 19-2691 | | | F/R | | | | | | | 55 | 90 | | | | | | 60 | | | |

IVECO HCV

| METELLI ref | Spare Parts | | F/R | L/R | | | ABS | A | B | C | D | E | F | G | H | I | L | M | Fig | NOTE |
|---|-------------|--------|-----|-----|--|--|-----|---|---|----|----|---|---|---|---|---|------|-------|-----|------------|
| Daily I Box body / Van / SW Van 1/78-12/90 | | | | | | | | | | | | | | | | | | | | |
| 30-8 (10014131, 10014132, 10014137, 10014231, 1001 (53 kW) Eng.8140.61.200 1/78-12/89 | | | | | | | | | | | | | | | | | | | | |
| 19-1591 | | 06/79- | F | R | | | | | | 25 | 80 | | | | | | 18,4 | 24,75 | | Iveco Axle |
| 19-1592 | | 06/79- | F | L | | | | | | 25 | 80 | | | | | | 18,4 | 24,75 | | Iveco Axle |
| 19-1638 | | | R | | | | | | | 55 | 90 | | | | | | | 23 | | Iveco Axle |
| 35-10 (10314204, 10314211, 10314212, 10314217, 103 (68 kW) Eng.8140.21.200 1/85-12/89 | | | | | | | | | | | | | | | | | | | | |
| 19-1591 | | | F | R | | | | | | 25 | 80 | | | | | | 18,4 | 24,75 | | |
| 19-1638 | | | R | | | | | | | 55 | 90 | | | | | | | 23 | | Iveco Axle |
| 35-8 (10034131, 10034132, 10034137, 10034224, 1003 (53 kW) Eng.8140.61.200 1/78-12/89 | | | | | | | | | | | | | | | | | | | | |
| 19-1591 | | | F | R | | | | | | 25 | 80 | | | | | | 18,4 | 24,75 | | |
| 19-1592 | | | F | L | | | | | | 25 | 80 | | | | | | 18,4 | 24,75 | | |
| 19-1638 | | | R | | | | | | | 55 | 90 | | | | | | | 23 | | Iveco Axle |
| 40-10 V (68 kW) Eng.8140.27 S 1/85-12/89 | | | | | | | | | | | | | | | | | | | | |
| 19-1591 | | | F | R | | | | | | 25 | 80 | | | | | | 18,4 | 24,75 | | |
| 19-1592 | | | F | L | | | | | | 25 | 80 | | | | | | 18,4 | 24,75 | | |
| 19-1638 | | | R | | | | | | | 55 | 90 | | | | | | | 23 | | Iveco Axle |
| 40-8 V (53 kW) Eng.8140.61.200 1/83-6/89 | | | | | | | | | | | | | | | | | | | | |
| 19-1591 | | | F | R | | | | | | 25 | 80 | | | | | | 18,4 | 24,75 | | |
| 19-1592 | | | F | L | | | | | | 25 | 80 | | | | | | 18,4 | 24,75 | | |
| 19-1638 | | | R | | | | | | | 55 | 90 | | | | | | | 23 | | Iveco Axle |
| 45-10 V (10334204, 10334211, 10334212, 10334217,.. (68 kW) Eng.8140.21.200 1/85-12/89 | | | | | | | | | | | | | | | | | | | | |
| 19-1591 | | | F | R | | | | | | 25 | 80 | | | | | | 18,4 | 24,75 | | |
| 19-1592 | | | F | L | | | | | | 25 | 80 | | | | | | 18,4 | 24,75 | | |
| 19-1638 | | | R | | | | | | | 55 | 90 | | | | | | | 23 | | Iveco Axle |
| Daily I Platform/Chassis 1/78-12/90 | | | | | | | | | | | | | | | | | | | | |
| 30-8 (10011131, 10011132, 10011231, 10011232, 1001 (53 kW) Eng.8140.61.200 1/78-12/89 | | | | | | | | | | | | | | | | | | | | |
| 19-1591 | | 06/79- | F | R | | | | | | 25 | 80 | | | | | | 18,4 | 24,75 | | Iveco Axle |

IVECO HCV

| METELLI ref | Spare Parts | | F/R | L/R | | | ABS | A | B | C | D | E | F | G | H | I | L | M | Fig | NOTE |
|---|-------------|--------|-----|-----|--|--|-----|---|---|----|----|---|---|---|---|------|-------|---|-----|-------------|
| 19-1592 | | 06/79- | F | L | | | | | | 25 | 80 | | | | | 18,4 | 24,75 | | | Iveco Axle |
| 19-1638 | | | R | | | | | | | 55 | 90 | | | | | | 23 | | | Iveco Axle |
| 35-10 (10310311, 10311111, 10311112, 10311117, 103 (68 kW) Eng.8140.21.200 1/85-12/89 | | | | | | | | | | | | | | | | | | | | |
| 19-1591 | | | F | R | | | | | | 25 | 80 | | | | | 18,4 | 24,75 | | | |
| 19-1592 | | | F | L | | | | | | 25 | 80 | | | | | 18,4 | 24,75 | | | |
| 19-1638 | | | R | | | | | | | 55 | 90 | | | | | | 23 | | | Iveco Axle |
| 35-8 (10031131, 10031132, 10031137, 10031224, 1003 (53 kW) Eng.8140.61.200 1/78-12/89 | | | | | | | | | | | | | | | | | | | | |
| 19-1591 | | | F | R | | | | | | 25 | 80 | | | | | 18,4 | 24,75 | | | |
| 19-1592 | | | F | L | | | | | | 25 | 80 | | | | | 18,4 | 24,75 | | | |
| 19-1638 | | | R | | | | | | | 55 | 90 | | | | | | 23 | | | Iveco Axle |
| 40-10 (68 kW) Eng.8140.27 S 1/85-12/89 | | | | | | | | | | | | | | | | | | | | |
| 19-1591 | | | F | R | | | | | | 25 | 80 | | | | | 18,4 | 24,75 | | | |
| 19-1592 | | | F | L | | | | | | 25 | 80 | | | | | 18,4 | 24,75 | | | |
| 19-1638 | | | R | | | | | | | 55 | 90 | | | | | | 23 | | | Iveco Axle |
| 40-8 (53 kW) Eng.8140.61.200 1/83-6/89 | | | | | | | | | | | | | | | | | | | | |
| 19-1591 | | | F | R | | | | | | 25 | 80 | | | | | 18,4 | 24,75 | | | |
| 19-1592 | | | F | L | | | | | | 25 | 80 | | | | | 18,4 | 24,75 | | | |
| 19-1638 | | | R | | | | | | | 55 | 90 | | | | | | 23 | | | Iveco Axle |
| 45-10 (10331211, 10331212, 10331217, 10331304, 103 (68 kW) Eng.8140.21.200 1/85-12/89 | | | | | | | | | | | | | | | | | | | | |
| 19-1638 | | | R | | | | | | | 55 | 90 | | | | | | 23 | | | Axle 5.62/1 |
| Daily II Box body / Van / SW Van 1/89-5/99 | | | | | | | | | | | | | | | | | | | | |
| 2.5 4x4 (76 kW) Eng.8140.27 11/89-5/96 | | | | | | | | | | | | | | | | | | | | |
| 19-1638 | | | F/R | | | | | | | 55 | 90 | | | | | | 23 | | | |
| 30-10 (76 kW) Eng.8140.23 1/97-5/99 | | | | | | | | | | | | | | | | | | | | |
| 19-1591 | | | F | R | | | | | | 25 | 80 | | | | | 18,4 | 24,75 | | | |
| 19-1592 | | | F | L | | | | | | 25 | 80 | | | | | 18,4 | 24,75 | | | |
| 19-1638 | | | R | | | | | | | 55 | 90 | | | | | | 23 | | | |

IVECO HCV

| METELLI ref | Spare Parts | | F/R | L/R | | | ABS | A | B | C | D | E | F | G | H | I | L | M | Fig | NOTE |
|---|-------------|--|-----|-----|--|--|-----|---|---|----|----|---|---|---|---|---|------|-------|-----|------|
| 30-10 C (76 kW) Eng.8140.23 1/97-5/99 | | | | | | | | | | | | | | | | | | | | |
| 19-1591 | | | F | R | | | | | | 25 | 80 | | | | | | 18,4 | 24,75 | | |
| 19-1592 | | | F | L | | | | | | 25 | 80 | | | | | | 18,4 | 24,75 | | |
| 19-1638 | | | R | | | | | | | 55 | 90 | | | | | | | 23 | | |
| 30-8 (12914111, 12914112, 12914117, 12914131, 1291 (55 kW) Eng.8140.07 1/89-8/98 | | | | | | | | | | | | | | | | | | | | |
| 19-1591 | | | F | R | | | | | | 25 | 80 | | | | | | 18,4 | 24,75 | | |
| 19-1592 | | | F | L | | | | | | 25 | 80 | | | | | | 18,4 | 24,75 | | |
| 19-1638 | | | R | | | | | | | 55 | 90 | | | | | | | 23 | | |
| 30-8 (12914111, 12914112, 12914117, 12914131, 1291 (55 kW) Eng.8140.07.00 1/89-8/98 | | | | | | | | | | | | | | | | | | | | |
| 19-1591 | | | F | R | | | | | | 25 | 80 | | | | | | 18,4 | 24,75 | | |
| 19-1592 | | | F | L | | | | | | 25 | 80 | | | | | | 18,4 | 24,75 | | |
| 19-1638 | | | R | | | | | | | 55 | 90 | | | | | | | 23 | | |
| 30-8 (12914111, 12914112, 12914117, 12914131, 1291 (60 kW) Eng.8140.67F. 1/89-8/98 | | | | | | | | | | | | | | | | | | | | |
| 19-1591 | | | F | R | | | | | | 25 | 80 | | | | | | 18,4 | 24,75 | | |
| 19-1592 | | | F | L | | | | | | 25 | 80 | | | | | | 18,4 | 24,75 | | |
| 19-1638 | | | R | | | | | | | 55 | 90 | | | | | | | 23 | | |
| 30-8 (14914111, 14914117, 14914211, 14914217, 1491 (60 kW) Eng.8140.67F. 1/89-8/98 | | | | | | | | | | | | | | | | | | | | |
| 19-1591 | | | F | R | | | | | | 25 | 80 | | | | | | 18,4 | 24,75 | | |
| 19-1592 | | | F | L | | | | | | 25 | 80 | | | | | | 18,4 | 24,75 | | |
| 19-1638 | | | R | | | | | | | 55 | 90 | | | | | | | 23 | | |
| 30-8 (14914111, 14914117, 14914211, 14914217, 1491 (62 kW) Eng.8140.63 9/98-5/99 | | | | | | | | | | | | | | | | | | | | |
| 19-1591 | | | F | R | | | | | | 25 | 80 | | | | | | 18,4 | 24,75 | | |
| 19-1592 | | | F | L | | | | | | 25 | 80 | | | | | | 18,4 | 24,75 | | |
| 19-1638 | | | R | | | | | | | 55 | 90 | | | | | | | 23 | | |
| 30-8 V (14914111, 14914117, 14914211, 14914217, 14 (62 kW) Eng.8140.63 9/98-5/99 | | | | | | | | | | | | | | | | | | | | |
| 19-1591 | | | F | R | | | | | | 25 | 80 | | | | | | 18,4 | 24,75 | | |
| 19-1592 | | | F | L | | | | | | 25 | 80 | | | | | | 18,4 | 24,75 | | |
| 19-1638 | | | R | | | | | | | 55 | 90 | | | | | | | 23 | | |

IVECO HCV

| METELLI ref | Spare Parts | | F/R | L/R | | | ABS | A | B | C | D | E | F | G | H | I | L | M | Fig | NOTE |
|--|-------------|--|-----|-----|--|--|-----|---|---|----|----|---|---|---|---|---|------|-------|-----|------------|
| 35-10 (12974212, 12974217, 13014111, 13014131, 130 (76 kW) Eng.8140.27, 8140.97 1/89-8/98 | | | | | | | | | | | | | | | | | | | | |
| 19-1591 | | | F | R | | | | | | 25 | 80 | | | | | | 18,4 | 24,75 | | |
| 19-1592 | | | F | L | | | | | | 25 | 80 | | | | | | 18,4 | 24,75 | | |
| 19-1638 | | | R | | | | | | | 55 | 90 | | | | | | | 23 | | Brake drum |
| 19-2691 | | | R | | | | | | | 55 | 90 | | | | | | | 60 | | Brake disc |
| 35-10 (12974212, 12974217, 13014111, 13014131, 130 (80 kW) Eng.8140.47R 1/89-8/98 | | | | | | | | | | | | | | | | | | | | |
| 19-1591 | | | F | R | | | | | | 25 | 80 | | | | | | 18,4 | 24,75 | | |
| 19-1592 | | | F | L | | | | | | 25 | 80 | | | | | | 18,4 | 24,75 | | |
| 19-1638 | | | R | | | | | | | 55 | 90 | | | | | | | 23 | | Brake drum |
| 19-2691 | | | R | | | | | | | 55 | 90 | | | | | | | 60 | | Brake disc |
| 35-10 (15034111, 15034204, 15034211, 15034215, 150 (76 kW) Eng.8140.23 1/96-5/99 | | | | | | | | | | | | | | | | | | | | |
| 19-1591 | | | F | R | | | | | | 25 | 80 | | | | | | 18,4 | 24,75 | | |
| 19-1592 | | | F | L | | | | | | 25 | 80 | | | | | | 18,4 | 24,75 | | |
| 19-1638 | | | R | | | | | | | 55 | 90 | | | | | | | 23 | | Brake drum |
| 19-2691 | | | R | | | | | | | 55 | 90 | | | | | | | 60 | | Brake disc |
| 35-12 (90 kW) Eng.8140.43. 2/95-5/99 | | | | | | | | | | | | | | | | | | | | |
| 19-1638 | | | R | | | | | | | 55 | 90 | | | | | | | 23 | | |
| 19-2691 | | | F | | | | | | | 55 | 90 | | | | | | | 60 | | |
| 35-12 (13114131, 13114204, 13114211, 13114212, 131 (85 kW) Eng.8140.47, 8140.47S 1/90-4/96 | | | | | | | | | | | | | | | | | | | | |
| 19-1638 | | | R | | | | | | | 55 | 90 | | | | | | | 23 | | |
| 35-8 (12934104, 12934111, 12934112, 12934117, 1293 (55 kW) Eng.8140.07 1/91-8/98 | | | | | | | | | | | | | | | | | | | | |
| 19-1591 | | | F | R | | | | | | 25 | 80 | | | | | | 18,4 | 24,75 | | |
| 19-1592 | | | F | L | | | | | | 25 | 80 | | | | | | 18,4 | 24,75 | | |
| 19-1638 | | | R | | | | | | | 55 | 90 | | | | | | | 23 | | |
| 35-8 (12934104, 12934111, 12934112, 12934117, 1293 (60 kW) Eng.8140.67F. 1/91-8/98 | | | | | | | | | | | | | | | | | | | | |
| 19-1591 | | | F | R | | | | | | 25 | 80 | | | | | | 18,4 | 24,75 | | |
| 19-1592 | | | F | L | | | | | | 25 | 80 | | | | | | 18,4 | 24,75 | | |
| 19-1638 | | | R | | | | | | | 55 | 90 | | | | | | | 23 | | |

IVECO HCV

| METELLI ref | Spare Parts | | F/R | L/R | | | ABS | A | B | C | D | E | F | G | H | I | L | M | Fig | NOTE |
|---|-------------|--|-----|-----|--|--|-----|---|---|----|----|---|---|---|---|---|------|-------|-----|------|
| 35-8 (14934104, 14934111, 14934204, 14934205, 1493 (62 kW) Eng.8140.63 9/98-5/99 | | | | | | | | | | | | | | | | | | | | |
| 19-1591 | | | F | R | | | | | | 25 | 80 | | | | | | 18,4 | 24,75 | | |
| 19-1592 | | | F | L | | | | | | 25 | 80 | | | | | | 18,4 | 24,75 | | |
| 19-1638 | | | R | | | | | | | 55 | 90 | | | | | | | 23 | | |
| 40-10 4x4 (15214104, 15214111, 15214117, 15215111) (76 kW) Eng.8140.23 1/97-5/99 | | | | | | | | | | | | | | | | | | | | |
| 19-2264 | | | F | | | | | | | 40 | 73 | | | | | | | 55 | | |
| 40-10 V (76 kW) Eng.8140.27 1/90-4/96 | | | | | | | | | | | | | | | | | | | | |
| 19-1591 | | | F | R | | | | | | 25 | 80 | | | | | | 18,4 | 24,75 | | |
| 19-1592 | | | F | L | | | | | | 25 | 80 | | | | | | 18,4 | 24,75 | | |
| 19-1638 | | | R | | | | | | | 55 | 90 | | | | | | | 23 | | |
| 49-12 V (15154204, 15154211, 15154215, 15154217,.. (90 kW) Eng.8140.43. 5/96-5/99 | | | | | | | | | | | | | | | | | | | | |
| 19-2264 | | | F | | | | | | | 40 | 73 | | | | | | | 55 | | |
| 19-2691 | | | R | | | | | | | 55 | 90 | | | | | | | 60 | | |
| Daily II Bus 6/90-5/99 | | | | | | | | | | | | | | | | | | | | |
| A 40-10 (94139111, 94139131, 94139311, 94139315,.. (76 kW) Eng.8140.27 1/91-12/96 | | | | | | | | | | | | | | | | | | | | |
| 19-1591 | | | F | R | | | | | | 25 | 80 | | | | | | 18,4 | 24,75 | | |
| 19-1592 | | | F | L | | | | | | 25 | 80 | | | | | | 18,4 | 24,75 | | |
| 19-1638 | | | R | | | | | | | 55 | 90 | | | | | | | 23 | | |
| A 40-10 (95719111, 95719131, 95719311, 95719315,.. (76 kW) Eng.8140.23 9/96-5/99 | | | | | | | | | | | | | | | | | | | | |
| 19-2264 | | | F | | | | | | | 40 | 73 | | | | | | | 55 | | |
| 19-2691 | | | R | | | | | | | 55 | 90 | | | | | | | 60 | | |
| A 40-12 (95819311, 95819315, 95819317, 95819331) (90 kW) Eng.8140.43. 5/96-5/99 | | | | | | | | | | | | | | | | | | | | |
| 19-2264 | | | F | | | | | | | 40 | 73 | | | | | | | 55 | | |
| 19-2691 | | | R | | | | | | | 55 | 90 | | | | | | | 60 | | |
| A 45-10 (95739111, 95739131, 95739311, 95739317,.. (76 kW) Eng.8140.23 5/96-5/99 | | | | | | | | | | | | | | | | | | | | |
| 19-2264 | | | F | | | | | | | 40 | 73 | | | | | | | 55 | | |
| 19-2691 | | | R | | | | | | | 55 | 90 | | | | | | | 60 | | |

IVECO HCV

| METELLI ref | Spare Parts | | F/R | L/R | | | ABS | A | B | C | D | E | F | G | H | I | L | M | Fig | NOTE |
|---|-------------|--|-----|-----|--|--|-----|---|---|----|----|---|---|---|---|---|------|-------|-----|-------------|
| A 45-12 (95839211, 95839231, 95839311, 95839317,.. (90 kW) Eng.8140.43. 5/96-5/99 | | | | | | | | | | | | | | | | | | | | |
| 19-2264 | | | F | | | | | | | 40 | 73 | | | | | | | 55 | | |
| 19-2691 | | | R | | | | | | | 55 | 90 | | | | | | | 60 | | |
| Daily II Dumper body 1/89-5/99 | | | | | | | | | | | | | | | | | | | | |
| 35-10 K (15030111, 15030211, 15030311, 15031111,.. (76 kW) Eng.8140.23.00 1/97-5/99 | | | | | | | | | | | | | | | | | | | | |
| 19-1638 | | | R | | | | | | | 55 | 90 | | | | | | | 23 | | Brake drum |
| 19-2264 | | | F | | | | | | | 40 | 73 | | | | | | | 55 | | |
| 19-2691 | | | R | | | | | | | 55 | 90 | | | | | | | 60 | | Brake disc |
| 35-12 K (15130311, 15130411, 15131111, 15131204,.. (90 kW) Eng.8140.43. 9/96-8/98 | | | | | | | | | | | | | | | | | | | | |
| 19-1591 | | | F | R | | | | | | 25 | 80 | | | | | | 18,4 | 24,75 | | |
| 19-1592 | | | F | L | | | | | | 25 | 80 | | | | | | 18,4 | 24,75 | | |
| 19-1638 | | | R | | | | | | | 55 | 90 | | | | | | | 23 | | Brake drum |
| 19-2264 | | | F | | | | | | | 40 | 73 | | | | | | | 55 | | |
| 19-2691 | | | R | | | | | | | 55 | 90 | | | | | | | 60 | | Brake disc |
| 35-8 K (14930304, 14931104, 14931111, 14931115, 14 (62 kW) Eng.8140.63 9/98-5/99 | | | | | | | | | | | | | | | | | | | | |
| 19-1591 | | | F | R | | | | | | 25 | 80 | | | | | | 18,4 | 24,75 | | |
| 19-1592 | | | F | L | | | | | | 25 | 80 | | | | | | 18,4 | 24,75 | | |
| 19-1638 | | | R | | | | | | | 55 | 90 | | | | | | | 23 | | Brake drum |
| 19-2264 | | | F | | | | | | | 40 | 73 | | | | | | | 55 | | |
| 19-2691 | | | R | | | | | | | 55 | 90 | | | | | | | 60 | | Brake disc |
| 45-10 (13031204, 13031211, 13031212, 13031224, 130 (76 kW) Eng.8140.27.00 1/92-4/96 | | | | | | | | | | | | | | | | | | | | |
| 19-1638 | | | R | | | | | | | 55 | 90 | | | | | | | 23 | | Axle 5.62/1 |
| 49-10 K (15056204, 15056211, 15056304, 15056311) (76 kW) Eng.8140.23.00 5/96-5/99 | | | | | | | | | | | | | | | | | | | | |
| 19-2264 | | | F | | | | | | | 40 | 73 | | | | | | | 55 | | |
| 19-2691 | | | R | | | | | | | 55 | 90 | | | | | | | 60 | | |
| 49-12 K (90 kW) Eng.8140.43.00 5/96-5/99 | | | | | | | | | | | | | | | | | | | | |
| 19-2264 | | | F | | | | | | | 40 | 73 | | | | | | | 55 | | |

IVECO HCV

| METELLI ref | Spare Parts | | F/R | L/R | | | ABS | A | B | C | D | E | F | G | H | I | L | M | Fig | NOTE |
|--|-------------|--|-----|-----|--|--|-----|---|---|----|----|---|---|---|---|---|------|-------|-----|------|
| 19-2691 | | | R | | | | | | | 55 | 90 | | | | | | 60 | | | |
| Daily II Platform/Chassis 1/89-5/99 | | | | | | | | | | | | | | | | | | | | |
| 30-10 (76 kW) Eng.8140.23 1/98-5/99 | | | | | | | | | | | | | | | | | | | | |
| 19-1591 | | | F | R | | | | | | 25 | 80 | | | | | | 18,4 | 24,75 | | |
| 19-1592 | | | F | L | | | | | | 25 | 80 | | | | | | 18,4 | 24,75 | | |
| 19-1638 | | | R | | | | | | | 55 | 90 | | | | | | | 23 | | |
| 30-8 (10011131, 10011132, 10011231, 10011232, 1001 (60 kW) Eng.8140.67F. 1/92-8/98 | | | | | | | | | | | | | | | | | | | | |
| 19-1591 | | | F | R | | | | | | 25 | 80 | | | | | | 18,4 | 24,75 | | |
| 19-1592 | | | F | L | | | | | | 25 | 80 | | | | | | 18,4 | 24,75 | | |
| 19-1638 | | | R | | | | | | | 55 | 90 | | | | | | | 23 | | |
| 30-8 (10011131, 10011132, 10011231, 10011232, 1001 (62 kW) Eng.8140.63 9/98-5/99 | | | | | | | | | | | | | | | | | | | | |
| 19-1591 | | | F | R | | | | | | 25 | 80 | | | | | | 18,4 | 24,75 | | |
| 19-1592 | | | F | L | | | | | | 25 | 80 | | | | | | 18,4 | 24,75 | | |
| 19-1638 | | | R | | | | | | | 55 | 90 | | | | | | | 23 | | |
| 30-8 (12910211, 12911111, 12911112, 12911117, 1291 (55 kW) Eng.8140.07 1/92-8/98 | | | | | | | | | | | | | | | | | | | | |
| 19-1591 | | | F | R | | | | | | 25 | 80 | | | | | | 18,4 | 24,75 | | |
| 19-1592 | | | F | L | | | | | | 25 | 80 | | | | | | 18,4 | 24,75 | | |
| 19-1638 | | | R | | | | | | | 55 | 90 | | | | | | | 23 | | |
| 30-8 (12910211, 12911111, 12911112, 12911117, 1291 (60 kW) Eng.8140.67F. 1/92-8/98 | | | | | | | | | | | | | | | | | | | | |
| 19-1591 | | | F | R | | | | | | 25 | 80 | | | | | | 18,4 | 24,75 | | |
| 19-1592 | | | F | L | | | | | | 25 | 80 | | | | | | 18,4 | 24,75 | | |
| 19-1638 | | | R | | | | | | | 55 | 90 | | | | | | | 23 | | |
| 30-8 (14911111, 14911117, 14911211, 14911215, 1491 (62 kW) Eng.8140.63 9/98-5/99 | | | | | | | | | | | | | | | | | | | | |
| 19-1591 | | | F | R | | | | | | 25 | 80 | | | | | | 18,4 | 24,75 | | |
| 19-1592 | | | F | L | | | | | | 25 | 80 | | | | | | 18,4 | 24,75 | | |
| 19-1638 | | | R | | | | | | | 55 | 90 | | | | | | | 23 | | |
| 35-10 (80 kW) Eng.8140.47R 1/89-12/96 | | | | | | | | | | | | | | | | | | | | |
| 19-1591 | | | F | R | | | | | | 25 | 80 | | | | | | 18,4 | 24,75 | | |

IVECO HCV

| METELLI ref | Spare Parts | | F/R | L/R | | | ABS | A | B | C | D | E | F | G | H | I | L | M | Fig | NOTE |
|--|-------------|--|-----|-----|--|--|-----|---|---|----|----|---|---|---|---|------|-------|---|-----|------------|
| 19-1592 | | | F | L | | | | | | 25 | 80 | | | | | 18,4 | 24,75 | | | |
| 19-1638 | | | R | | | | | | | 55 | 90 | | | | | | 23 | | | |
| 35-10 (12971112, 12971212, 12971312, 12971317, 129 (76 kW) Eng.8140.27, 8140.97 1/89-12/96 | | | | | | | | | | | | | | | | | | | | |
| 19-1591 | | | F | R | | | | | | 25 | 80 | | | | | 18,4 | 24,75 | | | |
| 19-1592 | | | F | L | | | | | | 25 | 80 | | | | | 18,4 | 24,75 | | | |
| 19-1638 | | | R | | | | | | | 55 | 90 | | | | | | 23 | | | |
| 35-10 (15030111, 15030211, 15030311, 15031111, 150 (76 kW) Eng.8140.23 1/96-5/99 | | | | | | | | | | | | | | | | | | | | |
| 19-1591 | | | F | R | | | | | | 25 | 80 | | | | | 18,4 | 24,75 | | | |
| 19-1592 | | | F | L | | | | | | 25 | 80 | | | | | 18,4 | 24,75 | | | |
| 19-1638 | | | R | | | | | | | 55 | 90 | | | | | | 23 | | | Brake drum |
| 19-2264 | | | F | | | | | | | 40 | 73 | | | | | | 55 | | | |
| 19-2691 | | | R | | | | | | | 55 | 90 | | | | | | 60 | | | Brake disc |
| 35-12 (13110131, 13110211, 13110231, 13110311, 131 (85 kW) Eng.8140.47, 8140.47S 1/90-4/96 | | | | | | | | | | | | | | | | | | | | |
| 19-1638 | | | R | | | | | | | 55 | 90 | | | | | | 23 | | | |
| 35-12 (15130311, 15130411, 15131111, 15131204, 151 (90 kW) Eng.8140.43. 5/96-5/99 | | | | | | | | | | | | | | | | | | | | |
| 19-1638 | | | R | | | | | | | 55 | 90 | | | | | | 23 | | | |
| 19-2264 | | | F | | | | | | | 40 | 73 | | | | | | 55 | | | |
| 19-2691 | | | R | | | | | | | 55 | 90 | | | | | | 60 | | | |
| 35-8 (12931102, 12931104, 12931111, 12931112, 1293 (55 kW) Eng.8140.07 1/89-8/98 | | | | | | | | | | | | | | | | | | | | |
| 19-1591 | | | F | R | | | | | | 25 | 80 | | | | | 18,4 | 24,75 | | | |
| 19-1592 | | | F | L | | | | | | 25 | 80 | | | | | 18,4 | 24,75 | | | |
| 19-1638 | | | R | | | | | | | 55 | 90 | | | | | | 23 | | | Brake drum |
| 35-8 (12931102, 12931104, 12931111, 12931112, 1293 (60 kW) Eng.8140.67F. 1/89-8/98 | | | | | | | | | | | | | | | | | | | | |
| 19-1591 | | | F | R | | | | | | 25 | 80 | | | | | 18,4 | 24,75 | | | |
| 19-1592 | | | F | L | | | | | | 25 | 80 | | | | | 18,4 | 24,75 | | | |
| 19-1638 | | | R | | | | | | | 55 | 90 | | | | | | 23 | | | Brake drum |
| 35-8 (14930304, 14931104, 14931111, 14931115, 1493 (62 kW) Eng.8140.63 9/98-5/99 | | | | | | | | | | | | | | | | | | | | |
| 19-1591 | | | F | R | | | | | | 25 | 80 | | | | | 18,4 | 24,75 | | | |
| 19-1592 | | | F | L | | | | | | 25 | 80 | | | | | 18,4 | 24,75 | | | |

IVECO HCV

| METELLI ref | Spare Parts | | F/R | L/R | | | ABS | A | B | C | D | E | F | G | H | I | L | M | Fig | NOTE |
|---|-------------|--|-----|-----|--|--|-----|---|---|----|----|---|---|---|---|---|----|---|-----|-------------|
| 19-1638 | | | R | | | | | | | 55 | 90 | | | | | | 23 | | | Brake drum |
| 19-2264 | | | F | | | | | | | 40 | 73 | | | | | | 55 | | | |
| 19-2691 | | | R | | | | | | | 55 | 90 | | | | | | 60 | | | Brake disc |
| 40-10 W 4x4 (76 kW) Eng.8140.23 1/97-5/99 | | | | | | | | | | | | | | | | | | | | |
| 19-2264 | | | F | | | | | | | 40 | 73 | | | | | | 55 | | | |
| 19-2691 | | | R | | | | | | | 55 | 90 | | | | | | 60 | | | Brake disc |
| 45-10 (13031204, 13031211, 13031212, 13031224, 130 (76 kW) Eng.8140.27 1/89-4/96 | | | | | | | | | | | | | | | | | | | | |
| 19-1638 | | | R | | | | | | | 55 | 90 | | | | | | 23 | | | Axle 5.62/1 |
| 49-10 (13050211, 13050231, 13050304, 13050311, 130 (76 kW) Eng.8140.27 1/89-4/96 | | | | | | | | | | | | | | | | | | | | |
| 19-1638 | | | R | | | | | | | 55 | 90 | | | | | | 23 | | | Axle 5.62/1 |
| 49-10 (15050304, 15050404, 15050411, 15051204, 150 (76 kW) Eng.8140.23 5/96-5/99 | | | | | | | | | | | | | | | | | | | | |
| 19-2264 | | | F | | | | | | | 40 | 73 | | | | | | 55 | | | |
| 19-2691 | | | R | | | | | | | 55 | 90 | | | | | | 60 | | | |
| 49-12 (15150211, 15150311, 15150404, 15150411, 151 (90 kW) Eng.8140.43. 5/96-5/99 | | | | | | | | | | | | | | | | | | | | |
| 19-2264 | | | F | | | | | | | 40 | 73 | | | | | | 55 | | | |
| 19-2691 | | | R | | | | | | | 55 | 90 | | | | | | 60 | | | |
| Daily III Box body / Van / SW Van 11/97-7/07 | | | | | | | | | | | | | | | | | | | | |
| 2.8 CNG (78 kW) Eng.8149.03 5/99-7/07 | | | | | | | | | | | | | | | | | | | | |
| 19-2264 | | | F | | | | | | | 40 | 73 | | | | | | 55 | | | |
| 19-2691 | | | R | | | | | | | 55 | 90 | | | | | | 60 | | | |
| 29 L 10 V (ALJA43A2, ALJA42A2, ALJA41A2) (70 kW) Eng.F1AE0481A 9/02-7/07 | | | | | | | | | | | | | | | | | | | | |
| 19-2359 | | | F | | | | | | | 35 | 68 | | | | | | 50 | | | |
| 19-2745 | | | R | | | | | | | 49 | 84 | | | | | | 48 | | | |
| 29 L 11 V (78 kW) Eng.8140.43B, 8140.43C 5/99-7/07 | | | | | | | | | | | | | | | | | | | | |
| 19-2359 | | | F | | | | | | | 35 | 68 | | | | | | 50 | | | |
| 19-2745 | | | R | | | | | | | 49 | 84 | | | | | | 48 | | | |
| 29 L 12 V (ALKA41A2, ALLA52A2, ALKA42A2) (85 kW) Eng.F1AE0481B 9/02-7/07 | | | | | | | | | | | | | | | | | | | | |
| 19-2359 | | | F | | | | | | | 35 | 68 | | | | | | 50 | | | |

IVECO HCV

| METELLI ref | Spare Parts | | F/R | L/R | | | ABS | A | B | C | D | E | F | G | H | I | L | M | Fig | NOTE |
|--|-------------|--|-----|-----|--|--|-----|---|---|----|----|---|---|---|---|---|----|---|-----|------------|
| 19-2745 | | | R | | | | | | | 49 | 84 | | | | | | 48 | | | |
| 29 L 13 (92 kW) Eng.8140.43S 5/01-7/07 | | | | | | | | | | | | | | | | | | | | |
| 19-2359 | | | F | | | | | | | 35 | 68 | | | | | | 50 | | | |
| 19-2745 | | | R | | | | | | | 49 | 84 | | | | | | 48 | | | |
| 19-8193 | | | R | | | | | | | 55 | 90 | | | | | | 55 | | | |
| 29 L 14 (100 kW) Eng.F1AE0481M 1/05-4/06 | | | | | | | | | | | | | | | | | | | | |
| 19-2359 | | | F | | | | | | | 35 | 68 | | | | | | 50 | | | |
| 19-2745 | | | R | | | | | | | 49 | 84 | | | | | | 48 | | | |
| 19-8193 | | | R | | | | | | | 55 | 90 | | | | | | 55 | | | |
| 29 L 9 V (62 kW) Eng.8140.63 5/99-7/07 | | | | | | | | | | | | | | | | | | | | |
| 19-2359 | | | F | | | | | | | 35 | 68 | | | | | | 50 | | | |
| 19-2745 | | | R | | | | | | | 49 | 84 | | | | | | 48 | | | |
| 29 L 9 V (66 kW) Eng.8140.43R 11/01-4/06 | | | | | | | | | | | | | | | | | | | | |
| 19-2359 | | | F | | | | | | | 35 | 68 | | | | | | 50 | | | |
| 19-2745 | | | R | | | | | | | 49 | 84 | | | | | | 48 | | | |
| 35 C 12 V, 35 S 12 V (AGKA43A2, AGKB43A2, AGKB46A2 (85 kW) Eng.F1AE0481B 9/02-7/07 | | | | | | | | | | | | | | | | | | | | |
| 19-2264 | | | F | | | | | | | 40 | 73 | | | | | | 55 | | | Mod. 35C12 |
| 19-2359 | | | F | | | | | | | 35 | 68 | | | | | | 50 | | | Mod. 35S12 |
| 19-2691 | | | R | | | | | | | 55 | 90 | | | | | | 60 | | | Mod. 35C12 |
| 19-2745 | | | R | | | | | | | 49 | 84 | | | | | | 48 | | | Mod. 35S12 |
| 35 C 14 (100 kW) Eng.F1CE0481A, F1CE0481E 9/04-4/06 | | | | | | | | | | | | | | | | | | | | |
| 19-2264 | | | F | | | | | | | 40 | 73 | | | | | | 55 | | | |
| 19-2691 | | | R | | | | | | | 55 | 90 | | | | | | 60 | | | |
| 35 C 14, 35 S 14 (100 kW) Eng.F1AE0481M 1/05-4/06 | | | | | | | | | | | | | | | | | | | | |
| 19-2264 | | | F | | | | | | | 40 | 73 | | | | | | 55 | | | Mod. 35C14 |
| 19-2359 | | | F | | | | | | | 35 | 68 | | | | | | 50 | | | Mod. 35S14 |
| 19-2691 | | | R | | | | | | | 55 | 90 | | | | | | 60 | | | Mod. 35C14 |
| 19-2745 | | | R | | | | | | | 49 | 84 | | | | | | 48 | | | Mod. 35S14 |

IVECO HCV

| METELLI ref | Spare Parts | | F/R | L/R | | | ABS | A | B | C | D | E | F | G | H | I | L | M | Fig | NOTE |
|--|-------------|--|-----|-----|--|--|-----|---|---|----|----|---|---|---|---|---|---|---|-----|------------|
| 35 C 17, 35 S 17 (122 kW) Eng.F1CE0481B 1/05-4/06 | | | | | | | | | | | | | | | | | | | | |
| 19-2264 | | | F | | | | | | | 40 | 73 | | | | | | | | 55 | Mod. 35C17 |
| 19-2359 | | | F | | | | | | | 35 | 68 | | | | | | | | 50 | Mod. 35S17 |
| 19-2691 | | | R | | | | | | | 55 | 90 | | | | | | | | 60 | Mod. 35C17 |
| 19-2745 | | | R | | | | | | | 49 | 84 | | | | | | | | 48 | Mod. 35S17 |
| 35 S 10 (ANJA41A1, ANJA42A2, ANJA42AB, ANJA43A, AN (70 kW) Eng.F1AE0481A 9/02-7/07 | | | | | | | | | | | | | | | | | | | | |
| 19-2359 | | | F | | | | | | | 35 | 68 | | | | | | | | 50 | |
| 19-2745 | | | R | | | | | | | 49 | 84 | | | | | | | | 48 | |
| 19-8193 | | | R | | | | | | | 55 | 90 | | | | | | | | 55 | |
| 35 S 11 V,35 C 11 V (78 kW) Eng.8140.43B, 8140.43C 5/99-7/07 | | | | | | | | | | | | | | | | | | | | |
| 19-2264 | | | F | | | | | | | 40 | 73 | | | | | | | | 55 | Mod. 35C11 |
| 19-2359 | | | F | | | | | | | 35 | 68 | | | | | | | | 50 | Mod. 35S11 |
| 19-2691 | | | R | | | | | | | 55 | 90 | | | | | | | | 60 | Mod. 35C11 |
| 19-2745 | | | R | | | | | | | 49 | 84 | | | | | | | | 48 | Mod. 35S11 |
| 35 S 13 V,35 C 13 V (92 kW) Eng.8140.43S 5/99-7/07 | | | | | | | | | | | | | | | | | | | | |
| 19-2264 | | | F | | | | | | | 40 | 73 | | | | | | | | 55 | Mod. 35C13 |
| 19-2359 | | | F | | | | | | | 35 | 68 | | | | | | | | 50 | Mod. 35S13 |
| 19-2691 | | | R | | | | | | | 55 | 90 | | | | | | | | 60 | Mod. 35C13 |
| 19-2745 | | | R | | | | | | | 49 | 84 | | | | | | | | 48 | Mod. 35S13 |
| 35 S 15 V, 35 C 15 V (A6HCV3B2, A6HBV4B2, A6HC41B2 (107 kW) Eng.8140.43N 11/02-7/07 | | | | | | | | | | | | | | | | | | | | |
| 19-2264 | | | F | | | | | | | 40 | 73 | | | | | | | | 55 | Mod. 35C15 |
| 19-2359 | | | F | | | | | | | 35 | 68 | | | | | | | | 50 | Mod. 35S15 |
| 19-2691 | | | R | | | | | | | 55 | 90 | | | | | | | | 60 | Mod. 35C15 |
| 19-2745 | | | R | | | | | | | 49 | 84 | | | | | | | | 48 | Mod. 35S15 |
| 35 S 9 V (66 kW) Eng.8140.43R 11/01-4/06 | | | | | | | | | | | | | | | | | | | | |
| 19-2359 | | | F | | | | | | | 35 | 68 | | | | | | | | 50 | |
| 19-2745 | | | R | | | | | | | 49 | 84 | | | | | | | | 48 | |
| 35 S 9 V,35 C 9 V (62 kW) Eng.8140.63 5/99-7/07 | | | | | | | | | | | | | | | | | | | | |
| 19-2264 | | | F | | | | | | | 40 | 73 | | | | | | | | 55 | Mod. 35C9 |

IVECO HCV

| METELLI ref | Spare Parts | | F/R | L/R | | | ABS | A | B | C | D | E | F | G | H | I | L | M | Fig | NOTE |
|--|-------------|--|-----|-----|--|--|-----|---|---|----|----|---|---|---|---|---|----|---|-----|------------|
| 19-2359 | | | F | | | | | | | 35 | 68 | | | | | | 50 | | | Mod. 35S9 |
| 19-2691 | | | R | | | | | | | 55 | 90 | | | | | | 60 | | | Mod. 35C9 |
| 19-2745 | | | R | | | | | | | 49 | 84 | | | | | | 48 | | | Mod. 35S9 |
| 40 C 13 (92 kW) Eng.8140.43S 5/99-4/06 | | | | | | | | | | | | | | | | | | | | |
| 19-2264 | | | F | | | | | | | 40 | 73 | | | | | | 55 | | | |
| 19-2691 | | | R | | | | | | | 55 | 90 | | | | | | 60 | | | |
| 40 C 14 (100 kW) Eng.F1CE0481A 9/04-4/06 | | | | | | | | | | | | | | | | | | | | |
| 19-2264 | | | F | | | | | | | 40 | 73 | | | | | | 55 | | | |
| 19-2691 | | | R | | | | | | | 55 | 90 | | | | | | 60 | | | |
| 40 C 15 (107 kW) Eng.8140.43N 11/01-4/06 | | | | | | | | | | | | | | | | | | | | |
| 19-2264 | | | F | | | | | | | 40 | 73 | | | | | | 55 | | | |
| 19-2691 | | | R | | | | | | | 55 | 90 | | | | | | 60 | | | |
| 40 C 17, 40 S 17 (122 kW) Eng.F1CE0481B 7/99-12/06 | | | | | | | | | | | | | | | | | | | | |
| 19-2264 | | | F | | | | | | | 40 | 73 | | | | | | 55 | | | Mod. 40C17 |
| 19-2359 | | | F | | | | | | | 35 | 68 | | | | | | 50 | | | Mod. 40S17 |
| 19-2691 | | | R | | | | | | | 55 | 90 | | | | | | 60 | | | Mod. 40C17 |
| 19-2745 | | | R | | | | | | | 49 | 84 | | | | | | 48 | | | Mod. 40S17 |
| 45 C 14 (100 kW) Eng.F1CE0481A 7/99-4/06 | | | | | | | | | | | | | | | | | | | | |
| 19-2264 | | | F | | | | | | | 40 | 73 | | | | | | 55 | | | |
| 19-2691 | | | R | | | | | | | 55 | 90 | | | | | | 60 | | | |
| 50 C 11 (78 kW) Eng.8140.43B, 8140.43C 5/99-7/07 | | | | | | | | | | | | | | | | | | | | |
| 19-2264 | | | F | | | | | | | 40 | 73 | | | | | | 55 | | | |
| 19-2691 | | | R | | | | | | | 55 | 90 | | | | | | 60 | | | |
| 50 C 13 (92 kW) Eng.8140.43S 5/99-7/07 | | | | | | | | | | | | | | | | | | | | |
| 19-2264 | | | F | | | | | | | 40 | 73 | | | | | | 55 | | | |
| 19-2691 | | | R | | | | | | | 55 | 90 | | | | | | 60 | | | |
| 50 C 14 (100 kW) Eng.F1CE0481A, F1CE0481E 9/04-4/06 | | | | | | | | | | | | | | | | | | | | |
| 19-2264 | | | F | | | | | | | 40 | 73 | | | | | | 55 | | | |
| 19-2691 | | | R | | | | | | | 55 | 90 | | | | | | 60 | | | |

IVECO HCV

| METELLI ref | Spare Parts | | F/R | L/R | | | ABS | A | B | C | D | E | F | G | H | I | L | M | Fig | NOTE |
|--|-------------|--|-----|-----|--|--|-----|---|---|----|----|---|---|---|---|---|----|---|-----|------------|
| 19-2745 | | | R | | | | | | | 49 | 84 | | | | | | 48 | | | |
| 29 L 12 (ALKA41A1, AHKA64A1, ALLA51A1) (85 kW) Eng.F1AE0481B 9/02-4/06 | | | | | | | | | | | | | | | | | | | | |
| 19-2359 | | | F | | | | | | | 35 | 68 | | | | | | 50 | | | |
| 19-2745 | | | R | | | | | | | 49 | 84 | | | | | | 48 | | | |
| 29 L 13 (92 kW) Eng.8140.43S 11/01-4/06 | | | | | | | | | | | | | | | | | | | | |
| 19-2359 | | | F | | | | | | | 35 | 68 | | | | | | 50 | | | |
| 19-2745 | | | R | | | | | | | 49 | 84 | | | | | | 48 | | | |
| 29 L 14 (AHRA11C1B1, AHRA14C1B1, AHRA64C1B1) (100 kW) Eng.F1AE0481M 11/05-4/06 | | | | | | | | | | | | | | | | | | | | |
| 19-2359 | | | F | | | | | | | 35 | 68 | | | | | | 50 | | | |
| 19-2745 | | | R | | | | | | | 49 | 84 | | | | | | 48 | | | |
| 29 L 9 (62 kW) Eng.8140.63 5/99-4/06 | | | | | | | | | | | | | | | | | | | | |
| 19-2359 | | | F | | | | | | | 35 | 68 | | | | | | 50 | | | |
| 19-2745 | | | R | | | | | | | 49 | 84 | | | | | | 48 | | | |
| 29 L 9 (66 kW) Eng.8140.43R 11/01-4/06 | | | | | | | | | | | | | | | | | | | | |
| 19-2359 | | | F | | | | | | | 35 | 68 | | | | | | 50 | | | |
| 19-2745 | | | R | | | | | | | 49 | 84 | | | | | | 48 | | | |
| 35 C 10 V , 35 S 10 V (AMJA14A1, AMJA64A1, AMJA65A (70 kW) Eng.F1AE0481A 9/02-4/06 | | | | | | | | | | | | | | | | | | | | |
| 19-2264 | | | F | | | | | | | 40 | 73 | | | | | | 55 | | | Mod. 35C10 |
| 19-2359 | | | F | | | | | | | 35 | 68 | | | | | | 50 | | | Mod. 35S10 |
| 19-2691 | | | R | | | | | | | 55 | 90 | | | | | | 60 | | | Mod. 35C10 |
| 19-2745 | | | R | | | | | | | 49 | 84 | | | | | | 48 | | | Mod. 35S10 |
| 35 C 12 , 35 S 12 (AEKA14A1, AEKA14AA, AEKA64A1,.. (85 kW) Eng.F1AE0481B 9/02-4/06 | | | | | | | | | | | | | | | | | | | | |
| 19-2264 | | | F | | | | | | | 40 | 73 | | | | | | 55 | | | Mod. 35C12 |
| 19-2359 | | | F | | | | | | | 35 | 68 | | | | | | 50 | | | Mod. 35S12 |
| 19-2691 | | | R | | | | | | | 55 | 90 | | | | | | 60 | | | Mod. 35C12 |
| 19-2745 | | | R | | | | | | | 49 | 84 | | | | | | 48 | | | Mod. 35S12 |
| 35 C 14 (100 kW) Eng.F1CE0481A, F1CE0481E 9/04-4/06 | | | | | | | | | | | | | | | | | | | | |
| 19-2264 | | | F | | | | | | | 40 | 73 | | | | | | 55 | | | |
| 19-2691 | | | R | | | | | | | 55 | 90 | | | | | | 60 | | | |

IVECO HCV

| METELLI ref | Spare Parts | | F/R | L/R | | | ABS | A | B | C | D | E | F | G | H | I | L | M | Fig | NOTE |
|---|-------------|--|-----|-----|--|--|-----|---|---|----|----|---|---|---|---|---|---|---|-----|------------|
| 35 C 14, 35 S 14 (100 kW) Eng.F1AE0481M 1/05-4/06 | | | | | | | | | | | | | | | | | | | | |
| 19-2264 | | | F | | | | | | | 40 | 73 | | | | | | | | 55 | Mod. 35C14 |
| 19-2359 | | | F | | | | | | | 35 | 68 | | | | | | | | 50 | Mod. 35S14 |
| 19-2691 | | | R | | | | | | | 55 | 90 | | | | | | | | 60 | Mod. 35C14 |
| 19-2745 | | | R | | | | | | | 49 | 84 | | | | | | | | 48 | Mod. 35S14 |
| 35 C 15 (107 kW) Eng.8140.43N 11/01-4/06 | | | | | | | | | | | | | | | | | | | | |
| 19-2264 | | | F | | | | | | | 40 | 73 | | | | | | | | 55 | |
| 19-2691 | | | R | | | | | | | 55 | 90 | | | | | | | | 60 | |
| 35 C 17, 35 S 17 (122 kW) Eng.F1CE0481B 1/05-4/06 | | | | | | | | | | | | | | | | | | | | |
| 19-2264 | | | F | | | | | | | 40 | 73 | | | | | | | | 55 | Mod. 35C17 |
| 19-2359 | | | F | | | | | | | 35 | 68 | | | | | | | | 50 | Mod. 35S17 |
| 19-2691 | | | R | | | | | | | 55 | 90 | | | | | | | | 60 | Mod. 35C17 |
| 19-2745 | | | R | | | | | | | 49 | 84 | | | | | | | | 48 | Mod. 35S17 |
| 35 C 9, 35 S 9 (66 kW) Eng.8140.43R 11/01-4/06 | | | | | | | | | | | | | | | | | | | | |
| 19-2264 | | | F | | | | | | | 40 | 73 | | | | | | | | 55 | Mod. 35C9 |
| 19-2359 | | | F | | | | | | | 35 | 68 | | | | | | | | 50 | Mod. 35S9 |
| 19-2691 | | | R | | | | | | | 55 | 90 | | | | | | | | 60 | Mod. 35C9 |
| 19-2745 | | | R | | | | | | | 49 | 84 | | | | | | | | 48 | Mod. 35S9 |
| 35 S 11,35 C 11 (A2FC13AA, A6FBU4AB, A2NB14A1, A2N (78 kW) Eng.8140.43B, 8140.43C 5/99-4/06 | | | | | | | | | | | | | | | | | | | | |
| 19-2264 | | | F | | | | | | | 40 | 73 | | | | | | | | 55 | Mod. 35C11 |
| 19-2359 | | | F | | | | | | | 35 | 68 | | | | | | | | 50 | Mod. 35S11 |
| 19-2745 | | | R | | | | | | | 49 | 84 | | | | | | | | 48 | Mod. 35S11 |
| 35 S 13,35 C 13 (92 kW) Eng.8140.43S 5/99-4/06 | | | | | | | | | | | | | | | | | | | | |
| 19-2264 | | | F | | | | | | | 40 | 73 | | | | | | | | 55 | Mod. 35C13 |
| 19-2359 | | | F | | | | | | | 35 | 68 | | | | | | | | 50 | Mod. 35S13 |
| 19-2691 | | | R | | | | | | | 55 | 90 | | | | | | | | 60 | Mod. 35C13 |
| 19-2745 | | | R | | | | | | | 49 | 84 | | | | | | | | 48 | Mod. 35S13 |
| 35 S 9,35 C 9 (62 kW) Eng.8140.63 5/99-4/06 | | | | | | | | | | | | | | | | | | | | |
| 19-2264 | | | F | | | | | | | 40 | 73 | | | | | | | | 55 | Mod. 35C9 |

IVECO HCV

| METELLI ref | Spare Parts | | F/R | L/R | | | ABS | A | B | C | D | E | F | G | H | I | L | M | Fig | NOTE |
|---|-------------|--|-----|-----|--|--|-----|---|---|----|----|---|---|---|---|---|----|---|-----|------------|
| 19-2359 | | | F | | | | | | | 35 | 68 | | | | | | 50 | | | Mod. 35S9 |
| 19-2691 | | | R | | | | | | | 55 | 90 | | | | | | 60 | | | Mod. 35C9 |
| 19-2745 | | | R | | | | | | | 49 | 84 | | | | | | 48 | | | Mod. 35S9 |
| 40 C 13 (92 kW) Eng.8140.43S 5/99-4/06 | | | | | | | | | | | | | | | | | | | | |
| 19-2264 | | | F | | | | | | | 40 | 73 | | | | | | 55 | | | |
| 19-2691 | | | R | | | | | | | 55 | 90 | | | | | | 60 | | | |
| 40 C 14 (100 kW) Eng.F1CE0481A 9/04-4/06 | | | | | | | | | | | | | | | | | | | | |
| 19-2264 | | | F | | | | | | | 40 | 73 | | | | | | 55 | | | |
| 19-2691 | | | R | | | | | | | 55 | 90 | | | | | | 60 | | | |
| 40 C 15 (107 kW) Eng.8140.43N 11/01-4/06 | | | | | | | | | | | | | | | | | | | | |
| 19-2264 | | | F | | | | | | | 40 | 73 | | | | | | 55 | | | |
| 19-2691 | | | R | | | | | | | 55 | 90 | | | | | | 60 | | | |
| 40 C 17, 40 S 17 (122 kW) Eng.F1CE0481B 1/05-4/06 | | | | | | | | | | | | | | | | | | | | |
| 19-2264 | | | F | | | | | | | 40 | 73 | | | | | | 55 | | | Mod. 40C17 |
| 19-2359 | | | F | | | | | | | 35 | 68 | | | | | | 50 | | | Mod. 40S17 |
| 19-2691 | | | R | | | | | | | 55 | 90 | | | | | | 60 | | | Mod. 40C17 |
| 19-2745 | | | R | | | | | | | 49 | 84 | | | | | | 48 | | | Mod. 40S17 |
| 50 C 11 (78 kW) Eng.8140.43B, 8140.43C 5/99-4/06 | | | | | | | | | | | | | | | | | | | | |
| 19-2264 | | | F | | | | | | | 40 | 73 | | | | | | 55 | | | |
| 19-2691 | | | R | | | | | | | 55 | 90 | | | | | | 60 | | | |
| 50 C 11 Natural Power (CNG) (78 kW) Eng.8149.03 5/99-4/06 | | | | | | | | | | | | | | | | | | | | |
| 19-2264 | | | F | | | | | | | 40 | 73 | | | | | | 55 | | | |
| 19-2691 | | | R | | | | | | | 55 | 90 | | | | | | 60 | | | |
| 50 C 13 (92 kW) Eng.8140.43S 5/99-4/06 | | | | | | | | | | | | | | | | | | | | |
| 19-2264 | | | F | | | | | | | 40 | 73 | | | | | | 55 | | | |
| 19-2691 | | | R | | | | | | | 55 | 90 | | | | | | 60 | | | |
| 50 C 14 (100 kW) Eng.F1CE0481A, F1CE0481E 9/04-4/06 | | | | | | | | | | | | | | | | | | | | |
| 19-2264 | | | F | | | | | | | 40 | 73 | | | | | | 55 | | | |
| 19-2691 | | | R | | | | | | | 55 | 90 | | | | | | 60 | | | |

IVECO HCV

| METELLI ref | Spare Parts | F/R | L/R | ABS | A | B | C | D | E | F | G | H | I | L | M | Fig | NOTE |
|--|-------------|-----|-----|-----|---|---|----|----|---|---|---|---|---|----|---|-----|------------|
| 35C14 GV, 35C14 GV/P, 35S14 GV, 35S14 GV/P (100 kW) Eng.F1CE0441A 7/07-8/11 | | | | | | | | | | | | | | | | | |
| 19-2264 | | F | | | | | 40 | 73 | | | | | | 55 | | | Mod. 35C14 |
| 19-8193 | | R | | | | | 55 | 90 | | | | | | 55 | | | Mod. 35S14 |
| 35C14 V, 35C14 V/P, 35S14 V, 35S14 V/P (103 kW) Eng.F1CE3481L 9/09-8/11 | | | | | | | | | | | | | | | | | |
| 19-2264 | | F | | | | | 40 | 73 | | | | | | 55 | | | Mod. 35C14 |
| 19-8193 | | R | | | | | 55 | 90 | | | | | | 55 | | | Mod. 35S14 |
| 35C15 V, 35C15 V/P (107 kW) Eng.F1CE0481F, F1CE0481L 5/06-8/11 | | | | | | | | | | | | | | | | | |
| 19-2264 | | F | | | | | 40 | 73 | | | | | | 55 | | | |
| 19-2691 | | R | | | | | 55 | 90 | | | | | | 60 | | | |
| 35C17 V, 35C17 V/P, 35S17 V, 35S17 V/P (125 kW) Eng.F1CE3481C 7/07-8/11 | | | | | | | | | | | | | | | | | |
| 19-2264 | | F | | | | | 40 | 73 | | | | | | 55 | | | |
| 19-8193 | | R | | | | | 55 | 90 | | | | | | 55 | | | Mod. 35C17 |
| 35C18 V, 35C18 V/P, 35S18 V, 35S18 V/P (130 kW) Eng.F1CE0481H 5/06-8/11 | | | | | | | | | | | | | | | | | |
| 19-2264 | | F | | | | | 40 | 73 | | | | | | 55 | | | Mod. 35C18 |
| 19-8193 | | R | | | | | 55 | 90 | | | | | | 55 | | | Mod. 35S18 |
| 35S14 C, 35S14 C/P, 35S14 V, 35S14 V/P, 35C14 V,.. (100 kW) Eng.F1AE0481H 5/06-8/11 | | | | | | | | | | | | | | | | | |
| 19-2264 | | F | | | | | 40 | 73 | | | | | | 55 | | | Mod. 35C14 |
| 19-8193 | | R | | | | | 55 | 90 | | | | | | 55 | | | Mod. 35S14 |
| 35S15 (110 kW) Eng.F1CE0481L 6/06-8/11 | | | | | | | | | | | | | | | | | |
| 19-2264 | | F | | | | | 40 | 73 | | | | | | 55 | | | |
| 19-8193 | | R | | | | | 55 | 90 | | | | | | 55 | | | |
| 40C10 V (70 kW) Eng.F1AE0481F 5/06-8/11 | | | | | | | | | | | | | | | | | |
| 19-2264 | | F | | | | | 40 | 73 | | | | | | 55 | | | |
| 19-2691 | | R | | | | | 55 | 90 | | | | | | 60 | | | |
| 40C11 V (78 kW) Eng.F1AE0481U 7/07-8/11 | | | | | | | | | | | | | | | | | |
| 19-2264 | | F | | | | | 40 | 73 | | | | | | 55 | | | |
| 19-2691 | | R | | | | | 55 | 90 | | | | | | 60 | | | |
| 40C12 V, 40C14 V/P (85 kW) Eng.F1AE0481G 5/06-8/11 | | | | | | | | | | | | | | | | | |
| 19-2264 | | F | | | | | 40 | 73 | | | | | | 55 | | | |

IVECO HCV

| METELLI ref | Spare Parts | | F/R | L/R | | ABS | A | B | C | D | E | F | G | H | I | L | M | Fig | NOTE |
|--|-------------|--|-----|-----|--|-----|---|---|----|----|---|---|---|---|---|----|---|-----|------|
| 19-2691 | | | R | | | | | | 55 | 90 | | | | | | 60 | | | |
| 40C13 V, 40C13 V/P (93 kW) Eng.F1AE0481V 7/07-8/11 | | | | | | | | | | | | | | | | | | | |
| 19-2264 | | | F | | | | | | 40 | 73 | | | | | | 55 | | | |
| 19-2691 | | | R | | | | | | 55 | 90 | | | | | | 60 | | | |
| 40C14 GV, 40C14 GV/P (100 kW) Eng.F1CE0441A 7/07-8/11 | | | | | | | | | | | | | | | | | | | |
| 19-2264 | | | F | | | | | | 40 | 73 | | | | | | 55 | | | |
| 19-2691 | | | R | | | | | | 55 | 90 | | | | | | 60 | | | |
| 40C14 V, 40C14 V/P (103 kW) Eng.F1CE3481L 9/09-8/11 | | | | | | | | | | | | | | | | | | | |
| 19-2264 | | | F | | | | | | 40 | 73 | | | | | | 55 | | | |
| 19-2691 | | | R | | | | | | 55 | 90 | | | | | | 60 | | | |
| 40C15 V, 40C15 V/P (107 kW) Eng.F1CE0481F 5/06-8/11 | | | | | | | | | | | | | | | | | | | |
| 19-2264 | | | F | | | | | | 40 | 73 | | | | | | 55 | | | |
| 19-2691 | | | R | | | | | | 55 | 90 | | | | | | 60 | | | |
| 40C17 V, 40C17 V/P (125 kW) Eng.F1CE3481C 7/07-8/11 | | | | | | | | | | | | | | | | | | | |
| 19-2264 | | | F | | | | | | 40 | 73 | | | | | | 55 | | | |
| 19-2691 | | | R | | | | | | 55 | 90 | | | | | | 60 | | | |
| 40C18 V, 40C18 V/P (130 kW) Eng.F1CE0481H 5/06-8/11 | | | | | | | | | | | | | | | | | | | |
| 19-2264 | | | F | | | | | | 40 | 73 | | | | | | 55 | | | |
| 19-2691 | | | R | | | | | | 55 | 90 | | | | | | 60 | | | |
| 45C15 V (107 kW) Eng.F1CE0481F 5/06-8/11 | | | | | | | | | | | | | | | | | | | |
| 19-2264 | | | F | | | | | | 40 | 73 | | | | | | 55 | | | |
| 19-2691 | | | R | | | | | | 55 | 90 | | | | | | 60 | | | |
| 45C17 V, 45C17 V/P (125 kW) Eng.F1CE3481C 7/07-8/11 | | | | | | | | | | | | | | | | | | | |
| 19-2264 | | | F | | | | | | 40 | 73 | | | | | | 55 | | | |
| 19-2691 | | | R | | | | | | 55 | 90 | | | | | | 60 | | | |
| 45C18 (130 kW) Eng.F1CE0481H 5/06-8/11 | | | | | | | | | | | | | | | | | | | |
| 19-2264 | | | F | | | | | | 40 | 73 | | | | | | 55 | | | |
| 19-2691 | | | R | | | | | | 55 | 90 | | | | | | 60 | | | |

IVECO HCV

| METELLI ref | Spare Parts | F/R | L/R | ABS | A | B | C | D | E | F | G | H | I | L | M | Fig | NOTE |
|--|-------------|-----|-----|-----|---|---|----|----|---|---|---|---|---|----|---|-----|------------|
| 50C14 GV, 50C14 GV/P (100 kW) Eng.F1CE0441A 7/07-8/11 | | | | | | | | | | | | | | | | | |
| 19-2264 | | F | | | | | 40 | 73 | | | | | | 55 | | | Mod. 50C14 |
| 19-2691 | | R | | | | | 55 | 90 | | | | | | 60 | | | |
| 50C14 V, 50C14 V/P (103 kW) Eng.F1CE3481L 9/09-8/11 | | | | | | | | | | | | | | | | | |
| 19-2264 | | F | | | | | 40 | 73 | | | | | | 55 | | | |
| 19-2691 | | R | | | | | 55 | 90 | | | | | | 60 | | | |
| 50C15 V, 50C15 V/P (107 kW) Eng.F1CE0481F 5/06-8/11 | | | | | | | | | | | | | | | | | |
| 19-2264 | | F | | | | | 40 | 73 | | | | | | 55 | | | |
| 19-2691 | | R | | | | | 55 | 90 | | | | | | 60 | | | |
| 50C17 V, 50C17 V/P (125 kW) Eng.F1CE3481C 7/07-8/11 | | | | | | | | | | | | | | | | | |
| 19-2264 | | F | | | | | 40 | 73 | | | | | | 55 | | | |
| 19-2691 | | R | | | | | 55 | 90 | | | | | | 60 | | | |
| 50C18 V, 50C18 V/P (130 kW) Eng.F1CE0481H 5/06-8/11 | | | | | | | | | | | | | | | | | |
| 19-2264 | | F | | | | | 40 | 73 | | | | | | 55 | | | |
| 19-2691 | | R | | | | | 55 | 90 | | | | | | 60 | | | |
| 55C17 (125 kW) Eng.F1CE3481C 8/07-3/12 | | | | | | | | | | | | | | | | | |
| 19-2264 | | F | | | | | 40 | 73 | | | | | | 55 | | | |
| 19-2691 | | R | | | | | 55 | 90 | | | | | | 60 | | | |
| 60C15 V (107 kW) Eng.F1CE0481F 5/06-8/11 | | | | | | | | | | | | | | | | | |
| 19-2264 | | F | | | | | 40 | 73 | | | | | | 55 | | | |
| 60C17 V, 60C17 V/P (125 kW) Eng.F1CE3481C 7/07-8/11 | | | | | | | | | | | | | | | | | |
| 19-2264 | | F | | | | | 40 | 73 | | | | | | 55 | | | |
| 60C18 (130 kW) Eng.F1CE0481H 5/06-8/11 | | | | | | | | | | | | | | | | | |
| 19-2264 | | F | | | | | 40 | 73 | | | | | | 55 | | | |
| 65C14 V, 65C14 V/P (103 kW) Eng.F1CE3481L 9/09-8/11 | | | | | | | | | | | | | | | | | |
| 19-2264 | | F | | | | | 40 | 73 | | | | | | 55 | | | |
| 65C15 (107 kW) Eng.F1CE0481F 5/06-8/11 | | | | | | | | | | | | | | | | | |
| 19-2264 | | F | | | | | 40 | 73 | | | | | | 55 | | | |

IVECO HCV

| METELLI ref | Spare Parts | F/R | L/R | ABS | A | B | C | D | E | F | G | H | I | L | M | Fig | NOTE |
|--|-------------|-----|-----|-----|---|---|----|----|---|---|---|---|---|----|---|-----|------------|
| 65C17 V, 65C17 V/P (125 kW) Eng.F1CE3481C 7/07-8/11 | | | | | | | | | | | | | | | | | |
| 19-2264 | | F | | | | | 40 | 73 | | | | | | 55 | | | |
| 65C18 (130 kW) Eng.F1CE0481H 5/06-8/11 | | | | | | | | | | | | | | | | | |
| 19-2264 | | F | | | | | 40 | 73 | | | | | | 55 | | | |
| 70C14 V, 70C14 V/P (103 kW) Eng.F1CE3481L 9/09-8/11 | | | | | | | | | | | | | | | | | |
| 19-2264 | | F | | | | | 40 | 73 | | | | | | 55 | | | |
| 70C17V, 70C17 V/P (125 kW) Eng.F1CE3481C 7/07-8/11 | | | | | | | | | | | | | | | | | |
| 19-2264 | | F | | | | | 40 | 73 | | | | | | 55 | | | |
| Daily IV Bus 5/06-8/11 | | | | | | | | | | | | | | | | | |
| 35S14, 35S14 /P (100 kW) Eng.F1AE0481H 5/06-8/11 | | | | | | | | | | | | | | | | | |
| 19-2264 | | F | | | | | 40 | 73 | | | | | | 55 | | | |
| 19-8193 | | R | | | | | 55 | 90 | | | | | | 55 | | | |
| Daily IV Dumper body 5/06-8/11 | | | | | | | | | | | | | | | | | |
| 35C10 K (70 kW) Eng.F1AE0481F 5/06-8/11 | | | | | | | | | | | | | | | | | |
| 19-2264 | | F | | | | | 40 | 73 | | | | | | 55 | | | |
| 19-2691 | | R | | | | | 55 | 90 | | | | | | 60 | | | |
| 35C11 K, 35C11 DK, 35S11 K, 35S11 DK (78 kW) Eng.F1AE0481U 7/07-8/11 | | | | | | | | | | | | | | | | | |
| 19-2264 | | F | | | | | 40 | 73 | | | | | | 55 | | | |
| 19-2691 | | R | | | | | 55 | 90 | | | | | | 60 | | | |
| 35C12 (85 kW) Eng.F1AE0481G 5/06-8/11 | | | | | | | | | | | | | | | | | |
| 19-2264 | | F | | | | | 40 | 73 | | | | | | 55 | | | |
| 19-2691 | | R | | | | | 55 | 90 | | | | | | 60 | | | |
| 35C13 K, 35C13 DK, 35S13 K, 35S13 DK (93 kW) Eng.F1AE0481V 7/07-8/11 | | | | | | | | | | | | | | | | | |
| 19-2264 | | F | | | | | 40 | 73 | | | | | | 55 | | | |
| 19-2691 | | R | | | | | 55 | 90 | | | | | | 60 | | | |
| 35C14 K, 35C14 DK, 35S14 K, 35S14 DK (103 kW) Eng.F1CE3481L 9/09-8/11 | | | | | | | | | | | | | | | | | |
| 19-2264 | | F | | | | | 40 | 73 | | | | | | 55 | | | Mod. 35C14 |

IVECO HCV

| METELLI ref | Spare Parts | | F/R | L/R | | | ABS | A | B | C | D | E | F | G | H | I | L | M | Fig | NOTE |
|--|-------------|--|-----|-----|--|--|-----|---|---|----|----|---|---|---|---|---|----|---|-----|------------|
| 19-8193 | | | R | | | | | | | 55 | 90 | | | | | | 55 | | | Mod. 35S14 |
| 35C15 (107 kW) Eng.F1CE0481F 5/06-8/11 | | | | | | | | | | | | | | | | | | | | |
| 19-2264 | | | F | | | | | | | 40 | 73 | | | | | | 55 | | | |
| 19-2691 | | | R | | | | | | | 55 | 90 | | | | | | 60 | | | |
| 35C17 K, 35C17 DK, 35S17 K, 35S17 DK (125 kW) Eng.F1CE3481C 7/07-8/11 | | | | | | | | | | | | | | | | | | | | |
| 19-2264 | | | F | | | | | | | 40 | 73 | | | | | | 55 | | | |
| 19-2691 | | | R | | | | | | | 55 | 90 | | | | | | 60 | | | |
| 35C18 (130 kW) Eng.F1CE0481H 5/06-8/11 | | | | | | | | | | | | | | | | | | | | |
| 19-2264 | | | F | | | | | | | 40 | 73 | | | | | | 55 | | | |
| 19-2691 | | | R | | | | | | | 55 | 90 | | | | | | 60 | | | |
| 35S14 K, 35S14 DK (100 kW) Eng.F1AE0481H 7/07-8/11 | | | | | | | | | | | | | | | | | | | | |
| 19-2264 | | | F | | | | | | | 40 | 73 | | | | | | 55 | | | |
| 19-8193 | | | R | | | | | | | 55 | 90 | | | | | | 55 | | | |
| 40C14 K, 40C14 DK (103 kW) Eng.F1CE3481L 9/09-8/11 | | | | | | | | | | | | | | | | | | | | |
| 19-2264 | | | F | | | | | | | 40 | 73 | | | | | | 55 | | | |
| 19-2691 | | | R | | | | | | | 55 | 90 | | | | | | 60 | | | |
| 50C14 K, 50C14 DK (103 kW) Eng.F1CE3481L 9/09-8/11 | | | | | | | | | | | | | | | | | | | | |
| 19-2264 | | | F | | | | | | | 40 | 73 | | | | | | 55 | | | |
| 19-2691 | | | R | | | | | | | 55 | 90 | | | | | | 60 | | | |
| 50C15 (107 kW) Eng.F1CE0481F 5/06-8/11 | | | | | | | | | | | | | | | | | | | | |
| 19-2264 | | | F | | | | | | | 40 | 73 | | | | | | 55 | | | |
| 19-2691 | | | R | | | | | | | 55 | 90 | | | | | | 60 | | | |
| 50C17 K, 50C17 DK (125 kW) Eng.F1CE3481C 7/07-8/11 | | | | | | | | | | | | | | | | | | | | |
| 19-2264 | | | F | | | | | | | 40 | 73 | | | | | | 55 | | | |
| 19-2691 | | | R | | | | | | | 55 | 90 | | | | | | 60 | | | |
| 50C18 (130 kW) Eng.F1CE0481H 5/06-8/11 | | | | | | | | | | | | | | | | | | | | |
| 19-2264 | | | F | | | | | | | 40 | 73 | | | | | | 55 | | | |
| 19-2691 | | | R | | | | | | | 55 | 90 | | | | | | 60 | | | |

IVECO HCV

| METELLI ref | Spare Parts | | F/R | L/R | | | ABS | A | B | C | D | E | F | G | H | I | L | M | Fig | NOTE |
|--|-------------|--|-----|-----|--|--|-----|---|---|----|----|---|---|---|---|---|---|---|-----|------------|
| 29L14 (100 kW) Eng.F1AE0481H 5/06-8/11 | | | | | | | | | | | | | | | | | | | | |
| 19-2359 | | | F | | | | | | | 35 | 68 | | | | | | | | 50 | |
| 19-2745 | | | R | | | | | | | 49 | 84 | | | | | | | | 48 | |
| 35C10, 35S10 (70 kW) Eng.F1AE0481F 5/06-8/11 | | | | | | | | | | | | | | | | | | | | |
| 19-2264 | | | F | | | | | | | 40 | 73 | | | | | | | | 55 | Mod. 35C10 |
| 19-2691 | | | R | | | | | | | 55 | 90 | | | | | | | | 60 | Mod. 35C10 |
| 19-8193 | | | R | | | | | | | 55 | 90 | | | | | | | | 55 | Mod. 35S10 |
| 35C11, 35S11, 35S11 D, 35S11 /P (78 kW) Eng.F1AE0481U 7/07-8/11 | | | | | | | | | | | | | | | | | | | | |
| 19-2264 | | | F | | | | | | | 40 | 73 | | | | | | | | 55 | |
| 19-2691 | | | R | | | | | | | 55 | 90 | | | | | | | | 60 | |
| 35C12, 35S12 (85 kW) Eng.F1AE0481G, F1AE0481R 5/06-8/11 | | | | | | | | | | | | | | | | | | | | |
| 19-2264 | | | F | | | | | | | 40 | 73 | | | | | | | | 55 | Mod. 35C12 |
| 19-8193 | | | R | | | | | | | 55 | 90 | | | | | | | | 55 | Mod. 35S12 |
| 35C13, 35C13 /P, 35S13 D, 35S13, 35S13 /P (93 kW) Eng.F1AE0481V 7/07-8/11 | | | | | | | | | | | | | | | | | | | | |
| 19-2264 | | | F | | | | | | | 40 | 73 | | | | | | | | 55 | |
| 19-2691 | | | R | | | | | | | 55 | 90 | | | | | | | | 60 | |
| 35C14 G, 35C14 G/P, 35S14 G, 35S14 G/P, 35C14 GD,. (100 kW) Eng.F1CE0441A 7/07-8/11 | | | | | | | | | | | | | | | | | | | | |
| 19-2264 | | | F | | | | | | | 40 | 73 | | | | | | | | 55 | Mod. 35C14 |
| 19-8193 | | | R | | | | | | | 55 | 90 | | | | | | | | 55 | Mod. 35S14 |
| 35C14, 35C14 /P, 35S14, 35S14 /P, 35S14 D, 35S14 D (103 kW) Eng.F1CE3481L 9/09-8/11 | | | | | | | | | | | | | | | | | | | | |
| 19-2264 | | | F | | | | | | | 40 | 73 | | | | | | | | 55 | Mod. 35C14 |
| 19-8193 | | | R | | | | | | | 55 | 90 | | | | | | | | 55 | Mod. 35S14 |
| 35C14, 35S14, 35S14 /P (100 kW) Eng.F1AE0481H 5/06-8/11 | | | | | | | | | | | | | | | | | | | | |
| 19-2264 | | | F | | | | | | | 40 | 73 | | | | | | | | 55 | Mod. 35C14 |
| 19-8193 | | | R | | | | | | | 55 | 90 | | | | | | | | 55 | Mod. 35S14 |
| 35C15 (107 kW) Eng.F1CE0481F, F1CE0481L 5/06-8/11 | | | | | | | | | | | | | | | | | | | | |
| 19-2264 | | | F | | | | | | | 40 | 73 | | | | | | | | 55 | |
| 19-2691 | | | R | | | | | | | 55 | 90 | | | | | | | | 60 | |

IVECO HCV

| METELLI ref | Spare Parts | F/R | L/R | ABS | A | B | C | D | E | F | G | H | I | L | M | Fig | NOTE |
|---|-------------|-----|-----|-----|---|---|----|----|---|---|---|---|---|----|---|-----|------------|
| 35C17, 35C17 /P, 35S17, 35S17 /P, 35S17 D (125 kW) Eng.F1CE3481C 7/07-8/11 | | | | | | | | | | | | | | | | | |
| 19-2264 | | F | | | | | 40 | 73 | | | | | | 55 | | | |
| 19-2691 | | R | | | | | 55 | 90 | | | | | | 60 | | | |
| 35C18, 35S18 (130 kW) Eng.F1CE0481H 5/06-8/11 | | | | | | | | | | | | | | | | | |
| 19-2264 | | F | | | | | 40 | 73 | | | | | | 55 | | | Mod. 35C18 |
| 19-8193 | | R | | | | | 55 | 90 | | | | | | 55 | | | Mod. 35S18 |
| 35S17 W, 35S17 WD (125 kW) Eng.F1CE3481C 7/07-8/11 | | | | | | | | | | | | | | | | | |
| 19-2691 | | F/R | | | | | 55 | 90 | | | | | | 60 | | | |
| 35S18W (130 kW) Eng.F1CE0481H 6/06-8/11 | | | | | | | | | | | | | | | | | |
| 19-2691 | | F/R | | | | | 55 | 90 | | | | | | 60 | | | |
| 40C10 (70 kW) Eng.F1AE0481F 5/06-8/11 | | | | | | | | | | | | | | | | | |
| 19-2264 | | F | | | | | 40 | 73 | | | | | | 55 | | | |
| 19-2691 | | R | | | | | 55 | 90 | | | | | | 60 | | | |
| 40C11, 40C11 D (78 kW) Eng.F1AE0481U 7/07-8/11 | | | | | | | | | | | | | | | | | |
| 19-2264 | | F | | | | | 40 | 73 | | | | | | 55 | | | |
| 19-2691 | | R | | | | | 55 | 90 | | | | | | 60 | | | |
| 40C12 (85 kW) Eng.F1AE0481G 5/06-8/11 | | | | | | | | | | | | | | | | | |
| 19-2264 | | F | | | | | 40 | 73 | | | | | | 55 | | | |
| 19-2691 | | R | | | | | 55 | 90 | | | | | | 60 | | | |
| 40C13, 40C13 /P (93 kW) Eng.F1AE0481V 7/07-8/11 | | | | | | | | | | | | | | | | | |
| 19-2264 | | F | | | | | 40 | 73 | | | | | | 55 | | | |
| 19-2691 | | R | | | | | 55 | 90 | | | | | | 60 | | | |
| 40C14 G, 40C14 G/P (100 kW) Eng.F1CE0441A 7/07-8/11 | | | | | | | | | | | | | | | | | |
| 19-2264 | | F | | | | | 40 | 73 | | | | | | 55 | | | |
| 19-2691 | | R | | | | | 55 | 90 | | | | | | 60 | | | |
| 40C14, 40C14 /P (103 kW) Eng.F1CE3481L 9/09-8/11 | | | | | | | | | | | | | | | | | |
| 19-2264 | | F | | | | | 40 | 73 | | | | | | 55 | | | Mod. 40C14 |
| 19-2691 | | R | | | | | 55 | 90 | | | | | | 60 | | | |

IVECO HCV

| METELLI ref | Spare Parts | F/R | L/R | ABS | A | B | C | D | E | F | G | H | I | L | M | Fig | NOTE |
|--|-------------|-----|-----|-----|---|---|----|----|---|---|---|---|---|----|---|-----|------|
| 40C15 (107 kW) Eng.F1CE0481F 5/06-8/11 | | | | | | | | | | | | | | | | | |
| 19-2264 | | F | | | | | 40 | 73 | | | | | | 55 | | | |
| 19-2691 | | R | | | | | 55 | 90 | | | | | | 60 | | | |
| 40C17, 40C17 /P (125 kW) Eng.F1CE3481C 7/07-8/11 | | | | | | | | | | | | | | | | | |
| 19-2264 | | F | | | | | 40 | 73 | | | | | | 55 | | | |
| 19-2691 | | R | | | | | 55 | 90 | | | | | | 60 | | | |
| 40C18 (130 kW) Eng.F1CE0481H 5/06-8/11 | | | | | | | | | | | | | | | | | |
| 19-2264 | | F | | | | | 40 | 73 | | | | | | 55 | | | |
| 19-2691 | | R | | | | | 55 | 90 | | | | | | 60 | | | |
| 45C14, 45C14 /P (103 kW) Eng.F1CE3481L 9/09-8/11 | | | | | | | | | | | | | | | | | |
| 19-2264 | | F | | | | | 40 | 73 | | | | | | 55 | | | |
| 19-2691 | | R | | | | | 55 | 90 | | | | | | 60 | | | |
| 45C15 (107 kW) Eng.F1CE0481F 5/06-8/11 | | | | | | | | | | | | | | | | | |
| 19-2264 | | F | | | | | 40 | 73 | | | | | | 55 | | | |
| 19-2691 | | R | | | | | 55 | 90 | | | | | | 60 | | | |
| 45C17, 45C17 /P (125 kW) Eng.F1CE3481C 7/07-8/11 | | | | | | | | | | | | | | | | | |
| 19-2264 | | F | | | | | 40 | 73 | | | | | | 55 | | | |
| 19-2691 | | R | | | | | 55 | 90 | | | | | | 60 | | | |
| 45C18, 45C18 /P, 45C18 D, 45C18 D/P (130 kW) Eng.F1CE0481H 5/06-8/11 | | | | | | | | | | | | | | | | | |
| 19-2264 | | F | | | | | 40 | 73 | | | | | | 55 | | | |
| 19-2691 | | R | | | | | 55 | 90 | | | | | | 60 | | | |
| 50C14 G, 50C14 G/P, 50C14 GD, 50C14 GD/P (100 kW) Eng.F1CE0441A 7/07-8/11 | | | | | | | | | | | | | | | | | |
| 19-2264 | | F | | | | | 40 | 73 | | | | | | 55 | | | |
| 19-2691 | | R | | | | | 55 | 90 | | | | | | 60 | | | |
| 50C14, 50C14 /P (103 kW) Eng.F1CE3481L 9/09-8/11 | | | | | | | | | | | | | | | | | |
| 19-2264 | | F | | | | | 40 | 73 | | | | | | 55 | | | |
| 19-2691 | | R | | | | | 55 | 90 | | | | | | 60 | | | |
| 50C15 (107 kW) Eng.F1CE0481F 5/06-8/11 | | | | | | | | | | | | | | | | | |
| 19-2264 | | F | | | | | 40 | 73 | | | | | | 55 | | | |

IVECO HCV

| METELLI ref | Spare Parts | | F/R | L/R | | ABS | A | B | C | D | E | F | G | H | I | L | M | Fig | NOTE |
|--|-------------|--|-----|-----|--|-----|---|---|----|----|---|---|---|---|---|----|---|-----|------|
| 19-2691 | | | R | | | | | | 55 | 90 | | | | | | 60 | | | |
| 50C17, 50C17 /P (125 kW) Eng.F1CE3481C 7/07-8/11 | | | | | | | | | | | | | | | | | | | |
| 19-2264 | | | F | | | | | | 40 | 73 | | | | | | 55 | | | |
| 19-2691 | | | R | | | | | | 55 | 90 | | | | | | 60 | | | |
| 50C18 (130 kW) Eng.F1CE0481H 5/06-8/11 | | | | | | | | | | | | | | | | | | | |
| 19-2264 | | | F | | | | | | 40 | 73 | | | | | | 55 | | | |
| 19-2691 | | | R | | | | | | 55 | 90 | | | | | | 60 | | | |
| 55S17 W, 55S17 WD (125 kW) Eng.F1CE3481C 7/07-8/11 | | | | | | | | | | | | | | | | | | | |
| 19-2691 | | | F/R | | | | | | 55 | 90 | | | | | | 60 | | | |
| 55S18W (130 kW) Eng.F1CE0481H 6/06-8/11 | | | | | | | | | | | | | | | | | | | |
| 19-2691 | | | F/R | | | | | | 55 | 90 | | | | | | 60 | | | |
| 60C14, 60C14 /P (103 kW) Eng.F1CE3481L 9/09-8/11 | | | | | | | | | | | | | | | | | | | |
| 19-2691 | | | F | | | | | | 55 | 90 | | | | | | 60 | | | |
| 60C15, 60C15 /P, 60C15 D, 60C15 D/P (107 kW) Eng.F1CE0481F 5/06-8/11 | | | | | | | | | | | | | | | | | | | |
| 19-2691 | | | F | | | | | | 55 | 90 | | | | | | 60 | | | |
| 60C17, 60C17 /P (125 kW) Eng.F1CE3481C 7/07-8/11 | | | | | | | | | | | | | | | | | | | |
| 19-2691 | | | F | | | | | | 55 | 90 | | | | | | 60 | | | |
| 60C18 (130 kW) Eng.F1CE0481H 5/06-8/11 | | | | | | | | | | | | | | | | | | | |
| 19-2691 | | | F | | | | | | 55 | 90 | | | | | | 60 | | | |
| 65C14 G, 65C14 G/P, 65C14 GD, 65C14 GD/P (100 kW) Eng.F1CE0441A 7/07-8/11 | | | | | | | | | | | | | | | | | | | |
| 19-2691 | | | F | | | | | | 55 | 90 | | | | | | 60 | | | |
| 65C14, 65C14 /P (103 kW) Eng.F1CE3481L 9/09-8/11 | | | | | | | | | | | | | | | | | | | |
| 19-2691 | | | F | | | | | | 55 | 90 | | | | | | 60 | | | |
| 65C15, 65C15 /P, 65C15 D, 65C15 D/P (107 kW) Eng.F1CE0481F 5/06-8/11 | | | | | | | | | | | | | | | | | | | |
| 19-2691 | | | F | | | | | | 55 | 90 | | | | | | 60 | | | |
| 65C17, 65C17 /P (125 kW) Eng.F1CE3481C 7/07-8/11 | | | | | | | | | | | | | | | | | | | |
| 19-2691 | | | F | | | | | | 55 | 90 | | | | | | 60 | | | |
| 65C18 (130 kW) Eng.F1CE0481H 5/06-8/11 | | | | | | | | | | | | | | | | | | | |
| 19-2691 | | | F | | | | | | 55 | 90 | | | | | | 60 | | | |

IVECO HCV

| METELLI ref | Spare Parts | | F/R | L/R | | | ABS | A | B | C | D | E | F | G | H | I | L | M | Fig | NOTE |
|---|-------------|--|-----|-----|--|--|-----|---|---|----|----|---|---|---|---|---|---|----|-----|------|
| 70C14, 70C14 /P (103 kW) Eng.F1CE3481L 9/09-8/11 | | | | | | | | | | | | | | | | | | | | |
| 19-2691 | | | F | | | | | | | 55 | 90 | | | | | | | 60 | | |
| 70C15 (107 kW) Eng.F1CE0481F 7/08-8/11 | | | | | | | | | | | | | | | | | | | | |
| 19-2691 | | | F | | | | | | | 55 | 90 | | | | | | | 60 | | |
| 70C17, 70C17 /P (125 kW) Eng.F1CE3481C 7/07-8/11 | | | | | | | | | | | | | | | | | | | | |
| 19-2691 | | | F | | | | | | | 55 | 90 | | | | | | | 60 | | |
| Daily V Box body / Van / SW Van 1/11-2/14 | | | | | | | | | | | | | | | | | | | | |
| 29L11 V, 35C11 V, 35S11 V, 40C11 V (78 kW) Eng.F1AE3481A 9/11-2/14 | | | | | | | | | | | | | | | | | | | | |
| 19-2264 | | | F | | | | | | | 40 | 73 | | | | | | | 55 | | |
| 19-8193 | | | R | | | | | | | 55 | 90 | | | | | | | 55 | | |
| 29L13 V, 35C13 V, 35S13 V, 40C13 V, 40S13 V (93 kW) Eng.F1AE3481B 9/11-2/14 | | | | | | | | | | | | | | | | | | | | |
| 19-2264 | | | F | | | | | | | 40 | 73 | | | | | | | 55 | | |
| 19-8193 | | | R | | | | | | | 55 | 90 | | | | | | | 55 | | |
| 29L15 V, 35S15 V, 35C15L V, 40C15L V, 50C15L V (107 kW) Eng.F1AE3481C 9/11-2/14 | | | | | | | | | | | | | | | | | | | | |
| 19-2264 | | | F | | | | | | | 40 | 73 | | | | | | | 55 | | |
| 19-8193 | | | R | | | | | | | 55 | 90 | | | | | | | 55 | | |
| 35 S 14 (110 kW) Eng.F1CE3481L 4/12-2/14 | | | | | | | | | | | | | | | | | | | | |
| 19-2264 | | | F | | | | | | | 40 | 73 | | | | | | | 55 | | |
| 19-8193 | | | R | | | | | | | 55 | 90 | | | | | | | 55 | | |
| 35C15 V, 40C15 V, 50C15 V, 60C15 V (107 kW) Eng.F1CE3481B, F1CE3481J 9/11-2/14 | | | | | | | | | | | | | | | | | | | | |
| 19-2264 | | | F | | | | | | | 40 | 73 | | | | | | | 55 | | |
| 19-8193 | | | R | | | | | | | 55 | 90 | | | | | | | 55 | | |
| 35C17 V, 35S17 V, 40C17 V, 45C17 V, 50C17 V, 60C17 (125 kW) Eng.F1CE3481C, F1CE3481K 9/11-2/14 | | | | | | | | | | | | | | | | | | | | |
| 19-2264 | | | F | | | | | | | 40 | 73 | | | | | | | 55 | | |
| 19-8193 | | | R | | | | | | | 55 | 90 | | | | | | | 55 | | |
| 35C21 V, 35S21 V, 40C21 V, 45C21 V, 50C21 V (150 kW) Eng.F1CE3481D 9/11-2/14 | | | | | | | | | | | | | | | | | | | | |
| 19-2264 | | | F | | | | | | | 40 | 73 | | | | | | | 55 | | |
| 19-8193 | | | R | | | | | | | 55 | 90 | | | | | | | 55 | | |

IVECO HCV

| METELLI ref | Spare Parts | | F/R | L/R | | | ABS | A | B | C | D | E | F | G | H | I | L | M | Fig | NOTE |
|--|-------------|--|-----|-----|--|--|-----|---|---|----|----|---|---|---|---|---|---|---|-----|-----------------------|
| 29L13, 29L13D, 35C13D, 40C13 (93 kW) Eng.F1AE3481B 9/11-2/14 | | | | | | | | | | | | | | | | | | | | |
| 19-2264 | | | F | | | | | | | 40 | 73 | | | | | | | | 55 | |
| 19-8193 | | | R | | | | | | | 55 | 90 | | | | | | | | 55 | |
| 29L15 V, 35C15L V, 40C15L V, 50C15L V (107 kW) Eng.F1AE3481C 9/11-2/14 | | | | | | | | | | | | | | | | | | | | |
| 19-2264 | | | F | | | | | | | 40 | 73 | | | | | | | | 55 | |
| 19-8193 | | | R | | | | | | | 55 | 90 | | | | | | | | 55 | |
| 35C15, 35C15D, 35S15, 40C15, 45C15, 50C15, 60C15, (107 kW) Eng.F1CE3481B, F1CE3481J 9/11-2/14 | | | | | | | | | | | | | | | | | | | | |
| 19-2264 | | | F | | | | | | | 40 | 73 | | | | | | | | 55 | |
| 19-8193 | | | R | | | | | | | 55 | 90 | | | | | | | | 55 | |
| 35C17, 35C17D, 35S17, 40C17, 45C17, 50C17, 60C17, (125 kW) Eng.F1CE3481C, F1CE3481K 9/11-2/14 | | | | | | | | | | | | | | | | | | | | |
| 19-2264 | | | F | | | | | | | 40 | 73 | | | | | | | | 55 | |
| 19-8193 | | | R | | | | | | | 55 | 90 | | | | | | | | 55 | |
| 35C21, 35S21, 40C21, 45C21, 50C21, 60C21, 70C21 (150 kW) Eng.F1CE3481D 9/11-2/14 | | | | | | | | | | | | | | | | | | | | |
| 19-2264 | | | F | | | | | | | 40 | 73 | | | | | | | | 55 | |
| 19-8193 | | | R | | | | | | | 55 | 90 | | | | | | | | 55 | |
| NaturalPower 35S14, 35C14, 40C14, 50C14, 65C14, 70 (100 kW) Eng.F1CE0441A 9/11-2/14 | | | | | | | | | | | | | | | | | | | | |
| 19-2264 | | | F | | | | | | | 40 | 73 | | | | | | | | 55 | |
| 19-8193 | | | R | | | | | | | 55 | 90 | | | | | | | | 55 | |
| Daily VI Box body / Van / SW Van 3/14-1/70 | | | | | | | | | | | | | | | | | | | | |
| 33S12, 35S12 (85 kW) Eng.F1AGL411H 4/16-1/70 | | | | | | | | | | | | | | | | | | | | |
| 19-8193 | | | R | | | | | | | 55 | 90 | | | | | | | | 55 | Mod. 33S12 Mod. 35S12 |
| 33S14, 35S14 (100 kW) Eng.F1AGL411J 4/16-1/70 | | | | | | | | | | | | | | | | | | | | |
| 19-8193 | | | R | | | | | | | 55 | 90 | | | | | | | | 55 | Mod. 33S14 Mod. 35S14 |
| 33S16, 35S16 (115 kW) Eng.F1AGL411G 4/16-1/70 | | | | | | | | | | | | | | | | | | | | |
| 19-8193 | | | R | | | | | | | 55 | 90 | | | | | | | | 55 | Mod. 33S16 Mod. 35S16 |
| 35S/E (60 kW) Eng.- 9/16-1/70 | | | | | | | | | | | | | | | | | | | | |
| 19-8193 | | | R | | | | | | | 55 | 90 | | | | | | | | 55 | Mod. 35S |

IVECO HCV

| METELLI ref | Spare Parts | | F/R | L/R | | | ABS | A | B | C | D | E | F | G | H | I | L | M | Fig | NOTE |
|--|-------------|--|-----|-----|--|--|-----|---|---|----|----|---|---|---|---|---|----|---|-----|-----------------------|
| 35S15, 35C15, 40C15, 50C15 (110 kW) Eng.- 4/16-1/70 | | | | | | | | | | | | | | | | | | | | |
| 19-8193 | | | R | | | | | | | 55 | 90 | | | | | | 55 | | | Mod. 35S15 |
| 35S18, 35C18, 40C18, 50C18 (132 kW) Eng.- 4/16-1/70 | | | | | | | | | | | | | | | | | | | | |
| 19-8193 | | | R | | | | | | | 55 | 90 | | | | | | 55 | | | Mod. 35S18 |
| 40C15, 50C15, 65C15 (107 kW) Eng.- 3/14-4/16 | | | | | | | | | | | | | | | | | | | | |
| 19-8193 | | | R | | | | | | | 55 | 90 | | | | | | 55 | | | Mod. 35C Mod. 35S |
| 40C17, 50C17, 65C17 (125 kW) Eng.- 3/14-4/16 | | | | | | | | | | | | | | | | | | | | |
| 19-8193 | | | R | | | | | | | 55 | 90 | | | | | | 55 | | | Mod. 35C Mod. 35S |
| Natural Power 35S14, 35C14, 40C14, 50C14 (100 kW) Eng.- 4/16-1/70 | | | | | | | | | | | | | | | | | | | | |
| 19-8193 | | | R | | | | | | | 55 | 90 | | | | | | 55 | | | Mod. 35S14 |
| Daily VI Platform/Chassis 3/14-1/70 | | | | | | | | | | | | | | | | | | | | |
| 33S11, 35S11, 35C11 (78 kW) Eng.F1AFL411A 3/14-1/70 | | | | | | | | | | | | | | | | | | | | |
| 19-2264 | | | F | | | | | | | 40 | 73 | | | | | | 55 | | | Mod. 35S |
| 19-8193 | | | R | | | | | | | 55 | 90 | | | | | | 55 | | | |
| 33S12, 35S12, 35C12 (85 kW) Eng.F1AGL411H, F1AGL411X (04.19-.) 4/16-1/70 | | | | | | | | | | | | | | | | | | | | |
| 19-8193 | | | R | | | | | | | 55 | 90 | | | | | | 55 | | | Mod. 33S12 Mod. 35S12 |
| 33S13, 35S13, 35C13 (93 kW) Eng.F1AFL411B 3/14-1/70 | | | | | | | | | | | | | | | | | | | | |
| 19-2264 | | | F | | | | | | | 40 | 73 | | | | | | 55 | | | Mod. 35S |
| 19-8193 | | | R | | | | | | | 55 | 90 | | | | | | 55 | | | |
| 33S14, 35S14, 35C14 (100 kW) Eng.F1AGL411D (04.19-.), F1AGL411J, F1AGL411R (04.16-. 4/16-1/70 | | | | | | | | | | | | | | | | | | | | |
| 19-8193 | | | R | | | | | | | 55 | 90 | | | | | | 55 | | | Mod. 33S14 Mod. 35S14 |
| 33S15, 35S15, 35C15 (107 kW) Eng.F1AFL411C 3/14-1/70 | | | | | | | | | | | | | | | | | | | | |
| 19-2264 | | | F | | | | | | | 40 | 73 | | | | | | 55 | | | Mod. 35S |
| 19-8193 | | | R | | | | | | | 55 | 90 | | | | | | 55 | | | |
| 33S16, 35S16, 35C16 (115 kW) Eng.F1AGL411B (04.19-.), F1AGL411G, F1AGL411N (04.16-. 4/16-1/70 | | | | | | | | | | | | | | | | | | | | |
| 19-8193 | | | R | | | | | | | 55 | 90 | | | | | | 55 | | | Mod. 33S16 Mod. 35S16 |
| 35S/E, 35C/E (60 kW) Eng.ELETTRICO 10/15-1/70 | | | | | | | | | | | | | | | | | | | | |
| 19-8193 | | | R | | | | | | | 55 | 90 | | | | | | 55 | | | Mod. 35S/E |

IVECO HCV

| METELLI ref | Spare Parts | F/R | L/R | ABS | A | B | C | D | E | F | G | H | I | L | M | Fig | NOTE |
|--|-------------|-----|-----|-----|---|---|----|----|---|---|---|---|---|---|---|-----|-----------------------|
| 35S14, 35S15, 35C15, 40S14, 40C15, 50C15, 65C15, 7 (107 kW) Eng.F1CE3481J, F1CFL411E, F1CFL411J 3/14-1/70 | | | | | | | | | | | | | | | | | |
| 19-2264 | | F | | | | | 40 | 73 | | | | | | | | 55 | Mod. 35S |
| 19-8193 | | R | | | | | 55 | 90 | | | | | | | | 55 | Mod. 35C Mod. 35S |
| 35S15, 35C15, 40C15, 50C15, 65C15, 70C15, 72C15 (110 kW) Eng.F1CFL411V (04.16-), F1CGL411A 4/16-1/70 | | | | | | | | | | | | | | | | | |
| 19-8193 | | R | | | | | 55 | 90 | | | | | | | | 55 | Mod. 35S15 |
| 35S17, 35C17, 40C17, 45S17, 45C17, 50C17, 55C17, 65 (125 kW) Eng.F1CFL411F, F1CFL411H 3/14-1/70 | | | | | | | | | | | | | | | | | |
| 19-2264 | | F | | | | | 40 | 73 | | | | | | | | 55 | Mod. 35S |
| 19-8193 | | R | | | | | 55 | 90 | | | | | | | | 55 | Mod. 35C Mod. 35S |
| 35S17, 55S17 4x4 (125 kW) Eng.F1CFL411F 3/14-1/70 | | | | | | | | | | | | | | | | | |
| 19-2691 | | F/R | | | | | 55 | 90 | | | | | | | | 60 | |
| 35S18, 35C18, 40C18, 50C18, 65C18, 70C18, 72C18 (132 kW) Eng.F1CFL4117 (04.19-), F1CFL411W (04.16-), F1CGL411 4/16-1/70 | | | | | | | | | | | | | | | | | |
| 19-8193 | | R | | | | | 55 | 90 | | | | | | | | 55 | Mod. 35S18 |
| 35S18, 55S18 4x4 (132 kW) Eng.F1CFL4117 (01.18-), F1CFL411W 4/16-1/70 | | | | | | | | | | | | | | | | | |
| 19-2691 | | F/R | | | | | 55 | 90 | | | | | | | | 60 | |
| 35S21, 35C21, 40C21, 50C21, 65C21, 70C21 (150 kW) Eng.F1CFL411G, F1CGL411C 3/14-1/70 | | | | | | | | | | | | | | | | | |
| 19-8193 | | R | | | | | 55 | 90 | | | | | | | | 55 | Mod. 35C Mod. 35S |
| NaturalPower 35S14, 35C14, 40C14, 50C14, 65C14, 70 (100 kW) Eng.F1CFA401A, F1CFA401C (04.19-) 3/14-1/70 | | | | | | | | | | | | | | | | | |
| 19-8193 | | R | | | | | 55 | 90 | | | | | | | | 55 | Mod. 35C Mod. 35S |
| Daily VI Van 3/14-1/70 | | | | | | | | | | | | | | | | | |
| 33S11, 35S11, 35C11 (78 kW) Eng.F1AFL411A 3/14-1/70 | | | | | | | | | | | | | | | | | |
| 19-2264 | | F | | | | | 40 | 73 | | | | | | | | 55 | Mod. 35S |
| 19-8193 | | R | | | | | 55 | 90 | | | | | | | | 55 | Mod. 35C Mod. 35S |
| 33S12, 35S12, 35C12 (85 kW) Eng.F1AGL411H, F1AGL411X (04.19-) 4/16-1/70 | | | | | | | | | | | | | | | | | |
| 19-8193 | | R | | | | | 55 | 90 | | | | | | | | 55 | Mod. 33S12 Mod. 35S12 |
| 33S13, 35S13, 35C13 (93 kW) Eng.F1AFL411B 3/14-1/70 | | | | | | | | | | | | | | | | | |
| 19-2264 | | F | | | | | 40 | 73 | | | | | | | | 55 | Mod. 35S |
| 19-8193 | | R | | | | | 55 | 90 | | | | | | | | 55 | |

IVECO HCV

| METELLI ref | Spare Parts | F/R | L/R | ABS | A | B | C | D | E | F | G | H | I | L | M | Fig | NOTE |
|---|-------------|-----|-----|-----|---|---|----|----|---|---|---|---|---|----|---|-----|-----------------------|
| 33S14, 35S14, 35C14 (100 kW) Eng.F1AGL411D (04.19-), F1AGL411J, F1AGL411R (04.16- 4/16-1/70) | | | | | | | | | | | | | | | | | |
| 19-8193 | | R | | | | | 55 | 90 | | | | | | 55 | | | Mod. 33S14 Mod. 35S14 |
| 33S15, 35S15, 35C15 (107 kW) Eng.F1AFL411C 3/14-1/70 | | | | | | | | | | | | | | | | | |
| 19-2264 | | F | | | | | 40 | 73 | | | | | | 55 | | | Mod. 35S |
| 19-8193 | | R | | | | | 55 | 90 | | | | | | 55 | | | |
| 33S16, 35S16, 35C16 (115 kW) Eng.F1AGL411B (04.19-), F1AGL411G, F1AGL411N (04.16- 4/16-1/70) | | | | | | | | | | | | | | | | | |
| 19-8193 | | R | | | | | 55 | 90 | | | | | | 55 | | | Mod. 33S16 Mod. 35S16 |
| 35S/E (60 kW) Eng.ELETTRICO 10/15-1/70 | | | | | | | | | | | | | | | | | |
| 19-8193 | | R | | | | | 55 | 90 | | | | | | 55 | | | Mod. 35S/E |
| 35S15, 35C15, 40C15, 50C15, 65C15, 70C15 (107 kW) Eng.F1CE3481J, F1CFL411E, F1CFL411J 3/14-4/16 | | | | | | | | | | | | | | | | | |
| 19-2264 | | F | | | | | 40 | 73 | | | | | | 55 | | | Mod. 35S |
| 19-8193 | | R | | | | | 55 | 90 | | | | | | 55 | | | Mod. 35C Mod. 35S |
| 35S15, 35C15, 40C15, 50C15, 65C15, 70C15 (110 kW) Eng.F1CFL411V (04.16-), F1CGL411A 4/16-1/70 | | | | | | | | | | | | | | | | | |
| 19-8193 | | R | | | | | 55 | 90 | | | | | | 55 | | | Mod. 35S15 |
| 35S17, 35C17, 40C17, 50C17, 55C17, 65C17, 70C17 (125 kW) Eng.F1CFL411F, F1CFL411H 3/14-4/16 | | | | | | | | | | | | | | | | | |
| 19-2264 | | F | | | | | 40 | 73 | | | | | | 55 | | | Mod. 35S |
| 19-8193 | | R | | | | | 55 | 90 | | | | | | 55 | | | Mod. 35C Mod. 35S |
| 35S18, 35C18, 40C18, 50C18, 65C18, 70C18 (132 kW) Eng.F1CFL4117 (04.19-), F1CFL411W (04.16-), F1CGL411 4/16-1/70 | | | | | | | | | | | | | | | | | |
| 19-8193 | | R | | | | | 55 | 90 | | | | | | 55 | | | Mod. 35S18 |
| 35S21, 35C21, 40C21, 50C21, 65C21, 70C21 (150 kW) Eng.F1CFL411G, F1CGL411C 3/14-1/70 | | | | | | | | | | | | | | | | | |
| 19-8193 | | R | | | | | 55 | 90 | | | | | | 55 | | | Mod. 35C Mod. 35S |
| Natural Power 35S14, 35C14, 40C14, 50C14, 65C14, 7 (100 kW) Eng.F1CFA401A, F1CFA401B, F1CFA401C (04.19-) 3/14-1/70 | | | | | | | | | | | | | | | | | |
| 19-8193 | | R | | | | | 55 | 90 | | | | | | 55 | | | Mod. 35C Mod. 35S |

IVECO LCV

Massif Pick-up 10/08-2/11

3.0 HPI (107 kW) Eng.F1CE0481F 10/08-2/11

19-2691

F/R

55 90

60

IVECO LCV

| METELLI ref | Spare Parts | F/R | L/R | ABS | A | B | C | D | E | F | G | H | I | L | M | Fig | NOTE |
|--|-------------|-----|-----|-----|---|---|----|----|---|-----|---|---|---|----|---|-----|------|
| 3.0 HPT (130 kW) Eng.F1CE0481H 10/08-2/11 | | | | | | | | | | | | | | | | | |
| 19-2691 | | F/R | | | | | 55 | 90 | | | | | | 60 | | | |
| Massif Single Cab 10/08-2/11 | | | | | | | | | | | | | | | | | |
| 3.0 HPI (107 kW) Eng.F1CE0481F 10/08-2/11 | | | | | | | | | | | | | | | | | |
| 19-2691 | | F/R | | | | | 55 | 90 | | | | | | 60 | | | |
| 3.0 HPT (130 kW) Eng.F1CE0481H 10/08-2/11 | | | | | | | | | | | | | | | | | |
| 19-2691 | | F/R | | | | | 55 | 90 | | | | | | 60 | | | |
| Massif SW 10/08-2/11 | | | | | | | | | | | | | | | | | |
| 3.0 HPI (107 kW) Eng.F1CE0481F 10/08-2/11 | | | | | | | | | | | | | | | | | |
| 19-2691 | | F/R | | | | | 55 | 90 | | | | | | 60 | | | |
| 3.0 HPT (130 kW) Eng.F1CE0481H 10/08-2/11 | | | | | | | | | | | | | | | | | |
| 19-2691 | | F/R | | | | | 55 | 90 | | | | | | 60 | | | |
| JAGUAR | | | | | | | | | | | | | | | | | |
| S-Type II (X200) 1/99-12/08 | | | | | | | | | | | | | | | | | |
| 2.5 V6 (147 kW) Eng.AJ25, JB (AJ-V6) 4/02-10/07 | | | | | | | | | | | | | | | | | |
| 19-2757 | | F | | | | | | | | 139 | | | | 93 | | | |
| 19-2758 | | R | | | | | 42 | 80 | | | | | | 46 | | | |
| 2.7 D (152 kW) Eng.AJD 6/04-10/07 | | | | | | | | | | | | | | | | | |
| 19-2757 | | F | | | | | | | | 139 | | | | 93 | | | |
| 19-2758 | | R | | | | | 42 | 80 | | | | | | 46 | | | |
| 3.0 V6 (175 kW) Eng.AJ-V6, FB 1/99-10/07 | | | | | | | | | | | | | | | | | |
| 19-2757 | | F | | | | | | | | 139 | | | | 93 | | | |
| 19-2758 | | R | | | | | 42 | 80 | | | | | | 46 | | | |
| 4.0 V8 (203 kW) Eng.AJ-V8 1/99-4/02 | | | | | | | | | | | | | | | | | |
| 19-2757 | | F | | | | | | | | 139 | | | | 93 | | | |

JAGUAR

| METELLI ref | Spare Parts | | F/R | L/R | | | ABS | A | B | C | D | E | F | G | H | I | L | M | Fig | NOTE |
|--|-------------|--|-----|-----|--|--|-----|---|---|----|----|-----|---|---|---|---|------|---|-----|------|
| 19-2758 | | | R | | | | | | | 42 | 80 | | | | | | 46 | | | |
| 4.0 V8 (209 kW) Eng.AJ-V8 9/99-12/02 | | | | | | | | | | | | | | | | | | | | |
| 19-2757 | | | F | | | | | | | | | 139 | | | | | 93 | | | |
| 19-2758 | | | R | | | | | | | 42 | 80 | | | | | | 46 | | | |
| 4.2 Supercharged (298 kW) Eng.AJ8FT 11/01-12/08 | | | | | | | | | | | | | | | | | | | | |
| 19-2757 | | | F | | | | | | | | | 139 | | | | | 93 | | | |
| 19-2758 | | | R | | | | | | | 42 | 80 | | | | | | 46 | | | |
| 4.2 V8 (219 kW) Eng.AJ8FT 4/02-10/07 | | | | | | | | | | | | | | | | | | | | |
| 19-2757 | | | F | | | | | | | | | 139 | | | | | 93 | | | |
| 19-2758 | | | R | | | | | | | 42 | 80 | | | | | | 46 | | | |
| R 4,2 V8 (291 kW) Eng.AJ8FT 4/02-10/07 | | | | | | | | | | | | | | | | | | | | |
| 19-2757 | | | F | | | | | | | | | 139 | | | | | 93 | | | |
| 19-2758 | | | R | | | | | | | 42 | 80 | | | | | | 46 | | | |
| X-Type (X400) 6/01-11/09 | | | | | | | | | | | | | | | | | | | | |
| 2.0 D (96 kW) Eng.FMBA, FMBB 7/03-11/09 | | | | | | | | | | | | | | | | | | | | |
| 19-2335 | | | F | | | | | | | 40 | 75 | | | | | | 37 | | | |
| 19-2714 | | | R | | | | | | | | | 136 | | | | | 97,5 | | | |
| 2.1 V6 (115 kW) Eng.YB (AJ-V6) 3/02-11/09 | | | | | | | | | | | | | | | | | | | | |
| 19-2335 | | | F | | | | | | | 40 | 75 | | | | | | 37 | | | |
| 19-2714 | | | R | | | | | | | | | 136 | | | | | 97,5 | | | |
| 2.2 D (107 kW) Eng.QJBA 1/07-11/09 | | | | | | | | | | | | | | | | | | | | |
| 19-2335 | | | F | | | | | | | 40 | 75 | | | | | | 37 | | | |
| 19-2714 | | | R | | | | | | | | | 136 | | | | | 97,5 | | | |
| 2.2 D (110 kW) Eng.QJBA 10/05-11/09 | | | | | | | | | | | | | | | | | | | | |
| 19-2335 | | | F | | | | | | | 40 | 75 | | | | | | 37 | | | |
| 19-2714 | | | R | | | | | | | | | 136 | | | | | 97,5 | | | |
| 2.2 D (114 kW) Eng.QJBA 10/05-11/09 | | | | | | | | | | | | | | | | | | | | |
| 19-2335 | | | F | | | | | | | 40 | 75 | | | | | | 37 | | | |

JAGUAR

| METELLI ref | Spare Parts | | F/R | L/R | | | ABS | A | B | C | D | E | F | G | H | I | L | M | Fig | NOTE |
|--|-------------|--|-----|-----|--|--|-----|---|---|----|----|-----|---|---|---|---|------|------|-----|------|
| 19-2714 | | | R | | | | | | | | | 136 | | | | | 97,5 | | | |
| 2.5 V6 4WD (144 kW) Eng.XB (AJ-V6) 6/01-11/09 | | | | | | | | | | | | | | | | | | | | |
| 19-2335 | | | F | | | | | | | 40 | 75 | | | | | | | 37 | | |
| 19-2714 | | | R | | | | | | | | | 136 | | | | | | 97,5 | | |
| 3.0 V6 4WD (169 kW) Eng.AJ-V6 6/01-12/08 | | | | | | | | | | | | | | | | | | | | |
| 19-2335 | | | F | | | | | | | 40 | 75 | | | | | | | 37 | | |
| 19-2714 | | | R | | | | | | | | | 136 | | | | | | 97,5 | | |
| X-Type SW (X400) 9/02-12/09 | | | | | | | | | | | | | | | | | | | | |
| 2.0 D (96 kW) Eng.FMBA, FMBB 2/04-12/09 | | | | | | | | | | | | | | | | | | | | |
| 19-2335 | | | F | | | | | | | 40 | 75 | | | | | | | 37 | | |
| 19-2714 | | | R | | | | | | | | | 136 | | | | | | 97,5 | | |
| 2.1 V6 (115 kW) Eng.YB (AJ-V6) 11/03-3/09 | | | | | | | | | | | | | | | | | | | | |
| 19-2335 | | | F | | | | | | | 40 | 75 | | | | | | | 37 | | |
| 19-2714 | | | R | | | | | | | | | 136 | | | | | | 97,5 | | |
| 2.2 D (107 kW) Eng.QJBA 1/07-12/09 | | | | | | | | | | | | | | | | | | | | |
| 19-2335 | | | F | | | | | | | 40 | 75 | | | | | | | 37 | | |
| 19-2714 | | | R | | | | | | | | | 136 | | | | | | 97,5 | | |
| 2.2 D (110 kW) Eng.QJBA 10/05-12/09 | | | | | | | | | | | | | | | | | | | | |
| 19-2335 | | | F | | | | | | | 40 | 75 | | | | | | | 37 | | |
| 19-2714 | | | R | | | | | | | | | 136 | | | | | | 97,5 | | |
| 2.2 D (114 kW) Eng.QJBA 10/05-12/09 | | | | | | | | | | | | | | | | | | | | |
| 19-2335 | | | F | | | | | | | 40 | 75 | | | | | | | 37 | | |
| 19-2714 | | | R | | | | | | | | | 136 | | | | | | 97,5 | | |
| 2.5 (144 kW) Eng.XB (AJ-V6) 2/04-12/09 | | | | | | | | | | | | | | | | | | | | |
| 19-2335 | | | F | | | | | | | 40 | 75 | | | | | | | 37 | | |
| 19-2714 | | | R | | | | | | | | | 136 | | | | | | 97,5 | | |
| 3.0 (169 kW) Eng.AJ-V6 2/04-12/09 | | | | | | | | | | | | | | | | | | | | |
| 19-2335 | | | F | | | | | | | 40 | 75 | | | | | | | 37 | | |

JAGUAR

| METELLI ref | Spare Parts | | F/R | L/R | | ABS | A | B | C | D | E | F | G | H | I | L | M | Fig | NOTE |
|---|-------------|--|-----|-----|--|-----|---|---|----|----|-----|---|---|---|---|------|---|-----|--|
| 19-2714 | | | R | | | | | | | | 136 | | | | | 97,5 | | | |
| XE (X760) 3/15-1/70 | | | | | | | | | | | | | | | | | | | |
| 2.0 (147 kW) Eng.204PT 3/15-1/70 | | | | | | | | | | | | | | | | | | | |
| 19-2365 | | | R | | | | | | 42 | 86 | | | | | | 42 | | | -Ch. Sportivo, Passo corto/Wheelbase short |
| 2.0 (147 kW) Eng.PT204 2/17-1/70 | | | | | | | | | | | | | | | | | | | |
| 19-2365 | | | R | | | | | | 42 | 86 | | | | | | 42 | | | -Ch. Sportivo, Passo corto/Wheelbase short |
| 2.0 (177 kW) Eng.204PT 3/15-1/70 | | | | | | | | | | | | | | | | | | | |
| 19-2365 | | | R | | | | | | 42 | 86 | | | | | | 42 | | | -Ch. Sportivo, Passo corto/Wheelbase short |
| 2.0 (184 kW) Eng.PT204 2/17-1/70 | | | | | | | | | | | | | | | | | | | |
| 19-2365 | | | R | | | | | | 42 | 86 | | | | | | 42 | | | -Ch. Sportivo, Passo corto/Wheelbase short |
| 2.0 (221 kW) Eng.PT204 6/17-1/70 | | | | | | | | | | | | | | | | | | | |
| 19-2365 | | | R | | | | | | 42 | 86 | | | | | | 42 | | | -Ch. Sportivo, Passo corto/Wheelbase short |
| 2.0 AWD (184 kW) Eng.PT204 2/17-1/70 | | | | | | | | | | | | | | | | | | | |
| 19-2365 | | | R | | | | | | 42 | 86 | | | | | | 42 | | | -Ch. Sportivo, Passo corto/Wheelbase short |
| 2.0 AWD (221 kW) Eng.PT204 6/17-1/70 | | | | | | | | | | | | | | | | | | | |
| 19-2365 | | | R | | | | | | 42 | 86 | | | | | | 42 | | | -Ch. Sportivo, Passo corto/Wheelbase short |
| 2.0 D (120 kW) Eng.204DTD 3/15-1/70 | | | | | | | | | | | | | | | | | | | |
| 19-2365 | | | R | | | | | | 42 | 86 | | | | | | 42 | | | -Ch. Sportivo, Passo corto/Wheelbase short |
| 2.0 D (132 kW) Eng.204DTD 3/15-1/70 | | | | | | | | | | | | | | | | | | | |
| 19-2365 | | | R | | | | | | 42 | 86 | | | | | | 42 | | | -Ch. Sportivo, Passo corto/Wheelbase short |
| 2.0 D AWD (132 kW) Eng.204DTD 10/15-1/70 | | | | | | | | | | | | | | | | | | | |
| 19-2365 | | | R | | | | | | 42 | 86 | | | | | | 42 | | | -Ch. Sportivo, Passo corto/Wheelbase short |
| 2.0 D AWD (177 kW) Eng.204DTA 2/17-1/70 | | | | | | | | | | | | | | | | | | | |
| 19-2365 | | | R | | | | | | 42 | 86 | | | | | | 42 | | | -Ch. Sportivo, Passo corto/Wheelbase short |
| 3.0 S (250 kW) Eng.306PS 3/15-1/70 | | | | | | | | | | | | | | | | | | | |
| 19-2365 | | | R | | | | | | 42 | 86 | | | | | | 42 | | | -Ch. Sportivo, Passo corto/Wheelbase short |
| 3.0 S (280 kW) Eng.306PS 2/17-1/70 | | | | | | | | | | | | | | | | | | | |
| 19-2365 | | | R | | | | | | 42 | 86 | | | | | | 42 | | | -Ch. Sportivo, Passo corto/Wheelbase short |

JAGUAR

| METELLI ref | Spare Parts | F/R | L/R | ABS | A | B | C | D | E | F | G | H | I | L | M | Fig | NOTE |
|---|-------------|-----|-----|-----|---|---|----|----|---|---|---|---|---|----|---|-----|--|
| 5.0 SVO PROJECT 8 (441 kW) Eng.508PS 3/18-1/70 | | | | | | | | | | | | | | | | | |
| 19-2365 | | R | | | | | 42 | 86 | | | | | | 42 | | | -Ch. Sportivo, Passo corto/Wheelbase short |
| XF I (X250) 3/08-4/15 | | | | | | | | | | | | | | | | | |
| 2.0 (177 kW) Eng.204PT 6/12-4/15 | | | | | | | | | | | | | | | | | |
| 19-2365 | | R | | | | | 42 | 86 | | | | | | 42 | | | +ABS |
| 2.2 D (120 kW) Eng.224DT 4/11-4/15 | | | | | | | | | | | | | | | | | |
| 19-2365 | | R | | | | | 42 | 86 | | | | | | 42 | | | +ABS |
| 2.2 D (140 kW) Eng.224DT 5/11-4/15 | | | | | | | | | | | | | | | | | |
| 19-2365 | | R | | | | | 42 | 86 | | | | | | 42 | | | +ABS |
| 2.2 D (147 kW) Eng.224DT 3/12-4/15 | | | | | | | | | | | | | | | | | |
| 19-2365 | | R | | | | | 42 | 86 | | | | | | 42 | | | +ABS |
| 2.7 D (152 kW) Eng.AJD 3/08-4/15 | | | | | | | | | | | | | | | | | |
| 19-2365 | | R | | | | | 42 | 86 | | | | | | 42 | | | +ABS |
| 3.0 (175 kW) Eng.AJ6WG 3/08-4/15 | | | | | | | | | | | | | | | | | |
| 19-2365 | | R | | | | | 42 | 86 | | | | | | 42 | | | +ABS |
| 3.0 (250 kW) Eng.306PS 3/12-4/15 | | | | | | | | | | | | | | | | | |
| 19-2365 | | R | | | | | 42 | 86 | | | | | | 42 | | | +ABS |
| 3.0 AWD (250 kW) Eng.306PS 10/12-4/15 | | | | | | | | | | | | | | | | | |
| 19-2365 | | R | | | | | 42 | 86 | | | | | | 42 | | | +ABS |
| 3.0 D (155 kW) Eng.AJV6D 3/09-4/15 | | | | | | | | | | | | | | | | | |
| 19-2365 | | R | | | | | 42 | 86 | | | | | | 42 | | | +ABS |
| 3.0 D (177 kW) Eng.306DT, AJV6D 3/09-4/15 | | | | | | | | | | | | | | | | | |
| 19-2365 | | R | | | | | 42 | 86 | | | | | | 42 | | | +ABS |
| 3.0 D (202 kW) Eng.306DT, AJV6D 3/09-4/15 | | | | | | | | | | | | | | | | | |
| 19-2365 | | R | | | | | 42 | 86 | | | | | | 42 | | | +ABS |
| 4.2 (219 kW) Eng.SV82G 3/08-4/15 | | | | | | | | | | | | | | | | | |
| 19-2365 | | R | | | | | 42 | 86 | | | | | | 42 | | | +ABS |

JAGUAR

| METELLI ref | Spare Parts | | F/R | L/R | | | ABS | A | B | C | D | E | F | G | H | I | L | M | Fig | NOTE |
|--|-------------|--|-----|-----|--|--|-----|---|---|----|----|---|---|---|---|---|----|---|-----|--|
| 4.2 Kompressor (306 kW) Eng.SV8TS 3/08-4/15 | | | | | | | | | | | | | | | | | | | | |
| 19-2365 | | | R | | | | | | | 42 | 86 | | | | | | 42 | | | +ABS |
| 5.0 (283 kW) Eng.508PN 3/09-4/15 | | | | | | | | | | | | | | | | | | | | |
| 19-2365 | | | R | | | | | | | 42 | 86 | | | | | | 42 | | | +ABS |
| 5.0 Kompressor (346 kW) Eng.508PS 1/09-4/15 | | | | | | | | | | | | | | | | | | | | |
| 19-2365 | | | R | | | | | | | 42 | 86 | | | | | | 42 | | | +ABS |
| 5.0 Kompressor (375 kW) Eng.508PS 3/09-4/15 | | | | | | | | | | | | | | | | | | | | |
| 19-2365 | | | R | | | | | | | 42 | 86 | | | | | | 42 | | | +ABS |
| 5.0 Kompressor (380 kW) Eng.508PS 1/13-4/15 | | | | | | | | | | | | | | | | | | | | |
| 19-2365 | | | R | | | | | | | 42 | 86 | | | | | | 42 | | | -Ch. Sportivo, Passo corto/Wheelbase short |
| 5.0 XFR-S (405 kW) Eng.508PS 10/12-4/15 | | | | | | | | | | | | | | | | | | | | |
| 19-2365 | | | R | | | | | | | 42 | 86 | | | | | | 42 | | | +ABS |
| XF I Sportbrake (X250) 7/09-12/15 | | | | | | | | | | | | | | | | | | | | |
| 2.0 T (177 kW) Eng.204PT 8/13-12/15 | | | | | | | | | | | | | | | | | | | | |
| 19-2365 | | | R | | | | | | | 42 | 86 | | | | | | 42 | | | -Ch. Sportivo, Passo corto/Wheelbase short |
| 2.2 D (120 kW) Eng.224DT 9/12-4/14 | | | | | | | | | | | | | | | | | | | | |
| 19-2365 | | | R | | | | | | | 42 | 86 | | | | | | 42 | | | +ABS |
| 2.2 D (147 kW) Eng.224DT 9/12-4/14 | | | | | | | | | | | | | | | | | | | | |
| 19-2365 | | | R | | | | | | | 42 | 86 | | | | | | 42 | | | +ABS |
| 3.0 D (177 kW) Eng.306DT, AJV6D 9/12-4/14 | | | | | | | | | | | | | | | | | | | | |
| 19-2365 | | | R | | | | | | | 42 | 86 | | | | | | 42 | | | +ABS |
| 3.0 D (202 kW) Eng.306DT, AJV6D 9/12-4/14 | | | | | | | | | | | | | | | | | | | | |
| 19-2365 | | | R | | | | | | | 42 | 86 | | | | | | 42 | | | +ABS |
| 5.0 XFR-S (405 kW) Eng.508PS 2/13-4/14 | | | | | | | | | | | | | | | | | | | | |
| 19-2365 | | | R | | | | | | | 42 | 86 | | | | | | 42 | | | +ABS |

JAGUAR

| METELLI ref | Spare Parts | F/R | L/R | ABS | A | B | C | D | E | F | G | H | I | L | M | Fig | NOTE |
|--|-------------|-----|-----|-----|---|---|----|----|---|---|---|---|---|---|----|-----|--|
| XJ V (X350) 3/03-3/09 | | | | | | | | | | | | | | | | | |
| 3.0 (175 kW) Eng.AJ-V6 5/03-3/09 | | | | | | | | | | | | | | | | | |
| 19-2758 | | R | | | | | 42 | 80 | | | | | | | | 46 | |
| 3.0 (179 kW) Eng.AJ-V6 4/04-1/07 | | | | | | | | | | | | | | | | | |
| 19-2758 | | R | | | | | 42 | 80 | | | | | | | | 46 | |
| 3.6 (190 kW) Eng.RG (AJ-V8) 5/03-3/09 | | | | | | | | | | | | | | | | | |
| 19-2758 | | R | | | | | 42 | 80 | | | | | | | | 46 | |
| 4.2 (219 kW) Eng.AJ8FT 5/03-3/09 | | | | | | | | | | | | | | | | | |
| 19-2758 | | R | | | | | 42 | 80 | | | | | | | | 46 | |
| 4.2 (224 kW) Eng.AJ8FR 5/07-3/09 | | | | | | | | | | | | | | | | | |
| 19-2758 | | R | | | | | 42 | 80 | | | | | | | | 46 | |
| D 2.7 (152 kW) Eng.AJD 10/05-3/09 | | | | | | | | | | | | | | | | | |
| 19-2758 | | R | | | | | 42 | 80 | | | | | | | | 46 | |
| R 4.2 (291 kW) Eng.AJ33SC, AJ8FT 3/03-3/09 | | | | | | | | | | | | | | | | | |
| 19-2758 | | R | | | | | 42 | 80 | | | | | | | | 46 | |
| XJ VI (X351) 10/09-1/70 | | | | | | | | | | | | | | | | | |
| 2.0 (177 kW) Eng.204PT 5/12-1/70 | | | | | | | | | | | | | | | | | |
| 19-2365 | | R | | | | | 42 | 86 | | | | | | | 42 | | +ABS |
| 3.0 (175 kW) Eng.AJ-V6 1/11-1/70 | | | | | | | | | | | | | | | | | |
| 19-2365 | | R | | | | | 42 | 86 | | | | | | | 42 | | -Ch. Sportivo, Passo corto/Wheelbase short |
| 3.0 (250 kW) Eng.306PS 3/12-1/70 | | | | | | | | | | | | | | | | | |
| 19-2365 | | R | | | | | 42 | 86 | | | | | | | 42 | | +ABS |
| 3.0 AWD (250 kW) Eng.306PS 10/12-1/70 | | | | | | | | | | | | | | | | | |
| 19-2365 | | R | | | | | 42 | 86 | | | | | | | 42 | | +ABS |
| 3.0 D (202 kW) Eng.306DT 10/09-4/16 | | | | | | | | | | | | | | | | | |
| 19-2365 | | R | | | | | 42 | 86 | | | | | | | 42 | | +ABS |

JAGUAR

| METELLI ref | Spare Parts | | F/R | L/R | | | ABS | A | B | C | D | E | F | G | H | I | L | M | Fig | NOTE |
|--|-------------|--|-----|-----|--|--|-----|---|---|----|----|---|---|---|---|---|----|---|-----|--|
| 3.0 D (221 kW) Eng.306DT 4/15-1/70 | | | | | | | | | | | | | | | | | | | | |
| 19-2365 | | | R | | | | | | | 42 | 86 | | | | | | 42 | | | -Ch. Sportivo, Passo corto/Wheelbase short |
| 5.0 (287 kW) Eng.508PN 8/12-1/70 | | | | | | | | | | | | | | | | | | | | |
| 19-2365 | | | R | | | | | | | 42 | 86 | | | | | | 42 | | | -Ch. Sportivo, Passo corto/Wheelbase short |
| 5.0 R575 (423 kW) Eng.508PS 6/17-1/70 | | | | | | | | | | | | | | | | | | | | |
| 19-2365 | | | R | | | | | | | 42 | 86 | | | | | | 42 | | | -Ch. Sportivo, Passo corto/Wheelbase short |
| 5.0 V 8 (283 kW) Eng.508PN 10/09-1/70 | | | | | | | | | | | | | | | | | | | | |
| 19-2365 | | | R | | | | | | | 42 | 86 | | | | | | 42 | | | +ABS |
| 5.0 V8 (346 kW) Eng.508PS 10/09-1/70 | | | | | | | | | | | | | | | | | | | | |
| 19-2365 | | | R | | | | | | | 42 | 86 | | | | | | 42 | | | +ABS |
| 5.0 V8 (375 kW) Eng.508PS 10/09-1/70 | | | | | | | | | | | | | | | | | | | | |
| 19-2365 | | | R | | | | | | | 42 | 86 | | | | | | 42 | | | +ABS |
| 5.0 V8 (405 kW) Eng.508PS 6/13-1/70 | | | | | | | | | | | | | | | | | | | | |
| 19-2365 | | | R | | | | | | | 42 | 86 | | | | | | 42 | | | +ABS |

JEEP

Compass I (MK49) 8/06-1/70

| | | | | | | | | | | | | | | | | | | | | |
|--|--|--|---|--|--|--|--|--|--|----|----|--|--|--|--|--|----|--|--|--|
| 2.0 (115 kW) Eng.ECN 5/11-1/70 | | | | | | | | | | | | | | | | | | | | |
| 19-2800 | | | F | | | | | | | 43 | 80 | | | | | | 40 | | | |
| 2.0 (118 kW) Eng.ECN 8/06-1/70 | | | | | | | | | | | | | | | | | | | | |
| 19-2800 | | | F | | | | | | | 43 | 80 | | | | | | 40 | | | |
| 2.0 CRD (103 kW) Eng.ECD, ECE 8/06-1/70 | | | | | | | | | | | | | | | | | | | | |
| 19-2800 | | | F | | | | | | | 43 | 80 | | | | | | 40 | | | |
| 2.0 CRD 4x4 (88 kW) Eng.ECD 2/07-1/70 | | | | | | | | | | | | | | | | | | | | |
| 19-2800 | | | F | | | | | | | 43 | 80 | | | | | | 40 | | | |
| 2.0 CRD 4x4 (103 kW) Eng.ECE 9/06-1/70 | | | | | | | | | | | | | | | | | | | | |
| 19-2800 | | | F | | | | | | | 43 | 80 | | | | | | 40 | | | |

JEEP

| METELLI ref | Spare Parts | | F/R | L/R | | | ABS | A | B | C | D | E | F | G | H | I | L | M | Fig | NOTE |
|--|-------------|--|-----|-----|--|--|-----|---|----|----|-----|-----|---|---|---|---|---|----|-----|------|
| 2.2 CRD (100 kW) Eng.ENE 5/11-1/70 | | | | | | | | | | | | | | | | | | | | |
| 19-2800 | | | F | | | | | | | 43 | 80 | | | | | | | 40 | | |
| 2.2 CRD 4x4 (100 kW) Eng.ENE 5/11-1/70 | | | | | | | | | | | | | | | | | | | | |
| 19-2800 | | | F | | | | | | | 43 | 80 | | | | | | | 40 | | |
| 2.2 CRD 4x4 (120 kW) Eng.OM 651.925 12/10-1/70 | | | | | | | | | | | | | | | | | | | | |
| 19-2800 | | | F | | | | | | | 43 | 80 | | | | | | | 40 | | |
| 2.4 (125 kW) Eng.ED3, EDG, ERZ 8/06-1/70 | | | | | | | | | | | | | | | | | | | | |
| 19-2800 | | | F | | | | | | | 43 | 80 | | | | | | | 40 | | |
| 2.4 4x4 (125 kW) Eng.ED3, ERZ 9/06-1/70 | | | | | | | | | | | | | | | | | | | | |
| 19-2800 | | | F | | | | | | | 43 | 80 | | | | | | | 40 | | |
| Compass II (MP, M6) 12/16-1/70 | | | | | | | | | | | | | | | | | | | | |
| 1.3 2WD (96 kW) Eng.46337540 8/20-1/70 | | | | | | | | | | | | | | | | | | | | |
| 19-8165 | | | R | | | | | | | | | 135 | | | | | | 82 | | |
| 1.3 2WD (110 kW) Eng.46337540 8/20-1/70 | | | | | | | | | | | | | | | | | | | | |
| 19-8165 | | | R | | | | | | | | | 135 | | | | | | 82 | | |
| 1.6 MULTIJET (96 kW) Eng.46346020 4/21-1/70 | | | | | | | | | | | | | | | | | | | | |
| 19-8165 | | | R | | | | | | | | | 135 | | | | | | 82 | | |
| Grand Cherokee II (WJ, WG) 10/98-9/05 | | | | | | | | | | | | | | | | | | | | |
| 2.7 CRD 4x4 (120 kW) Eng.DDAB 10/04-9/05 | | | | | | | | | | | | | | | | | | | | |
| 19-2816 | | | F | | | | | | 27 | 30 | 165 | | | | | | | 90 | | |
| 2.7 CRD 4x4 (120 kW) Eng.ENF, OM 665.921 10/01-9/05 | | | | | | | | | | | | | | | | | | | | |
| 19-2816 | | | F | | | | | | 27 | 30 | 165 | | | | | | | 90 | | |
| 3.1 TD 4x4 (103 kW) Eng.EXA 4/99-12/01 | | | | | | | | | | | | | | | | | | | | |
| 19-2816 | | | F | | | | | | 27 | 30 | 165 | | | | | | | 90 | | |
| 4.0 (140 kW) Eng.ERH 10/98-9/04 | | | | | | | | | | | | | | | | | | | | |
| 19-2816 | | | F | | | | | | 27 | 30 | 165 | | | | | | | 90 | | |

JEEP

| METELLI ref | Spare Parts | | F/R | L/R | | | ABS | A | B | C | D | E | F | G | H | I | L | M | Fig | NOTE |
|---|-------------|--------|-----|-----|--|--|-----|---|----|----|-----|---|---|---|---|---|---|----|-----|------|
| 4.0 4x4 (140 kW) Eng.ERH 4/99-9/05 | | | | | | | | | | | | | | | | | | | | |
| 19-2816 | | | F | | | | | | 27 | 30 | 165 | | | | | | | 90 | | |
| 4.7 V8 4x4 (162 kW) Eng.EVA 4/99-8/00 | | | | | | | | | | | | | | | | | | | | |
| 19-2816 | | | F | | | | | | 27 | 30 | 165 | | | | | | | 90 | | |
| 4.7 V8 4x4 (164 kW) Eng.EVA 4/99-9/05 | | | | | | | | | | | | | | | | | | | | |
| 19-2816 | | | F | | | | | | 27 | 30 | 165 | | | | | | | 90 | | |
| 4.7 V8 4x4 (167 kW) Eng.EVA 6/03-9/05 | | | | | | | | | | | | | | | | | | | | |
| 19-2816 | | | F | | | | | | 27 | 30 | 165 | | | | | | | 90 | | |
| 4.7 V8 4x4 (190 kW) Eng.EVC 10/01-9/05 | | | | | | | | | | | | | | | | | | | | |
| 19-2816 | | | F | | | | | | 27 | 30 | 165 | | | | | | | 90 | | |
| Patriot (MK74) 2/07-1/70 | | | | | | | | | | | | | | | | | | | | |
| 2.0 (115 kW) Eng.ECN 1/11-12/17 | | | | | | | | | | | | | | | | | | | | |
| 19-2800 | | | F | | | | | | 43 | 80 | | | | | | | | 40 | | |
| 2.0 4x4 (115 kW) Eng.ECN 2/07-12/17 | | | | | | | | | | | | | | | | | | | | |
| 19-2800 | | | F | | | | | | 43 | 80 | | | | | | | | 40 | | |
| 2.0 CRD (103 kW) Eng.ECD, ECE 2/07-12/17 | | | | | | | | | | | | | | | | | | | | |
| 19-2800 | | | F | | | | | | 43 | 80 | | | | | | | | 40 | | |
| 2.0 CRD 4x4 (88 kW) Eng.ECD 2/07-12/17 | | | | | | | | | | | | | | | | | | | | |
| 19-2800 | | | F | | | | | | 43 | 80 | | | | | | | | 40 | | |
| 2.0 CRD 4x4 (103 kW) Eng.ECD, ECE 2/07-12/17 | | | | | | | | | | | | | | | | | | | | |
| 19-2800 | | 06/07- | F | | | | | | 43 | 80 | | | | | | | | 40 | | |
| 19-2800 | | | F | | | | | | 43 | 80 | | | | | | | | 40 | | |
| 2.2 CRD (100 kW) Eng.ENE 1/11-12/17 | | | | | | | | | | | | | | | | | | | | |
| 19-2800 | | | F | | | | | | 43 | 80 | | | | | | | | 40 | | |
| 2.2 CRD 4x4 (100 kW) Eng.ENE 1/11-12/17 | | | | | | | | | | | | | | | | | | | | |
| 19-2800 | | | F | | | | | | 43 | 80 | | | | | | | | 40 | | |
| 2.2 CRD 4x4 (120 kW) Eng.ENE 1/11-12/17 | | | | | | | | | | | | | | | | | | | | |
| 19-2800 | | | F | | | | | | 43 | 80 | | | | | | | | 40 | | |

JEEP

| METELLI ref | Spare Parts | | F/R | L/R | | | ABS | A | B | C | D | E | F | G | H | I | L | M | Fig | NOTE |
|---|-------------|--|-----|-----|--|--|-----|---|----|----|----|-----|---|---|---|---|---|---|-----|------|
| 2.4 (125 kW) Eng.ED3, EDG 6/09-12/17 | | | | | | | | | | | | | | | | | | | | |
| 19-2800 | | | F | | | | | | | 43 | 80 | | | | | | | | 40 | |
| 2.4 4x4 (125 kW) Eng.ED3, EDG 1/08-12/17 | | | | | | | | | | | | | | | | | | | | |
| 19-2800 | | | F | | | | | | | 43 | 80 | | | | | | | | 40 | |
| 2.4 4x4 (128 kW) Eng.ED3 2/07-12/17 | | | | | | | | | | | | | | | | | | | | |
| 19-2800 | | | F | | | | | | | 43 | 80 | | | | | | | | 40 | |
| 2.4 Eco + 4x4 (125 kW) Eng.ED3 7/08-12/17 | | | | | | | | | | | | | | | | | | | | |
| 19-2800 | | | F | | | | | | | 43 | 80 | | | | | | | | 40 | |
| Renegade Close Off-Road (BU, B1) 7/14-1/70 | | | | | | | | | | | | | | | | | | | | |
| 1.0 T-GDi (88 kW) Eng.552 82 151 8/18-1/70 | | | | | | | | | | | | | | | | | | | | |
| 19-8164 | | | F | | | | | | 27 | | | 135 | | | | | | | 78 | |
| 19-8165 | | | R | | | | | | | | | 135 | | | | | | | 82 | |
| 1.3 T-GDi (110 kW) Eng.552 82 328 8/18-1/70 | | | | | | | | | | | | | | | | | | | | |
| 19-8164 | | | F | | | | | | 27 | | | 135 | | | | | | | 78 | |
| 19-8165 | | | R | | | | | | | | | 135 | | | | | | | 82 | |
| 1.3 T-GDi 4x4 (132 kW) Eng.552 82 328, EYF 8/18-1/70 | | | | | | | | | | | | | | | | | | | | |
| 19-8164 | | | F/R | | | | | | 27 | | | 135 | | | | | | | 78 | |
| 1.4 (100 kW) Eng.552 63 624 1/16-1/70 | | | | | | | | | | | | | | | | | | | | |
| 19-8164 | | | F | | | | | | 27 | | | 135 | | | | | | | 78 | |
| 19-8165 | | | R | | | | | | | | | 135 | | | | | | | 82 | |
| 1.4 (103 kW) Eng.552 63 624, EAM 7/14-1/70 | | | | | | | | | | | | | | | | | | | | |
| 19-8164 | | | F | | | | | | 27 | | | 135 | | | | | | | 78 | |
| 19-8165 | | | R | | | | | | | | | 135 | | | | | | | 82 | |
| 1.4 4x4 (125 kW) Eng.552 63 623, EAM 7/14-1/70 | | | | | | | | | | | | | | | | | | | | |
| 19-8164 | | | F/R | | | | | | 27 | | | 135 | | | | | | | 78 | |
| 1.6 (81 kW) Eng.552 63 842, EJH 7/14-1/70 | | | | | | | | | | | | | | | | | | | | |
| 19-8164 | | | F | | | | | | 27 | | | 135 | | | | | | | 78 | |
| 19-8165 | | | R | | | | | | | | | 135 | | | | | | | 82 | |

KIA

| METELLI ref | Spare Parts | | F/R | L/R | | | ABS | A | B | C | D | E | F | G | H | I | L | M | Fig | NOTE |
|---|-------------|-------------|-----|-----|--|--|-----|---|---|----|----|-----|---|---|---|---|---|-------|-----|------|
| Carens I (FC) 3/00-7/02 | | | | | | | | | | | | | | | | | | | | |
| 1.8 i (81 kW) Eng.T8 11/00-7/02 | | | | | | | | | | | | | | | | | | | | |
| 19-7061 | | | F | | | | | | | 42 | 80 | | | | | | | 45 | | |
| Carens II MPV / Space wagon (FJ)/ X-Trek 7/02-1/70 | | | | | | | | | | | | | | | | | | | | |
| 1.6 (77 kW) Eng.GA6D 7/02-1/70 | | | | | | | | | | | | | | | | | | | | |
| 19-7061 | | 12/03-08/06 | F | | | | | | | 42 | 80 | | | | | | | 45 | | |
| 1.8 (93 kW) Eng.TB 7/02-1/70 | | | | | | | | | | | | | | | | | | | | |
| 19-7061 | | -08/06 | F | | | | | | | 42 | 80 | | | | | | | 45 | | |
| 2.0 CRDi (83 kW) Eng.D4EA 7/02-1/70 | | | | | | | | | | | | | | | | | | | | |
| 19-7061 | | -08/06 | F | | | | | | | 42 | 80 | | | | | | | 45 | | |
| 2.0 CRDi (103 kW) Eng.D4EA 11/05-1/70 | | | | | | | | | | | | | | | | | | | | |
| 19-7061 | | -08/06 | F | | | | | | | 42 | 80 | | | | | | | 45 | | |
| 2.0 CVVT (102 kW) Eng.G4GC 8/04-1/70 | | | | | | | | | | | | | | | | | | | | |
| 19-7061 | | -08/06 | F | | | | | | | 42 | 80 | | | | | | | 45 | | |
| Carens III MPV / Space wagon (UN) 9/06-1/70 | | | | | | | | | | | | | | | | | | | | |
| 1.6 CRDi 110 (85 kW) Eng.D4FB 10/10-1/70 | | | | | | | | | | | | | | | | | | | | |
| 19-7677 | | | F | | | | | | | 45 | 84 | | | | | | | 40,9 | 41 | |
| 19-8172 | | -12/12 | R | | | | 47 | | | | | 148 | | | | | | 118,4 | | +ABS |
| 1.6 CRDi 128 (94 kW) Eng.D4FB 10/10-1/70 | | | | | | | | | | | | | | | | | | | | |
| 19-7677 | | | F | | | | | | | 45 | 84 | | | | | | | 40,9 | 41 | |
| 19-8172 | | -12/12 | R | | | | 47 | | | | | 148 | | | | | | 118,4 | | +ABS |
| 1.6 CVVT (93 kW) Eng.G4FC 10/10-1/70 | | | | | | | | | | | | | | | | | | | | |
| 19-7677 | | | F | | | | | | | 45 | 84 | | | | | | | 40,9 | 41 | |
| 19-8172 | | -12/12 | R | | | | 47 | | | | | 148 | | | | | | 118,4 | | +ABS |
| 1.6 CVVT (97 kW) Eng.G4FC 8/09-1/70 | | | | | | | | | | | | | | | | | | | | |
| 19-7677 | | | F | | | | | | | 45 | 84 | | | | | | | 40,9 | 41 | |

KIA

| METELLI ref | Spare Parts | | F/R | L/R | | ABS | A | B | C | D | E | F | G | H | I | L | M | Fig | NOTE |
|---|-------------|-------------|-----|-----|--|-----|---|---|------|----|-----|---|---|---|------|-------|---|-----|------|
| 19-8172 | | -12/12 | R | | | 47 | | | | | 148 | | | | | 118,4 | | | +ABS |
| 2.0 CRDi 115 (85 kW) Eng.D4EA 5/07-1/70 | | | | | | | | | | | | | | | | | | | |
| 19-7677 | | | F | | | | | | 45 | 84 | | | | | 40,9 | 41 | | | |
| 19-8172 | | 12/08-12/12 | R | | | 47 | | | | | 148 | | | | | 118,4 | | | +ABS |
| 2.0 CRDi 135 (100 kW) Eng.D4EA 8/09-1/70 | | | | | | | | | | | | | | | | | | | |
| 19-7677 | | | F | | | | | | 45 | 84 | | | | | 40,9 | 41 | | | |
| 19-8172 | | -12/12 | R | | | 47 | | | | | 148 | | | | | 118,4 | | | +ABS |
| 2.0 CRDi 140 (103 kW) Eng.D4EA 9/06-1/70 | | | | | | | | | | | | | | | | | | | |
| 19-7677 | | | F | | | | | | 45 | 84 | | | | | 40,9 | 41 | | | |
| 19-8172 | | 12/08-12/12 | R | | | 47 | | | | | 148 | | | | | 118,4 | | | +ABS |
| 2.0 CVVT (106 kW) Eng.G4KA 9/06-1/70 | | | | | | | | | | | | | | | | | | | |
| 19-7677 | | | F | | | | | | 45 | 84 | | | | | 40,9 | 41 | | | |
| 19-8172 | | 12/08-12/12 | R | | | 47 | | | | | 148 | | | | | 118,4 | | | +ABS |
| 2.0 CVVT (111 kW) Eng.G4KA 1/09-1/70 | | | | | | | | | | | | | | | | | | | |
| 19-7677 | | | F | | | | | | 45 | 84 | | | | | 40,9 | 41 | | | +ABS |
| 19-8172 | | -12/12 | R | | | 47 | | | | | 148 | | | | | 118,4 | | | +ABS |
| 2.0 LPI (100 kW) Eng.G4KA 9/06-12/08 | | | | | | | | | | | | | | | | | | | |
| 19-7677 | | | F | | | | | | 45 | 84 | | | | | 40,9 | 41 | | | +ABS |
| 2.0 LPI (104 kW) Eng.G4KA 1/09-3/13 | | | | | | | | | | | | | | | | | | | |
| 19-7677 | | | F | | | | | | 45 | 84 | | | | | 40,9 | 41 | | | +ABS |
| 19-8172 | | | R | | | 47 | | | | | 148 | | | | | 118,4 | | | |
| Carens IV 3/13-1/70 | | | | | | | | | | | | | | | | | | | |
| 1.6 GDi (99 kW) Eng.G4FD 3/13-1/70 | | | | | | | | | | | | | | | | | | | |
| 19-8151 | | 04/14-08/16 | F | | | | | | 44,9 | 84 | | | | | | 41 | | | |
| 1.7 CRDi (85 kW) Eng.D4FD 3/13-1/70 | | | | | | | | | | | | | | | | | | | |
| 19-8151 | | 04/14-08/16 | F | | | | | | 44,9 | 84 | | | | | | 41 | | | |
| 1.7 CRDi (99 kW) Eng.D4FD 3/13-1/70 | | | | | | | | | | | | | | | | | | | |
| 19-8151 | | 04/14-08/16 | F | | | | | | 44,9 | 84 | | | | | | 41 | | | |

KIA

| METELLI ref | Spare Parts | | F/R | L/R | | | ABS | A | B | C | D | E | F | G | H | I | L | M | Fig | NOTE |
|--|-------------|-------------|-----|-----|--|--|-----|---|---|------|------|---|---|---|---|---|---|---|------|------|
| 1.7 CRDi (100 kW) Eng.D4FD 3/13-1/70 | | | | | | | | | | | | | | | | | | | | |
| 19-8151 | | 04/14-08/16 | F | | | | | | | 44,9 | 84 | | | | | | | | 41 | |
| 1.7 CRDi (104 kW) Eng.D4FD 7/15-1/70 | | | | | | | | | | | | | | | | | | | | |
| 19-8151 | | -08/16 | F | | | | | | | 44,9 | 84 | | | | | | | | 41 | |
| 2.0 GDi (122 kW) Eng.G4NC 3/13-1/70 | | | | | | | | | | | | | | | | | | | | |
| 19-8151 | | 04/14-08/16 | F | | | | | | | 44,9 | 84 | | | | | | | | 41 | |
| 2.0 GDi (130 kW) Eng.G4NC 3/13-1/70 | | | | | | | | | | | | | | | | | | | | |
| 19-8151 | | 04/14-08/16 | F | | | | | | | 44,9 | 84 | | | | | | | | 41 | |
| 2.0 MPI (112 kW) Eng.G4NA 1/14-1/70 | | | | | | | | | | | | | | | | | | | | |
| 19-8151 | | 04/14-08/16 | F | | | | | | | 44,9 | 84 | | | | | | | | 41 | |
| Carnival I (UP)/ Sedona 1/99-12/01 | | | | | | | | | | | | | | | | | | | | |
| 2.5 V6 (121 kW) Eng.KV6 8/99-10/01 | | | | | | | | | | | | | | | | | | | | |
| 19-7686 | | | F | | | | | | | 42 | 76 | | | | | | | | 39 | |
| 19-7822 | | | R | | | | | | | 25,4 | 68,3 | | | | | | | | 20,6 | 20,6 |
| 2.9 TD (93 kW) Eng.J3 8/99-10/01 | | | | | | | | | | | | | | | | | | | | |
| 19-7686 | | | F | | | | | | | 42 | 76 | | | | | | | | 39 | |
| 19-7822 | | | R | | | | | | | 25,4 | 68,3 | | | | | | | | 20,6 | 20,6 |
| Carnival II (GQ)/ Sedona 1/99-9/07 | | | | | | | | | | | | | | | | | | | | |
| 2.5 V6 (110 kW) Eng.K5 10/01-6/06 | | | | | | | | | | | | | | | | | | | | |
| 19-7686 | | -11/05 | F | | | | | | | 42 | 76 | | | | | | | | 39 | |
| 19-7822 | | -11/05 | R | | | | | | | 25,4 | 68,3 | | | | | | | | 20,6 | 20,6 |
| 2.5 V6 (132 kW) Eng.KV6 10/01-6/06 | | | | | | | | | | | | | | | | | | | | |
| 19-7686 | | | F | | | | | | | 42 | 76 | | | | | | | | 39 | |
| 2.9 CRDi (106 kW) Eng.J3(CRDi) 10/01-6/06 | | | | | | | | | | | | | | | | | | | | |
| 19-7686 | | -11/05 | F | | | | | | | 42 | 76 | | | | | | | | 39 | |
| 19-7822 | | -11/05 | R | | | | | | | 25,4 | 68,3 | | | | | | | | 20,6 | 20,6 |

KIA

| METELLI ref | Spare Parts | | F/R | L/R | | ABS | A | B | C | D | E | F | G | H | I | L | M | Fig | NOTE |
|---|-------------|--------|-----|-----|--|-----|---|---|---|----|----|-----|---|---|---|---|---|-------|------|
| 2.9 TD (93 kW) Eng.HJ3 8/99-9/07 | | | | | | | | | | | | | | | | | | | |
| 19-7686 | | | F | | | | | | | 42 | 76 | | | | | | | 39 | |
| Ceed I Hatchback (ED) 12/06-12/12 | | | | | | | | | | | | | | | | | | | |
| 1.4 (77 kW) Eng.G4FA 12/06-12/12 | | | | | | | | | | | | | | | | | | | |
| 19-7678 | | -08/12 | F | | | | | | | 42 | 78 | | | | | | | 40 | |
| 19-7815 | | -08/12 | R | | | 46 | | | | | | 148 | | | | | | 105,5 | |
| 1.4 (80 kW) Eng.G4FA 12/06-12/12 | | | | | | | | | | | | | | | | | | | |
| 19-7678 | | -08/12 | F | | | | | | | 42 | 78 | | | | | | | 40 | |
| 19-7815 | | -08/12 | R | | | 46 | | | | | | 148 | | | | | | 105,5 | |
| 1.4 CVVT (66 kW) Eng.G4FA 8/09-12/12 | | | | | | | | | | | | | | | | | | | |
| 19-7678 | | -08/12 | F | | | | | | | 42 | 78 | | | | | | | 40 | |
| 19-7815 | | -08/12 | R | | | 46 | | | | | | 148 | | | | | | 105,5 | |
| 1.6 (85 kW) Eng.G4FC 9/07-12/12 | | | | | | | | | | | | | | | | | | | |
| 19-7678 | | -08/12 | F | | | | | | | 42 | 78 | | | | | | | 40 | |
| 19-7815 | | -08/12 | R | | | 46 | | | | | | 148 | | | | | | 105,5 | |
| 1.6 (90 kW) Eng.G4FC 12/06-12/12 | | | | | | | | | | | | | | | | | | | |
| 19-7678 | | -08/12 | F | | | | | | | 42 | 78 | | | | | | | 40 | |
| 19-7815 | | -08/12 | R | | | 46 | | | | | | 148 | | | | | | 105,5 | |
| 1.6 (93 kW) Eng.G4FC 2/08-12/12 | | | | | | | | | | | | | | | | | | | |
| 19-7678 | | -08/12 | F | | | | | | | 42 | 78 | | | | | | | 40 | |
| 19-7815 | | -08/12 | R | | | 46 | | | | | | 148 | | | | | | 105,5 | |
| 1.6 CRDi 115 (85 kW) Eng.D4FB 12/06-12/12 | | | | | | | | | | | | | | | | | | | |
| 19-7678 | | -08/12 | F | | | | | | | 42 | 78 | | | | | | | 40 | |
| 19-7815 | | -08/12 | R | | | 46 | | | | | | 148 | | | | | | 105,5 | |
| 1.6 CRDi 128 (94 kW) Eng.D4FB 10/10-12/12 | | | | | | | | | | | | | | | | | | | |
| 19-7678 | | -08/12 | F | | | | | | | 42 | 78 | | | | | | | 40 | |
| 19-7815 | | -08/12 | R | | | 46 | | | | | | 148 | | | | | | 105,5 | |

KIA

| METELLI ref | Spare Parts | | F/R | L/R | | ABS | A | B | C | D | E | F | G | H | I | L | M | Fig | NOTE |
|--|-------------|--------|-----|-----|--|-----|---|---|----|----|-----|---|---|---|---|-------|---|-----|------|
| 1.6 CRDi 90 (66 kW) Eng.D4FB 12/06-12/12 | | | | | | | | | | | | | | | | | | | |
| 19-7678 | | -08/12 | F | | | | | | 42 | 78 | | | | | | 40 | | | |
| 19-7815 | | -08/12 | R | | | 46 | | | | | 148 | | | | | 105,5 | | | |
| 1.6 CVVT (92 kW) Eng.G4FC 10/10-12/12 | | | | | | | | | | | | | | | | | | | |
| 19-7678 | | -08/12 | F | | | | | | 42 | 78 | | | | | | 40 | | | |
| 19-7815 | | -08/12 | R | | | 46 | | | | | 148 | | | | | 105,5 | | | |
| 2.0 (105 kW) Eng.G4GC 12/06-12/12 | | | | | | | | | | | | | | | | | | | |
| 19-7678 | | -08/12 | F | | | | | | 42 | 78 | | | | | | 40 | | | |
| 19-7815 | | -08/12 | R | | | 46 | | | | | 148 | | | | | 105,5 | | | |
| 2.0 CRDi (100 kW) Eng.D4EA 6/07-12/12 | | | | | | | | | | | | | | | | | | | |
| 19-7678 | | -08/10 | F | | | | | | 42 | 78 | | | | | | 40 | | | |
| 19-7815 | | -08/10 | R | | | 46 | | | | | 148 | | | | | 105,5 | | | |
| 2.0 CRDi 140 (103 kW) Eng.D4EA 9/07-12/12 | | | | | | | | | | | | | | | | | | | |
| 19-7678 | | -08/10 | F | | | | | | 42 | 78 | | | | | | 40 | | | |
| 19-7815 | | -08/10 | R | | | 46 | | | | | 148 | | | | | 105,5 | | | |
| Ceed I SW (ED) 7/07-12/12 | | | | | | | | | | | | | | | | | | | |
| 1.4 (77 kW) Eng.G4FA 10/10-12/12 | | | | | | | | | | | | | | | | | | | |
| 19-7678 | | -08/12 | F | | | | | | 42 | 78 | | | | | | 40 | | | |
| 19-7815 | | -08/12 | R | | | 46 | | | | | 148 | | | | | 105,5 | | | |
| 1.4 (80 kW) Eng.G4FA 9/07-12/12 | | | | | | | | | | | | | | | | | | | |
| 19-7678 | | -08/12 | F | | | | | | 42 | 78 | | | | | | 40 | | | |
| 19-7815 | | -08/12 | R | | | 46 | | | | | 148 | | | | | 105,5 | | | |
| 1.4 CVVT (66 kW) Eng.G4FA 7/09-12/12 | | | | | | | | | | | | | | | | | | | |
| 19-7678 | | -08/12 | F | | | | | | 42 | 78 | | | | | | 40 | | | |
| 19-7815 | | -08/12 | R | | | 46 | | | | | 148 | | | | | 105,5 | | | |
| 1.6 (85 kW) Eng.G4FC 9/07-11/12 | | | | | | | | | | | | | | | | | | | |
| 19-7815 | | -08/12 | R | | | 46 | | | | | 148 | | | | | 105,5 | | | |

KIA

| METELLI ref | Spare Parts | | F/R | L/R | | ABS | A | B | C | D | E | F | G | H | I | L | M | Fig | NOTE |
|---|-------------|--------|-----|-----|--|-----|---|----|---|---|-----|---|---|---|---|-------|---|-----|------|
| 19-7815 | | -08/10 | R | | | 46 | | | | | 148 | | | | | 105,5 | | | |
| Ceed II (JD) 5/12-1/70 | | | | | | | | | | | | | | | | | | | |
| 1.0 T-GDI (74 kW) Eng.G3LC 7/15-7/18 | | | | | | | | | | | | | | | | | | | |
| 19-7815 | | | R | | | 46 | | | | | 148 | | | | | 105,5 | | | |
| 19-8167 | | | F | | | | | 27 | | | 139 | | | | | | | | |
| 1.0 T-GDI (88 kW) Eng.G3LC 7/15-7/18 | | | | | | | | | | | | | | | | | | | |
| 19-7815 | | | R | | | 46 | | | | | 148 | | | | | 105,5 | | | |
| 19-8167 | | | F | | | | | 27 | | | 139 | | | | | | | | |
| 1.4 CRDi 90 (66 kW) Eng.D4FC 5/12-7/18 | | | | | | | | | | | | | | | | | | | |
| 19-7815 | | | R | | | 46 | | | | | 148 | | | | | 105,5 | | | |
| 19-8167 | | | F | | | | | 27 | | | 139 | | | | | | | | |
| 1.4 CVVT (66 kW) Eng.G4FA 5/12-7/18 | | | | | | | | | | | | | | | | | | | |
| 19-7815 | | | R | | | 46 | | | | | 148 | | | | | 105,5 | | | |
| 19-8167 | | | F | | | | | 27 | | | 139 | | | | | | | | |
| 1.4 CVVT (73 kW) Eng.G4FA 5/12-7/18 | | | | | | | | | | | | | | | | | | | |
| 19-7815 | | | R | | | 46 | | | | | 148 | | | | | 105,5 | | | |
| 19-8167 | | | F | | | | | 27 | | | 139 | | | | | | | | |
| 1.4 LPG (72 kW) Eng.G4FA 5/12-7/18 | | | | | | | | | | | | | | | | | | | |
| 19-7815 | | | R | | | 46 | | | | | 148 | | | | | 105,5 | | | |
| 19-8167 | | | F | | | | | 27 | | | 139 | | | | | | | | |
| 1.4 MPI (74 kW) Eng.G4LC 4/15-7/18 | | | | | | | | | | | | | | | | | | | |
| 19-7815 | | | R | | | 46 | | | | | 148 | | | | | 105,5 | | | |
| 19-8167 | | | F | | | | | 27 | | | 139 | | | | | | | | |
| 1.6 CRDi 110 (81 kW) Eng.D4FB 5/12-7/18 | | | | | | | | | | | | | | | | | | | |
| 19-7815 | | | R | | | 46 | | | | | 148 | | | | | 105,5 | | | |
| 19-8167 | | | F | | | | | 27 | | | 139 | | | | | | | | |
| 1.6 CRDi 128 (94 kW) Eng.D4FB 5/12-7/18 | | | | | | | | | | | | | | | | | | | |
| 19-7815 | | | R | | | 46 | | | | | 148 | | | | | 105,5 | | | |

KIA

| METELLI ref | Spare Parts | | F/R | L/R | | ABS | A | B | C | D | E | F | G | H | I | L | M | Fig | NOTE |
|---|-------------|--|-----|-----|--|-----|---|----|---|---|-----|---|---|---|---|-------|---|-----|------|
| 19-8167 | | | F | | | | | 27 | | | 139 | | | | | | | | |
| 1.6 CRDi 136 (100 kW) Eng.D4FB 7/15-7/18 | | | | | | | | | | | | | | | | | | | |
| 19-7815 | | | R | | | 46 | | | | | 148 | | | | | 105,5 | | | |
| 19-8167 | | | F | | | | | 27 | | | 139 | | | | | | | | |
| 1.6 CVVT (95 kW) Eng.G4FC 1/13-7/18 | | | | | | | | | | | | | | | | | | | |
| 19-7815 | | | R | | | 46 | | | | | 148 | | | | | 105,5 | | | |
| 19-8167 | | | F | | | | | 27 | | | 139 | | | | | | | | |
| 1.6 CVVT (96 kW) Eng.G4FC 11/14-7/18 | | | | | | | | | | | | | | | | | | | |
| 19-7815 | | | R | | | 46 | | | | | 148 | | | | | 105,5 | | | |
| 19-8167 | | | F | | | | | 27 | | | 139 | | | | | | | | |
| 1.6 GDI (99 kW) Eng.G4FD 5/12-7/18 | | | | | | | | | | | | | | | | | | | |
| 19-7815 | | | R | | | 46 | | | | | 148 | | | | | 105,5 | | | |
| 19-8167 | | | F | | | | | 27 | | | 139 | | | | | | | | |
| 1.6 GT (150 kW) Eng.G4FJ 6/13-7/18 | | | | | | | | | | | | | | | | | | | |
| 19-7815 | | | R | | | 46 | | | | | 148 | | | | | 105,5 | | | |
| 19-8167 | | | F | | | | | 27 | | | 139 | | | | | | | | |
| Ceed II Sportswagon (JD) 7/12-1/70 | | | | | | | | | | | | | | | | | | | |
| 1.0 T-GDI (74 kW) Eng.G3LC 7/15-7/18 | | | | | | | | | | | | | | | | | | | |
| 19-7815 | | | R | | | 46 | | | | | 148 | | | | | 105,5 | | | |
| 19-8167 | | | F | | | | | 27 | | | 139 | | | | | | | | |
| 1.0 T-GDI (88 kW) Eng.G3LC 7/15-7/18 | | | | | | | | | | | | | | | | | | | |
| 19-7815 | | | R | | | 46 | | | | | 148 | | | | | 105,5 | | | |
| 19-8167 | | | F | | | | | 27 | | | 139 | | | | | | | | |
| 1.4 CRDi 90 (66 kW) Eng.D4FC 9/12-7/18 | | | | | | | | | | | | | | | | | | | |
| 19-7815 | | | R | | | 46 | | | | | 148 | | | | | 105,5 | | | |
| 19-8167 | | | F | | | | | 27 | | | 139 | | | | | | | | |
| 1.4 CVVT (73 kW) Eng.G4FA 9/12-7/15 | | | | | | | | | | | | | | | | | | | |
| 19-7815 | | | R | | | 46 | | | | | 148 | | | | | 105,5 | | | |

KIA

| METELLI ref | Spare Parts | | F/R | LR | | ABS | A | B | C | D | E | F | G | H | I | L | M | Fig | NOTE |
|---|-------------|--------|-----|----|--|-----|---|----|----|----|-----|---|---|---|---|-------|---|-----|------|
| 19-8167 | | | F | | | | | 27 | | | 139 | | | | | | | | |
| 1.4 LPG (72 kW) Eng.G4FA 1/13-7/18 | | | | | | | | | | | | | | | | | | | |
| 19-7815 | | | R | | | 46 | | | | | 148 | | | | | 105,5 | | | |
| 19-8167 | | | F | | | | | 27 | | | 139 | | | | | | | | |
| 1.4 MPI (74 kW) Eng.G4LC 4/15-7/18 | | | | | | | | | | | | | | | | | | | |
| 19-7815 | | | R | | | 46 | | | | | 148 | | | | | 105,5 | | | |
| 19-8167 | | | F | | | | | 27 | | | 139 | | | | | | | | |
| 1.6 CRDi 110 (81 kW) Eng.D4FB 3/13-7/18 | | | | | | | | | | | | | | | | | | | |
| 19-7815 | | | R | | | 46 | | | | | 148 | | | | | 105,5 | | | |
| 19-8167 | | | F | | | | | 27 | | | 139 | | | | | | | | |
| 1.6 CRDi 128 (94 kW) Eng.D4FB 9/12-7/15 | | | | | | | | | | | | | | | | | | | |
| 19-7815 | | | R | | | 46 | | | | | 148 | | | | | 105,5 | | | |
| 19-8167 | | | F | | | | | 27 | | | 139 | | | | | | | | |
| 1.6 CRDi 136 (100 kW) Eng.D4FB 7/15-7/18 | | | | | | | | | | | | | | | | | | | |
| 19-7815 | | | R | | | 46 | | | | | 148 | | | | | 105,5 | | | |
| 19-8167 | | | F | | | | | 27 | | | 139 | | | | | | | | |
| 1.6 CVVT (95 kW) Eng.G4FC 11/14-7/18 | | | | | | | | | | | | | | | | | | | |
| 19-7815 | | | R | | | 46 | | | | | 148 | | | | | 105,5 | | | |
| 19-8167 | | | F | | | | | 27 | | | 139 | | | | | | | | |
| 1.6 CVVT (96 kW) Eng.G4FC 11/14-7/18 | | | | | | | | | | | | | | | | | | | |
| 19-7815 | | | R | | | 46 | | | | | 148 | | | | | 105,5 | | | |
| 19-8167 | | | F | | | | | 27 | | | 139 | | | | | | | | |
| 1.6 GDI (99 kW) Eng.G4FD 9/12-7/18 | | | | | | | | | | | | | | | | | | | |
| 19-7815 | | | R | | | 46 | | | | | 148 | | | | | 105,5 | | | |
| 19-8167 | | | F | | | | | 27 | | | 139 | | | | | | | | |
| Cerato I Hatchback (LD) 4/04-1/70 | | | | | | | | | | | | | | | | | | | |
| 1.6 (77 kW) Eng.G4ED 7/04-1/07 | | | | | | | | | | | | | | | | | | | |
| 19-7676 | | -12/09 | F | | | | | | 39 | 74 | | | | | | 36 | | | |

KIA

| METELLI ref | Spare Parts | | F/R | L/R | | | ABS | A | B | C | D | E | F | G | H | I | L | M | Fig | NOTE |
|---|-------------|--|-----|-----|--|--|-----|---|---|----|----|---|---|---|---|---|---|----|-----|------|
| 1.6 (90 kW) Eng.G4FC 5/06-6/09 | | | | | | | | | | | | | | | | | | | | |
| 19-7676 | | | F | | | | | | | 39 | 74 | | | | | | | 36 | | |
| 2.0 (105 kW) Eng.G4GC 3/04-5/07 | | | | | | | | | | | | | | | | | | | | |
| 19-7676 | | | F | | | | | | | 39 | 74 | | | | | | | 36 | | |
| Cerato I Sedan (FB)/ Spectra 10/01-1/70 | | | | | | | | | | | | | | | | | | | | |
| 1.6 (75 kW) Eng.B4ZE 4/04-12/09 | | | | | | | | | | | | | | | | | | | | |
| 19-7676 | | | F | | | | | | | 39 | 74 | | | | | | | 36 | | |
| 1.6 (77 kW) Eng.G4ED 4/04-12/09 | | | | | | | | | | | | | | | | | | | | |
| 19-7676 | | | F | | | | | | | 39 | 74 | | | | | | | 36 | | |
| 1.6 (90 kW) Eng.G4FC 5/06-12/09 | | | | | | | | | | | | | | | | | | | | |
| 19-7676 | | | F | | | | | | | 39 | 74 | | | | | | | 36 | | |
| 1.6 (90 kW) Eng.G4GR 4/04-1/07 | | | | | | | | | | | | | | | | | | | | |
| 19-7676 | | | F | | | | | | | 39 | 74 | | | | | | | 36 | | |
| 2.0 (98 kW) Eng.G4GC 4/04-12/09 | | | | | | | | | | | | | | | | | | | | |
| 19-7676 | | | F | | | | | | | 39 | 74 | | | | | | | 36 | | |
| 2.0 (105 kW) Eng.G4GC 4/04-1/07 | | | | | | | | | | | | | | | | | | | | |
| 19-7676 | | | F | | | | | | | 39 | 74 | | | | | | | 36 | | |
| Cerato II Koup (TD)/ K3/ Forte 1/09-1/70 | | | | | | | | | | | | | | | | | | | | |
| 1.6 CVVT (91 kW) Eng.G4FC 10/09-1/70 | | | | | | | | | | | | | | | | | | | | |
| 19-7678 | | | F | | | | | | | 42 | 78 | | | | | | | 40 | | |
| 1.6 CVVT (93 kW) Eng.G4FC 1/10-6/13 | | | | | | | | | | | | | | | | | | | | |
| 19-7678 | | | F | | | | | | | 42 | 78 | | | | | | | 40 | | |
| 1.6 CVVT (150 kW) Eng.G4FJ 9/13-1/70 | | | | | | | | | | | | | | | | | | | | |
| 19-7678 | | | F | | | | | | | 42 | 78 | | | | | | | 40 | | |

KIA

| METELLI ref | Spare Parts | | F/R | L/R | | | ABS | A | B | C | D | E | F | G | H | I | L | M | Fig | NOTE |
|---|-------------|--|-----|-----|--|--|-----|---|---|----|----|---|---|---|---|---|---|----|-----|------|
| 2.0 (115 kW) Eng.G4KD 1/09-1/70 | | | | | | | | | | | | | | | | | | | | |
| 19-7678 | | | F | | | | | | | 42 | 78 | | | | | | | 40 | | |
| Cerato II Sedan (TD)/ K3 1/09-1/70 | | | | | | | | | | | | | | | | | | | | |
| 1.6 (90 kW) Eng.G4FC 1/10-1/70 | | | | | | | | | | | | | | | | | | | | |
| 19-7678 | | | F | | | | | | | 42 | 78 | | | | | | | 40 | | |
| 1.6 (93 kW) Eng.G4FC 1/10-6/13 | | | | | | | | | | | | | | | | | | | | |
| 19-7678 | | | F | | | | | | | 42 | 78 | | | | | | | 40 | | |
| 1.6 CVVT (91 kW) Eng.G4FC 2/09-1/70 | | | | | | | | | | | | | | | | | | | | |
| 19-7678 | | | F | | | | | | | 42 | 78 | | | | | | | 40 | | |
| 1.6 CVVT (96 kW) Eng.G4FC 5/13-2/14 | | | | | | | | | | | | | | | | | | | | |
| 19-7678 | | | F | | | | | | | 42 | 78 | | | | | | | 40 | | +ABS |
| 2.0 (115 kW) Eng.G4KD 1/09-1/70 | | | | | | | | | | | | | | | | | | | | |
| 19-7678 | | | F | | | | | | | 42 | 78 | | | | | | | 40 | | |
| 2.0 CVVT (110 kW) Eng.G4KD 7/09-6/13 | | | | | | | | | | | | | | | | | | | | |
| 19-7678 | | | F | | | | | | | 42 | 78 | | | | | | | 40 | | |
| 2.0 CVVT (118 kW) Eng.G4KD 5/13-2/14 | | | | | | | | | | | | | | | | | | | | |
| 19-7678 | | | F | | | | | | | 42 | 78 | | | | | | | 40 | | +ABS |
| Cerato III Hatchback (YD)/ K3/ Forte 9/12-1/70 | | | | | | | | | | | | | | | | | | | | |
| 1.6 CVVT (95 kW) Eng.G4FC 11/14-1/70 | | | | | | | | | | | | | | | | | | | | |
| 19-7678 | | | F | | | | | | | 42 | 78 | | | | | | | 40 | | |
| 2.0 CVVT (112 kW) Eng.G4NA 1/16-1/70 | | | | | | | | | | | | | | | | | | | | |
| 19-7678 | | | F | | | | | | | 42 | 78 | | | | | | | 40 | | |
| 2.0 CVVT (118 kW) Eng.G4NA 7/16-1/70 | | | | | | | | | | | | | | | | | | | | |
| 19-7678 | | | F | | | | | | | 42 | 78 | | | | | | | 40 | | |

KIA

| METELLI ref | Spare Parts | | F/R | L/R | | | ABS | A | B | C | D | E | F | G | H | I | L | M | Fig | NOTE |
|--|-------------|--|-----|-----|--|--|-----|---|---|----|----|---|---|---|---|---|---|----|-----|------|
| Cerato III Coup (YD)/ K3 / Forte 12/13-1/70 | | | | | | | | | | | | | | | | | | | | |
| 1.6 T-GDI (150 kW) Eng.G4FJ 12/13-1/70 | | | | | | | | | | | | | | | | | | | | |
| 19-7678 | | | F | | | | | | | 42 | 78 | | | | | | | 40 | | |
| 2.0 CVVT (116 kW) Eng.G4NA 3/16-1/70 | | | | | | | | | | | | | | | | | | | | |
| 19-7678 | | | F | | | | | | | 42 | 78 | | | | | | | 40 | | +ABS |
| 2.0 GDi (118 kW) Eng.G4NC 9/14-1/70 | | | | | | | | | | | | | | | | | | | | |
| 19-7678 | | | F | | | | | | | 42 | 78 | | | | | | | 40 | | |
| 2.0 MPi (110 kW) Eng.- 12/13-1/70 | | | | | | | | | | | | | | | | | | | | |
| 19-7678 | | | F | | | | | | | 42 | 78 | | | | | | | 40 | | |
| Cerato III Sedan (YD, YDM)/ K3 9/12-1/70 | | | | | | | | | | | | | | | | | | | | |
| 1.6 16V Flex (94 kW) Eng.F4FA 6/13-1/70 | | | | | | | | | | | | | | | | | | | | |
| 19-7678 | | | F | | | | | | | 42 | 78 | | | | | | | 40 | | |
| 1.6 CVVT (95 kW) Eng.G4FC 7/16-1/70 | | | | | | | | | | | | | | | | | | | | |
| 19-7678 | | | F | | | | | | | 42 | 78 | | | | | | | 40 | | |
| 1.6 MPi (96 kW) Eng.G4FG 6/13-1/70 | | | | | | | | | | | | | | | | | | | | |
| 19-7678 | | | F | | | | | | | 42 | 78 | | | | | | | 40 | | |
| 1.6 VGT (100 kW) Eng.D4FB 8/16-1/70 | | | | | | | | | | | | | | | | | | | | |
| 19-7678 | | | F | | | | | | | 42 | 78 | | | | | | | 40 | | |
| 2.0 CVVT (117 kW) Eng.G4NA 12/14-1/70 | | | | | | | | | | | | | | | | | | | | |
| 19-7678 | | | F | | | | | | | 42 | 78 | | | | | | | 40 | | |
| 2.0 CVVT (118 kW) Eng.G4KD 7/16-1/70 | | | | | | | | | | | | | | | | | | | | |
| 19-7678 | | | F | | | | | | | 42 | 78 | | | | | | | 40 | | |
| 2.0 MPi (110 kW) Eng.G4KD 6/13-1/70 | | | | | | | | | | | | | | | | | | | | |
| 19-7678 | | | F | | | | | | | 42 | 78 | | | | | | | 40 | | |

KIA

| METELLI ref | Spare Parts | | F/R | L/R | | | ABS | A | B | C | D | E | F | G | H | I | L | M | Fig | NOTE | |
|---|-------------|-------------|-----|-----|--|--|-----|---|---|----|----|---|---|---|---|---|---|------|-----|------|--|
| 2.0 MPi (112 kW) Eng.G4NA 3/16-1/70 | | | | | | | | | | | | | | | | | | | | | |
| 19-7678 | | | F | | | | | | | 42 | 78 | | | | | | | 40 | | | |
| Clarus (K9A)/ Cremos 7/96-11/01 | | | | | | | | | | | | | | | | | | | | | |
| 1.8 i 16V (85 kW) Eng.T8 7/96-8/01 | | | | | | | | | | | | | | | | | | | | | |
| 19-7061 | | -04/00 | F | | | | | | | 42 | 80 | | | | | | | 45 | | | |
| 2.0 i 16V (98 kW) Eng.FE (16V) 7/96-11/01 | | | | | | | | | | | | | | | | | | | | | |
| 19-7061 | | -04/00 | F | | | | | | | 42 | 80 | | | | | | | 45 | | | |
| Clarus SW (GC)/ Cremos 5/98-1/70 | | | | | | | | | | | | | | | | | | | | | |
| 1.8 i 16V (85 kW) Eng.T8 5/98-1/70 | | | | | | | | | | | | | | | | | | | | | |
| 19-7061 | | -04/00 | F | | | | | | | 42 | 80 | | | | | | | 45 | | | |
| 2.0 i 16V (98 kW) Eng.FE (16V) 5/98-1/70 | | | | | | | | | | | | | | | | | | | | | |
| 19-7061 | | -04/00 | F | | | | | | | 42 | 80 | | | | | | | 45 | | | |
| Magentis I (GD, MS)/ Optima/ Regal 5/01-1/70 | | | | | | | | | | | | | | | | | | | | | |
| 2.0 (100 kW) Eng.G4JP 5/01-9/05 | | | | | | | | | | | | | | | | | | | | | |
| 19-7677 | | 01/02- | F | | | | | | | 45 | 84 | | | | | | | 40,9 | 41 | | |
| 2.5 V6 (124 kW) Eng.G6BV 5/01-9/05 | | | | | | | | | | | | | | | | | | | | | |
| 19-7677 | | 01/02-09/05 | F | | | | | | | 45 | 84 | | | | | | | 40,9 | 41 | | |
| Magentis II (MG)/ Lotze 10/05-1/70 | | | | | | | | | | | | | | | | | | | | | |
| 2.0 (106 kW) Eng.G4KA 11/05-12/10 | | | | | | | | | | | | | | | | | | | | | |
| 19-7677 | | -04/10 | F | | | | | | | 45 | 84 | | | | | | | 40,9 | 41 | | |
| 2.0 (121 kW) Eng.G4KD 9/09-12/10 | | | | | | | | | | | | | | | | | | | | | |
| 19-7677 | | -04/10 | F | | | | | | | 45 | 84 | | | | | | | 40,9 | 41 | | |
| 2.0 BiFuel (103 kW) Eng.G4KA 10/05-12/08 | | | | | | | | | | | | | | | | | | | | | |
| 19-7677 | | | F | | | | | | | 45 | 84 | | | | | | | 40,9 | 41 | | |

KIA

| METELLI ref | Spare Parts | | F/R | L/R | | | ABS | A | B | C | D | E | F | G | H | I | L | M | Fig | NOTE |
|---|-------------|-------------|-----|-----|--|--|-----|---|----|-------|-------|-------|---|---|---|------|-------|---|-----|------|
| 19-8169 | | | R | | | | | | | | | 143 | | | | | | | | |
| 2.0 (110 kW) Eng.G4ND 9/15-1/70 | | | | | | | | | | | | | | | | | | | | |
| 19-8144 | | | F | | | | | | 30 | 35,18 | 91,92 | 139,9 | | | | | | | | |
| 19-8169 | | | R | | | | | | | | | 143 | | | | | | | | |
| 2.0 (113 kW) Eng.G4ND 9/15-1/70 | | | | | | | | | | | | | | | | | | | | |
| 19-8144 | | | F | | | | | | 30 | 35,18 | 91,92 | 139,9 | | | | | | | | |
| 19-8169 | | | R | | | | | | | | | 143 | | | | | | | | |
| 2.0 (125 kW) Eng.G4KD 3/12-1/70 | | | | | | | | | | | | | | | | | | | | |
| 19-7677 | | | F | | | | | | | 45 | 84 | | | | | 40,9 | 41 | | | |
| 19-8151 | | 08/13-06/15 | F | | | | | | | 44,9 | 84 | | | | | | 41 | | | +ABS |
| 19-8172 | | -07/13 | R | | | | 47 | | | | | 148 | | | | | 118,4 | | | +ABS |
| 2.0 (204 kW) Eng.G4KH 9/10-1/70 | | | | | | | | | | | | | | | | | | | | |
| 19-8151 | | 08/13-06/15 | F | | | | | | | 44,9 | 84 | | | | | | 41 | | | +ABS |
| 19-8172 | | -07/13 | R | | | | 47 | | | | | 148 | | | | | 118,4 | | | +ABS |
| 2.0 CVVL (120 kW) Eng.G4ND 9/15-1/70 | | | | | | | | | | | | | | | | | | | | |
| 19-8144 | | | F | | | | | | 30 | 35,18 | 91,92 | 139,9 | | | | | | | | |
| 19-8169 | | | R | | | | | | | | | 143 | | | | | | | | |
| 2.0 CVVL (121 kW) Eng.G4KD 3/12-1/70 | | | | | | | | | | | | | | | | | | | | |
| 19-8151 | | 08/13-06/15 | F | | | | | | | 44,9 | 84 | | | | | | 41 | | | +ABS |
| 19-8172 | | -06/15 | R | | | | 47 | | | | | 148 | | | | | 118,4 | | | +ABS |
| 2.0 CVVL (124 kW) Eng.G4ND 9/15-12/17 | | | | | | | | | | | | | | | | | | | | |
| 19-8144 | | | F | | | | | | 30 | 35,18 | 91,92 | 139,9 | | | | | | | | |
| 19-8169 | | | R | | | | | | | | | 143 | | | | | | | | |
| 2.0 CVVT (110 kW) Eng.G4KD 1/11-12/15 | | | | | | | | | | | | | | | | | | | | |
| 19-8151 | | 08/13-06/15 | F | | | | | | | 44,9 | 84 | | | | | | 41 | | | +ABS |
| 19-8172 | | -07/13 | R | | | | 47 | | | | | 148 | | | | | 118,4 | | | +ABS |
| 2.0 CVVT (119 kW) Eng.G4NA 12/14-12/15 | | | | | | | | | | | | | | | | | | | | |
| 19-8151 | | | F | | | | | | | 44,9 | 84 | | | | | | 41 | | | +ABS |
| 19-8172 | | -06/15 | R | | | | 47 | | | | | 148 | | | | | 118,4 | | | +ABS |

KIA

| METELLI ref | Spare Parts | | F/R | L/R | | ABS | A | B | C | D | E | F | G | H | I | L | M | Fig | NOTE |
|--|-------------|-------------|-----|-----|--|-----|---|----|-------|-------|-------|---|---|---|---|---|---|-------|------|
| 2.0 CVVT (121 kW) Eng.G4NA, G4ND 3/13-12/15 | | | | | | | | | | | | | | | | | | | |
| 19-8151 | | 08/13-06/15 | F | | | | | | 44,9 | 84 | | | | | | | | 41 | +ABS |
| 19-8172 | | -07/13 | R | | | 47 | | | | | 148 | | | | | | | 118,4 | +ABS |
| 2.0 CVVT Hybrid (110 kW) Eng.G4NE 3/12-1/70 | | | | | | | | | | | | | | | | | | | |
| 19-8151 | | 08/13-06/15 | F | | | | | | 44,9 | 84 | | | | | | | | 41 | |
| 19-8172 | | -06/15 | R | | | 47 | | | | | 148 | | | | | | | 118,4 | |
| 2.0 CVVT Hybrid (140 kW) Eng.- 12/12-1/70 | | | | | | | | | | | | | | | | | | | |
| 19-7677 | | | F | | | | | | 45 | 84 | | | | | | | | 40,9 | 41 |
| 19-8151 | | 08/13-06/15 | F | | | | | | 44,9 | 84 | | | | | | | | | 41 |
| 19-8172 | | -06/15 | R | | | 47 | | | | | 148 | | | | | | | 118,4 | |
| 2.0 GDI Hybrid (115 kW) Eng.G4NG 9/16-1/70 | | | | | | | | | | | | | | | | | | | |
| 19-8144 | | | F | | | | | 30 | 35,18 | 91,92 | 139,9 | | | | | | | | |
| 19-8169 | | | R | | | | | | | | 143 | | | | | | | | |
| 2.0 GDI Hybrid (151 kW) Eng.G4NG 9/16-1/70 | | | | | | | | | | | | | | | | | | | |
| 19-8144 | | | F | | | | | 30 | 35,18 | 91,92 | 139,9 | | | | | | | | |
| 19-8169 | | | R | | | | | | | | 143 | | | | | | | | |
| 2.0 T-GDi (175 kW) Eng.G4KH 6/18-1/70 | | | | | | | | | | | | | | | | | | | |
| 19-8144 | | | F | | | | | 30 | 35,18 | 91,92 | 139,9 | | | | | | | | |
| 19-8169 | | | R | | | | | | | | 143 | | | | | | | | |
| 2.0 T-GDi (180 kW) Eng.G4KH 9/15-12/17 | | | | | | | | | | | | | | | | | | | |
| 19-8144 | | | F | | | | | 30 | 35,18 | 91,92 | 139,9 | | | | | | | | |
| 19-8169 | | | R | | | | | | | | 143 | | | | | | | | |
| 2.4 (129 kW) Eng.G4KC 6/10-12/15 | | | | | | | | | | | | | | | | | | | |
| 19-8151 | | 08/13-06/15 | F | | | | | | 44,9 | 84 | | | | | | | | 41 | +ABS |
| 19-8172 | | -06/15 | R | | | 47 | | | | | 148 | | | | | | | 118,4 | +ABS |
| 2.4 (132 kW) Eng.G4KJ 3/12-1/70 | | | | | | | | | | | | | | | | | | | |
| 19-8151 | | 08/13-06/15 | F | | | | | | 44,9 | 84 | | | | | | | | 41 | +ABS |
| 19-8172 | | -06/15 | R | | | 47 | | | | | 148 | | | | | | | 118,4 | +ABS |

KIA

| METELLI ref | Spare Parts | | F/R | L/R | | | ABS | A | B | C | D | E | F | G | H | I | L | M | Fig | NOTE |
|--|-------------|-------------|-----|-----|--|--|-----|---|----|-------|-------|-------|---|---|---|---|---|-------|-----|------|
| 2.4 (149 kW) Eng.G4KJ 9/10-1/70 | | | | | | | | | | | | | | | | | | | | |
| 19-8151 | | 08/13-06/15 | F | | | | | | | 44,9 | 84 | | | | | | | 41 | | +ABS |
| 19-8172 | | -06/15 | R | | | | 47 | | | | | 148 | | | | | | 118,4 | | +ABS |
| 2.4 CVVT (132 kW) Eng.G4KE 1/12-1/70 | | | | | | | | | | | | | | | | | | | | |
| 19-8151 | | 08/13-06/15 | F | | | | | | | 44,9 | 84 | | | | | | | 41 | | +ABS |
| 19-8172 | | -06/15 | R | | | | 47 | | | | | 148 | | | | | | 118,4 | | +ABS |
| 2.4 GDI (138 kW) Eng.G4KJ 9/15-1/70 | | | | | | | | | | | | | | | | | | | | |
| 19-8144 | | | F | | | | | | 30 | 35,18 | 91,92 | 139,9 | | | | | | | | |
| 19-8169 | | | R | | | | | | | | | 143 | | | | | | | | |
| 2.4 MPi (126 kW) Eng.G4KE 9/15-1/70 | | | | | | | | | | | | | | | | | | | | |
| 19-8144 | | | F | | | | | | 30 | 35,18 | 91,92 | 139,9 | | | | | | | | |
| 19-8169 | | | R | | | | | | | | | 143 | | | | | | | | |
| 2.4 MPi (131 kW) Eng.G4KE 9/15-1/70 | | | | | | | | | | | | | | | | | | | | |
| 19-8144 | | | F | | | | | | 30 | 35,18 | 91,92 | 139,9 | | | | | | | | |
| 19-8169 | | | R | | | | | | | | | 143 | | | | | | | | |
| Optima II Sportswagon (JF) 9/16-1/70 | | | | | | | | | | | | | | | | | | | | |
| 1.6 CRDi (100 kW) Eng.D4FE 1/18-1/70 | | | | | | | | | | | | | | | | | | | | |
| 19-8144 | | | F | | | | | | 30 | 35,18 | 91,92 | 139,9 | | | | | | | | |
| 19-8169 | | | R | | | | | | | | | 143 | | | | | | | | |
| 1.6 T-GDI (132 kW) Eng.G4FJ 1/18-1/70 | | | | | | | | | | | | | | | | | | | | |
| 19-8144 | | | F | | | | | | 30 | 35,18 | 91,92 | 139,9 | | | | | | | | |
| 19-8169 | | | R | | | | | | | | | 143 | | | | | | | | |
| 1.7 CRDi (99 kW) Eng.D4FD 9/16-1/70 | | | | | | | | | | | | | | | | | | | | |
| 19-8144 | | | F | | | | | | 30 | 35,18 | 91,92 | 139,9 | | | | | | | | |
| 19-8169 | | | R | | | | | | | | | 143 | | | | | | | | |
| 1.7 CRDi (104 kW) Eng.D4FD 9/16-1/70 | | | | | | | | | | | | | | | | | | | | |
| 19-8144 | | | F | | | | | | 30 | 35,18 | 91,92 | 139,9 | | | | | | | | |
| 19-8169 | | | R | | | | | | | | | 143 | | | | | | | | |

KIA

| METELLI ref | Spare Parts | | F/R | L/R | | | ABS | A | B | C | D | E | F | G | H | I | L | M | Fig | NOTE |
|---|-------------|--------|-----|-----|--|--|-----|---|----|-------|-------|-------|---|---|---|---|---|-----|-----|------|
| 2.0 CVVL (120 kW) Eng.G4ND 9/16-1/70 | | | | | | | | | | | | | | | | | | | | |
| 19-8144 | | | F | | | | | | 30 | 35,18 | 91,92 | 139,9 | | | | | | | | |
| 19-8169 | | | R | | | | | | | | | 143 | | | | | | | | |
| 2.0 GDi Hybrid (115 kW) Eng.G4NG 4/17-1/70 | | | | | | | | | | | | | | | | | | | | |
| 19-8144 | | | F | | | | | | 30 | 35,18 | 91,92 | 139,9 | | | | | | | | |
| 19-8169 | | | R | | | | | | | | | 143 | | | | | | | | |
| 2.0 GDI Hybrid (151 kW) Eng.G4NG 4/17-1/70 | | | | | | | | | | | | | | | | | | | | |
| 19-8144 | | | F | | | | | | 30 | 35,18 | 91,92 | 139,9 | | | | | | | | |
| 19-8169 | | | R | | | | | | | | | 143 | | | | | | | | |
| 2.0 T-GDi (180 kW) Eng.G4KH 9/16-1/70 | | | | | | | | | | | | | | | | | | | | |
| 19-8144 | | | F | | | | | | 30 | 35,18 | 91,92 | 139,9 | | | | | | | | |
| 19-8169 | | | R | | | | | | | | | 143 | | | | | | | | |
| 2.0 T-GDi GT (175 kW) Eng.G4KH 1/18-1/70 | | | | | | | | | | | | | | | | | | | | |
| 19-8144 | | | F | | | | | | 30 | 35,18 | 91,92 | 139,9 | | | | | | | | |
| 19-8169 | | | R | | | | | | | | | 143 | | | | | | | | |
| Picanto I (SA) / Morning 4/04-1/70 | | | | | | | | | | | | | | | | | | | | |
| 1.0 (45 kW) Eng.G4HE 4/04-4/11 | | | | | | | | | | | | | | | | | | | | |
| 19-7674 | | -01/11 | F | | | | | | | 38 | 70 | | | | | | | 37 | | |
| 19-7806 | | -01/11 | R | | | | | | | | | 140 | | | | | | 107 | | -ABS |
| 19-7807 | | -01/11 | R | | | | | | 20 | | | 140 | | | | | | 108 | | +ABS |
| 1.0 (46 kW) Eng.G4HE 9/07-4/11 | | | | | | | | | | | | | | | | | | | | |
| 19-7674 | | -01/11 | F | | | | | | | 38 | 70 | | | | | | | 37 | | |
| 19-7806 | | -01/11 | R | | | | | | | | | 140 | | | | | | 107 | | -ABS |
| 19-7807 | | -01/11 | R | | | | | | 20 | | | 140 | | | | | | 108 | | +ABS |
| 1.1 (48 kW) Eng.G4HG (04.04-.) 4/04-9/11 | | | | | | | | | | | | | | | | | | | | |
| 19-7674 | | -01/11 | F | | | | | | | 38 | 70 | | | | | | | 37 | | |
| 19-7806 | | -01/11 | R | | | | | | | | | 140 | | | | | | 107 | | -ABS |
| 19-7807 | | -01/11 | R | | | | | | 20 | | | 140 | | | | | | 108 | | +ABS |

KIA

| METELLI ref | Spare Parts | | F/R | L/R | | | ABS | A | B | C | D | E | F | G | H | I | L | M | Fig | NOTE |
|--|-------------|--------|-----|-----|--|--|-----|---|----|----|----|-----|---|---|---|----|-------|---|-----|------|
| 1.1 CRDi (55 kW) Eng.D3FA 10/05-4/11 | | | | | | | | | | | | | | | | | | | | |
| 19-7674 | | -01/11 | F | | | | | | | 38 | 70 | | | | | | 37 | | | |
| 19-7806 | | -01/11 | R | | | | | | | | | 140 | | | | | 107 | | | -ABS |
| 19-7807 | | -01/11 | R | | | | | | 20 | | | 140 | | | | | 108 | | | +ABS |
| Pride (DA) 1/90-12/11 | | | | | | | | | | | | | | | | | | | | |
| 1.3 16V (44 kW) Eng.B3A6 1/90-10/00 | | | | | | | | | | | | | | | | | | | | |
| 19-7122 | | | F | | | | | | | 38 | 63 | | | | | 17 | 17 | | | |
| 1.3 16V (47 kW) Eng.B3A5 10/96-5/01 | | | | | | | | | | | | | | | | | | | | |
| 19-7122 | | | F | | | | | | | 38 | 63 | | | | | 17 | 17 | | | |
| 1.3 16V (53 kW) Eng.B3A7 1/90-9/01 | | | | | | | | | | | | | | | | | | | | |
| 19-7122 | | | F | | | | | | | 38 | 63 | | | | | 17 | 17 | | | |
| 1.3 i (51 kW) Eng.B3A7 1/90-5/97 | | | | | | | | | | | | | | | | | | | | |
| 19-7122 | | | F | | | | | | | 38 | 63 | | | | | 17 | 17 | | | |
| Pride Sedan 10/96-5/01 | | | | | | | | | | | | | | | | | | | | |
| 1.3 (47 kW) Eng.B3A5 10/96-5/01 | | | | | | | | | | | | | | | | | | | | |
| 19-7122 | | | F | | | | | | | 38 | 63 | | | | | 17 | 17 | | | |
| Pride SW 8/99-5/01 | | | | | | | | | | | | | | | | | | | | |
| 1.3 (47 kW) Eng.B3A5 8/99-5/01 | | | | | | | | | | | | | | | | | | | | |
| 19-7122 | | | F | | | | | | | 38 | 63 | | | | | 17 | 17 | | | |
| Pro Ceed I (ED) 2/08-2/13 | | | | | | | | | | | | | | | | | | | | |
| 1.4 (77 kW) Eng.G4FA 2/08-9/12 | | | | | | | | | | | | | | | | | | | | |
| 19-7678 | | -08/12 | F | | | | | | | 42 | 78 | | | | | | 40 | | | |
| 19-7815 | | -08/12 | R | | | | 46 | | | | | 148 | | | | | 105,5 | | | |
| 1.4 (80 kW) Eng.G4FA 2/08-9/12 | | | | | | | | | | | | | | | | | | | | |
| 19-7678 | | -08/12 | F | | | | | | | 42 | 78 | | | | | | 40 | | | |

KIA

| METELLI ref | Spare Parts | | F/R | L/R | | ABS | A | B | C | D | E | F | G | H | I | L | M | Fig | NOTE |
|--|-------------|--------|-----|-----|--|-----|---|---|----|----|-----|---|---|---|---|-------|-------|-----|------|
| 19-7815 | | -08/12 | R | | | 46 | | | | | 148 | | | | | 105,5 | | | |
| 1.4 CVVT (66 kW) Eng.G4FA 6/10-9/12 | | | | | | | | | | | | | | | | | | | |
| 19-7678 | | -08/12 | F | | | | | | 42 | 78 | | | | | | | 40 | | |
| 19-7815 | | -08/12 | R | | | 46 | | | | | 148 | | | | | | 105,5 | | |
| 1.6 (90 kW) Eng.G4FC 2/08-9/12 | | | | | | | | | | | | | | | | | | | |
| 19-7678 | | -08/12 | F | | | | | | 42 | 78 | | | | | | | 40 | | |
| 19-7815 | | -08/12 | R | | | 46 | | | | | 148 | | | | | | 105,5 | | |
| 1.6 (93 kW) Eng.G4FC 2/08-9/12 | | | | | | | | | | | | | | | | | | | |
| 19-7678 | | -08/12 | F | | | | | | 42 | 78 | | | | | | | 40 | | |
| 19-7815 | | -08/12 | R | | | 46 | | | | | 148 | | | | | | 105,5 | | |
| 1.6 CRDi 115 (85 kW) Eng.D4FB 2/08-9/12 | | | | | | | | | | | | | | | | | | | |
| 19-7678 | | -08/12 | F | | | | | | 42 | 78 | | | | | | | 40 | | |
| 19-7815 | | -08/12 | R | | | 46 | | | | | 148 | | | | | | 105,5 | | |
| 1.6 CRDi 128 (94 kW) Eng.D4FB 10/10-9/12 | | | | | | | | | | | | | | | | | | | |
| 19-7678 | | -08/12 | F | | | | | | 42 | 78 | | | | | | | 40 | | |
| 19-7815 | | -08/12 | R | | | 46 | | | | | 148 | | | | | | 105,5 | | |
| 1.6 CRDi 90 (66 kW) Eng.D4FB 2/08-9/12 | | | | | | | | | | | | | | | | | | | |
| 19-7678 | | -08/12 | F | | | | | | 42 | 78 | | | | | | | 40 | | |
| 19-7815 | | -08/12 | R | | | 46 | | | | | 148 | | | | | | 105,5 | | |
| 1.6 CVVT (92 kW) Eng.G4FC 10/10-2/13 | | | | | | | | | | | | | | | | | | | |
| 19-7678 | | -08/12 | F | | | | | | 42 | 78 | | | | | | | 40 | | |
| 19-7815 | | -08/12 | R | | | 46 | | | | | 148 | | | | | | 105,5 | | |
| 2.0 (105 kW) Eng.G4GC 2/08-9/12 | | | | | | | | | | | | | | | | | | | |
| 19-7678 | | -08/12 | F | | | | | | 42 | 78 | | | | | | | 40 | | |
| 19-7815 | | -08/12 | R | | | 46 | | | | | 148 | | | | | | 105,5 | | |
| 2.0 CRDi 140 (103 kW) Eng.D4EA 2/08-9/12 | | | | | | | | | | | | | | | | | | | |
| 19-7678 | | -08/10 | F | | | | | | 42 | 78 | | | | | | | 40 | | |
| 19-7815 | | -08/10 | R | | | 46 | | | | | 148 | | | | | | 105,5 | | |

KIA

| METELLI ref | Spare Parts | | F/R | L/R | | | ABS | A | B | C | D | E | F | G | H | I | L | M | Fig | NOTE |
|---|-------------|--|-----|-----|--|--|-----|---|----|----|----|-----|---|---|---|---|-------|---|-----|------|
| 2.0 LPG (105 kW) Eng.G4GC 1/09-12/09 | | | | | | | | | | | | | | | | | | | | |
| 19-7678 | | | F | | | | | | | 42 | 78 | | | | | | 40 | | | |
| 19-7815 | | | R | | | | 46 | | | | | 148 | | | | | 105,5 | | | |
| Pro Ceed II (JD) 3/13-1/70 | | | | | | | | | | | | | | | | | | | | |
| 1.0 T-GDI (74 kW) Eng.G3LC 7/15-7/18 | | | | | | | | | | | | | | | | | | | | |
| 19-7815 | | | R | | | | 46 | | | | | 148 | | | | | 105,5 | | | |
| 19-8167 | | | F | | | | | | 27 | | | 139 | | | | | | | | |
| 1.0 T-GDI (88 kW) Eng.G3LC 7/15-7/18 | | | | | | | | | | | | | | | | | | | | |
| 19-7815 | | | R | | | | 46 | | | | | 148 | | | | | 105,5 | | | |
| 19-8167 | | | F | | | | | | 27 | | | 139 | | | | | | | | |
| 1.4 CRDi 90 (66 kW) Eng.D4FC 3/13-7/18 | | | | | | | | | | | | | | | | | | | | |
| 19-7815 | | | R | | | | 46 | | | | | 148 | | | | | 105,5 | | | |
| 19-8167 | | | F | | | | | | 27 | | | 139 | | | | | | | | |
| 1.4 CVVT (73 kW) Eng.G4FA 3/13-7/15 | | | | | | | | | | | | | | | | | | | | |
| 19-7815 | | | R | | | | 46 | | | | | 148 | | | | | 105,5 | | | |
| 19-8167 | | | F | | | | | | 27 | | | 139 | | | | | | | | |
| 1.4 CVVT (74 kW) Eng.G4FA 7/13-7/18 | | | | | | | | | | | | | | | | | | | | |
| 19-7815 | | | R | | | | 46 | | | | | 148 | | | | | 105,5 | | | |
| 19-8167 | | | F | | | | | | 27 | | | 139 | | | | | | | | |
| 1.4 MPI (73 kW) Eng.G4LC 7/13-7/18 | | | | | | | | | | | | | | | | | | | | |
| 19-7815 | | | R | | | | 46 | | | | | 148 | | | | | 105,5 | | | |
| 19-8167 | | | F | | | | | | 27 | | | 139 | | | | | | | | |
| 1.4 MPI (74 kW) Eng.G4LC 4/15-7/18 | | | | | | | | | | | | | | | | | | | | |
| 19-7815 | | | R | | | | 46 | | | | | 148 | | | | | 105,5 | | | |
| 19-8167 | | | F | | | | | | 27 | | | 139 | | | | | | | | |
| 1.6 CRDi 110 (81 kW) Eng.D4FB 3/13-7/18 | | | | | | | | | | | | | | | | | | | | |
| 19-7815 | | | R | | | | 46 | | | | | 148 | | | | | 105,5 | | | |
| 19-8167 | | | F | | | | | | 27 | | | 139 | | | | | | | | |

KIA

| METELLI ref | Spare Parts | | F/R | L/R | | ABS | A | B | C | D | E | F | G | H | I | L | M | Fig | NOTE |
|---|-------------|--|-----|-----|--|-----|---|----|-------|-------|-----|---|---|---|----|-------|---|-----|------|
| 1.6 CRDi 128 (94 kW) Eng.D4FB 3/13-7/15 | | | | | | | | | | | | | | | | | | | |
| 19-7815 | | | R | | | 46 | | | | | 148 | | | | | 105,5 | | | |
| 19-8167 | | | F | | | | | 27 | | | 139 | | | | | | | | |
| 1.6 CRDi 136 (100 kW) Eng.D4FB 7/15-7/18 | | | | | | | | | | | | | | | | | | | |
| 19-7815 | | | R | | | 46 | | | | | 148 | | | | | 105,5 | | | |
| 19-8167 | | | F | | | | | 27 | | | 139 | | | | | | | | |
| 1.6 CVVT (95 kW) Eng.G4FC 3/13-7/18 | | | | | | | | | | | | | | | | | | | |
| 19-7815 | | | R | | | 46 | | | | | 148 | | | | | 105,5 | | | |
| 19-8167 | | | F | | | | | 27 | | | 139 | | | | | | | | |
| 1.6 GDI (99 kW) Eng.G4FD 3/13-7/18 | | | | | | | | | | | | | | | | | | | |
| 19-7815 | | | R | | | 46 | | | | | 148 | | | | | 105,5 | | | |
| 19-8167 | | | F | | | | | 27 | | | 139 | | | | | | | | |
| 1.6 GT (150 kW) Eng.G4FJ 6/13-7/18 | | | | | | | | | | | | | | | | | | | |
| 19-7815 | | | R | | | 46 | | | | | 148 | | | | | 105,5 | | | |
| 19-8167 | | | F | | | | | 27 | | | 139 | | | | | | | | |
| Rio I Sedan (DC_) 9/00-2/05 | | | | | | | | | | | | | | | | | | | |
| 1.3 (55 kW) Eng.A3E 9/00-2/05 | | | | | | | | | | | | | | | | | | | |
| 19-7122 | | | F | | | | | | 38 | 63 | | | | | 17 | 17 | | | |
| 19-7561 | | | R | | | | | | 17,46 | 50,29 | | | | | | 14,73 | | | |
| 1.3 (60 kW) Eng.A3E 8/02-2/05 | | | | | | | | | | | | | | | | | | | |
| 19-7122 | | | F | | | | | | 38 | 63 | | | | | 17 | 17 | | | |
| 19-7561 | | | R | | | | | | 17,46 | 50,29 | | | | | | 14,73 | | | |
| 1.5 16V (71 kW) Eng.A5D 9/02-2/05 | | | | | | | | | | | | | | | | | | | |
| 19-7122 | | | F | | | | | | 38 | 63 | | | | | 17 | 17 | | | |
| 19-7561 | | | R | | | | | | 17,46 | 50,29 | | | | | | 14,73 | | | |
| 1.5 16V (72 kW) Eng.A5D 9/00-2/05 | | | | | | | | | | | | | | | | | | | |
| 19-7122 | | | F | | | | | | 38 | 63 | | | | | 17 | 17 | | | |

KIA

| METELLI ref | Spare Parts | | F/R | L/R | | | ABS | A | B | C | D | E | F | G | H | I | L | M | Fig | NOTE |
|--|-------------|--------|-----|-----|--|--|-----|----|---|-------|-------|-----|---|---|---|----|-------|---|-----|------|
| 19-7561 | | | R | | | | | | | 17,46 | 50,29 | | | | | | 14,73 | | | |
| Rio I SW (DC) 8/00-2/05 | | | | | | | | | | | | | | | | | | | | |
| 1.3 (55 kW) Eng.A3E 8/00-2/05 | | | | | | | | | | | | | | | | | | | | |
| 19-7122 | | | F | | | | | | | 38 | 63 | | | | | 17 | 17 | | | |
| 19-7561 | | | R | | | | | | | 17,46 | 50,29 | | | | | | 14,73 | | | |
| 1.3 (60 kW) Eng.A3E 8/00-2/05 | | | | | | | | | | | | | | | | | | | | |
| 19-7122 | | | F | | | | | | | 38 | 63 | | | | | 17 | 17 | | | |
| 19-7561 | | | R | | | | | | | 17,46 | 50,29 | | | | | | 14,73 | | | |
| 1.5 16V (71 kW) Eng.A5D 9/02-2/05 | | | | | | | | | | | | | | | | | | | | |
| 19-7122 | | | F | | | | | | | 38 | 63 | | | | | 17 | 17 | | | |
| 19-7561 | | | R | | | | | | | 17,46 | 50,29 | | | | | | 14,73 | | | |
| 1.5 16V (72 kW) Eng.A5D 8/00-2/05 | | | | | | | | | | | | | | | | | | | | |
| 19-7122 | | | F | | | | | | | 38 | 63 | | | | | 17 | 17 | | | |
| 19-7561 | | | R | | | | | | | 17,46 | 50,29 | | | | | | 14,73 | | | |
| Rio II (JB) / Pride 3/05-1/70 | | | | | | | | | | | | | | | | | | | | |
| 1.4 (55 kW) Eng.G4EE 1/10-12/11 | | | | | | | | | | | | | | | | | | | | |
| 19-7674 | | -09/11 | F | | | | | | | 38 | 70 | | | | | | 37 | | | |
| 1.4 16V (71 kW) Eng.G4EE 3/05-12/11 | | | | | | | | | | | | | | | | | | | | |
| 19-7674 | | -09/11 | F | | | | | | | 38 | 70 | | | | | | 37 | | | |
| 19-7806 | | -09/11 | R | | | | | | | | | 140 | | | | | 107 | | | -ABS |
| 19-7807 | | -09/11 | R | | | | | 20 | | | | 140 | | | | | 108 | | | +ABS |
| 1.5 CRDi (65 kW) Eng.D4FA 6/08-12/11 | | | | | | | | | | | | | | | | | | | | |
| 19-7674 | | -09/11 | F | | | | | | | 38 | 70 | | | | | | 37 | | | |
| 1.5 CRDi (81 kW) Eng.D4FA 3/05-12/11 | | | | | | | | | | | | | | | | | | | | |
| 19-7674 | | -09/11 | F | | | | | | | 38 | 70 | | | | | | 37 | | | |
| 19-7806 | | -09/11 | R | | | | | | | | | 140 | | | | | 107 | | | -ABS |
| 19-7807 | | -09/11 | R | | | | | 20 | | | | 140 | | | | | 108 | | | +ABS |

KIA

| METELLI ref | Spare Parts | | F/R | L/R | | | ABS | A | B | C | D | E | F | G | H | I | L | M | Fig | NOTE |
|--|-------------|--------|-----|-----|--|--|-----|---|----|----|----|-------|---|---|---|---|---|-----|-----|------|
| 1.6 CVVT (82 kW) Eng.G4ED 3/05-12/11 | | | | | | | | | | | | | | | | | | | | |
| 19-7674 | | -09/11 | F | | | | | | | 38 | 70 | | | | | | | 37 | | |
| 19-7806 | | -09/11 | R | | | | | | | | | 140 | | | | | | 107 | | -ABS |
| 19-7807 | | -09/11 | R | | | | | | 20 | | | 140 | | | | | | 108 | | +ABS |
| Rio II Sedan (JB) / Pride 3/05-1/70 | | | | | | | | | | | | | | | | | | | | |
| 1.4 16V (71 kW) Eng.G4EE 3/05-12/11 | | | | | | | | | | | | | | | | | | | | |
| 19-7674 | | -09/11 | F | | | | | | | 38 | 70 | | | | | | | 37 | | |
| 19-7806 | | -09/11 | R | | | | | | | | | 140 | | | | | | 107 | | -ABS |
| 19-7807 | | -09/11 | R | | | | | | 20 | | | 140 | | | | | | 108 | | +ABS |
| 1.5 CRDi (65 kW) Eng.D4FA 6/08-12/11 | | | | | | | | | | | | | | | | | | | | |
| 19-7674 | | -09/11 | F | | | | | | | 38 | 70 | | | | | | | 37 | | |
| 1.5 CRDi (81 kW) Eng.D4FA 3/05-12/11 | | | | | | | | | | | | | | | | | | | | |
| 19-7674 | | -09/11 | F | | | | | | | 38 | 70 | | | | | | | 37 | | |
| 19-7806 | | -09/11 | R | | | | | | | | | 140 | | | | | | 107 | | -ABS |
| 19-7807 | | -09/11 | R | | | | | | 20 | | | 140 | | | | | | 108 | | +ABS |
| 1.6 16V (82 kW) Eng.G4ED 3/05-12/11 | | | | | | | | | | | | | | | | | | | | |
| 19-7674 | | -09/11 | F | | | | | | | 38 | 70 | | | | | | | 37 | | |
| 19-7806 | | -09/11 | R | | | | | | | | | 140 | | | | | | 107 | | -ABS |
| 19-7807 | | -09/11 | R | | | | | | 20 | | | 140 | | | | | | 108 | | +ABS |
| Rio III (UB) / Pride 9/11-1/70 | | | | | | | | | | | | | | | | | | | | |
| 1.1 CRDi (55 kW) Eng.D3FA 9/11-12/17 | | | | | | | | | | | | | | | | | | | | |
| 19-8147 | | | R | | | | 48 | | | | | 132,1 | | | | | | 92 | | +ABS |
| 19-8156 | | | F | | | | | | | 38 | 72 | | | | | | | 37 | | +ABS |
| 1.2 (51 kW) Eng.G4LA 9/11-12/17 | | | | | | | | | | | | | | | | | | | | |
| 19-8147 | | -03/17 | R | | | | 48 | | | | | 132,1 | | | | | | 92 | | +ABS |
| 19-8156 | | -03/17 | F | | | | | | | 38 | 72 | | | | | | | 37 | | +ABS |

KIA

| METELLI ref | Spare Parts | | F/R | L/R | | ABS | A | B | C | D | E | F | G | H | I | L | M | Fig | NOTE |
|---|-------------|--------|-----|-----|--|-----|---|---|----|----|-------|---|---|---|---|----|---|-----|------|
| 1.2 CVVT (62 kW) Eng.G4LA 11/14-12/17 | | | | | | | | | | | | | | | | | | | |
| 19-8147 | | -03/17 | R | | | 48 | | | | | 132,1 | | | | | 92 | | | +ABS |
| 19-8156 | | -03/17 | F | | | | | | 38 | 72 | | | | | | 37 | | | +ABS |
| 1.25 (64 kW) Eng.G4LA 11/14-12/17 | | | | | | | | | | | | | | | | | | | |
| 19-8147 | | -03/17 | R | | | 48 | | | | | 132,1 | | | | | 92 | | | +ABS |
| 19-8156 | | -03/17 | F | | | | | | 38 | 72 | | | | | | 37 | | | +ABS |
| 1.25 CVVT (63 kW) Eng.G4LA 9/11-12/17 | | | | | | | | | | | | | | | | | | | |
| 19-8147 | | -03/17 | R | | | 48 | | | | | 132,1 | | | | | 92 | | | +ABS |
| 19-8156 | | -03/17 | F | | | | | | 38 | 72 | | | | | | 37 | | | +ABS |
| 1.25 CVVT (65 kW) Eng.G4LA 9/11-12/17 | | | | | | | | | | | | | | | | | | | |
| 19-8147 | | -03/17 | R | | | 48 | | | | | 132,1 | | | | | 92 | | | +ABS |
| 19-8156 | | -03/17 | F | | | | | | 38 | 72 | | | | | | 37 | | | +ABS |
| 1.25 LPG (63 kW) Eng.G4LA 9/11-12/17 | | | | | | | | | | | | | | | | | | | |
| 19-8147 | | -03/17 | R | | | 48 | | | | | 132,1 | | | | | 92 | | | +ABS |
| 19-8156 | | -03/17 | F | | | | | | 38 | 72 | | | | | | 37 | | | +ABS |
| 1.4 CRDi (66 kW) Eng.D4FC 9/11-12/17 | | | | | | | | | | | | | | | | | | | |
| 19-8147 | | | R | | | 48 | | | | | 132,1 | | | | | 92 | | | +ABS |
| 19-8156 | | | F | | | | | | 38 | 72 | | | | | | 37 | | | +ABS |
| 1.4 CVVT (79 kW) Eng.G4FA 9/11-12/17 | | | | | | | | | | | | | | | | | | | |
| 19-8147 | | -06/17 | R | | | 48 | | | | | 132,1 | | | | | 92 | | | |
| 19-8156 | | -06/17 | F | | | | | | 38 | 72 | | | | | | 37 | | | |
| 19-8157 | | -02/15 | F | | | | | | 38 | 70 | | | | | | 37 | | | |
| 1.4 CVVT (80 kW) Eng.G4FA 9/11-12/17 | | | | | | | | | | | | | | | | | | | |
| 19-8147 | | -06/17 | R | | | 48 | | | | | 132,1 | | | | | 92 | | | |
| 19-8156 | | -06/17 | F | | | | | | 38 | 72 | | | | | | 37 | | | |
| 19-8157 | | -02/15 | F | | | | | | 38 | 70 | | | | | | 37 | | | |
| 1.6 CVVT (90 kW) Eng.G4FC 6/12-12/17 | | | | | | | | | | | | | | | | | | | |
| 19-8147 | | -06/17 | R | | | 48 | | | | | 132,1 | | | | | 92 | | | |
| 19-8156 | | -06/17 | F | | | | | | 38 | 72 | | | | | | 37 | | | |

KIA

| METELLI ref | Spare Parts | | F/R | L/R | | ABS | A | B | C | D | E | F | G | H | I | L | M | Fig | NOTE |
|--|-------------|--------|-----|-----|--|-----|---|---|----|----|-------|---|---|---|---|----|---|-----|------|
| 19-8157 | | -02/15 | F | | | | | | 38 | 70 | | | | | | 37 | | | |
| Rio III Sedan (UB) / Pride 6/11-1/70 | | | | | | | | | | | | | | | | | | | |
| 1.2 CVVT (62 kW) Eng.G4LA 11/14-12/17 | | | | | | | | | | | | | | | | | | | |
| 19-8147 | | -03/17 | R | | | 48 | | | | | 132,1 | | | | | 92 | | | +ABS |
| 19-8156 | | -03/17 | F | | | | | | 38 | 72 | | | | | | 37 | | | +ABS |
| 1.25 CVVT (61 kW) Eng.G4LA 4/15-12/17 | | | | | | | | | | | | | | | | | | | |
| 19-8147 | | -03/17 | R | | | 48 | | | | | 132,1 | | | | | 92 | | | +ABS |
| 19-8156 | | -03/17 | F | | | | | | 38 | 72 | | | | | | 37 | | | +ABS |
| 1.25 CVVT (63 kW) Eng.G4LA 10/11-12/17 | | | | | | | | | | | | | | | | | | | |
| 19-8147 | | -03/17 | R | | | 48 | | | | | 132,1 | | | | | 92 | | | +ABS |
| 19-8156 | | -03/17 | F | | | | | | 38 | 72 | | | | | | 37 | | | +ABS |
| 1.25 CVVT (65 kW) Eng.G4LA 6/11-12/17 | | | | | | | | | | | | | | | | | | | |
| 19-8147 | | -03/17 | R | | | 48 | | | | | 132,1 | | | | | 92 | | | +ABS |
| 19-8156 | | -03/17 | F | | | | | | 38 | 72 | | | | | | 37 | | | +ABS |
| 1.4 CVVT (79 kW) Eng.G4FA 6/11-12/17 | | | | | | | | | | | | | | | | | | | |
| 19-8147 | | -06/17 | R | | | 48 | | | | | 132,1 | | | | | 92 | | | |
| 19-8156 | | -06/17 | F | | | | | | 38 | 72 | | | | | | 37 | | | |
| 19-8157 | | -02/15 | F | | | | | | 38 | 70 | | | | | | 37 | | | |
| 1.4 CVVT (80 kW) Eng.G4FA 10/11-12/17 | | | | | | | | | | | | | | | | | | | |
| 19-8147 | | -06/17 | R | | | 48 | | | | | 132,1 | | | | | 92 | | | |
| 19-8156 | | -06/17 | F | | | | | | 38 | 72 | | | | | | 37 | | | |
| 19-8157 | | -02/15 | F | | | | | | 38 | 70 | | | | | | 37 | | | |
| 1.6 CVVT (90 kW) Eng.G4FC 6/12-12/17 | | | | | | | | | | | | | | | | | | | |
| 19-8147 | | -06/17 | R | | | 48 | | | | | 132,1 | | | | | 92 | | | |
| 19-8156 | | -06/17 | F | | | | | | 38 | 72 | | | | | | 37 | | | |
| 19-8157 | | -02/15 | F | | | | | | 38 | 70 | | | | | | 37 | | | |

KIA

| METELLI ref | Spare Parts | | F/R | L/R | | | ABS | A | B | C | D | E | F | G | H | I | L | M | Fig | NOTE |
|--|-------------|--------|-----|-----|--|--|-----|---|---|----|----|---|---|---|---|---|---|----|-----|------|
| Sephia (FA) / Mentor 1/95-10/97 | | | | | | | | | | | | | | | | | | | | |
| 1.5 i (59 kW) Eng.B5 2/96-10/97 | | | | | | | | | | | | | | | | | | | | |
| 19-7058 | | | F | | | | | | | 40 | 74 | | | | | | | 40 | | |
| 1.6 i (59 kW) Eng.B6 1/95-10/97 | | | | | | | | | | | | | | | | | | | | |
| 19-7058 | | | F | | | | | | | 40 | 74 | | | | | | | 40 | | |
| 1.8 i 16V (82 kW) Eng.TP 1/95-10/97 | | | | | | | | | | | | | | | | | | | | |
| 19-7058 | | | F | | | | | | | 40 | 74 | | | | | | | 40 | | |
| Sephia Sedan (FA) / Mentor 9/93-10/97 | | | | | | | | | | | | | | | | | | | | |
| 1.5 i (59 kW) Eng.B5 2/96-10/97 | | | | | | | | | | | | | | | | | | | | |
| 19-7058 | | | F | | | | | | | 40 | 74 | | | | | | | 40 | | |
| 1.6 i (59 kW) Eng.B6 9/93-10/97 | | | | | | | | | | | | | | | | | | | | |
| 19-7058 | | | F | | | | | | | 40 | 74 | | | | | | | 40 | | |
| 1.8 i 16V (82 kW) Eng.TP 1/95-10/97 | | | | | | | | | | | | | | | | | | | | |
| 19-7058 | | | F | | | | | | | 40 | 74 | | | | | | | 40 | | |
| Shuma I (FB) / Sephia 10/97-12/01 | | | | | | | | | | | | | | | | | | | | |
| 1.5 i 16V (65 kW) Eng.BFD 10/97-3/01 | | | | | | | | | | | | | | | | | | | | |
| 19-7058 | | -02/01 | F | | | | | | | 40 | 74 | | | | | | | 40 | | |
| 1.6 (75 kW) Eng.GA6D 1/01-12/01 | | | | | | | | | | | | | | | | | | | | |
| 19-7061 | | | F | | | | | | | 42 | 80 | | | | | | | 45 | | |
| 1.8 i 16V (81 kW) Eng.T8, TED 10/97-3/01 | | | | | | | | | | | | | | | | | | | | |
| 19-7058 | | -02/01 | F | | | | | | | 40 | 74 | | | | | | | 40 | | |
| 19-7061 | | 03/01- | F | | | | | | | 42 | 80 | | | | | | | 45 | | |
| Shuma I Sedan (FB)/ Sephia 3/96-10/01 | | | | | | | | | | | | | | | | | | | | |
| 1.5 (59 kW) Eng.B5 3/96-12/98 | | | | | | | | | | | | | | | | | | | | |
| 19-7058 | | | F | | | | | | | 40 | 74 | | | | | | | 40 | | |

KIA

| METELLI ref | Spare Parts | | F/R | L/R | | | ABS | A | B | C | D | E | F | G | H | I | L | M | Fig | NOTE |
|---|-------------|--------|-----|-----|--|--|-----|---|---|----|----|---|---|---|---|---|---|----|-----|------|
| 1.5 i 16V (65 kW) Eng.BFD 10/97-10/01 | | | | | | | | | | | | | | | | | | | | |
| 19-7058 | | -02/01 | F | | | | | | | 40 | 74 | | | | | | | 40 | | |
| Shuma II (FB)/ Spectra 5/01-12/05 | | | | | | | | | | | | | | | | | | | | |
| 1.6 (75 kW) Eng.GA6D 5/01-8/04 | | | | | | | | | | | | | | | | | | | | |
| 19-7061 | | -02/04 | F | | | | | | | 42 | 80 | | | | | | | 45 | | |
| 1.8 (81 kW) Eng.T8 5/01-6/04 | | | | | | | | | | | | | | | | | | | | |
| 19-7061 | | | F | | | | | | | 42 | 80 | | | | | | | 45 | | |
| 1.8 (84 kW) Eng.T8 4/03-8/04 | | | | | | | | | | | | | | | | | | | | |
| 19-7061 | | -02/04 | F | | | | | | | 42 | 80 | | | | | | | 45 | | |
| Shuma II Sedan (FB) 5/01-5/04 | | | | | | | | | | | | | | | | | | | | |
| 1.6 (75 kW) Eng.GA6D 5/01-5/04 | | | | | | | | | | | | | | | | | | | | |
| 19-7061 | | -02/04 | F | | | | | | | 42 | 80 | | | | | | | 45 | | |
| Sorento I (JC) 8/02-1/70 | | | | | | | | | | | | | | | | | | | | |
| 2.4 (102 kW) Eng.G4JS 8/02-6/09 | | | | | | | | | | | | | | | | | | | | |
| 19-7686 | | -04/06 | F | | | | | | | 42 | 76 | | | | | | | 39 | | |
| 19-7823 | | | R | | | | | | | 40 | 80 | | | | | | | 44 | | |
| 2.5 CRDi (103 kW) Eng.D4CB 8/02-3/11 | | | | | | | | | | | | | | | | | | | | |
| 19-7686 | | -08/09 | F | | | | | | | 42 | 76 | | | | | | | 39 | | |
| 19-7823 | | | R | | | | | | | 40 | 80 | | | | | | | 44 | | |
| 2.5 CRDi (120 kW) Eng.D4CB 5/06-12/11 | | | | | | | | | | | | | | | | | | | | |
| 19-7686 | | -08/09 | F | | | | | | | 42 | 76 | | | | | | | 39 | | |
| 19-7823 | | | R | | | | | | | 40 | 80 | | | | | | | 44 | | |
| 2.5 CRDi (125 kW) Eng.D4CB 12/06-12/11 | | | | | | | | | | | | | | | | | | | | |
| 19-7686 | | -08/09 | F | | | | | | | 42 | 76 | | | | | | | 39 | | |
| 19-7823 | | | R | | | | | | | 40 | 80 | | | | | | | 44 | | |

KIA

| METELLI ref | Spare Parts | | F/R | L/R | | | ABS | A | B | C | D | E | F | G | H | I | L | M | Fig | NOTE |
|---|-------------|--------|-----|-----|--|--|-----|---|----|----|----|-------|---|---|---|---|---|---|------|------|
| 3.3 4WD (180 kW) Eng.G6DB 9/08-12/09 | | | | | | | | | | | | | | | | | | | | |
| 19-7823 | | | R | | | | | | | 40 | 80 | | | | | | | | 44 | |
| 3.3 V6 (177 kW) Eng.- 12/06-1/70 | | | | | | | | | | | | | | | | | | | | |
| 19-7686 | | -08/09 | F | | | | | | | 42 | 76 | | | | | | | | 39 | |
| 19-7823 | | | R | | | | | | | 40 | 80 | | | | | | | | 44 | |
| 3.3 V6 4WD (182 kW) Eng.G6DB 2/07-12/11 | | | | | | | | | | | | | | | | | | | | |
| 19-7686 | | -08/09 | F | | | | | | | 42 | 76 | | | | | | | | 39 | |
| 19-7823 | | | R | | | | | | | 40 | 80 | | | | | | | | 44 | |
| 3.5 (143 kW) Eng.G6AU 9/02-12/06 | | | | | | | | | | | | | | | | | | | | |
| 19-7823 | | | R | | | | | | | 40 | 80 | | | | | | | | 44 | |
| 3.5 (144 kW) Eng.G6CU 3/03-8/09 | | | | | | | | | | | | | | | | | | | | |
| 19-7823 | | | R | | | | | | | 40 | 80 | | | | | | | | 44 | |
| 3.5 V6 4WD (143 kW) Eng.G6CU 8/02-12/11 | | | | | | | | | | | | | | | | | | | | |
| 19-7686 | | -04/06 | F | | | | | | | 42 | 76 | | | | | | | | 39 | |
| 19-7823 | | | R | | | | | | | 40 | 80 | | | | | | | | 44 | |
| Sorento II (XM) 11/09-1/70 | | | | | | | | | | | | | | | | | | | | |
| 2.0 CRDi (110 kW) Eng.D4HA 11/10-12/15 | | | | | | | | | | | | | | | | | | | | |
| 19-7653 | | | F | | | | | | 30 | | | 139,2 | | | | | | | 87,8 | IW |
| 2.0 CRDi (135 kW) Eng.D4HA 11/09-12/15 | | | | | | | | | | | | | | | | | | | | |
| 19-7653 | | -08/14 | F | | | | | | 30 | | | 139,2 | | | | | | | 87,8 | |
| 2.0 CRDi 4WD (110 kW) Eng.D4HA 11/10-12/15 | | | | | | | | | | | | | | | | | | | | |
| 19-7653 | | | F/R | | | | | | 30 | | | 139,2 | | | | | | | 87,8 | IW |
| 2.0 CRDi 4WD (135 kW) Eng.D4HA 11/09-12/15 | | | | | | | | | | | | | | | | | | | | |
| 19-7653 | | -08/14 | F | | | | | | 30 | | | 139,2 | | | | | | | 87,8 | |
| 2.2 CRDi (145 kW) Eng.D4HB 11/09-12/15 | | | | | | | | | | | | | | | | | | | | |
| 19-7653 | | | F | | | | | | 30 | | | 139,2 | | | | | | | 87,8 | IW |
| 2.2 CRDi (147 kW) Eng.D4HB 11/09-12/15 | | | | | | | | | | | | | | | | | | | | |
| 19-7653 | | -08/14 | F | | | | | | 30 | | | 139,2 | | | | | | | 87,8 | |

KIA

| METELLI ref | Spare Parts | | F/R | L/R | | | ABS | A | B | C | D | E | F | G | H | I | L | M | Fig | NOTE |
|--|-------------|--------|-----|-----|--|--|-----|---|----|----|----|-------|---|---|---|---|---|---|------|------|
| 3.5 4WD (204 kW) Eng.G6DC 5/13-12/15 | | | | | | | | | | | | | | | | | | | | |
| 19-7653 | | -08/14 | F | | | | | | 30 | | | 139,2 | | | | | | | 87,8 | |
| Soul I (AM) 2/09-1/70 | | | | | | | | | | | | | | | | | | | | |
| 1.6 (91 kW) Eng.G4FC 9/09-12/14 | | | | | | | | | | | | | | | | | | | | |
| 19-7678 | | | F | | | | | | | 42 | 78 | | | | | | | | 40 | |
| 19-8186 | | -10/13 | R | | | | | | | | | 139 | | | | | | | 106 | +ABS |
| 1.6 CRDi 115 (85 kW) Eng.D4FB 2/09-12/14 | | | | | | | | | | | | | | | | | | | | |
| 19-7678 | | | F | | | | | | | 42 | 78 | | | | | | | | 40 | |
| 19-8186 | | -10/13 | R | | | | | | | | | 139 | | | | | | | 106 | +ABS |
| 1.6 CRDi 128 (94 kW) Eng.D4FB 2/09-12/14 | | | | | | | | | | | | | | | | | | | | |
| 19-7678 | | | F | | | | | | | 42 | 78 | | | | | | | | 40 | |
| 19-8186 | | -10/13 | R | | | | | | | | | 139 | | | | | | | 106 | +ABS |
| 1.6 CVVT (77 kW) Eng.G4FC 2/09-12/11 | | | | | | | | | | | | | | | | | | | | |
| 19-7678 | | | F | | | | | | | 42 | 78 | | | | | | | | 40 | |
| 19-8186 | | -10/13 | R | | | | | | | | | 139 | | | | | | | 106 | +ABS |
| 1.6 CVVT (93 kW) Eng.G4FC 2/09-12/11 | | | | | | | | | | | | | | | | | | | | |
| 19-7678 | | | F | | | | | | | 42 | 78 | | | | | | | | 40 | |
| 19-8186 | | -10/13 | R | | | | | | | | | 139 | | | | | | | 106 | +ABS |
| 1.6 CVVT (95 kW) Eng.G4FC 6/11-12/14 | | | | | | | | | | | | | | | | | | | | |
| 19-7678 | | | F | | | | | | | 42 | 78 | | | | | | | | 40 | |
| 19-8186 | | -10/13 | R | | | | | | | | | 139 | | | | | | | 106 | +ABS |
| 1.6 GDI (103 kW) Eng.G4FD 6/11-12/14 | | | | | | | | | | | | | | | | | | | | |
| 19-7678 | | | F | | | | | | | 42 | 78 | | | | | | | | 40 | |
| 19-8186 | | -10/13 | R | | | | | | | | | 139 | | | | | | | 106 | +ABS |
| 1.6 LPG (87 kW) Eng.G4FC 6/11-12/14 | | | | | | | | | | | | | | | | | | | | |
| 19-7678 | | | F | | | | | | | 42 | 78 | | | | | | | | 40 | |
| 19-8186 | | | R | | | | | | | | | 139 | | | | | | | 106 | +ABS |

KIA

| METELLI ref | Spare Parts | | F/R | L/R | | | ABS | A | B | C | D | E | F | G | H | I | L | M | Fig | NOTE |
|---|-------------|--------|-----|-----|--|--|-----|---|---|----|------|---|-----|---|---|---|---|---|------|------|
| 1.6 LPG (92 kW) Eng.G4FC 2/09-12/11 | | | | | | | | | | | | | | | | | | | | |
| 19-7678 | | | F | | | | | | | 42 | 78 | | | | | | | | 40 | |
| 19-8186 | | -10/13 | R | | | | | | | | | | 139 | | | | | | 106 | |
| Soul II (PS) 2/14-1/70 | | | | | | | | | | | | | | | | | | | | |
| 1.6 CRDi 128 (94 kW) Eng.D4FB 2/14-1/70 | | | | | | | | | | | | | | | | | | | | |
| 19-7678 | | | F | | | | | | | 42 | 78 | | | | | | | | 40 | |
| 1.6 CRDi 136 (100 kW) Eng.D4FB 4/15-1/70 | | | | | | | | | | | | | | | | | | | | |
| 19-7678 | | | F | | | | | | | 42 | 78 | | | | | | | | 40 | |
| 1.6 CVVT (91 kW) Eng.G4FG 2/14-1/70 | | | | | | | | | | | | | | | | | | | | |
| 19-7678 | | | F | | | | | | | 42 | 78 | | | | | | | | 40 | |
| 1.6 GDI (97 kW) Eng.G4FD 2/14-1/70 | | | | | | | | | | | | | | | | | | | | |
| 19-7678 | | | F | | | | | | | 42 | 78 | | | | | | | | 40 | |
| 1.6 LPG (87 kW) Eng.G4FG 12/14-1/70 | | | | | | | | | | | | | | | | | | | | |
| 19-7678 | | | F | | | | | | | 42 | 78 | | | | | | | | 40 | |
| 1.6 LPG (96 kW) Eng.G4FG 12/14-1/70 | | | | | | | | | | | | | | | | | | | | |
| 19-7678 | | | F | | | | | | | 42 | 78 | | | | | | | | 40 | |
| 2.0 CVVT (113 kW) Eng.G4NA 2/14-1/70 | | | | | | | | | | | | | | | | | | | | |
| 19-7678 | | | F | | | | | | | 42 | 78 | | | | | | | | 40 | |
| EV Electric (25 kW) Eng.ZD 9/14-1/70 | | | | | | | | | | | | | | | | | | | | |
| 19-7678 | | | F | | | | | | | 42 | 78 | | | | | | | | 40 | |
| EV Electric (26 kW) Eng.ZD 3/17-1/70 | | | | | | | | | | | | | | | | | | | | |
| 19-7678 | | | F | | | | | | | 42 | 78 | | | | | | | | 40 | |
| EV Electric (81 kW) Eng.ZD 9/14-1/70 | | | | | | | | | | | | | | | | | | | | |
| 19-7678 | | | F | | | | | | | 42 | 78 | | | | | | | | 40 | |
| Sportage I (K00) 4/94-8/04 | | | | | | | | | | | | | | | | | | | | |
| 2.0 (87 kW) Eng.FE (16V) 10/00-8/03 | | | | | | | | | | | | | | | | | | | | |
| 19-7684 | | -12/02 | F | | | | | | | 38 | 73,4 | | | | | | | | 19,6 | 19,8 |

KIA

| METELLI ref | Spare Parts | | F/R | L/R | | | ABS | A | B | C | D | E | F | G | H | I | L | M | Fig | NOTE |
|--|-------------|--------|-----|-----|--|--|-----|---|---|----|------|---|---|---|---|------|------|---|-----|------|
| 2.0 4WD (87 kW) Eng.FE (16V) 10/00-8/03 | | | | | | | | | | | | | | | | | | | | |
| 19-7684 | | -12/02 | F | | | | | | | 38 | 73,4 | | | | | 19,6 | 19,8 | | | |
| 2.0 i 16V (94 kW) Eng.FE (16V) 10/99-8/03 | | | | | | | | | | | | | | | | | | | | |
| 19-7684 | | -12/02 | F | | | | | | | 38 | 73,4 | | | | | 19,6 | 19,8 | | | |
| 2.0 i 16V 4WD (94 kW) Eng.FE (16V) 4/94-8/03 | | | | | | | | | | | | | | | | | | | | |
| 19-7684 | | -12/02 | F | | | | | | | 38 | 73,4 | | | | | 19,6 | 19,8 | | | |
| 2.0 i 16V 4WD (95 kW) Eng.FE (16V) 11/98-8/04 | | | | | | | | | | | | | | | | | | | | |
| 19-7684 | | | F | | | | | | | 38 | 73,4 | | | | | 19,6 | 19,8 | | | |
| 2.0 i 4WD (70 kW) Eng.FE (8V) 4/94-8/99 | | | | | | | | | | | | | | | | | | | | |
| 19-7684 | | | F | | | | | | | 38 | 73,4 | | | | | 19,6 | 19,8 | | | |
| 2.0 TD 4WD (61 kW) Eng.RF (10.97-.) 10/97-8/03 | | | | | | | | | | | | | | | | | | | | |
| 19-7684 | | -12/02 | F | | | | | | | 38 | 73,4 | | | | | 19,6 | 19,8 | | | |
| 2.2 D 4WD (52 kW) Eng.OK016 8/94-4/99 | | | | | | | | | | | | | | | | | | | | |
| 19-7684 | | | F | | | | | | | 38 | 73,4 | | | | | 19,6 | 19,8 | | | |
| Sportage II (JE_, KM_) 9/04-1/70 | | | | | | | | | | | | | | | | | | | | |
| 2.0 (122 kW) Eng.G4KD 1/09-5/10 | | | | | | | | | | | | | | | | | | | | |
| 19-7677 | | | F | | | | | | | 45 | 84 | | | | | 40,9 | 41 | | | |
| 2.0 16V 4WD (104 kW) Eng.G4GC 9/04-1/70 | | | | | | | | | | | | | | | | | | | | |
| 19-7677 | | -05/10 | F | | | | | | | 45 | 84 | | | | | 40,9 | 41 | | | |
| 19-7821 | | -05/10 | R | | | | | | | 42 | 76 | | | | | | 39 | | | |
| 2.0 CRDi (83 kW) Eng.D4EA 2/05-1/70 | | | | | | | | | | | | | | | | | | | | |
| 19-7677 | | -05/10 | F | | | | | | | 45 | 84 | | | | | 40,9 | 41 | | | |
| 2.0 CRDi (100 kW) Eng.D4EA 1/06-5/10 | | | | | | | | | | | | | | | | | | | | |
| 19-7677 | | | F | | | | | | | 45 | 84 | | | | | 40,9 | 41 | | | |
| 2.0 CRDi (103 kW) Eng.D4EA 1/06-1/70 | | | | | | | | | | | | | | | | | | | | |
| 19-7677 | | -05/10 | F | | | | | | | 45 | 84 | | | | | 40,9 | 41 | | | |
| 2.0 CRDi (110 kW) Eng.D4EA 9/07-1/70 | | | | | | | | | | | | | | | | | | | | |
| 19-7677 | | -05/10 | F | | | | | | | 45 | 84 | | | | | 40,9 | 41 | | | |

KIA

| METELLI ref | Spare Parts | | F/R | L/R | | | ABS | A | B | C | D | E | F | G | H | I | L | M | Fig | NOTE |
|---|-------------|--------|-----|-----|--|--|-----|---|---|------|----|-----|---|---|---|---|------|-------|-----|------|
| 2.0 CRDi 4WD (83 kW) Eng.D4EA 9/04-1/70 | | | | | | | | | | | | | | | | | | | | |
| 19-7677 | | -05/10 | F | | | | | | | 45 | 84 | | | | | | 40,9 | 41 | | |
| 19-7821 | | -05/10 | R | | | | | | | 42 | 76 | | | | | | | 39 | | |
| 2.0 CRDi 4WD (100 kW) Eng.D4EA 1/06-5/10 | | | | | | | | | | | | | | | | | | | | |
| 19-7677 | | | F | | | | | | | 45 | 84 | | | | | | 40,9 | 41 | | |
| 19-7821 | | | R | | | | | | | 42 | 76 | | | | | | | 39 | | |
| 2.0 CRDi 4WD (103 kW) Eng.D4EA 1/06-1/70 | | | | | | | | | | | | | | | | | | | | |
| 19-7677 | | -05/10 | F | | | | | | | 45 | 84 | | | | | | 40,9 | 41 | | |
| 19-7821 | | -05/10 | R | | | | | | | 42 | 76 | | | | | | | 39 | | |
| 2.0 CRDi 4WD (110 kW) Eng.D4EA 9/08-5/10 | | | | | | | | | | | | | | | | | | | | |
| 19-7677 | | | F | | | | | | | 45 | 84 | | | | | | 40,9 | 41 | | |
| 19-7821 | | | R | | | | | | | 42 | 76 | | | | | | | 39 | | |
| 2.0 i 16V (104 kW) Eng.G4GC 9/04-1/70 | | | | | | | | | | | | | | | | | | | | |
| 19-7677 | | -05/10 | F | | | | | | | 45 | 84 | | | | | | 40,9 | 41 | | |
| 2.0 LPG (101 kW) Eng.G4GC 6/09-5/10 | | | | | | | | | | | | | | | | | | | | |
| 19-7677 | | | F | | | | | | | 45 | 84 | | | | | | 40,9 | 41 | | |
| 2.7 V6 4WD (129 kW) Eng.G6BA 9/04-1/70 | | | | | | | | | | | | | | | | | | | | |
| 19-7677 | | -05/10 | F | | | | | | | 45 | 84 | | | | | | 40,9 | 41 | | |
| 19-7821 | | -05/10 | R | | | | | | | 42 | 76 | | | | | | | 39 | | |
| Sportage III (SL) 6/10-1/70 | | | | | | | | | | | | | | | | | | | | |
| 1.6 GDI (99 kW) Eng.G4FD 2/11-1/70 | | | | | | | | | | | | | | | | | | | | |
| 19-7677 | | | F | | | | | | | 45 | 84 | | | | | | 40,9 | 41 | | |
| 19-8151 | | 09/13- | F | | | | | | | 44,9 | 84 | | | | | | | 41 | | |
| 19-8172 | | | R | | | | 47 | | | | | 148 | | | | | | 118,4 | | |
| 1.6 LPG (99 kW) Eng.G4FD 1/14-12/15 | | | | | | | | | | | | | | | | | | | | |
| 19-8151 | | | F | | | | | | | 44,9 | 84 | | | | | | | 41 | | |
| 19-8172 | | | R | | | | 47 | | | | | 148 | | | | | | 118,4 | | |

KIA

| METELLI ref | Spare Parts | | F/R | L/R | | | ABS | A | B | C | D | E | F | G | H | I | L | M | Fig | NOTE |
|---|-------------|-------------|-----|-----|--|--|-----|---|---|------|----|-----|---|---|---|------|----|---|-------|------|
| 1.7 CRDi (85 kW) Eng.D4FD 12/10-1/70 | | | | | | | | | | | | | | | | | | | | |
| 19-7677 | | | F | | | | | | | 45 | 84 | | | | | 40,9 | 41 | | | |
| 19-8151 | | 09/13-12/15 | F | | | | | | | 44,9 | 84 | | | | | | | | 41 | |
| 19-8172 | | -12/15 | R | | | | 47 | | | | | 148 | | | | | | | 118,4 | |
| 2.0 CRDi (100 kW) Eng.D4HA 7/10-1/70 | | | | | | | | | | | | | | | | | | | | |
| 19-7677 | | | F | | | | | | | 45 | 84 | | | | | 40,9 | 41 | | | |
| 19-8151 | | 02/14- | F | | | | | | | 44,9 | 84 | | | | | | | | 41 | |
| 19-8172 | | | R | | | | 47 | | | | | 148 | | | | | | | 118,4 | |
| 2.0 CRDi (130 kW) Eng.D4HA 8/12-1/70 | | | | | | | | | | | | | | | | | | | | |
| 19-8151 | | 02/14- | F | | | | | | | 44,9 | 84 | | | | | | | | 41 | |
| 19-8172 | | | R | | | | 47 | | | | | 148 | | | | | | | 118,4 | |
| 2.0 CRDi (135 kW) Eng.D4HA 8/10-1/70 | | | | | | | | | | | | | | | | | | | | |
| 19-8151 | | 02/14- | F | | | | | | | 44,9 | 84 | | | | | | | | 41 | |
| 19-8172 | | | R | | | | 47 | | | | | 148 | | | | | | | 118,4 | |
| 2.0 CRDi AWD (100 kW) Eng.D4HA 7/10-1/70 | | | | | | | | | | | | | | | | | | | | |
| 19-7677 | | | F | | | | | | | 45 | 84 | | | | | 40,9 | 41 | | | |
| 19-7821 | | | R | | | | | | | 42 | 76 | | | | | | | | 39 | |
| 19-8151 | | 02/14- | F | | | | | | | 44,9 | 84 | | | | | | | | 41 | |
| 2.0 CRDi AWD (130 kW) Eng.D4HA 8/12-1/70 | | | | | | | | | | | | | | | | | | | | |
| 19-7821 | | | R | | | | | | | 42 | 76 | | | | | | | | 39 | |
| 19-8151 | | 02/14- | F | | | | | | | 44,9 | 84 | | | | | | | | 41 | |
| 2.0 CRDi AWD (135 kW) Eng.D4HA 8/10-1/70 | | | | | | | | | | | | | | | | | | | | |
| 19-7821 | | | R | | | | | | | 42 | 76 | | | | | | | | 39 | |
| 19-8151 | | 02/14- | F | | | | | | | 44,9 | 84 | | | | | | | | 41 | |
| 2.0 CVVT (110 kW) Eng.G4KD 6/10-12/13 | | | | | | | | | | | | | | | | | | | | |
| 19-7677 | | | F | | | | | | | 45 | 84 | | | | | 40,9 | 41 | | | |
| 19-8172 | | -09/13 | R | | | | 47 | | | | | 148 | | | | | | | 118,4 | |
| 2.0 CVVT (110 kW) Eng.G4NA 1/14-12/15 | | | | | | | | | | | | | | | | | | | | |
| 19-8151 | | | F | | | | | | | 44,9 | 84 | | | | | | | | 41 | |

KIA

| METELLI ref | Spare Parts | | F/R | L/R | | ABS | A | B | C | D | E | F | G | H | I | L | M | Fig | NOTE |
|---|-------------|-------------|-----|-----|--|-----|---|---|------|----|-----|---|---|---|------|-------|---|-------|------|
| 19-8172 | | | R | | | 47 | | | | | 148 | | | | | 118,4 | | | |
| 2.0 CVVT (113 kW) Eng.G4NA 11/14-12/15 | | | | | | | | | | | | | | | | | | | |
| 19-8151 | | | F | | | | | | 44,9 | 84 | | | | | | | | 41 | |
| 19-8172 | | | R | | | 47 | | | | | 148 | | | | | | | 118,4 | |
| 2.0 CVVT (115 kW) Eng.G4NA 4/15-12/15 | | | | | | | | | | | | | | | | | | | |
| 19-8151 | | | F | | | | | | 44,9 | 84 | | | | | | | | 41 | |
| 19-8172 | | | R | | | 47 | | | | | 148 | | | | | | | 118,4 | |
| 2.0 CVVT (120 kW) Eng.G4KD 7/10-1/70 | | | | | | | | | | | | | | | | | | | |
| 19-7677 | | | F | | | | | | 45 | 84 | | | | | 40,9 | 41 | | | |
| 19-8151 | | 02/14-10/15 | F | | | | | | 44,9 | 84 | | | | | | | | 41 | |
| 19-8172 | | -10/15 | R | | | 47 | | | | | 148 | | | | | | | 118,4 | |
| 2.0 CVVT (122 kW) Eng.G4KD 7/10-1/70 | | | | | | | | | | | | | | | | | | | |
| 19-8151 | | 02/14-10/15 | F | | | | | | 44,9 | 84 | | | | | | | | 41 | |
| 19-8172 | | -10/15 | R | | | 47 | | | | | 148 | | | | | | | 118,4 | |
| 2.0 CVVT AWD (110 kW) Eng.G4KD 6/10-12/13 | | | | | | | | | | | | | | | | | | | |
| 19-7677 | | | F | | | | | | 45 | 84 | | | | | 40,9 | 41 | | | |
| 19-7821 | | | R | | | | | | 42 | 76 | | | | | | | | 39 | |
| 2.0 CVVT AWD (110 kW) Eng.G4NA 1/14-12/15 | | | | | | | | | | | | | | | | | | | |
| 19-7821 | | | R | | | | | | 42 | 76 | | | | | | | | 39 | |
| 19-8151 | | | F | | | | | | 44,9 | 84 | | | | | | | | 41 | |
| 2.0 CVVT AWD (113 kW) Eng.G4NA 11/14-12/15 | | | | | | | | | | | | | | | | | | | |
| 19-7821 | | | R | | | | | | 42 | 76 | | | | | | | | 39 | |
| 19-8151 | | | F | | | | | | 44,9 | 84 | | | | | | | | 41 | |
| 2.0 CVVT AWD (120 kW) Eng.G4KD 7/10-1/70 | | | | | | | | | | | | | | | | | | | |
| 19-7677 | | | F | | | | | | 45 | 84 | | | | | 40,9 | 41 | | | |
| 19-7821 | | | R | | | | | | 42 | 76 | | | | | | | | 39 | +ABS |
| 19-8151 | | 02/14-10/15 | F | | | | | | 44,9 | 84 | | | | | | | | 41 | |
| 2.0 CVVT AWD (122 kW) Eng.G4KD 7/10-1/70 | | | | | | | | | | | | | | | | | | | |
| 19-7821 | | | R | | | | | | 42 | 76 | | | | | | | | 39 | +ABS |

KIA

| METELLI ref | Spare Parts | | F/R | L/R | | | ABS | A | B | C | D | E | F | G | H | I | L | M | Fig | NOTE |
|---|-------------|-------------|-----|-----|--|--|-----|---|----|-------|-------|-------|---|---|---|---|-------|---|-----|------|
| 19-8151 | | 02/14-10/15 | F | | | | | | | 44,9 | 84 | | | | | | 41 | | | |
| 2.0 GDI (122 kW) Eng.G4NC 2/14-1/70 | | | | | | | | | | | | | | | | | | | | |
| 19-8151 | | | F | | | | | | | 44,9 | 84 | | | | | | 41 | | | |
| 19-8172 | | | R | | | | 47 | | | | | 148 | | | | | 118,4 | | | |
| 2.0 GDI (194 kW) Eng.G4KH 9/13-1/70 | | | | | | | | | | | | | | | | | | | | |
| 19-8151 | | | F | | | | | | | 44,9 | 84 | | | | | | 41 | | | |
| 19-8172 | | | R | | | | 47 | | | | | 148 | | | | | 118,4 | | | |
| 2.0 GDI AWD (122 kW) Eng.G4NC 2/14-1/70 | | | | | | | | | | | | | | | | | | | | |
| 19-7821 | | | R | | | | | | | 42 | 76 | | | | | | 39 | | | |
| 19-8151 | | | F | | | | | | | 44,9 | 84 | | | | | | 41 | | | |
| 2.4 i AWD (130 kW) Eng.G4KE 8/10-1/70 | | | | | | | | | | | | | | | | | | | | |
| 19-7821 | | | R | | | | | | | 42 | 76 | | | | | | 39 | | | |
| 19-8151 | | 02/14- | F | | | | | | | 44,9 | 84 | | | | | | 41 | | | |
| Sportage IV (QL, QLE) 9/15-1/70 | | | | | | | | | | | | | | | | | | | | |
| 1.6 CRDi (85 kW) Eng.D4FE 7/18-1/70 | | | | | | | | | | | | | | | | | | | | |
| 19-8144 | | | F | | | | | | 30 | 35,18 | 91,92 | 139,9 | | | | | | | | |
| 19-8169 | | | R | | | | | | | | | 143 | | | | | | | | |
| 1.6 CRDi (100 kW) Eng.D4FE 7/18-1/70 | | | | | | | | | | | | | | | | | | | | |
| 19-8144 | | | F | | | | | | 30 | 35,18 | 91,92 | 139,9 | | | | | | | | |
| 19-8169 | | | R | | | | | | | | | 143 | | | | | | | | |
| 1.6 CRDi AWD (100 kW) Eng.D4FE 7/18-1/70 | | | | | | | | | | | | | | | | | | | | |
| 19-8144 | | | F | | | | | | 30 | 35,18 | 91,92 | 139,9 | | | | | | | | |
| 1.6 CRDi Eco-Dynamics+ (85 kW) Eng.D4FE 3/19-1/70 | | | | | | | | | | | | | | | | | | | | |
| 19-8144 | | | F | | | | | | 30 | 35,18 | 91,92 | 139,9 | | | | | | | | |
| 19-8169 | | | R | | | | | | | | | 143 | | | | | | | | |
| 1.6 CRDi Eco-Dynamics+ (100 kW) Eng.D4FE 3/19-1/70 | | | | | | | | | | | | | | | | | | | | |
| 19-8144 | | | F | | | | | | 30 | 35,18 | 91,92 | 139,9 | | | | | | | | |
| 19-8169 | | | R | | | | | | | | | 143 | | | | | | | | |

KIA

| METELLI ref | Spare Parts | | F/R | L/R | | | ABS | A | B | C | D | E | F | G | H | I | L | M | Fig | NOTE |
|---|-------------|--|-----|-----|--|--|-----|---|----|-------|-------|-------|---|---|---|---|---|-----|-----|------|
| 2.0 CRDi (100 kW) Eng.D4HA 9/15-1/70 | | | | | | | | | | | | | | | | | | | | |
| 19-8144 | | | F | | | | | | 30 | 35,18 | 91,92 | 139,9 | | | | | | | | |
| 19-8169 | | | R | | | | | | | | | 143 | | | | | | | | |
| 2.0 CRDi (136 kW) Eng.D4HA 9/15-1/70 | | | | | | | | | | | | | | | | | | | | |
| 19-8144 | | | F | | | | | | 30 | 35,18 | 91,92 | 139,9 | | | | | | | | |
| 19-8169 | | | R | | | | | | | | | 143 | | | | | | | | |
| 2.0 CRDi AWD (100 kW) Eng.D4HA 9/15-1/70 | | | | | | | | | | | | | | | | | | | | |
| 19-8144 | | | F | | | | | | 30 | 35,18 | 91,92 | 139,9 | | | | | | | | |
| 2.0 CRDi AWD (131 kW) Eng.D4HA 9/15-1/70 | | | | | | | | | | | | | | | | | | | | |
| 19-8144 | | | F | | | | | | 30 | 35,18 | 91,92 | 139,9 | | | | | | | | |
| 2.0 CRDi AWD (136 kW) Eng.D4HA 9/15-1/70 | | | | | | | | | | | | | | | | | | | | |
| 19-8144 | | | F | | | | | | 30 | 35,18 | 91,92 | 139,9 | | | | | | | | |
| 2.0 CRDi Eco-Dynamics+ AWD (136 kW) Eng.D4HA 6/18-1/70 | | | | | | | | | | | | | | | | | | | | |
| 19-8144 | | | F | | | | | | 30 | 35,18 | 91,92 | 139,9 | | | | | | | | |
| 2.4 GDI (135 kW) Eng.G4KJ 5/16-1/70 | | | | | | | | | | | | | | | | | | | | |
| 19-8144 | | | F | | | | | | 30 | 35,18 | 91,92 | 139,9 | | | | | | | | |
| 19-8169 | | | R | | | | | | | | | 143 | | | | | | | | |
| 2.4 GDI AWD (135 kW) Eng.G4KJ 9/15-1/70 | | | | | | | | | | | | | | | | | | | | |
| 19-8144 | | | F | | | | | | 30 | 35,18 | 91,92 | 139,9 | | | | | | | | |
| Venga (YN) 2/10-1/70 | | | | | | | | | | | | | | | | | | | | |
| 1.4 CRDi 75 (55 kW) Eng.D4FC 2/10-1/70 | | | | | | | | | | | | | | | | | | | | |
| 19-7678 | | | F | | | | | | | 42 | 78 | | | | | | | 40 | | |
| 19-8186 | | | R | | | | | | | | | 139 | | | | | | 106 | | +ABS |
| 1.4 CRDi 75 (57 kW) Eng.D4FC 2/10-1/70 | | | | | | | | | | | | | | | | | | | | |
| 19-7678 | | | F | | | | | | | 42 | 78 | | | | | | | 40 | | |
| 19-8186 | | | R | | | | | | | | | 139 | | | | | | 106 | | +ABS |
| 1.4 CRDi 90 (66 kW) Eng.D4FC 2/10-1/70 | | | | | | | | | | | | | | | | | | | | |
| 19-7678 | | | F | | | | | | | 42 | 78 | | | | | | | 40 | | |

KIA LCV

| METELLI ref | Spare Parts | F/R | L/R | ABS | A | B | C | D | E | F | G | H | I | L | M | Fig | NOTE |
|--|-------------|-----|-----|-----|---|----|----|---|-------|---|---|---|---|-------|---|-----|------|
| 1.4 CVVT (73 kW) Eng.G4FA 4/15-7/18 | | | | | | | | | | | | | | | | | |
| 19-7815 | | R | | 46 | | | | | 148 | | | | | 105,5 | | | |
| 19-8167 | | F | | | | 27 | | | 139 | | | | | | | | |
| 1.6 CRDi (94 kW) Eng.D4FB 7/12-7/18 | | | | | | | | | | | | | | | | | |
| 19-7815 | | R | | 46 | | | | | 148 | | | | | 105,5 | | | |
| 19-8167 | | F | | | | 27 | | | 139 | | | | | | | | |
| 1.6 GDi (99 kW) Eng.G4FD 4/15-7/18 | | | | | | | | | | | | | | | | | |
| 19-7815 | | R | | 46 | | | | | 148 | | | | | 105,5 | | | |
| 19-8167 | | F | | | | 27 | | | 139 | | | | | | | | |
| Pro Ceed Hatchback Van (JD) 5/12-1/70 | | | | | | | | | | | | | | | | | |
| 1.4 CRDi (66 kW) Eng.D4FC 5/15-7/18 | | | | | | | | | | | | | | | | | |
| 19-7815 | | R | | 46 | | | | | 148 | | | | | 105,5 | | | |
| 19-8167 | | F | | | | 27 | | | 139 | | | | | | | | |
| 1.4 CVVT (73 kW) Eng.G4FA 5/12-7/18 | | | | | | | | | | | | | | | | | |
| 19-7815 | | R | | 46 | | | | | 148 | | | | | 105,5 | | | |
| 19-8167 | | F | | | | 27 | | | 139 | | | | | | | | |
| 1.6 CRDi (94 kW) Eng.D4FB 10/12-7/18 | | | | | | | | | | | | | | | | | |
| 19-7815 | | R | | 46 | | | | | 148 | | | | | 105,5 | | | |
| 19-8167 | | F | | | | 27 | | | 139 | | | | | | | | |
| 1.6 GDi (99 kW) Eng.G4FD 4/15-7/18 | | | | | | | | | | | | | | | | | |
| 19-7815 | | R | | 46 | | | | | 148 | | | | | 105,5 | | | |
| 19-8167 | | F | | | | 27 | | | 139 | | | | | | | | |
| Rio III Hatchback Van (UB) 9/11-1/70 | | | | | | | | | | | | | | | | | |
| 1.1 CRDi (55 kW) Eng.D3FA 9/11-1/70 | | | | | | | | | | | | | | | | | |
| 19-8147 | | R | | 48 | | | | | 132,1 | | | | | 92 | | | +ABS |
| 19-8156 | | F | | | | 38 | 72 | | | | | | | 37 | | | +ABS |

KIA LCV

| METELLI ref | Spare Parts | | F/R | L/R | | ABS | A | B | C | D | E | F | G | H | I | L | M | Fig | NOTE |
|--|-------------|--------|-----|-----|--|-----|---|---|----|----|-------|---|---|---|---|----|----|-----|------|
| 1.2 CVVT (63 kW) Eng.G4LA 4/15-12/17 | | | | | | | | | | | | | | | | | | | |
| 19-8147 | | -03/17 | R | | | 48 | | | | | 132,1 | | | | | 92 | | | +ABS |
| 19-8156 | | -03/17 | F | | | | | | 38 | 72 | | | | | | | 37 | | +ABS |
| 1.4 CRDi (66 kW) Eng.D4FC 4/15-1/70 | | | | | | | | | | | | | | | | | | | |
| 19-8147 | | -03/17 | R | | | 48 | | | | | 132,1 | | | | | 92 | | | +ABS |
| 19-8156 | | -03/17 | F | | | | | | 38 | 72 | | | | | | | 37 | | +ABS |
| 1.4 CVVT (80 kW) Eng.G4FA 4/15-1/70 | | | | | | | | | | | | | | | | | | | |
| 19-8147 | | -03/17 | R | | | 48 | | | | | 132,1 | | | | | 92 | | | +ABS |
| 19-8156 | | -03/17 | F | | | | | | 38 | 72 | | | | | | | 37 | | +ABS |

Venga Hatchback Van (YN) 2/15-1/70

CRDi (57 kW) Eng.D4FC 4/15-1/70

| | | | | | | | | | | | | | | | | | | | |
|---|--|--|---|--|--|--|--|--|----|----|-----|--|--|--|--|-----|--|--|-------------------------------|
| 19-7678 | | | F | | | | | | 42 | 78 | | | | | | 40 | | | +ABS |
| 19-8186 | | | R | | | | | | | | 139 | | | | | 106 | | | +Electric Powersteering, +ABS |
| CRDi (66 kW) Eng.D4FC 4/15-1/70 | | | | | | | | | | | | | | | | | | | |
| 19-7678 | | | F | | | | | | 42 | 78 | | | | | | 40 | | | +ABS |
| 19-8186 | | | R | | | | | | | | 139 | | | | | 106 | | | +Electric Powersteering, +ABS |

CVVT (66 kW) Eng.G4FA 4/15-1/70

| | | | | | | | | | | | | | | | | | | | |
|---------|--|--|---|--|--|--|--|--|----|----|-----|--|--|--|--|-----|--|--|------|
| 19-7678 | | | F | | | | | | 42 | 78 | | | | | | 40 | | | +ABS |
| 19-8186 | | | R | | | | | | | | 139 | | | | | 106 | | | +ABS |

CVVT (92 kW) Eng.G4FC 2/15-1/70

| | | | | | | | | | | | | | | | | | | | |
|---------|--|--|---|--|--|--|--|--|----|----|-----|--|--|--|--|-----|--|--|-------------------------------|
| 19-7678 | | | F | | | | | | 42 | 78 | | | | | | 40 | | | +ABS |
| 19-8186 | | | R | | | | | | | | 139 | | | | | 106 | | | +Electric Powersteering, +ABS |

LADA

110 (2110)/ Vega 1/95-12/12

1.5 (52 kW) Eng.2111 6/96-9/04

| | | | | | | | | | | | | | | | | | | | |
|---------|--|--|---|--|--|--|--|--|----|----|--|--|--|--|--|----|--|--|--|
| 19-2157 | | | F | | | | | | 34 | 64 | | | | | | 37 | | | |
|---------|--|--|---|--|--|--|--|--|----|----|--|--|--|--|--|----|--|--|--|

LADA

| METELLI ref | Spare Parts | | F/R | L/R | | | ABS | A | B | C | D | E | F | G | H | I | L | M | Fig | NOTE |
|---|-------------|--|-----|-----|--|--|-----|---|---|----|----|---|---|---|---|---|----|---|-----|------|
| 19-2552 | | | R | | | | | | | 30 | 60 | | | | | | 37 | | | |
| 1.5 (54 kW) Eng.2110 1/95-12/05 | | | | | | | | | | | | | | | | | | | | |
| 19-2157 | | | F | | | | | | | 34 | 64 | | | | | | 37 | | | |
| 19-2552 | | | R | | | | | | | 30 | 60 | | | | | | 37 | | | |
| 1.5 (56 kW) Eng.2111 10/00-12/05 | | | | | | | | | | | | | | | | | | | | |
| 19-2157 | | | F | | | | | | | 34 | 64 | | | | | | 37 | | | |
| 19-2552 | | | R | | | | | | | 30 | 60 | | | | | | 37 | | | |
| 1.5 (57 kW) Eng.2111 1/95-12/05 | | | | | | | | | | | | | | | | | | | | |
| 19-2157 | | | F | | | | | | | 34 | 64 | | | | | | 37 | | | |
| 19-2552 | | | R | | | | | | | 30 | 60 | | | | | | 37 | | | |
| 1.5 16V (67 kW) Eng.2112 10/00-12/10 | | | | | | | | | | | | | | | | | | | | |
| 19-2157 | | | F | | | | | | | 34 | 64 | | | | | | 37 | | | |
| 19-2552 | | | R | | | | | | | 30 | 60 | | | | | | 37 | | | |
| 1.5 16V (70 kW) Eng.2112 1/95-12/05 | | | | | | | | | | | | | | | | | | | | |
| 19-2157 | | | F | | | | | | | 34 | 64 | | | | | | 37 | | | |
| 19-2552 | | | R | | | | | | | 30 | 60 | | | | | | 37 | | | |
| 1.6 (60 kW) Eng.21114 1/00-12/12 | | | | | | | | | | | | | | | | | | | | |
| 19-2157 | | | F | | | | | | | 34 | 64 | | | | | | 37 | | | |
| 19-2552 | | | R | | | | | | | 30 | 60 | | | | | | 37 | | | |
| 1.6 (66 kW) Eng.21124 1/00-12/08 | | | | | | | | | | | | | | | | | | | | |
| 19-2157 | | | F | | | | | | | 34 | 64 | | | | | | 37 | | | |
| 19-2552 | | | R | | | | | | | 30 | 60 | | | | | | 37 | | | |
| 1.6 (72 kW) Eng.21114 1/95-12/07 | | | | | | | | | | | | | | | | | | | | |
| 19-2157 | | | F | | | | | | | 34 | 64 | | | | | | 37 | | | |
| 19-2552 | | | R | | | | | | | 30 | 60 | | | | | | 37 | | | |
| 1.6 16V (67 kW) Eng.21124 10/04-12/10 | | | | | | | | | | | | | | | | | | | | |
| 19-2157 | | | F | | | | | | | 34 | 64 | | | | | | 37 | | | |
| 19-2552 | | | R | | | | | | | 30 | 60 | | | | | | 37 | | | |

LADA

| METELLI ref | Spare Parts | | F/R | L/R | | | ABS | A | B | C | D | E | F | G | H | I | L | M | Fig | NOTE |
|--|-------------|--|-----|-----|--|--|-----|---|---|----|----|---|---|---|---|---|---|---|-----|------|
| 1.6 (60 kW) Eng.21114 9/04-2/09 | | | | | | | | | | | | | | | | | | | | |
| 19-2157 | | | F | | | | | | | 34 | 64 | | | | | | | | 37 | |
| 19-2552 | | | R | | | | | | | 30 | 60 | | | | | | | | 37 | |
| 1.6 (66 kW) Eng.21124 9/04-12/07 | | | | | | | | | | | | | | | | | | | | |
| 19-2157 | | | F | | | | | | | 34 | 64 | | | | | | | | 37 | |
| 19-2552 | | | R | | | | | | | 30 | 60 | | | | | | | | 37 | |
| 112 (2112) 1/95-12/11 | | | | | | | | | | | | | | | | | | | | |
| 1.5 (56 kW) Eng.2111 10/00-12/05 | | | | | | | | | | | | | | | | | | | | |
| 19-2157 | | | F | | | | | | | 34 | 64 | | | | | | | | 37 | |
| 19-2552 | | | R | | | | | | | 30 | 60 | | | | | | | | 37 | |
| 1.5 (57 kW) Eng.2111 1/95-9/04 | | | | | | | | | | | | | | | | | | | | |
| 19-2157 | | | F | | | | | | | 34 | 64 | | | | | | | | 37 | |
| 19-2552 | | | R | | | | | | | 30 | 60 | | | | | | | | 37 | |
| 1.5 16V (67 kW) Eng.2112 10/00-12/05 | | | | | | | | | | | | | | | | | | | | |
| 19-2157 | | | F | | | | | | | 34 | 64 | | | | | | | | 37 | |
| 19-2552 | | | R | | | | | | | 30 | 60 | | | | | | | | 37 | |
| 1.5 16V (70 kW) Eng.2112 1/95-9/00 | | | | | | | | | | | | | | | | | | | | |
| 19-2157 | | | F | | | | | | | 34 | 64 | | | | | | | | 37 | |
| 19-2552 | | | R | | | | | | | 30 | 60 | | | | | | | | 37 | |
| 1.6 (60 kW) Eng.21114 1/05-12/11 | | | | | | | | | | | | | | | | | | | | |
| 19-2157 | | | F | | | | | | | 34 | 64 | | | | | | | | 37 | |
| 19-2552 | | | R | | | | | | | 30 | 60 | | | | | | | | 37 | |
| 1.6 (66 kW) Eng.21124 3/06-12/08 | | | | | | | | | | | | | | | | | | | | |
| 19-2157 | | | F | | | | | | | 34 | 64 | | | | | | | | 37 | |
| 19-2552 | | | R | | | | | | | 30 | 60 | | | | | | | | 37 | |

LADA

| METELLI ref | Spare Parts | | F/R | L/R | | | ABS | A | B | C | D | E | F | G | H | I | L | M | Fig | NOTE |
|--|-------------|--|-----|-----|--|--|-----|---|---|----|----|---|---|---|---|---|---|----|-----|------|
| 1200-1500 SW / Zhiguli 9/73-6/04 | | | | | | | | | | | | | | | | | | | | |
| 1200 (VAZ, WAS2102) (44 kW) Eng.2101 9/73-8/84 | | | | | | | | | | | | | | | | | | | | |
| 19-2550 | | | R | | | | | | | 30 | 72 | | | | | | | 19 | | |
| 1500 (VAZ2102) (55 kW) Eng.BA3 2103 (01.75-06.85) 9/73-6/85 | | | | | | | | | | | | | | | | | | | | |
| 19-2550 | | | R | | | | | | | 30 | 72 | | | | | | | 19 | | |
| 1200-1600 / Zhiguli 1/70-1/70 | | | | | | | | | | | | | | | | | | | | |
| 1200 L/S (VAZ, WAS2101) (44 kW) Eng.2101 1/70-6/86 | | | | | | | | | | | | | | | | | | | | |
| 19-2550 | | | R | | | | | | | 30 | 72 | | | | | | | 19 | | |
| 1300 (VAZ2101) (48 kW) Eng.BA3 21011 (05.78-12.80), VAZ-21011 5/78-1/87 | | | | | | | | | | | | | | | | | | | | |
| 19-2550 | | | R | | | | | | | 30 | 72 | | | | | | | 19 | | |
| 1300 (WAS21011) (51 kW) Eng.BA3 2105 (05.81-08.84) 8/74-8/84 | | | | | | | | | | | | | | | | | | | | |
| 19-2550 | | | R | | | | | | | 30 | 72 | | | | | | | 19 | | |
| 1500 (WAS2103, WAS2106) (55 kW) Eng.BA3 2103 (01.75-08.84) 9/72-8/84 | | | | | | | | | | | | | | | | | | | | |
| 19-2550 | | | R | | | | | | | 30 | 72 | | | | | | | 19 | | |
| 1500 N/S (VAZ2103) (55 kW) Eng.BA3 2103 (11.75-10.86) 11/75-10/86 | | | | | | | | | | | | | | | | | | | | |
| 19-2550 | | | R | | | | | | | 30 | 72 | | | | | | | 19 | | |
| 1600 (WAS2106) (58 kW) Eng.BA3 2106 9/72-8/84 | | | | | | | | | | | | | | | | | | | | |
| 19-2550 | | | R | | | | | | | 30 | 72 | | | | | | | 19 | | |
| 1600 N/L (VAZ2106, VAZ2103) (57 kW) Eng.BA3 2106 (03.79-10.86) 3/79-12/05 | | | | | | | | | | | | | | | | | | | | |
| 19-2550 | | | R | | | | | | | 30 | 72 | | | | | | | 19 | | |
| Granta (2190) 10/11-1/70 | | | | | | | | | | | | | | | | | | | | |
| 1.6 (60 kW) Eng.11183 10/11-1/70 | | | | | | | | | | | | | | | | | | | | |
| 19-2552 | | | R | | | | | | | 30 | 60 | | | | | | | 37 | | |
| 1.6 (64 kW) Eng.11186 10/11-1/70 | | | | | | | | | | | | | | | | | | | | |
| 19-2552 | | | R | | | | | | | 30 | 60 | | | | | | | 37 | | |

LADA

| METELLI ref | Spare Parts | F/R | L/R | ABS | A | B | C | D | E | F | G | H | I | L | M | Fig | NOTE |
|--|-------------|-----|-----|-----|---|---|----|----|---|---|---|---|---|----|---|-----|------|
| 1.6 (72 kW) Eng.21126 10/11-1/70 | | | | | | | | | | | | | | | | | |
| 19-2552 | | R | | | | | 30 | 60 | | | | | | 37 | | | |
| 1.6 (78 kW) Eng.21127 7/13-1/70 | | | | | | | | | | | | | | | | | |
| 19-2552 | | R | | | | | 30 | 60 | | | | | | 37 | | | |
| 1.6 Sport (87 kW) Eng.21126 7/13-9/18 | | | | | | | | | | | | | | | | | |
| 19-2552 | | R | | | | | 30 | 60 | | | | | | 37 | | | |
| 1.6 Sport (219059) (84 kW) Eng.21126 4/16-1/19 | | | | | | | | | | | | | | | | | |
| 19-2552 | | R | | | | | 30 | 60 | | | | | | 37 | | | |
| Granta Liftback (2191) 8/14-1/70 | | | | | | | | | | | | | | | | | |
| 1.6 (64 kW) Eng.11186, 21116 8/14-1/70 | | | | | | | | | | | | | | | | | |
| 19-2552 | | R | | | | | 30 | 60 | | | | | | 37 | | | |
| 1.6 (72 kW) Eng.21126 8/14-1/70 | | | | | | | | | | | | | | | | | |
| 19-2552 | | R | | | | | 30 | 60 | | | | | | 37 | | | |
| 1.6 (78 kW) Eng.21127 8/14-1/70 | | | | | | | | | | | | | | | | | |
| 19-2552 | | R | | | | | 30 | 60 | | | | | | 37 | | | |
| Kalina I Hatchback (1119) 10/04-12/13 | | | | | | | | | | | | | | | | | |
| 1.4 16V (66 kW) Eng.11194 11/08-12/13 | | | | | | | | | | | | | | | | | |
| 19-2552 | | R | | | | | 30 | 60 | | | | | | 37 | | | |
| 1.4 16V LPG (65 kW) Eng.11194 11/08-12/13 | | | | | | | | | | | | | | | | | |
| 19-2552 | | R | | | | | 30 | 60 | | | | | | 37 | | | |
| 1.6 (60 kW) Eng.21114 10/04-12/13 | | | | | | | | | | | | | | | | | |
| 19-2552 | | R | | | | | 30 | 60 | | | | | | 37 | | | |
| 1.6 (62 kW) Eng.VAZ1110 1/10-12/13 | | | | | | | | | | | | | | | | | |
| 19-2552 | | R | | | | | 30 | 60 | | | | | | 37 | | | |
| 1.6 (66 kW) Eng.11186 10/04-12/13 | | | | | | | | | | | | | | | | | |
| 19-2552 | | R | | | | | 30 | 60 | | | | | | 37 | | | |

LADA

| METELLI ref | Spare Parts | | F/R | L/R | | | ABS | A | B | C | D | E | F | G | H | I | L | M | Fig | NOTE |
|---|-------------|--|-----|-----|--|--|-----|---|---|----|----|---|---|---|---|---|---|----|-----|------|
| 1.6 (72 kW) Eng.21126 9/06-6/13 | | | | | | | | | | | | | | | | | | | | |
| 19-2552 | | | R | | | | | | | 30 | 60 | | | | | | | 37 | | |
| 1.6 Sport (87 kW) Eng.21126-77 6/13-12/13 | | | | | | | | | | | | | | | | | | | | |
| 19-2552 | | | R | | | | | | | 30 | 60 | | | | | | | 37 | | |
| Kalina I Sedan (1118) 10/04-1/70 | | | | | | | | | | | | | | | | | | | | |
| 1.4 16V (66 kW) Eng.11194 9/06-12/13 | | | | | | | | | | | | | | | | | | | | |
| 19-2552 | | | R | | | | | | | 30 | 60 | | | | | | | 37 | | |
| 1.4 16V LPG (65 kW) Eng.11194 11/08-12/13 | | | | | | | | | | | | | | | | | | | | |
| 19-2552 | | | R | | | | | | | 30 | 60 | | | | | | | 37 | | |
| 1.6 (60 kW) Eng.11183, 21114 10/04-12/13 | | | | | | | | | | | | | | | | | | | | |
| 19-2552 | | | R | | | | | | | 30 | 60 | | | | | | | 37 | | |
| 1.6 (62 kW) Eng.VAZ1110 1/10-12/13 | | | | | | | | | | | | | | | | | | | | |
| 19-2552 | | | R | | | | | | | 30 | 60 | | | | | | | 37 | | |
| 1.6 (66 kW) Eng.11186 10/04-12/13 | | | | | | | | | | | | | | | | | | | | |
| 19-2552 | | | R | | | | | | | 30 | 60 | | | | | | | 37 | | |
| 1.6 (72 kW) Eng.21126 10/04-12/13 | | | | | | | | | | | | | | | | | | | | |
| 19-2552 | | | R | | | | | | | 30 | 60 | | | | | | | 37 | | |
| Kalina I SW (1117) 10/04-1/70 | | | | | | | | | | | | | | | | | | | | |
| 1.4 16V (66 kW) Eng.11194 11/08-12/13 | | | | | | | | | | | | | | | | | | | | |
| 19-2552 | | | R | | | | | | | 30 | 60 | | | | | | | 37 | | |
| 1.4 16V LPG (65 kW) Eng.11194 11/08-12/13 | | | | | | | | | | | | | | | | | | | | |
| 19-2552 | | | R | | | | | | | 30 | 60 | | | | | | | 37 | | |
| 1.6 (60 kW) Eng.21114 10/07-12/13 | | | | | | | | | | | | | | | | | | | | |
| 19-2552 | | | R | | | | | | | 30 | 60 | | | | | | | 37 | | |
| 1.6 (62 kW) Eng.VAZ1110 1/10-12/13 | | | | | | | | | | | | | | | | | | | | |
| 19-2552 | | | R | | | | | | | 30 | 60 | | | | | | | 37 | | |

LADA

| METELLI ref | Spare Parts | F/R | L/R | ABS | A | B | C | D | E | F | G | H | I | L | M | Fig | NOTE |
|--|-------------|-----|-----|-----|---|---|----|----|---|---|---|---|---|----|---|-----|------|
| 1.6 (72 kW) Eng.21126 10/04-12/13 | | | | | | | | | | | | | | | | | |
| 19-2552 | | R | | | | | 30 | 60 | | | | | | 37 | | | |
| EL (60 kW) Eng.- 12/12-12/13 | | | | | | | | | | | | | | | | | |
| 19-2552 | | R | | | | | 30 | 60 | | | | | | 37 | | | |
| Kalina II Hatchback (2192) 6/13-1/70 | | | | | | | | | | | | | | | | | |
| 1.6 (64 kW) Eng.11186 6/13-9/18 | | | | | | | | | | | | | | | | | |
| 19-2552 | | R | | | | | 30 | 60 | | | | | | 37 | | | |
| 1.6 (72 kW) Eng.21126 6/13-8/18 | | | | | | | | | | | | | | | | | |
| 19-2552 | | R | | | | | 30 | 60 | | | | | | 37 | | | |
| 1.6 (78 kW) Eng.21127 6/13-9/18 | | | | | | | | | | | | | | | | | |
| 19-2552 | | R | | | | | 30 | 60 | | | | | | 37 | | | |
| 1.6 NFR (100 kW) Eng.21126-81 9/16-12/17 | | | | | | | | | | | | | | | | | |
| 19-2552 | | R | | | | | 30 | 60 | | | | | | 37 | | | |
| 1.6 Sport (87 kW) Eng.21126-79 4/17-8/18 | | | | | | | | | | | | | | | | | |
| 19-2552 | | R | | | | | 30 | 60 | | | | | | 37 | | | |
| Kalina II SW (2194) 11/13-1/70 | | | | | | | | | | | | | | | | | |
| 1.6 (64 kW) Eng.11186 11/13-9/18 | | | | | | | | | | | | | | | | | |
| 19-2552 | | R | | | | | 30 | 60 | | | | | | 37 | | | |
| 1.6 (72 kW) Eng.21126 11/13-9/18 | | | | | | | | | | | | | | | | | |
| 19-2552 | | R | | | | | 30 | 60 | | | | | | 37 | | | |
| 1.6 (78 kW) Eng.21127 11/13-9/18 | | | | | | | | | | | | | | | | | |
| 19-2552 | | R | | | | | 30 | 60 | | | | | | 37 | | | |
| Nadeschda (2120) 12/97-12/06 | | | | | | | | | | | | | | | | | |
| 1.7 (60 kW) Eng.21213 12/97-12/06 | | | | | | | | | | | | | | | | | |
| 19-2551 | | R | | | | | 40 | 80 | | | | | | 23 | | | |

LADA

| METELLI ref | Spare Parts | | F/R | L/R | | | ABS | A | B | C | D | E | F | G | H | I | L | M | Fig | NOTE |
|--|-------------|--|-----|-----|--|--|-----|---|---|----|----|---|---|---|---|----|----|---|-----|------|
| 1.7 i (59 kW) Eng.21214-27 12/97-12/06 | | | | | | | | | | | | | | | | | | | | |
| 19-2551 | | | R | | | | | | | 40 | 80 | | | | | | 23 | | | |
| 1.8 (60 kW) Eng.2130 12/97-12/06 | | | | | | | | | | | | | | | | | | | | |
| 19-2551 | | | R | | | | | | | 40 | 80 | | | | | | 23 | | | |
| 1.8 i (67 kW) Eng.VAZ-2130.1 12/97-12/06 | | | | | | | | | | | | | | | | | | | | |
| 19-2551 | | | R | | | | | | | 40 | 80 | | | | | | 23 | | | |
| Niva I Close Off-Road (2121, 2131)/ Taiga 1/74-1/70 | | | | | | | | | | | | | | | | | | | | |
| 1.6 (55 kW) Eng.2121 7/77-10/91 | | | | | | | | | | | | | | | | | | | | |
| 19-2551 | | | R | | | | | | | 40 | 80 | | | | | | 23 | | | |
| 1.8 (60 kW) Eng.2130 1/87-12/11 | | | | | | | | | | | | | | | | | | | | |
| 19-2551 | | | R | | | | | | | 40 | 80 | | | | | | 23 | | | |
| 1.8 21213 (67 kW) Eng.2131 1/87-12/11 | | | | | | | | | | | | | | | | | | | | |
| 19-2551 | | | R | | | | | | | 40 | 80 | | | | | | 23 | | | |
| 1600 (56 kW) Eng.2121 12/76-12/93 | | | | | | | | | | | | | | | | | | | | |
| 19-2158 | | | F | | | | | | | 40 | 68 | | | | | 19 | 19 | | | |
| 19-2551 | | | R | | | | | | | 40 | 80 | | | | | | 23 | | | |
| 1600 (57 kW) Eng.2121 11/91-12/93 | | | | | | | | | | | | | | | | | | | | |
| 19-2551 | | | R | | | | | | | 40 | 80 | | | | | | 23 | | | |
| 1600 4x4 (54 kW) Eng.2121 1/87-3/95 | | | | | | | | | | | | | | | | | | | | |
| 19-2158 | | | F | | | | | | | 40 | 68 | | | | | 19 | 19 | | | |
| 19-2551 | | | R | | | | | | | 40 | 80 | | | | | | 23 | | | |
| 1700 i (59 kW) Eng.21213, 21214 6/96-12/06 | | | | | | | | | | | | | | | | | | | | |
| 19-2158 | | | F | | | | | | | 40 | 68 | | | | | 19 | 19 | | | |
| 19-2551 | | | R | | | | | | | 40 | 80 | | | | | | 23 | | | |
| 1700 i 4x4 (60 kW) Eng.21213, 21214 10/00-12/15 | | | | | | | | | | | | | | | | | | | | |
| 19-2158 | | | F | | | | | | | 40 | 68 | | | | | 19 | 19 | | | |
| 19-2551 | | | R | | | | | | | 40 | 80 | | | | | | 23 | | | |

LADA

| METELLI ref | Spare Parts | | F/R | L/R | | | ABS | A | B | C | D | E | F | G | H | I | L | M | Fig | NOTE |
|---|-------------|--|-----|-----|--|--|-----|---|---|----|----|---|---|---|---|----|----|---|-----|------|
| 1700 i 4x4 (61 kW) Eng.21214 5/04-1/70 | | | | | | | | | | | | | | | | | | | | |
| 19-2158 | | | F | | | | | | | 40 | 68 | | | | | 19 | 19 | | | |
| 19-2551 | | | R | | | | | | | 40 | 80 | | | | | | 23 | | | |
| 1900 Diesel (48 kW) Eng.XUD9SD 1/93-8/99 | | | | | | | | | | | | | | | | | | | | |
| 19-2158 | | | F | | | | | | | 40 | 68 | | | | | 19 | 19 | | | |
| 19-2551 | | | R | | | | | | | 40 | 80 | | | | | | 23 | | | |
| 1900 Diesel (55 kW) Eng.XUD9SD 1/99-12/06 | | | | | | | | | | | | | | | | | | | | |
| 19-2158 | | | F | | | | | | | 40 | 68 | | | | | 19 | 19 | | | |
| 19-2551 | | | R | | | | | | | 40 | 80 | | | | | | 23 | | | |
| Niva II (2123)/ Taiga 9/02-1/70 | | | | | | | | | | | | | | | | | | | | |
| 1.7 LPG (57 kW) Eng.21214 9/02-12/15 | | | | | | | | | | | | | | | | | | | | |
| 19-2551 | | | R | | | | | | | 40 | 80 | | | | | | 23 | | | |
| Nova (2105)/ Kalinka/ Riva 5/81-4/12 | | | | | | | | | | | | | | | | | | | | |
| 1200 Junior/L (VAZ, WAS2105) (44 kW) Eng.2101 9/81-4/12 | | | | | | | | | | | | | | | | | | | | |
| 19-2550 | | | R | | | | | | | 30 | 72 | | | | | | 19 | | | |
| 1300 Spezial/L (VAZ, WAS2105) (48 kW) Eng.BA3 2105 (05.81-12.93) 5/81-4/12 | | | | | | | | | | | | | | | | | | | | |
| 19-2550 | | | R | | | | | | | 30 | 72 | | | | | | 19 | | | |
| 1500 Special (VAZ2105, WAS21053) (55 kW) Eng.BA3 2103 (03.85-12.93) 3/85-4/12 | | | | | | | | | | | | | | | | | | | | |
| 19-2550 | | | R | | | | | | | 30 | 72 | | | | | | 19 | | | |
| 1600 (WAS21074) (56 kW) Eng.BA3 2106 (01.88-12.93) 1/88-10/01 | | | | | | | | | | | | | | | | | | | | |
| 19-2550 | | | R | | | | | | | 30 | 72 | | | | | | 19 | | | |
| Nova SW (2104)/ Kalinka/ Riva 9/84-4/12 | | | | | | | | | | | | | | | | | | | | |
| 1300 (48 kW) Eng.BA3 2105 (09.85-12.90) 9/85-12/94 | | | | | | | | | | | | | | | | | | | | |
| 19-2550 | | | R | | | | | | | 30 | 72 | | | | | | 19 | | | |
| 1500 (49 kW) Eng.BA3 2103 8/94-4/12 | | | | | | | | | | | | | | | | | | | | |
| 19-2550 | | | R | | | | | | | 30 | 72 | | | | | | 19 | | | |

LADA

| METELLI ref | Spare Parts | | F/R | L/R | | | ABS | A | B | C | D | E | F | G | H | I | L | M | Fig | NOTE |
|---|-------------|--|-----|-----|--|--|-----|---|---|----|----|---|---|---|---|---|---|---|-----|------|
| 1.6 LPG (71 kW) Eng.21126 3/09-9/16 | | | | | | | | | | | | | | | | | | | | |
| 19-2552 | | | R | | | | | | | 30 | 60 | | | | | | | | 37 | |
| Priora SW (2171) 10/09-1/70 | | | | | | | | | | | | | | | | | | | | |
| 1.6 (72 kW) Eng.21126 10/09-12/15 | | | | | | | | | | | | | | | | | | | | |
| 19-2552 | | | R | | | | | | | 30 | 60 | | | | | | | | 37 | |
| 1.6 (78 kW) Eng.21127 2/14-12/15 | | | | | | | | | | | | | | | | | | | | |
| 19-2552 | | | R | | | | | | | 30 | 60 | | | | | | | | 37 | |
| Samara (2108, 2109, 2115, 2113, 2114) 1/86-12/13 | | | | | | | | | | | | | | | | | | | | |
| 1.5 (56 kW) Eng.2111 4/96-12/13 | | | | | | | | | | | | | | | | | | | | |
| 19-2157 | | | F | | | | | | | 34 | 64 | | | | | | | | 37 | |
| 19-2552 | | | R | | | | | | | 30 | 60 | | | | | | | | 37 | |
| 1.5 (59 kW) Eng.2111 8/03-12/06 | | | | | | | | | | | | | | | | | | | | |
| 19-2157 | | | F | | | | | | | 34 | 64 | | | | | | | | 37 | |
| 19-2552 | | | R | | | | | | | 30 | 60 | | | | | | | | 37 | |
| 1.6 (60 kW) Eng.11183 2/09-12/13 | | | | | | | | | | | | | | | | | | | | |
| 19-2157 | | | F | | | | | | | 34 | 64 | | | | | | | | 37 | |
| 19-2552 | | | R | | | | | | | 30 | 60 | | | | | | | | 37 | |
| 1100 (39 kW) Eng.BA3 21081 (02.88-12.93) 2/88-12/94 | | | | | | | | | | | | | | | | | | | | |
| 19-2157 | | | F | | | | | | | 34 | 64 | | | | | | | | 37 | |
| 19-2552 | | | R | | | | | | | 30 | 60 | | | | | | | | 37 | |
| 1100 (43 kW) Eng.BA3 21081 2/96-8/99 | | | | | | | | | | | | | | | | | | | | |
| 19-2157 | | | F | | | | | | | 34 | 64 | | | | | | | | 37 | |
| 19-2552 | | | R | | | | | | | 30 | 60 | | | | | | | | 37 | |
| 1300 (45 kW) Eng.BA3 2108 9/91-8/99 | | | | | | | | | | | | | | | | | | | | |
| 19-2157 | | | F | | | | | | | 34 | 64 | | | | | | | | 37 | |
| 19-2552 | | | R | | | | | | | 30 | 60 | | | | | | | | 37 | |

LADA

| METELLI ref | Spare Parts | | F/R | L/R | | | ABS | A | B | C | D | E | F | G | H | I | L | M | Fig | NOTE |
|--|-------------|--|-----|-----|--|--|-----|---|---|----|----|---|---|---|---|---|---|---|-----|------|
| 1.5 (59 kW) Eng.2111 8/03-12/06 | | | | | | | | | | | | | | | | | | | | |
| 19-2157 | | | F | | | | | | | 34 | 64 | | | | | | | | 37 | |
| 19-2552 | | | R | | | | | | | 30 | 60 | | | | | | | | 37 | |
| 1100 (39 kW) Eng.BA3 21081 7/91-8/99 | | | | | | | | | | | | | | | | | | | | |
| 19-2157 | | | F | | | | | | | 34 | 64 | | | | | | | | 37 | |
| 19-2552 | | | R | | | | | | | 30 | 60 | | | | | | | | 37 | |
| 1300 (45 kW) Eng.BA3 2108 (07.91-.) 7/91-8/99 | | | | | | | | | | | | | | | | | | | | |
| 19-2157 | | | F | | | | | | | 34 | 64 | | | | | | | | 37 | |
| 19-2552 | | | R | | | | | | | 30 | 60 | | | | | | | | 37 | |
| 1300 (46 kW) Eng.BA3 2108 5/90-8/99 | | | | | | | | | | | | | | | | | | | | |
| 19-2157 | | | F | | | | | | | 34 | 64 | | | | | | | | 37 | |
| 19-2552 | | | R | | | | | | | 30 | 60 | | | | | | | | 37 | |
| 1300 (48 kW) Eng.BA3 2108 (05.89-.) 5/89-7/97 | | | | | | | | | | | | | | | | | | | | |
| 19-2157 | | | F | | | | | | | 34 | 64 | | | | | | | | 37 | |
| 19-2552 | | | R | | | | | | | 30 | 60 | | | | | | | | 37 | |
| 1300 (50 kW) Eng.BA3 21115 6/95-12/06 | | | | | | | | | | | | | | | | | | | | |
| 19-2157 | | | F | | | | | | | 34 | 64 | | | | | | | | 37 | |
| 19-2552 | | | R | | | | | | | 30 | 60 | | | | | | | | 37 | |
| 1500 (50 kW) Eng.21083 7/91-12/96 | | | | | | | | | | | | | | | | | | | | |
| 19-2157 | | | F | | | | | | | 34 | 64 | | | | | | | | 37 | |
| 19-2552 | | | R | | | | | | | 30 | 60 | | | | | | | | 37 | |
| 1500 (52 kW) Eng.2111 11/94-12/06 | | | | | | | | | | | | | | | | | | | | |
| 19-2157 | | | F | | | | | | | 34 | 64 | | | | | | | | 37 | |
| 19-2552 | | | R | | | | | | | 30 | 60 | | | | | | | | 37 | |
| 1500 (53 kW) Eng.21083 9/91-12/96 | | | | | | | | | | | | | | | | | | | | |
| 19-2157 | | | F | | | | | | | 34 | 64 | | | | | | | | 37 | |
| 19-2552 | | | R | | | | | | | 30 | 60 | | | | | | | | 37 | |

LADA

| METELLI ref | Spare Parts | | F/R | L/R | | ABS | A | B | C | D | E | F | G | H | I | L | M | Fig | NOTE |
|---|-------------|--|-----|-----|--|-----|---|---|----|----|---|---|---|---|---|---|---|-----|------|
| Toscana (2107) 5/82-1/70 | | | | | | | | | | | | | | | | | | | |
| 1300 (48 kW) Eng.BA3 2105 (12.85-12.93) 12/85-5/12 | | | | | | | | | | | | | | | | | | | |
| 19-2550 | | | R | | | | | | 30 | 72 | | | | | | | | 19 | |
| 1500 (55 kW) Eng.BA3 2103 (09.83-02.93) 9/83-2/93 | | | | | | | | | | | | | | | | | | | |
| 19-2550 | | | R | | | | | | 30 | 72 | | | | | | | | 19 | |

LANCIA

A 112 3/78-12/86

0.9 Junior (A112B/2) (29 kW) Eng.A112 A.000, A112 A5.000, A112 B2.000 3/81-6/86

| | | | | | | | | | | | | | | | | | | | |
|--|--|--------|---|--|--|--|--|--|----|----|-----|--|--|--|--|--|--|------|--|
| 19-1554 | | | F | | | | | | 30 | 60 | | | | | | | | 37 | |
| 19-1614 | | 05/84- | R | | | | | | 30 | | 117 | | | | | | | 60,6 | |
| 1.0 Abarth (A112B2/5) (51 kW) Eng.A112 A2.000 3/78-2/84 | | | | | | | | | | | | | | | | | | | |
| 19-1554 | | | F | | | | | | 30 | 60 | | | | | | | | 37 | |
| 1.0 LX (35 kW) Eng.A112 B1.000 3/84-12/86 | | | | | | | | | | | | | | | | | | | |
| 19-1554 | | | F | | | | | | 30 | 60 | | | | | | | | 37 | |
| 19-1614 | | 05/84- | R | | | | | | 30 | | 117 | | | | | | | 60,6 | |

Dedra (835_) 1/89-7/99

1.6 16V (835EI) (76 kW) Eng.182 A4.000 1/96-7/99

| | | | | | | | | | | | | | | | | | | | |
|--|--|--------|---|--|--|--|--|--|----|----|-----|--|--|--|--|--|--|------|--------|
| 19-1575 | | | F | | | | | | 37 | 72 | | | | | | | | 37 | |
| 19-1617 | | | R | | | | | | 30 | | 117 | | | | | | | 60,6 | -ABS |
| 1.6 i.e. (835AA) (66 kW) Eng.835 A1.000 8/89-6/94 | | | | | | | | | | | | | | | | | | | |
| 19-1617 | | -01/93 | R | | | | | | 30 | | 117 | | | | | | | 60,6 | +/-ABS |
| 1.6 i.e. (835AB) (57 kW) Eng.835 A1.046 8/89-3/93 | | | | | | | | | | | | | | | | | | | |
| 19-1617 | | -01/93 | R | | | | | | 30 | | 117 | | | | | | | 60,6 | +/-ABS |
| 1.6 i.e. (835AN) (55 kW) Eng.835 C1.000 4/93-7/99 | | | | | | | | | | | | | | | | | | | |
| 19-1617 | | | R | | | | | | 30 | | 117 | | | | | | | 60,6 | -ABS |

LANCIA

| METELLI ref | Spare Parts | | F/R | L/R | | | ABS | A | B | C | D | E | F | G | H | I | L | M | Fig | NOTE |
|--|-------------|--------|-----|-----|--|--|-----|---|---|----|----|-----|---|---|---|---|------|---|-----|--------|
| 1.6 LE Cat (835EB) (66 kW) Eng.159 B9.000 7/94-7/99 | | | | | | | | | | | | | | | | | | | | |
| 19-1617 | | | R | | | | | | | 30 | | 117 | | | | | 60,6 | | | -ABS |
| 1.8 16V LE (835FG) (83 kW) Eng.182 A2.000 (03.96-) 3/96-7/99 | | | | | | | | | | | | | | | | | | | | |
| 19-1575 | | | F | | | | | | | 37 | 72 | | | | | | 37 | | | |
| 19-1617 | | | R | | | | | | | 30 | | 117 | | | | | 60,6 | | | -ABS |
| 1.8 GT 16V (835EH) (96 kW) Eng.183 A1.000 (03.96-) 3/96-7/99 | | | | | | | | | | | | | | | | | | | | |
| 19-1575 | | | F | | | | | | | 37 | 72 | | | | | | 37 | | | |
| 19-1617 | | | R | | | | | | | 30 | | 117 | | | | | 60,6 | | | -ABS |
| 1.8 i.e. (835AC, 835BC) (80 kW) Eng.835 A2.000 9/89-6/94 | | | | | | | | | | | | | | | | | | | | |
| 19-1575 | | | F | | | | | | | 37 | 72 | | | | | | 37 | | | |
| 19-1617 | | -01/93 | R | | | | | | | 30 | | 117 | | | | | 60,6 | | | +/-ABS |
| 1.8 i.e. (835AT) (66 kW) Eng.835 C5.000 8/93-7/99 | | | | | | | | | | | | | | | | | | | | |
| 19-1575 | | | F | | | | | | | 37 | 72 | | | | | | 37 | | | |
| 19-1617 | | | R | | | | | | | 30 | | 117 | | | | | 60,6 | | | -ABS |
| 1.8 i.e. (835BD, 835AD) (77 kW) Eng.835 A2.046 9/89-7/99 | | | | | | | | | | | | | | | | | | | | |
| 19-1575 | | | F | | | | | | | 37 | 72 | | | | | | 37 | | | |
| 19-1617 | | -01/93 | R | | | | | | | 30 | | 117 | | | | | 60,6 | | | +/-ABS |
| 1.8 i.e. (835FA) (74 kW) Eng.836 A5.000 7/94-7/99 | | | | | | | | | | | | | | | | | | | | |
| 19-1575 | | | F | | | | | | | 37 | 72 | | | | | | 37 | | | |
| 19-1617 | | | R | | | | | | | 30 | | 117 | | | | | 60,6 | | | -ABS |
| 1.9 TDS (835EE, 835EF) (66 kW) Eng.160 D1.000 (04.89-), 835 A4.000, 835 A4.046 4/89-7/99 | | | | | | | | | | | | | | | | | | | | |
| 19-1573 | | -05/89 | F | | | | | | | 37 | 72 | | | | | | 37 | | | |
| 19-1575 | | 06/89- | F | | | | | | | 37 | 72 | | | | | | 37 | | | |
| 19-1617 | | | R | | | | | | | 30 | | 117 | | | | | 60,6 | | | -ABS |
| 2.0 16V (835ED) (102 kW) Eng.836 A3.000 7/94-7/99 | | | | | | | | | | | | | | | | | | | | |
| 19-1575 | | | F | | | | | | | 37 | 72 | | | | | | 37 | | | |
| 19-1617 | | | R | | | | | | | 30 | | 117 | | | | | 60,6 | | | -ABS |
| 2.0 HF Integrale (835AP) (124 kW) Eng.835 A7.046 11/90-7/94 | | | | | | | | | | | | | | | | | | | | |
| 19-1573 | | | R | | | | | | | 37 | 72 | | | | | | 37 | | | |

LANCIA

| METELLI ref | Spare Parts | F/R | L/R | ABS | A | B | C | D | E | F | G | H | I | L | M | Fig | NOTE |
|---|-------------|-----|-----|-----|---|---|----|----|-----|---|---|---|---|------|---|-----|------|
| 19-1575 | | F | | | | | 37 | 72 | | | | | | 37 | | | |
| 2.0 i.e. (835AI) (86 kW) Eng.835 A5.000 9/89-7/92 | | | | | | | | | | | | | | | | | |
| 19-1575 | | F | | | | | 37 | 72 | | | | | | 37 | | | |
| 19-1617 | | R | | | | | 30 | | 117 | | | | | 60,6 | | | -ABS |
| 2.0 i.e. (835AL) (83 kW) Eng.835 A5.046 9/89-7/99 | | | | | | | | | | | | | | | | | |
| 19-1575 | | F | | | | | 37 | 72 | | | | | | 37 | | | |
| 19-1617 | | R | | | | | 30 | | 117 | | | | | 60,6 | | | -ABS |
| 2.0 i.e. Turbo (835AR) (119 kW) Eng.835 A8.046 4/91-7/99 | | | | | | | | | | | | | | | | | |
| 19-1575 | | F | | | | | 37 | 72 | | | | | | 37 | | | |
| 19-1617 | | R | | | | | 30 | | 117 | | | | | 60,6 | | | -ABS |
| 2.0 i.e. Turbo Integrale (835AO) (121 kW) Eng.835 A7.000 4/90-8/91 | | | | | | | | | | | | | | | | | |
| 19-1573 | | R | | | | | 37 | 72 | | | | | | 37 | | | |
| 19-1575 | | F | | | | | 37 | 72 | | | | | | 37 | | | |
| 2.0 Turbo (835AQ) (130 kW) Eng.835 A8.000 11/90-6/94 | | | | | | | | | | | | | | | | | |
| 19-1575 | | F | | | | | 37 | 72 | | | | | | 37 | | | |
| 19-1617 | | R | | | | | 30 | | 117 | | | | | 60,6 | | | -ABS |
| Dedra SW (835_) 7/94-7/99 | | | | | | | | | | | | | | | | | |
| 1.6 (835EB) (66 kW) Eng.159 B9.000 10/94-7/99 | | | | | | | | | | | | | | | | | |
| 19-1617 | | R | | | | | 30 | | 117 | | | | | 60,6 | | | -ABS |
| 1.6 16V (835EI) (76 kW) Eng.182 A4.000 1/96-7/99 | | | | | | | | | | | | | | | | | |
| 19-1575 | | F | | | | | 37 | 72 | | | | | | 37 | | | |
| 19-1617 | | R | | | | | 30 | | 117 | | | | | 60,6 | | | -ABS |
| 1.8 16V LE (835FG) (83 kW) Eng.182 A2.000 (03.96-.) 3/96-7/99 | | | | | | | | | | | | | | | | | |
| 19-1575 | | F | | | | | 37 | 72 | | | | | | 37 | | | |
| 19-1617 | | R | | | | | 30 | | 117 | | | | | 60,6 | | | -ABS |
| 1.8 GT 16V (835EH) (96 kW) Eng.183 A1.000 (03.96-.) 3/96-7/99 | | | | | | | | | | | | | | | | | |
| 19-1575 | | F | | | | | 37 | 72 | | | | | | 37 | | | |
| 19-1617 | | R | | | | | 30 | | 117 | | | | | 60,6 | | | -ABS |

LANCIA

| METELLI ref | Spare Parts | | F/R | L/R | | | ABS | A | B | C | D | E | F | G | H | I | L | M | Fig | NOTE |
|---|-------------|--------|-----|-----|--|--|-----|---|---|----|----|-----|---|---|---|---|---|------|-----|------|
| 1.8 i.e. (835FA) (74 kW) Eng.836 A5.000 7/94-7/99 | | | | | | | | | | | | | | | | | | | | |
| 19-1575 | | | F | | | | | | | 37 | 72 | | | | | | | 37 | | |
| 19-1617 | | | R | | | | | | | 30 | | 117 | | | | | | 60,6 | | -ABS |
| 1.9 TDS (835EE, 835EF) (66 kW) Eng.160 D1.000 (07.94-.), 835 A4.000 7/94-7/99 | | | | | | | | | | | | | | | | | | | | |
| 19-1575 | | | F | | | | | | | 37 | 72 | | | | | | | 37 | | |
| 19-1617 | | | R | | | | | | | 30 | | 117 | | | | | | 60,6 | | -ABS |
| 2.0 16V (835ED) (102 kW) Eng.836 A3.000 7/94-7/99 | | | | | | | | | | | | | | | | | | | | |
| 19-1575 | | | F | | | | | | | 37 | 72 | | | | | | | 37 | | |
| 19-1617 | | | R | | | | | | | 30 | | 117 | | | | | | 60,6 | | -ABS |
| 2.0 Integrale (835ED) (102 kW) Eng.836 A3.000 7/94-7/99 | | | | | | | | | | | | | | | | | | | | |
| 19-1573 | | | R | | | | | | | 37 | 72 | | | | | | | 37 | | |
| 19-1575 | | | F | | | | | | | 37 | 72 | | | | | | | 37 | | |
| Delta I (831_) 9/79-1/94 | | | | | | | | | | | | | | | | | | | | |
| 1.3 (58 kW) Eng.831 A2.000 9/83-8/92 | | | | | | | | | | | | | | | | | | | | |
| 19-1567 | | 03/88- | F | | | | | | | 35 | 68 | | | | | | | 37 | | |
| 19-1614 | | 05/84- | R | | | | | | | 30 | | 117 | | | | | | 60,6 | | |
| 1.3 (831AB.011) (55 kW) Eng.831 A2.000, 831 B.000 9/79-8/92 | | | | | | | | | | | | | | | | | | | | |
| 19-1567 | | 03/88- | F | | | | | | | 35 | 68 | | | | | | | 37 | | |
| 19-1614 | | 05/84- | R | | | | | | | 30 | | 117 | | | | | | 60,6 | | |
| 1.5 (831AB.025) (63 kW) Eng.831 A1.000 (-.04.86), 831 B1.000 (04.86-12.92) 9/79-12/92 | | | | | | | | | | | | | | | | | | | | |
| 19-1567 | | 03/88- | F | | | | | | | 35 | 68 | | | | | | | 37 | | |
| 19-1614 | | 05/84- | R | | | | | | | 30 | | 117 | | | | | | 60,6 | | |
| 1.6 GT i.e. (831AB.010) (66 kW) Eng.149 C2.000 5/87-8/92 | | | | | | | | | | | | | | | | | | | | |
| 19-1567 | | 03/88- | F | | | | | | | 35 | 68 | | | | | | | 37 | | |
| 1.6 GT i.e. (831AB.016) (80 kW) Eng.831 B7.000 8/86-8/88 | | | | | | | | | | | | | | | | | | | | |
| 19-1567 | | 03/88- | F | | | | | | | 35 | 68 | | | | | | | 37 | | |
| 1.6 HF Turbo (122 kW) Eng.- 8/86-5/93 | | | | | | | | | | | | | | | | | | | | |
| 19-1567 | | 03/88- | F | | | | | | | 35 | 68 | | | | | | | 37 | | |

LANCIA

| METELLI ref | Spare Parts | | F/R | L/R | | | ABS | A | B | C | D | E | F | G | H | I | L | M | Fig | NOTE |
|---|-------------|--------|-----|-----|--|--|-----|---|---|----|----|-----|---|---|---|---|---|---|------|------|
| 1.6 HF Turbo (831AB.020) (103 kW) Eng.831 B3.000 8/86-8/88 | | | | | | | | | | | | | | | | | | | | |
| 19-1567 | | 03/88- | F | | | | | | | 35 | 68 | | | | | | | | 37 | |
| 1.6 HF Turbo (831AB.020S) (97 kW) Eng.831 B7.046 4/87-3/89 | | | | | | | | | | | | | | | | | | | | |
| 19-1567 | | 03/88- | F | | | | | | | 35 | 68 | | | | | | | | 37 | |
| 1.9 Turbo DS (831AB.021) (59 kW) Eng.831 D1.000 10/86-12/89 | | | | | | | | | | | | | | | | | | | | |
| 19-1567 | | 03/88- | F | | | | | | | 35 | 68 | | | | | | | | 37 | |
| 2.0 16V HF Evo Integrale (831AB.027) (155 kW) Eng.831 E5.000, 831 E5.046 6/93-1/94 | | | | | | | | | | | | | | | | | | | | |
| 19-1573 | | | F/R | | | | | | | 37 | 72 | | | | | | | | 37 | |
| 2.0 16V HF Integrale (831AB.026) (144 kW) Eng.831 D5.000 3/89-9/91 | | | | | | | | | | | | | | | | | | | | |
| 19-1567 | | | R | | | | | | | 35 | 68 | | | | | | | | 37 | |
| 19-1573 | | | F | | | | | | | 37 | 72 | | | | | | | | 37 | |
| 2.0 HF Integrale (831AB.019) (122 kW) Eng.831 B5.000 11/86-8/88 | | | | | | | | | | | | | | | | | | | | |
| 19-1567 | | 03/88- | R | | | | | | | 35 | 68 | | | | | | | | 37 | |
| 19-1573 | | 01/88- | F | | | | | | | 37 | 72 | | | | | | | | 37 | |
| 2.0 HF Integrale (831AB.024) (133 kW) Eng.831 C5.000 10/87-12/91 | | | | | | | | | | | | | | | | | | | | |
| 19-1567 | | 03/88- | R | | | | | | | 35 | 68 | | | | | | | | 37 | |
| 19-1573 | | 01/88- | F | | | | | | | 37 | 72 | | | | | | | | 37 | |
| 2.0 HF Integrale (831AB.024S, 831AB.028) (130 kW) Eng.831 C5.046 12/86-12/92 | | | | | | | | | | | | | | | | | | | | |
| 19-1567 | | 03/88- | R | | | | | | | 35 | 68 | | | | | | | | 37 | |
| 19-1573 | | 01/88- | F | | | | | | | 37 | 72 | | | | | | | | 37 | |
| Delta II (836_) 6/93-8/99 | | | | | | | | | | | | | | | | | | | | |
| 1.4 i.e. (836AF, 836AH) (51 kW) Eng.160 A1.046, 836 A4.000 (07.95-) 10/94-8/99 | | | | | | | | | | | | | | | | | | | | |
| 19-1553 | | | F | | | | | | | 35 | 72 | | | | | | | | 33 | |
| 19-1617 | | | R | | | | | | | 30 | | 117 | | | | | | | 60,6 | -ABS |
| 1.6 i.e. (836AD) (55 kW) Eng.835 C1.000 6/93-8/99 | | | | | | | | | | | | | | | | | | | | |
| 19-1553 | | | F | | | | | | | 35 | 72 | | | | | | | | 33 | |
| 19-1617 | | | R | | | | | | | 30 | | 117 | | | | | | | 60,6 | -ABS |

LANCIA

| METELLI ref | Spare Parts | | F/R | L/R | | | ABS | A | B | C | D | E | F | G | H | I | L | M | Fig | NOTE |
|--|-------------|--|-----|-----|--|--|-----|---|---|----|----|-----|---|---|---|---|---|------|-----|------|
| 1.6 i.e. (836AP) (66 kW) Eng.182 A6.000 3/96-8/99 | | | | | | | | | | | | | | | | | | | | |
| 19-1553 | | | F | | | | | | | 35 | 72 | | | | | | | 33 | | |
| 19-1617 | | | R | | | | | | | 30 | | 117 | | | | | | 60,6 | | -ABS |
| 1.6 i.e. 16V (836AO) (76 kW) Eng.182 A4.000 1/96-8/99 | | | | | | | | | | | | | | | | | | | | |
| 19-1553 | | | F | | | | | | | 35 | 72 | | | | | | | 33 | | |
| 19-1617 | | | R | | | | | | | 30 | | 117 | | | | | | 60,6 | | -ABS |
| 1.8 i.e. (836AE) (76 kW) Eng.835 C2.000 6/93-8/99 | | | | | | | | | | | | | | | | | | | | |
| 19-1575 | | | F | | | | | | | 37 | 72 | | | | | | | 37 | | |
| 1.8 i.e. (836AG, 836AL) (66 kW) Eng.835 C4.000, 836 A6.000, 836 C4.000 7/94-8/99 | | | | | | | | | | | | | | | | | | | | |
| 19-1575 | | | F | | | | | | | 37 | 72 | | | | | | | 37 | | |
| 19-1617 | | | R | | | | | | | 30 | | 117 | | | | | | 60,6 | | -ABS |
| 1.8 i.e. 16V (836AQ) (83 kW) Eng.182 A2.000 (03.96-.) 3/96-8/99 | | | | | | | | | | | | | | | | | | | | |
| 19-1575 | | | F | | | | | | | 37 | 72 | | | | | | | 37 | | |
| 19-1617 | | | R | | | | | | | 30 | | 117 | | | | | | 60,6 | | -ABS |
| 1.8 i.e. 16V GT (836AR) (96 kW) Eng.183 A1.000 (03.96-.) 3/96-8/99 | | | | | | | | | | | | | | | | | | | | |
| 19-1575 | | | F | | | | | | | 37 | 72 | | | | | | | 37 | | |
| 19-1617 | | | R | | | | | | | 30 | | 117 | | | | | | 60,6 | | -ABS |
| 1.9 TD (836AM, 836AN) (66 kW) Eng.160 D1.000 (10.94-), 835 A4.000 10/94-8/99 | | | | | | | | | | | | | | | | | | | | |
| 19-1575 | | | F | | | | | | | 37 | 72 | | | | | | | 37 | | |
| 19-1617 | | | R | | | | | | | 30 | | 117 | | | | | | 60,6 | | -ABS |
| 2.0 16V (836AA, 836CA) (102 kW) Eng.836 A3.000 6/93-8/99 | | | | | | | | | | | | | | | | | | | | |
| 19-1575 | | | F | | | | | | | 37 | 72 | | | | | | | 37 | | |
| 19-1617 | | | R | | | | | | | 30 | | 117 | | | | | | 60,6 | | -ABS |
| 2.0 16V Turbo (836AB) (137 kW) Eng.836 A2.000 6/93-8/99 | | | | | | | | | | | | | | | | | | | | |
| 19-1548 | | | F | | | | | | | 42 | 80 | | | | | | | 37 | | |
| 19-1617 | | | R | | | | | | | 30 | | 117 | | | | | | 60,6 | | -ABS |
| 2.0 16V Turbo (836AS) (142 kW) Eng.175 A4.000 7/96-8/99 | | | | | | | | | | | | | | | | | | | | |
| 19-1548 | | | F | | | | | | | 42 | 80 | | | | | | | 37 | | |

LANCIA

| METELLI ref | Spare Parts | | F/R | L/R | | | ABS | A | B | C | D | E | F | G | H | I | L | M | Fig | NOTE |
|--|-------------|--------|-----|-----|--|--|-----|---|----|----|------|-----|---|---|---|---|----|----|-----|------|
| 19-2536 | | | R | | | | | | 33 | 30 | | 117 | | | | | 62 | | | |
| 2.0 D Multijet (120 kW) Eng.844 A2.000 9/08-8/14 | | | | | | | | | | | | | | | | | | | | |
| 19-2252 | | | F | | | | | | | 42 | 82,5 | | | | | | | 37 | | |
| 19-2536 | | | R | | | | | | 33 | 30 | | 117 | | | | | | 62 | | |
| 2.0 D Multijet (121 kW) Eng.198 A5.000, 198 A8.000 9/08-8/14 | | | | | | | | | | | | | | | | | | | | |
| 19-2252 | | | F | | | | | | | 42 | 82,5 | | | | | | | 37 | | |
| 19-2536 | | | R | | | | | | 33 | 30 | | 117 | | | | | | 62 | | |
| Flavia Cabrio (JS_) 3/12-12/14 | | | | | | | | | | | | | | | | | | | | |
| 2.4 (125 kW) Eng.EDG 3/12-12/14 | | | | | | | | | | | | | | | | | | | | |
| 19-2800 | | | F | | | | | | | 43 | 80 | | | | | | | 40 | | |
| 2.4 (129 kW) Eng.EDG 3/12-12/14 | | | | | | | | | | | | | | | | | | | | |
| 19-2800 | | | F | | | | | | | 43 | 80 | | | | | | | 40 | | |
| Kappa (838_) 8/94-10/01 | | | | | | | | | | | | | | | | | | | | |
| 2.0 16V Turbo (838AB1AA) (151 kW) Eng.838 A4.000 2/95-10/01 | | | | | | | | | | | | | | | | | | | | |
| 19-1548 | | -04/98 | F | | | | | | | 42 | 80 | | | | | | | 37 | | |
| 19-1580 | | 04/98- | F | | | | | | | 42 | 80 | | | | | | | 37 | | |
| 2.0 20V (838AA1AA) (107 kW) Eng.838 A1.000 10/94-10/01 | | | | | | | | | | | | | | | | | | | | |
| 19-1548 | | -04/98 | F | | | | | | | 42 | 80 | | | | | | | 37 | | |
| 19-1580 | | 04/98- | F | | | | | | | 42 | 80 | | | | | | | 37 | | |
| 2.0 20V (838AG1AA, 838AG11A) (114 kW) Eng.838 A6.000 7/96-10/01 | | | | | | | | | | | | | | | | | | | | |
| 19-1548 | | -04/98 | F | | | | | | | 42 | 80 | | | | | | | 37 | | |
| 19-1580 | | 04/98- | F | | | | | | | 42 | 80 | | | | | | | 37 | | |
| 2.0 20V Turbo (838AM1AA) (162 kW) Eng.175 A3.000 6/98-10/01 | | | | | | | | | | | | | | | | | | | | |
| 19-1580 | | | F | | | | | | | 42 | 80 | | | | | | | 37 | | |
| 2.4 20V (838AC1AA, 838AC11A) (129 kW) Eng.838 A2.000, 838 A2.027 8/94-10/01 | | | | | | | | | | | | | | | | | | | | |
| 19-1548 | | -04/98 | F | | | | | | | 42 | 80 | | | | | | | 37 | | |
| 19-1580 | | 04/98- | F | | | | | | | 42 | 80 | | | | | | | 37 | | |

LANCIA

| METELLI ref | Spare Parts | | F/R | L/R | | | ABS | A | B | C | D | E | F | G | H | I | L | M | Fig | NOTE |
|---|-------------|--------|-----|-----|--|--|-----|---|----|----|----|-----|---|---|---|---|---|---|-----|-----------------------|
| 2.0 20V Turbo (838BM1AA) (162 kW) Eng.175 A3.000 6/98-10/01 | | | | | | | | | | | | | | | | | | | | |
| 19-1580 | | | F | | | | | | | 42 | 80 | | | | | | | | 37 | |
| 2.4 20V (838BC1AA, 838BC11A) (129 kW) Eng.838 A2.000 7/96-10/01 | | | | | | | | | | | | | | | | | | | | |
| 19-1548 | | -04/98 | F | | | | | | | 42 | 80 | | | | | | | | 37 | |
| 19-1580 | | 04/98- | F | | | | | | | 42 | 80 | | | | | | | | 37 | |
| 2.4 JTD (838BL1AA) (100 kW) Eng.838 A8.000 6/98-10/01 | | | | | | | | | | | | | | | | | | | | |
| 19-1580 | | | F | | | | | | | 42 | 80 | | | | | | | | 37 | |
| 2.4 T.DS (838BH1AA) (91 kW) Eng.838 A3.000, 838 A7.000 7/96-10/01 | | | | | | | | | | | | | | | | | | | | |
| 19-1548 | | -04/98 | F | | | | | | | 42 | 80 | | | | | | | | 37 | |
| 19-1580 | | 04/98- | F | | | | | | | 42 | 80 | | | | | | | | 37 | |
| 3.0 24V (838BD11A) (150 kW) Eng.838 B.000 7/96-10/01 | | | | | | | | | | | | | | | | | | | | |
| 19-1548 | | -04/98 | F | | | | | | | 42 | 80 | | | | | | | | 37 | Exc. Special Vehicles |
| 19-1580 | | 04/98- | F | | | | | | | 42 | 80 | | | | | | | | 37 | Exc. Special Vehicles |
| Lybra (839_) 7/99-10/05 | | | | | | | | | | | | | | | | | | | | |
| 1.6 (76 kW) Eng.182 B6.000 10/00-10/05 | | | | | | | | | | | | | | | | | | | | |
| 19-2536 | | | R | | | | | | 33 | 30 | | 117 | | | | | | | 62 | Exc. Special Vehicles |
| 19-8127 | | | F | | | | | | | 37 | 72 | | | | | | | | 37 | |
| 1.6 16V (839AXA1A) (76 kW) Eng.182 A4.000 7/99-10/05 | | | | | | | | | | | | | | | | | | | | |
| 19-2536 | | | R | | | | | | 33 | 30 | | 117 | | | | | | | 62 | |
| 19-8127 | | | F | | | | | | | 37 | 72 | | | | | | | | 37 | Exc. Special Vehicles |
| 1.8 16V (839AXB1A, 839AXG1A) (96 kW) Eng.839 A4.000, 839 A7.000 (09.00-), 839 A9.000 7/99-10/05 | | | | | | | | | | | | | | | | | | | | |
| 19-2536 | | | R | | | | | | 33 | 30 | | 117 | | | | | | | 62 | Exc. Special Vehicles |
| 19-8127 | | | F | | | | | | | 37 | 72 | | | | | | | | 37 | |
| 1.9 JTD (85 kW) Eng.937 A2.000 5/01-10/05 | | | | | | | | | | | | | | | | | | | | |
| 19-1580 | | | F | | | | | | | 42 | 80 | | | | | | | | 37 | |
| 19-2536 | | | R | | | | | | 33 | 30 | | 117 | | | | | | | 62 | Exc. Special Vehicles |
| 1.9 JTD (839AXD1A) (77 kW) Eng.AR 32302 7/99-9/00 | | | | | | | | | | | | | | | | | | | | |
| 19-1580 | | | F | | | | | | | 42 | 80 | | | | | | | | 37 | |

LANCIA

| METELLI ref | Spare Parts | | F/R | L/R | | ABS | A | B | C | D | E | F | G | H | I | L | M | Fig | NOTE |
|---|-------------|--|-----|-----|--|-----|---|----|----|----|-----|---|---|---|---|----|----|-----|-----------------------|
| 19-2536 | | | R | | | | | 33 | 30 | | 117 | | | | | 62 | | | Exc. Special Vehicles |
| 1.9 JTD (839AXI1A) (81 kW) Eng.AR 37101 9/00-5/01 | | | | | | | | | | | | | | | | | | | |
| 19-1580 | | | F | | | | | | 42 | 80 | | | | | | | 37 | | |
| 19-2536 | | | R | | | | | 33 | 30 | | 117 | | | | | | 62 | | Exc. Special Vehicles |
| 2.0 20V (839AXC11, 839AXC1A) (113 kW) Eng.182 B7.000 7/99-9/00 | | | | | | | | | | | | | | | | | | | |
| 19-1580 | | | F | | | | | | 42 | 80 | | | | | | | 37 | | |
| 19-2536 | | | R | | | | | 33 | 30 | | 117 | | | | | | 62 | | Exc. Special Vehicles |
| 2.0 20V (839AXH1A) (110 kW) Eng.185 A8.000 9/00-10/05 | | | | | | | | | | | | | | | | | | | |
| 19-1580 | | | F | | | | | | 42 | 80 | | | | | | | 37 | | |
| 19-2536 | | | R | | | | | 33 | 30 | | 117 | | | | | | 62 | | Exc. Special Vehicles |
| 2.4 JTD (110 kW) Eng.841 C.000 5/02-10/05 | | | | | | | | | | | | | | | | | | | |
| 19-1580 | | | F | | | | | | 42 | 80 | | | | | | | 37 | | |
| 19-2536 | | | R | | | | | 33 | 30 | | 117 | | | | | | 62 | | Exc. Special Vehicles |
| 2.4 JTD (839AXE1A) (99 kW) Eng.839 A5.000, AR 32501 7/99-2/01 | | | | | | | | | | | | | | | | | | | |
| 19-1580 | | | F | | | | | | 42 | 80 | | | | | | | 37 | | |
| 19-2536 | | | R | | | | | 33 | 30 | | 117 | | | | | | 62 | | Exc. Special Vehicles |
| 2.4 JTD (839AXL1A) (103 kW) Eng.839 A6.000 9/00-5/02 | | | | | | | | | | | | | | | | | | | |
| 19-1580 | | | F | | | | | | 42 | 80 | | | | | | | 37 | | |
| 19-2536 | | | R | | | | | 33 | 30 | | 117 | | | | | | 62 | | Exc. Special Vehicles |
| Lybra SW (839_) 7/99-10/05 | | | | | | | | | | | | | | | | | | | |
| 1.6 (76 kW) Eng.182 B6.000 10/00-10/05 | | | | | | | | | | | | | | | | | | | |
| 19-2536 | | | R | | | | | 33 | 30 | | 117 | | | | | | 62 | | |
| 19-8127 | | | F | | | | | | 37 | 72 | | | | | | | 37 | | |
| 1.6 16V (839BXA1A) (76 kW) Eng.182 A4.000 7/99-10/05 | | | | | | | | | | | | | | | | | | | |
| 19-2536 | | | R | | | | | 33 | 30 | | 117 | | | | | | 62 | | |
| 19-8127 | | | F | | | | | | 37 | 72 | | | | | | | 37 | | |
| 1.8 16V (839BXB1A, 839BXG1A) (96 kW) Eng.839 A4.000, 839 A7.000 (09.00-.) 7/99-10/05 | | | | | | | | | | | | | | | | | | | |
| 19-2536 | | | R | | | | | 33 | 30 | | 117 | | | | | | 62 | | |

LANCIA

| METELLI ref | Spare Parts | | F/R | L/R | | ABS | A | B | C | D | E | F | G | H | I | L | M | Fig | NOTE |
|--|-------------|--|-----|-----|--|-----|---|----|----|----|-----|---|---|---|---|----|---|-----|------|
| 19-8127 | | | F | | | | | | 37 | 72 | | | | | | 37 | | | |
| 1.9 JTD (85 kW) Eng.937 A2.000 5/01-10/05 | | | | | | | | | | | | | | | | | | | |
| 19-1580 | | | F | | | | | | 42 | 80 | | | | | | 37 | | | |
| 19-2536 | | | R | | | | | 33 | 30 | | 117 | | | | | 62 | | | |
| 1.9 JTD (839BXD1A) (77 kW) Eng.AR 32302 7/99-9/01 | | | | | | | | | | | | | | | | | | | |
| 19-1580 | | | F | | | | | | 42 | 80 | | | | | | 37 | | | |
| 19-2536 | | | R | | | | | 33 | 30 | | 117 | | | | | 62 | | | |
| 1.9 JTD (839BXI1A) (81 kW) Eng.AR 37101 9/00-5/01 | | | | | | | | | | | | | | | | | | | |
| 19-1580 | | | F | | | | | | 42 | 80 | | | | | | 37 | | | |
| 19-2536 | | | R | | | | | 33 | 30 | | 117 | | | | | 62 | | | |
| 2.0 20V (839BXC11, 839BXC1A) (113 kW) Eng.182 B7.000 7/99-9/00 | | | | | | | | | | | | | | | | | | | |
| 19-1580 | | | F | | | | | | 42 | 80 | | | | | | 37 | | | |
| 19-2536 | | | R | | | | | 33 | 30 | | 117 | | | | | 62 | | | |
| 2.0 20V (839BXH1A) (110 kW) Eng.185 A8.000 9/00-10/05 | | | | | | | | | | | | | | | | | | | |
| 19-1580 | | | F | | | | | | 42 | 80 | | | | | | 37 | | | |
| 19-2536 | | | R | | | | | 33 | 30 | | 117 | | | | | 62 | | | |
| 2.4 JTD (110 kW) Eng.841 C.000 5/02-10/05 | | | | | | | | | | | | | | | | | | | |
| 19-1580 | | | F | | | | | | 42 | 80 | | | | | | 37 | | | |
| 19-2536 | | | R | | | | | 33 | 30 | | 117 | | | | | 62 | | | |
| 2.4 JTD (839BXE1A) (99 kW) Eng.839 A5.000, AR 32501 10/99-9/00 | | | | | | | | | | | | | | | | | | | |
| 19-1580 | | | F | | | | | | 42 | 80 | | | | | | 37 | | | |
| 19-2536 | | | R | | | | | 33 | 30 | | 117 | | | | | 62 | | | |
| 2.4 JTD (839BXL1A) (103 kW) Eng.839 A6.000 9/00-10/05 | | | | | | | | | | | | | | | | | | | |
| 19-1580 | | | F | | | | | | 42 | 80 | | | | | | 37 | | | |
| 19-2536 | | | R | | | | | 33 | 30 | | 117 | | | | | 62 | | | |
| Musa (350_) 10/04-9/12 | | | | | | | | | | | | | | | | | | | |
| 1.3 D Multijet (51 kW) Eng.188 A9.000 10/04-9/12 | | | | | | | | | | | | | | | | | | | |
| 19-2536 | | | R | | | | | 33 | 30 | | 117 | | | | | 62 | | | |

LANCIA

| METELLI ref | Spare Parts | F/R | L/R | ABS | A | B | C | D | E | F | G | H | I | L | M | Fig | NOTE |
|---|-------------|-----|-----|-----|---|----|----|----|-----|---|---|---|---|----|---|-----|------|
| 19-8127 | | F | | | | | 37 | 72 | | | | | | 37 | | | |
| 1.3 D Multijet (66 kW) Eng.199 A3.000 9/06-9/12 | | | | | | | | | | | | | | | | | |
| 19-2536 | | R | | | | 33 | 30 | | 117 | | | | | 62 | | | |
| 19-8127 | | F | | | | | 37 | 72 | | | | | | 37 | | | |
| 1.3 D Multijet (70 kW) Eng.199 B1.000 3/09-9/12 | | | | | | | | | | | | | | | | | |
| 19-2536 | | R | | | | 33 | 30 | | 117 | | | | | 62 | | | |
| 19-8127 | | F | | | | | 37 | 72 | | | | | | 37 | | | |
| 1.4 (57 kW) Eng.350 A1.000 9/05-9/12 | | | | | | | | | | | | | | | | | |
| 19-2272 | | F | | | | | 35 | 72 | | | | | | 33 | | | |
| 19-2536 | | R | | | | 33 | 30 | | 117 | | | | | 62 | | | |
| 1.4 (66 kW) Eng.192 B2.000 10/07-9/12 | | | | | | | | | | | | | | | | | |
| 19-2272 | | F | | | | | 35 | 72 | | | | | | 33 | | | |
| 19-2536 | | R | | | | 33 | 30 | | 117 | | | | | 62 | | | |
| 1.4 (70 kW) Eng.843 A 1.000 10/04-9/12 | | | | | | | | | | | | | | | | | |
| 19-2272 | | F | | | | | 35 | 72 | | | | | | 33 | | | |
| 19-2536 | | R | | | | 33 | 30 | | 117 | | | | | 62 | | | |
| 1.4 LPG (57 kW) Eng.350 A1.000 11/10-9/12 | | | | | | | | | | | | | | | | | |
| 19-2272 | | F | | | | | 35 | 72 | | | | | | 33 | | | |
| 19-2536 | | R | | | | 33 | 30 | | 117 | | | | | 62 | | | |
| 1.6 D Multijet (85 kW) Eng.350 A2.000, 350 A3.000 7/08-9/12 | | | | | | | | | | | | | | | | | |
| 19-2536 | | R | | | | 33 | 30 | | 117 | | | | | 62 | | | |
| 19-8127 | | F | | | | | 37 | 72 | | | | | | 37 | | | |
| 1.6 D Multijet (88 kW) Eng.350 A2.000 7/08-9/12 | | | | | | | | | | | | | | | | | |
| 19-2536 | | R | | | | 33 | 30 | | 117 | | | | | 62 | | | |
| 19-8127 | | F | | | | | 37 | 72 | | | | | | 37 | | | |
| 1.9 D Multijet (74 kW) Eng.188 B2.000 10/04-9/12 | | | | | | | | | | | | | | | | | |
| 19-2536 | | R | | | | 33 | 30 | | 117 | | | | | 62 | | | |

LANCIA

| METELLI ref | Spare Parts | | F/R | L/R | | | ABS | A | B | C | D | E | F | G | H | I | L | M | Fig | NOTE |
|--|-------------|--------|-----|-----|--|--|-----|---|---|----|----|-----|---|---|---|---|------|---|-----|------|
| 19-8127 | | | F | | | | | | | 37 | 72 | | | | | | 37 | | | |
| Prisma (831_) 1/83-2/92 | | | | | | | | | | | | | | | | | | | | |
| 1.3 (58 kW) Eng.831 A2.000 1/83-12/89 | | | | | | | | | | | | | | | | | | | | |
| 19-1567 | | 03/88- | F | | | | | | | 35 | 68 | | | | | | 37 | | | |
| 19-1614 | | 05/84- | R | | | | | | | 30 | | 117 | | | | | 60,6 | | | |
| 1.5 (55 kW) Eng.138 C2.048, 831 B1.048 9/85-2/92 | | | | | | | | | | | | | | | | | | | | |
| 19-1567 | | 03/88- | F | | | | | | | 35 | 68 | | | | | | 37 | | | |
| 19-1614 | | | R | | | | | | | 30 | | 117 | | | | | 60,6 | | | |
| 1.5 (59 kW) Eng.831 B1.000 5/86-7/89 | | | | | | | | | | | | | | | | | | | | |
| 19-1567 | | 03/88- | F | | | | | | | 35 | 68 | | | | | | 37 | | | |
| 19-1614 | | | R | | | | | | | 30 | | 117 | | | | | 60,6 | | | |
| 1.5 (63 kW) Eng.831 A1.000 1/83-4/86 | | | | | | | | | | | | | | | | | | | | |
| 19-1614 | | 05/84- | R | | | | | | | 30 | | 117 | | | | | 60,6 | | | |
| 1.6 (73 kW) Eng.831 B6.000 8/86-2/92 | | | | | | | | | | | | | | | | | | | | |
| 19-1567 | | 03/88- | F | | | | | | | 35 | 68 | | | | | | 37 | | | |
| 1.6 i.e. (80 kW) Eng.831 B7.000 5/86-12/89 | | | | | | | | | | | | | | | | | | | | |
| 19-1567 | | 03/88- | F | | | | | | | 35 | 68 | | | | | | 37 | | | |
| 1.6 i.e. Super (66 kW) Eng.149 C2.000 5/87-12/89 | | | | | | | | | | | | | | | | | | | | |
| 19-1567 | | 03/88- | F | | | | | | | 35 | 68 | | | | | | 37 | | | |
| 1.9 Diesel (48 kW) Eng.831 D.000 1/83-2/92 | | | | | | | | | | | | | | | | | | | | |
| 19-1567 | | 03/88- | F | | | | | | | 35 | 68 | | | | | | 37 | | | |
| 1.9 Turbo Diesel (59 kW) Eng.831 D1.000 5/85-12/89 | | | | | | | | | | | | | | | | | | | | |
| 19-1567 | | 03/88- | F | | | | | | | 35 | 68 | | | | | | 37 | | | |
| 2.0 i.e. 4WD (85 kW) Eng.831 B4.000 4/86-12/89 | | | | | | | | | | | | | | | | | | | | |
| 19-1567 | | 03/88- | R | | | | | | | 35 | 68 | | | | | | 37 | | | |
| 19-1573 | | 01/88- | F | | | | | | | 37 | 72 | | | | | | 37 | | | |

LANCIA

| METELLI ref | Spare Parts | | F/R | L/R | | | ABS | A | B | C | D | E | F | G | H | I | L | M | Fig | NOTE |
|--|-------------|--------|-----|-----|--|--|-----|---|---|----|----|---|---|---|---|---|---|----|-----|------|
| 2000 i.e. Turbo (834C) (122 kW) Eng.834 C.000 11/84-12/89 | | | | | | | | | | | | | | | | | | | | |
| 19-1573 | | | F | | | | | | | 37 | 72 | | | | | | | 37 | | |
| 2000 i.e.Turbo (834CV) (110 kW) Eng.834 C.146 7/86-5/90 | | | | | | | | | | | | | | | | | | | | |
| 19-1573 | | | F | | | | | | | 37 | 72 | | | | | | | 37 | | |
| 2500 Turbo D (834D) (74 kW) Eng.8144.91 11/84-9/88 | | | | | | | | | | | | | | | | | | | | |
| 19-1573 | | | F | | | | | | | 37 | 72 | | | | | | | 37 | | |
| 2500 Turbo DS (834AE) (85 kW) Eng.8144.97 6/88-5/92 | | | | | | | | | | | | | | | | | | | | |
| 19-1573 | | | F | | | | | | | 37 | 72 | | | | | | | 37 | | |
| 2500 Turbo DS (834AM) (77 kW) Eng.8144. 97S 5/88-7/92 | | | | | | | | | | | | | | | | | | | | |
| 19-1573 | | | F | | | | | | | 37 | 72 | | | | | | | 37 | | |
| 2500 Turbo DS (834FE, 834LE) (85 kW) Eng.8144.97 Y 5/92-7/94 | | | | | | | | | | | | | | | | | | | | |
| 19-1573 | | -08/92 | F | | | | | | | 37 | 72 | | | | | | | 37 | | |
| 2850 V6 i.e. (834AD, 834CD, 834BD) (108 kW) Eng.834 E.146 6/88-5/92 | | | | | | | | | | | | | | | | | | | | |
| 19-1573 | | | F | | | | | | | 37 | 72 | | | | | | | 37 | | |
| 2850 V6 i.e. (834F) (110 kW) Eng.834 E.000, 834 E.146 11/84-9/88 | | | | | | | | | | | | | | | | | | | | |
| 19-1573 | | | F | | | | | | | 37 | 72 | | | | | | | 37 | | |
| 3000 V6 (834GD, 834FD) (126 kW) Eng.834 F.000 8/92-7/94 | | | | | | | | | | | | | | | | | | | | |
| 19-1548 | | | F | | | | | | | 42 | 80 | | | | | | | 37 | | |
| 8.32 (834F) (158 kW) Eng.F 105 L 9/87-5/89 | | | | | | | | | | | | | | | | | | | | |
| 19-1573 | | | F | | | | | | | 37 | 72 | | | | | | | 37 | | |
| 8.32 (834FS) (151 kW) Eng.F 105 L 10/87-5/92 | | | | | | | | | | | | | | | | | | | | |
| 19-1573 | | | F | | | | | | | 37 | 72 | | | | | | | 37 | | |
| Thema I SW (834_) 3/87-7/94 | | | | | | | | | | | | | | | | | | | | |
| 2000 16V (834FA) (112 kW) Eng.834 F1.000 5/92-7/94 | | | | | | | | | | | | | | | | | | | | |
| 19-1548 | | | F | | | | | | | 42 | 80 | | | | | | | 37 | | |
| 19-1573 | | -12/92 | F | | | | | | | 37 | 72 | | | | | | | 37 | | |
| 2000 i.e. 16V (834AA) (108 kW) Eng.834 B2.000 5/89-8/92 | | | | | | | | | | | | | | | | | | | | |
| 19-1548 | | 01/92- | F | | | | | | | 42 | 80 | | | | | | | 37 | | |

LANCIA

| METELLI ref | Spare Parts | | F/R | L/R | | ABS | A | B | C | D | E | F | G | H | I | L | M | Fig | NOTE |
|---|-------------|--------|-----|-----|--|-----|---|---|----|------|-------|---|---|---|---|------|---|-----|------|
| 19-1573 | | | F | | | | | | 37 | 72 | | | | | | 37 | | | |
| 2000 i.e. 16V (834AI) (104 kW) Eng.834 B2.246 2/89-5/92 | | | | | | | | | | | | | | | | | | | |
| 19-1548 | | 01/92- | F | | | | | | 42 | 80 | | | | | | 37 | | | |
| 19-1573 | | | F | | | | | | 37 | 72 | | | | | | 37 | | | |
| 2000 i.e. 16V Turbo (834AC) (133 kW) Eng.834 C1.000 12/88-6/90 | | | | | | | | | | | | | | | | | | | |
| 19-1573 | | | F | | | | | | 37 | 72 | | | | | | 37 | | | |
| 2000 i.e. 16V Turbo (834AL) (130 kW) Eng.834 C1.246 4/89-3/93 | | | | | | | | | | | | | | | | | | | |
| 19-1548 | | 01/92- | F | | | | | | 42 | 80 | | | | | | 37 | | | |
| 19-1573 | | -12/92 | F | | | | | | 37 | 72 | | | | | | 37 | | | |
| 2000 Turbo (110 kW) Eng.834 C.146 12/88-3/92 | | | | | | | | | | | | | | | | | | | |
| 19-1548 | | 01/92- | F | | | | | | 42 | 80 | | | | | | 37 | | | |
| 19-1573 | | | F | | | | | | 37 | 72 | | | | | | 37 | | | |
| 2000 Turbo 16V (834GC, 834FC) (148 kW) Eng.834 F2.000 11/92-7/94 | | | | | | | | | | | | | | | | | | | |
| 19-1548 | | | F | | | | | | 42 | 80 | | | | | | 37 | | | |
| 19-1573 | | -12/92 | F | | | | | | 37 | 72 | | | | | | 37 | | | |
| 2500 Turbo DS (834AE) (85 kW) Eng.8144.97 6/88-5/92 | | | | | | | | | | | | | | | | | | | |
| 19-1573 | | | F | | | | | | 37 | 72 | | | | | | 37 | | | |
| 2500 Turbo DS (834AM) (77 kW) Eng.8144. 97S 5/88-7/92 | | | | | | | | | | | | | | | | | | | |
| 19-1573 | | | F | | | | | | 37 | 72 | | | | | | 37 | | | |
| 2500 Turbo DS (834D) (74 kW) Eng.8144.91 3/87-9/90 | | | | | | | | | | | | | | | | | | | |
| 19-1573 | | | F | | | | | | 37 | 72 | | | | | | 37 | | | |
| 2500 Turbo DS (834FE, 834LE) (85 kW) Eng.8144.97 Y 9/92-7/94 | | | | | | | | | | | | | | | | | | | |
| 19-1548 | | | F | | | | | | 42 | 80 | | | | | | 37 | | | |
| 3000 V6 (834GD, 834FD) (126 kW) Eng.834 F.000 9/92-7/94 | | | | | | | | | | | | | | | | | | | |
| 19-1548 | | | F | | | | | | 42 | 80 | | | | | | 37 | | | |
| Thesis (841_) 7/02-7/09 | | | | | | | | | | | | | | | | | | | |
| 2.0 Turbo (841AXA1B03) (136 kW) Eng.841 E.000 7/02-7/09 | | | | | | | | | | | | | | | | | | | |
| 19-1564 | | | F | | | | | | 42 | 83,4 | 125,5 | | | | | 37,5 | | | |

LANCIA

| METELLI ref | Spare Parts | | F/R | L/R | | | ABS | A | B | C | D | E | F | G | H | I | L | M | Fig | NOTE |
|---|-------------|--------|-----|-----|--|----|-----|---|----|----|------|-------|---|---|---|---|---|---|------|-----------------------|
| 2.4 (841AXB1B00) (125 kW) Eng.841 D.000 7/02-7/09 | | | | | | | | | | | | | | | | | | | | |
| 19-1564 | | | F | | | | | | | 42 | 83,4 | 125,5 | | | | | | | 37,5 | |
| 2.4 D Multijet (136 kW) Eng.841 P.000 4/06-7/09 | | | | | | | | | | | | | | | | | | | | |
| 19-1564 | | | F | | | | | | | 42 | 83,4 | 125,5 | | | | | | | 37,5 | |
| 2.4 JTD (120 kW) Eng.841 M.000, 841 N.000 9/03-7/09 | | | | | | | | | | | | | | | | | | | | |
| 19-1564 | | | F | | | | | | | 42 | 83,4 | 125,5 | | | | | | | 37,5 | |
| 2.4 JTD (129 kW) Eng.841 G.000 5/03-7/09 | | | | | | | | | | | | | | | | | | | | |
| 19-1564 | | | F | | | | | | | 42 | 83,4 | 125,5 | | | | | | | 37,5 | |
| 2.4 JTD (841AXD1B02) (110 kW) Eng.841 C.000 7/02-7/09 | | | | | | | | | | | | | | | | | | | | |
| 19-1564 | | | F | | | | | | | 42 | 83,4 | 125,5 | | | | | | | 37,5 | |
| 3.0 V6 (841AXC1101) (158 kW) Eng.841 A.000 7/02-7/09 | | | | | | | | | | | | | | | | | | | | |
| 19-1564 | | | F | | | | | | | 42 | 83,4 | 125,5 | | | | | | | 37,5 | Exc. Special Vehicles |
| 3.2 V6 (169 kW) Eng.841 L.000 5/03-7/09 | | | | | | | | | | | | | | | | | | | | |
| 19-1564 | | | F | | | | | | | 42 | 83,4 | 125,5 | | | | | | | 37,5 | Exc. Special Vehicles |
| Y (840_) 11/95-9/03 | | | | | | | | | | | | | | | | | | | | |
| 1.1 (840AE) (40 kW) Eng.176 B2.000 11/95-9/03 | | | | | | | | | | | | | | | | | | | | |
| 19-1553 | | -12/00 | F | | | | | | | 35 | 72 | | | | | | | | 33 | +/-ABS, M/T+A/T |
| 19-1617 | | | R | | | | | | | 30 | | 117 | | | | | | | 60,6 | -ABS |
| 19-1618 | | -12/98 | R | | | 44 | | | | 30 | | 117 | | | | | | | 61 | +ABS |
| 19-2272 | | | F | | | | | | | 35 | 72 | | | | | | | | 33 | +ABS, M/T |
| 19-2536 | | 01/98- | R | | | | | | 33 | 30 | | 117 | | | | | | | 62 | +ABS |
| 1.2 (840AA, 840AF1A) (44 kW) Eng.188 A4.000, 840 A3.000 3/96-9/03 | | | | | | | | | | | | | | | | | | | | |
| 19-1553 | | -12/00 | F | | | | | | | 35 | 72 | | | | | | | | 33 | +/-ABS, M/T+A/T |
| 19-1617 | | | R | | | | | | | 30 | | 117 | | | | | | | 60,6 | -ABS |
| 19-1618 | | -12/98 | R | | | 44 | | | | 30 | | 117 | | | | | | | 61 | +ABS |
| 19-2272 | | | F | | | | | | | 35 | 72 | | | | | | | | 33 | +ABS, M/T |
| 19-2536 | | 01/98- | R | | | | | | 33 | 30 | | 117 | | | | | | | 62 | +ABS |

LANCIA

| METELLI ref | Spare Parts | | F/R | L/R | | | ABS | A | B | C | D | E | F | G | H | I | L | M | Fig | NOTE |
|---|-------------|--------|-----|-----|--|--|-----|---|----|----|----|-----|---|---|---|---|---|------|-----|-----------------|
| 1.2 16V (840AD) (63 kW) Eng.176 B9.000 4/97-9/03 | | | | | | | | | | | | | | | | | | | | |
| 19-1553 | | -12/00 | F | | | | | | | 35 | 72 | | | | | | | 33 | | +/-ABS, M/T+A/T |
| 19-1617 | | | R | | | | | | | 30 | | 117 | | | | | | 60,6 | | -ABS |
| 19-1618 | | -12/98 | R | | | | 44 | | | 30 | | 117 | | | | | | 61 | | +ABS |
| 19-2272 | | | F | | | | | | | 35 | 72 | | | | | | | 33 | | +ABS, M/T |
| 19-2536 | | 01/98- | R | | | | | | 33 | 30 | | 117 | | | | | | 62 | | +ABS |
| 1.2 16V (840AG1A) (59 kW) Eng.188 A5.000 (10.00-.) 10/00-9/03 | | | | | | | | | | | | | | | | | | | | |
| 19-1553 | | | F | | | | | | | 35 | 72 | | | | | | | 33 | | -ABS |
| 19-1617 | | | R | | | | | | | 30 | | 117 | | | | | | 60,6 | | -ABS |
| 19-2272 | | | F | | | | | | | 35 | 72 | | | | | | | 33 | | +ABS |
| 19-2536 | | | R | | | | | | 33 | 30 | | 117 | | | | | | 62 | | +ABS |
| 1.4 12V (840AB) (59 kW) Eng.840 A2.000 10/96-9/03 | | | | | | | | | | | | | | | | | | | | |
| 19-1553 | | -12/00 | F | | | | | | | 35 | 72 | | | | | | | 33 | | +/-ABS, M/T+A/T |
| 19-1617 | | | R | | | | | | | 30 | | 117 | | | | | | 60,6 | | -ABS |
| 19-1618 | | -12/98 | R | | | | 44 | | | 30 | | 117 | | | | | | 61 | | +ABS |
| 19-2272 | | | F | | | | | | | 35 | 72 | | | | | | | 33 | | +ABS, M/T |
| 19-2536 | | 01/98- | R | | | | | | 33 | 30 | | 117 | | | | | | 62 | | +ABS |
| 1.4 12V (840AC) (55 kW) Eng.840 A4.000 (03.96-.) 3/96-9/03 | | | | | | | | | | | | | | | | | | | | |
| 19-1553 | | -12/00 | F | | | | | | | 35 | 72 | | | | | | | 33 | | +/-ABS, M/T+A/T |
| 19-1617 | | | R | | | | | | | 30 | | 117 | | | | | | 60,6 | | -ABS |
| 19-1618 | | -12/98 | R | | | | 44 | | | 30 | | 117 | | | | | | 61 | | +ABS |
| 19-2272 | | | F | | | | | | | 35 | 72 | | | | | | | 33 | | +ABS, M/T |
| 19-2536 | | 01/98- | R | | | | | | 33 | 30 | | 117 | | | | | | 62 | | +ABS |
| Y10 (156_) 3/85-12/95 | | | | | | | | | | | | | | | | | | | | |
| 1.0 (156C) (41 kW) Eng.156 A.000 3/85-7/89 | | | | | | | | | | | | | | | | | | | | |
| 19-1561 | | | F | | | | | | 20 | | | 117 | | | | | | 69,5 | | with Nut |
| 19-1614 | | | R | | | | | | | 30 | | 117 | | | | | | 60,6 | | |

LANCIA

| METELLI ref | Spare Parts | | F/R | L/R | | ABS | A | B | C | D | E | F | G | H | I | L | M | Fig | NOTE |
|--|-------------|--|-----|-----|--|-----|---|----|----|---|-----|---|---|---|---|------|---|-----|----------|
| 1.0 Fire (37 kW) Eng.156 A2.000 3/85-2/90 | | | | | | | | | | | | | | | | | | | |
| 19-1561 | | | F | | | | | 20 | | | 117 | | | | | 69,5 | | | |
| 19-1614 | | | R | | | | | | 30 | | 117 | | | | | 60,6 | | | |
| 1.0 Fire (156AA) (33 kW) Eng.156 A2.000 3/85-6/89 | | | | | | | | | | | | | | | | | | | |
| 19-1561 | | | F | | | | | 20 | | | 117 | | | | | 69,5 | | | with Nut |
| 19-1614 | | | R | | | | | | 30 | | 117 | | | | | 60,6 | | | |
| 1.0 Fire (156B, 156AD) (32 kW) Eng.156 A2.100 6/85-6/91 | | | | | | | | | | | | | | | | | | | |
| 19-1561 | | | F | | | | | 20 | | | 117 | | | | | 69,5 | | | with Nut |
| 19-1614 | | | R | | | | | | 30 | | 117 | | | | | 60,6 | | | |
| 1.0 Fire 4WD (32 kW) Eng.156 A2.100 12/86-2/89 | | | | | | | | | | | | | | | | | | | |
| 19-1561 | | | F | | | | | 20 | | | 117 | | | | | 69,5 | | | with Nut |
| 1.0 Fire 4WD (37 kW) Eng.156 A2.000 12/87-2/90 | | | | | | | | | | | | | | | | | | | |
| 19-1561 | | | F | | | | | 20 | | | 117 | | | | | 69,5 | | | with Nut |
| 1.0 Fire 4WD (156AE) (33 kW) Eng.156 A2.000, 156 A2.246 12/87-2/92 | | | | | | | | | | | | | | | | | | | |
| 19-1561 | | | F | | | | | 20 | | | 117 | | | | | 69,5 | | | |
| 1.0 Fire Catalytic-Conv (156AE) (33 kW) Eng.156 A2.246 10/87-2/92 | | | | | | | | | | | | | | | | | | | |
| 19-1561 | | | F | | | | | 20 | | | 117 | | | | | 69,5 | | | with Nut |
| 19-1614 | | | R | | | | | | 30 | | 117 | | | | | 60,6 | | | |
| 1.0 Turbo (156D) (62 kW) Eng.156 A1.000 3/85-2/89 | | | | | | | | | | | | | | | | | | | |
| 19-1561 | | | F | | | | | 20 | | | 117 | | | | | 69,5 | | | with Nut |
| 19-1614 | | | R | | | | | | 30 | | 117 | | | | | 60,6 | | | |
| 1.1 Fire (156AG) (40 kW) Eng.176 B2.000 1/95-12/95 | | | | | | | | | | | | | | | | | | | |
| 19-1561 | | | F | | | | | 20 | | | 117 | | | | | 69,5 | | | with Nut |
| 19-1614 | | | R | | | | | | 30 | | 117 | | | | | 60,6 | | | |
| 1.1 Fire 4WD (156AG) (40 kW) Eng.176 B2.000 1/95-12/95 | | | | | | | | | | | | | | | | | | | |
| 19-1561 | | | F | | | | | 20 | | | 117 | | | | | 69,5 | | | with Nut |
| 1.1 i.e Fire (156AC) (42 kW) Eng.156 C.000 8/89-6/92 | | | | | | | | | | | | | | | | | | | |
| 19-1561 | | | F | | | | | 20 | | | 117 | | | | | 69,5 | | | with Nut |
| 19-1614 | | | R | | | | | | 30 | | 117 | | | | | 60,6 | | | |

LANCIA

| METELLI ref | Spare Parts | | F/R | L/R | | | ABS | A | B | C | D | E | F | G | H | I | L | M | Fig | NOTE |
|---|-------------|--|-----|-----|--|--|-----|---|----|----|----|-----|---|---|---|---|------|---|-----|------|
| 19-8127 | | | F | | | | | | | 37 | 72 | | | | | | 37 | | | |
| 1.3 D Multijet (77 kW) Eng.199 A3.000 5/07-12/11 | | | | | | | | | | | | | | | | | | | | |
| 19-2536 | | | R | | | | | | 33 | 30 | | 117 | | | | | 62 | | | |
| 19-8127 | | | F | | | | | | | 37 | 72 | | | | | | 37 | | | |
| 1.3 JTD (51 kW) Eng.188 A9.000 10/03-12/11 | | | | | | | | | | | | | | | | | | | | |
| 19-2536 | | | R | | | | | | 33 | 30 | | 117 | | | | | 62 | | | |
| 19-8127 | | | F | | | | | | | 37 | 72 | | | | | | 37 | | | |
| 1.4 (57 kW) Eng.350 A1.000 2/06-12/11 | | | | | | | | | | | | | | | | | | | | |
| 19-2272 | | | F | | | | | | | 35 | 72 | | | | | | 33 | | | |
| 19-2536 | | | R | | | | | | 33 | 30 | | 117 | | | | | 62 | | | |
| 1.4 16V (70 kW) Eng.843 A 1.000 10/03-12/11 | | | | | | | | | | | | | | | | | | | | |
| 19-2272 | | | F | | | | | | | 35 | 72 | | | | | | 33 | | | |
| 19-2536 | | | R | | | | | | 33 | 30 | | 117 | | | | | 62 | | | |
| 1.4 LPG (57 kW) Eng.350 A1.000 11/10-12/11 | | | | | | | | | | | | | | | | | | | | |
| 19-2272 | | | F | | | | | | | 35 | 72 | | | | | | 33 | | | |
| 19-2536 | | | R | | | | | | 33 | 30 | | 117 | | | | | 62 | | | |
| Ypsilon II (312_) 5/11-1/70 | | | | | | | | | | | | | | | | | | | | |
| 0.9 CNG (59 kW) Eng.312 A5.000 1/14-1/70 | | | | | | | | | | | | | | | | | | | | |
| 19-1617 | | | R | | | | | | | 30 | | 117 | | | | | 60,6 | | | -ABS |
| 19-2536 | | | R | | | | | | 33 | 30 | | 117 | | | | | 62 | | | +ABS |
| 19-8127 | | | F | | | | | | | 37 | 72 | | | | | | 37 | | | |
| 0.9 CNG (63 kW) Eng.312 A2.000 5/11-1/70 | | | | | | | | | | | | | | | | | | | | |
| 19-1617 | | | R | | | | | | | 30 | | 117 | | | | | 60,6 | | | -ABS |
| 19-2536 | | | R | | | | | | 33 | 30 | | 117 | | | | | 62 | | | +ABS |
| 19-8127 | | | F | | | | | | | 37 | 72 | | | | | | 37 | | | |
| 0.9 TwinAir (59 kW) Eng.312 A2.000, 312 A5.000 12/13-1/70 | | | | | | | | | | | | | | | | | | | | |
| 19-1617 | | | R | | | | | | | 30 | | 117 | | | | | 60,6 | | | -ABS |
| 19-2536 | | | R | | | | | | 33 | 30 | | 117 | | | | | 62 | | | +ABS |

LANCIA

| METELLI ref | Spare Parts | | F/R | L/R | | ABS | A | B | C | D | E | F | G | H | I | L | M | Fig | NOTE |
|---|-------------|--|-----|-----|--|-----|---|----|----|------|-------|---|---|---|---|------|---|-----|------|
| 19-8127 | | | F | | | | | | 37 | 72 | | | | | | 37 | | | |
| 0.9 TwinAir (63 kW) Eng.312 A2.000 5/11-1/70 | | | | | | | | | | | | | | | | | | | |
| 19-2536 | | | R | | | | | 33 | 30 | | 117 | | | | | 62 | | | |
| 19-8127 | | | F | | | | | | 37 | 72 | | | | | | 37 | | | |
| 1.0 Mild Hybrid (312) (51 kW) Eng.463 41 162 3/20-1/70 | | | | | | | | | | | | | | | | | | | |
| 19-2238 | | | F | | | | | | 35 | 66 | | | | | | 33 | | | |
| 19-2536 | | | R | | | | | 33 | 30 | | 117 | | | | | 62 | | | |
| 1.2 (51 kW) Eng.169 A4.000 5/11-1/70 | | | | | | | | | | | | | | | | | | | |
| 19-2238 | | | F | | | | | | 35 | 66 | | | | | | 33 | | | |
| 19-2536 | | | R | | | | | 33 | 30 | | 117 | | | | | 62 | | | |
| 1.2 Bi-fuel (49 kW) Eng.169 A4.000 5/11-1/70 | | | | | | | | | | | | | | | | | | | |
| 19-2238 | | | F | | | | | | 35 | 66 | | | | | | 33 | | | |
| 19-2536 | | | R | | | | | 33 | 30 | | 117 | | | | | 62 | | | |
| 1.2 Bi-fuel (51 kW) Eng.169 A4.000 5/11-1/70 | | | | | | | | | | | | | | | | | | | |
| 19-1617 | | | R | | | | | | 30 | | 117 | | | | | 60,6 | | | -ABS |
| 19-2238 | | | F | | | | | | 35 | 66 | | | | | | 33 | | | |
| 19-2536 | | | R | | | | | 33 | 30 | | 117 | | | | | 62 | | | +ABS |
| 1.3 D Multijet (70 kW) Eng.199 B1.000, 312 B1.000 5/11-1/70 | | | | | | | | | | | | | | | | | | | |
| 19-2536 | | | R | | | | | 33 | 30 | | 117 | | | | | 62 | | | |
| 19-8127 | | | F | | | | | | 37 | 72 | | | | | | 37 | | | |
| Zeta (22_) 5/95-10/03 | | | | | | | | | | | | | | | | | | | |
| 2.0 16V (220AL5) (97 kW) Eng.RFV (XU10J4R) 5/98-7/00 | | | | | | | | | | | | | | | | | | | |
| 19-1576 | | | F | | | | | | 44 | 82,5 | | | | | | 37 | | | |
| 19-1625 | | | R | | | 48 | | | 30 | | 119,9 | | | | | 70 | | | +ABS |
| 2.0 16V (220AQ5) (100 kW) Eng.RFN 7/00-9/02 | | | | | | | | | | | | | | | | | | | |
| 19-1576 | | | F | | | | | | 44 | 82,5 | | | | | | 37 | | | |
| 19-1625 | | | R | | | 48 | | | 30 | | 119,9 | | | | | 70 | | | +ABS |

LANCIA

| METELLI ref | Spare Parts | | F/R | L/R | | | ABS | A | B | C | D | E | F | G | H | I | L | M | Fig | NOTE |
|---|-------------|--|-----|-----|--|--|-----|---|---|----|------|-------|---|---|---|---|----|---|-----|------|
| 2.0 JTD (80 kW) Eng.RHZ (DW10ATED) 9/99-9/02 | | | | | | | | | | | | | | | | | | | | |
| 19-1576 | | | F | | | | | | | 44 | 82,5 | | | | | | 37 | | | |
| 2.0 Turbo (220AD5, 220CD5) (108 kW) Eng.RGX (XU10J2TE) 5/95-9/02 | | | | | | | | | | | | | | | | | | | | |
| 19-1576 | | | F | | | | | | | 44 | 82,5 | | | | | | 37 | | | |
| 19-1625 | | | R | | | | 48 | | | 30 | | 119,9 | | | | | 70 | | | +ABS |
| 2.1 TD (220AJ5) (80 kW) Eng.P 8 C 5/96-9/99 | | | | | | | | | | | | | | | | | | | | |
| 19-1576 | | | F | | | | | | | 44 | 82,5 | | | | | | 37 | | | |
| 19-1625 | | | R | | | | 48 | | | 30 | | 119,9 | | | | | 70 | | | +ABS |

LAND ROVER

110/127 (LDH) 9/83-9/90

2.3 D 4x4 (46 kW) Eng.10 J 6/84-8/87

| | | | | | | | | | | | | | | | | | | | | |
|---------|--|--|---|--|--|--|--|--|--|------|------|--|--|--|--|--|------|------|--|--|
| 19-2280 | | | F | | | | | | | 45,2 | 77,8 | | | | | | 19,8 | 19,8 | | |
|---------|--|--|---|--|--|--|--|--|--|------|------|--|--|--|--|--|------|------|--|--|

2.5 4x4 (61 kW) Eng.17 H, 17 J 10/85-7/90

| | | | | | | | | | | | | | | | | | | | | |
|---------|--|--|---|--|--|--|--|--|--|------|------|--|--|--|--|--|------|------|--|--|
| 19-2280 | | | F | | | | | | | 45,2 | 77,8 | | | | | | 19,8 | 19,8 | | |
|---------|--|--|---|--|--|--|--|--|--|------|------|--|--|--|--|--|------|------|--|--|

2.5 D 4x4 (51 kW) Eng.12 J 9/83-7/90

| | | | | | | | | | | | | | | | | | | | | |
|---------|--|--|---|--|--|--|--|--|--|------|------|--|--|--|--|--|------|------|--|--|
| 19-2280 | | | F | | | | | | | 45,2 | 77,8 | | | | | | 19,8 | 19,8 | | |
|---------|--|--|---|--|--|--|--|--|--|------|------|--|--|--|--|--|------|------|--|--|

2.5 TD 4x4 (63 kW) Eng.19 J 9/86-7/90

| | | | | | | | | | | | | | | | | | | | | |
|---------|--|-------------|---|--|--|--|--|--|--|------|------|--|--|--|--|--|------|--|--|-----------------|
| 19-2279 | | 01/88-12/88 | F | | | | | | | 45,2 | 77,8 | | | | | | 19,8 | | | Axle -22L06071B |
|---------|--|-------------|---|--|--|--|--|--|--|------|------|--|--|--|--|--|------|--|--|-----------------|

| | | | | | | | | | | | | | | | | | | | | |
|---------|--|--|---|--|--|--|--|--|--|------|------|--|--|--|--|--|------|------|--|-----------------|
| 19-2280 | | | F | | | | | | | 45,2 | 77,8 | | | | | | 19,8 | 19,8 | | Axle 22L06072B- |
|---------|--|--|---|--|--|--|--|--|--|------|------|--|--|--|--|--|------|------|--|-----------------|

3.5 4x4 (98 kW) Eng.15G 9/83-7/90

| | | | | | | | | | | | | | | | | | | | | |
|---------|--|-------------|---|--|--|--|--|--|--|------|------|--|--|--|--|--|------|--|--|-----------------|
| 19-2279 | | 01/88-12/88 | F | | | | | | | 45,2 | 77,8 | | | | | | 19,8 | | | Axle -22L06071B |
|---------|--|-------------|---|--|--|--|--|--|--|------|------|--|--|--|--|--|------|--|--|-----------------|

| | | | | | | | | | | | | | | | | | | | | |
|---------|--|--|---|--|--|--|--|--|--|------|------|--|--|--|--|--|------|------|--|--|
| 19-2280 | | | F | | | | | | | 45,2 | 77,8 | | | | | | 19,8 | 19,8 | | |
|---------|--|--|---|--|--|--|--|--|--|------|------|--|--|--|--|--|------|------|--|--|

90 (LDV) 9/83-8/90

2.5 4x4 (62 kW) Eng.17 H 9/85-8/90

| | | | | | | | | | | | | | | | | | | | | |
|---------|--|-------------|---|--|--|--|--|--|--|------|------|--|--|--|--|--|------|--|--|-----------------|
| 19-2279 | | 01/88-12/88 | F | | | | | | | 45,2 | 77,8 | | | | | | 19,8 | | | Axle -23L03666B |
|---------|--|-------------|---|--|--|--|--|--|--|------|------|--|--|--|--|--|------|--|--|-----------------|

| | | | | | | | | | | | | | | | | | | | | |
|---------|--|--|---|--|--|--|--|--|--|------|------|--|--|--|--|--|------|------|--|--|
| 19-2280 | | | F | | | | | | | 45,2 | 77,8 | | | | | | 19,8 | 19,8 | | |
|---------|--|--|---|--|--|--|--|--|--|------|------|--|--|--|--|--|------|------|--|--|

LAND ROVER

| METELLI ref | Spare Parts | | F/R | L/R | | | ABS | A | B | C | D | E | F | G | H | I | L | M | Fig | NOTE |
|--|-------------|-------------|-----|-----|--|--|-----|---|---|------|------|---|---|---|---|---|------|------|-----|-----------------|
| 3.5 4x4 (85 kW) Eng.15G 6/84-7/90 | | | | | | | | | | | | | | | | | | | | |
| 19-2279 | | 01/88-12/88 | F | | | | | | | 45,2 | 77,8 | | | | | | 19,8 | | | Axle -23L03666B |
| 19-2280 | | | F | | | | | | | 45,2 | 77,8 | | | | | | 19,8 | 19,8 | | |
| Defender I Cabrio (L316) 8/90-2/16 | | | | | | | | | | | | | | | | | | | | |
| 2.2 Td4 4x4 (L317) (90 kW) Eng.DT224 8/11-2/16 | | | | | | | | | | | | | | | | | | | | |
| 19-2280 | | | F/R | | | | | | | 45,2 | 77,8 | | | | | | 19,8 | 19,8 | | |
| 2.4 Td4 4x4 (L317) (90 kW) Eng.DT244 5/07-2/16 | | | | | | | | | | | | | | | | | | | | |
| 19-2280 | | | F/R | | | | | | | 45,2 | 77,8 | | | | | | 19,8 | 19,8 | | |
| 2.5 D 4x4 (L316) (51 kW) Eng.12 J 9/90-7/94 | | | | | | | | | | | | | | | | | | | | |
| 19-2280 | | 01/93- | F/R | | | | | | | 45,2 | 77,8 | | | | | | 19,8 | 19,8 | | |
| 2.5 Td5 4x4 (L316) (90 kW) Eng.10 P, 14 P, 15 P 6/98-2/16 | | | | | | | | | | | | | | | | | | | | |
| 19-2280 | | | F/R | | | | | | | 45,2 | 77,8 | | | | | | 19,8 | 19,8 | | |
| 2.5 TDI 4x4 (L316) (83 kW) Eng.11 L, 16 L, 23 L 8/90-11/98 | | | | | | | | | | | | | | | | | | | | |
| 19-2280 | | 01/93- | F/R | | | | | | | 45,2 | 77,8 | | | | | | 19,8 | 19,8 | | |
| 3.9 4x4 (134 kW) Eng.37 L 4/98-9/00 | | | | | | | | | | | | | | | | | | | | |
| 19-2280 | | | F/R | | | | | | | 45,2 | 77,8 | | | | | | 19,8 | 19,8 | | |
| Defender I SW (L316) 8/90-2/16 | | | | | | | | | | | | | | | | | | | | |
| 2.2 Td4 4x4 (L317) (90 kW) Eng.DT224 8/11-2/16 | | | | | | | | | | | | | | | | | | | | |
| 19-2280 | | | F/R | | | | | | | 45,2 | 77,8 | | | | | | 19,8 | 19,8 | | |
| 2.4 Td4 4x4 (L316) (90 kW) Eng.DT244 10/06-2/16 | | | | | | | | | | | | | | | | | | | | |
| 19-2280 | | | F/R | | | | | | | 45,2 | 77,8 | | | | | | 19,8 | 19,8 | | |
| 2.5 4x4 (61 kW) Eng.17 H 9/90-12/94 | | | | | | | | | | | | | | | | | | | | |
| 19-2280 | | | F/R | | | | | | | 45,2 | 77,8 | | | | | | 19,8 | 19,8 | | |
| 2.5 D 4x4 (L316) (51 kW) Eng.12 J 9/90-7/94 | | | | | | | | | | | | | | | | | | | | |
| 19-2280 | | 01/93- | F/R | | | | | | | 45,2 | 77,8 | | | | | | 19,8 | 19,8 | | |
| 2.5 Td5 4x4 (L316) (90 kW) Eng.10 P, 14 P, 15 P 6/98-2/16 | | | | | | | | | | | | | | | | | | | | |
| 19-2280 | | | F/R | | | | | | | 45,2 | 77,8 | | | | | | 19,8 | 19,8 | | |

LAND ROVER

| METELLI ref | Spare Parts | | F/R | L/R | | | ABS | A | B | C | D | E | F | G | H | I | L | M | Fig | NOTE |
|--|-------------|--------|-----|-----|--|--|-----|---|---|------|------|---|---|---|---|---|------|------|-----|------|
| 2.5 TDI 4x4 (L316) (83 kW) Eng.11 L, 16 L, 23 L 8/90-12/98 | | | | | | | | | | | | | | | | | | | | |
| 19-2280 | | 01/93- | F/R | | | | | | | 45,2 | 77,8 | | | | | | 19,8 | 19,8 | | |
| 3.5 4x4 (86 kW) Eng.11 D, 21 G 9/90-8/93 | | | | | | | | | | | | | | | | | | | | |
| 19-2280 | | | F/R | | | | | | | 45,2 | 77,8 | | | | | | 19,8 | 19,8 | | |
| 3.9 4x4 (L316) (134 kW) Eng.37 L 1/93-9/00 | | | | | | | | | | | | | | | | | | | | |
| 19-2280 | | | F/R | | | | | | | 45,2 | 77,8 | | | | | | 19,8 | 19,8 | | |
| 3.9 V8 4x4 (L316) (136 kW) Eng.37 L 11/98-2/16 | | | | | | | | | | | | | | | | | | | | |
| 19-2280 | | | F/R | | | | | | | 45,2 | 77,8 | | | | | | 19,8 | 19,8 | | |
| Discovery I (LJ) 6/89-12/98 | | | | | | | | | | | | | | | | | | | | |
| 2.0 16 V 4x4 (99 kW) Eng.20 T4H 6/89-10/98 | | | | | | | | | | | | | | | | | | | | |
| 19-2280 | | | F/R | | | | | | | 45,2 | 77,8 | | | | | | 19,8 | 19,8 | | |
| 2.5 D 4x4 (90 kW) Eng.19 L, 22 L 6/93-10/98 | | | | | | | | | | | | | | | | | | | | |
| 19-2280 | | | F/R | | | | | | | 45,2 | 77,8 | | | | | | 19,8 | 19,8 | | |
| 2.5 TDI 4x4 (83 kW) Eng.12 L, 17 L, 21 L 10/89-10/98 | | | | | | | | | | | | | | | | | | | | |
| 19-2280 | | | F/R | | | | | | | 45,2 | 77,8 | | | | | | 19,8 | 19,8 | | |
| 3.5 4x4 (SALLJG) (113 kW) Eng.22 D 6/89-6/94 | | | | | | | | | | | | | | | | | | | | |
| 19-2280 | | | F/R | | | | | | | 45,2 | 77,8 | | | | | | 19,8 | 19,8 | | |
| 4.0 4x4 (134 kW) Eng.35 D, 36 D 9/93-10/98 | | | | | | | | | | | | | | | | | | | | |
| 19-2280 | | | F/R | | | | | | | 45,2 | 77,8 | | | | | | 19,8 | 19,8 | | |
| Discovery III (L319) 7/04-9/09 | | | | | | | | | | | | | | | | | | | | |
| 2.7 TD 4x4 (140 kW) Eng.276DT 7/04-9/09 | | | | | | | | | | | | | | | | | | | | |
| 19-2938 | | | R | | | | | | | 50 | 89 | | | | | | | 51 | | |
| 4.0 4x4 (160 kW) Eng.40VSER 2/05-9/09 | | | | | | | | | | | | | | | | | | | | |
| 19-2938 | | | R | | | | | | | 50 | 89 | | | | | | | 51 | | |
| 4.0 V6 4x4 (160 kW) Eng.406PN 10/04-9/09 | | | | | | | | | | | | | | | | | | | | |
| 19-2938 | | | R | | | | | | | 50 | 89 | | | | | | | 51 | | |

LAND ROVER

| METELLI ref | Spare Parts | | F/R | L/R | | | ABS | A | B | C | D | E | F | G | H | I | L | M | Fig | NOTE |
|---|-------------|--------|-----|-----|--|--|-----|---|---|------|------|---|---|---|---|---|------|---|-----|------|
| 4.4 4x4 (220 kW) Eng.448PN 7/04-9/09 | | | | | | | | | | | | | | | | | | | | |
| 19-2938 | | | R | | | | | | | 50 | 89 | | | | | | 51 | | | |
| Discovery IV (L319) 9/09-1/70 | | | | | | | | | | | | | | | | | | | | |
| 2.7 TD 4x4 (140 kW) Eng.276DT 9/09-12/18 | | | | | | | | | | | | | | | | | | | | |
| 19-2938 | | -12/13 | R | | | | | | | 50 | 89 | | | | | | 51 | | | |
| 3.0 4x4 (250 kW) Eng.306PS 8/13-12/18 | | | | | | | | | | | | | | | | | | | | |
| 19-2938 | | | R | | | | | | | 50 | 89 | | | | | | 51 | | | |
| 3.0 SDV6 4x4 (188 kW) Eng.306DT 11/09-12/18 | | | | | | | | | | | | | | | | | | | | |
| 19-2938 | | -12/13 | R | | | | | | | 50 | 89 | | | | | | 51 | | | |
| 3.0 TD 4x4 (155 kW) Eng.306DT 5/10-12/18 | | | | | | | | | | | | | | | | | | | | |
| 19-2938 | | -12/13 | R | | | | | | | 50 | 89 | | | | | | 51 | | | |
| 3.0 TD 4x4 (180 kW) Eng.306DT 9/09-12/18 | | | | | | | | | | | | | | | | | | | | |
| 19-2938 | | -12/13 | R | | | | | | | 50 | 89 | | | | | | 51 | | | |
| 3.0 TD 4x4 (183 kW) Eng.306DT 7/12-12/18 | | | | | | | | | | | | | | | | | | | | |
| 19-2938 | | -12/13 | R | | | | | | | 50 | 89 | | | | | | 51 | | | |
| 3.0 TD 4x4 (200 kW) Eng.306DT 9/09-12/18 | | | | | | | | | | | | | | | | | | | | |
| 19-2938 | | | R | | | | | | | 50 | 89 | | | | | | 51 | | | |
| 4.0 4x4 (160 kW) Eng.406PN 9/09-12/18 | | | | | | | | | | | | | | | | | | | | |
| 19-2938 | | | R | | | | | | | 50 | 89 | | | | | | 51 | | | |
| 5.0 V8 4x4 (276 kW) Eng.508PN 9/09-12/18 | | | | | | | | | | | | | | | | | | | | |
| 19-2938 | | -12/13 | R | | | | | | | 50 | 89 | | | | | | 51 | | | |
| Freelander I (L314) 2/98-10/06 | | | | | | | | | | | | | | | | | | | | |
| 1.8 16V 4x4 (86 kW) Eng.18 K4F 4/98-10/06 | | | | | | | | | | | | | | | | | | | | |
| 19-2282 | | -12/01 | F/R | | | | | | | 44 | 82,5 | | | | | | 37 | | | |
| 19-2304 | | 01/02- | F/R | | | | | | | 43,9 | 82,5 | | | | | | 37,1 | | | |
| 1.8 i 16V 4x4 (88 kW) Eng.18 K4F 2/98-11/00 | | | | | | | | | | | | | | | | | | | | |
| 19-2282 | | | F/R | | | | | | | 44 | 82,5 | | | | | | 37 | | | |

LAND ROVER

| METELLI ref | Spare Parts | | F/R | L/R | | | ABS | A | B | C | D | E | F | G | H | I | L | M | Fig | NOTE |
|---|-------------|--------|-----|-----|--|--|-----|---|---|------|------|-------|---|---|---|---|---|------|-----|------|
| 2.0 DI 4x4 (72 kW) Eng.20 T2N 2/98-11/00 | | | | | | | | | | | | | | | | | | | | |
| 19-2282 | | | F/R | | | | | | | 44 | 82,5 | | | | | | | 37 | | |
| 2.0 Td4 4x4 (80 kW) Eng.204D3 3/01-10/06 | | | | | | | | | | | | | | | | | | | | |
| 19-2304 | | | F/R | | | | | | | 43,9 | 82,5 | | | | | | | 37,1 | | |
| 2.0 Td4 4x4 (82 kW) Eng.M 47 11/00-10/06 | | | | | | | | | | | | | | | | | | | | |
| 19-2282 | | -12/01 | F/R | | | | | | | 44 | 82,5 | | | | | | | 37 | | |
| 19-2304 | | 01/02- | F/R | | | | | | | 43,9 | 82,5 | | | | | | | 37,1 | | |
| 2.5 V6 4x4 (130 kW) Eng.25 K4F 11/00-10/06 | | | | | | | | | | | | | | | | | | | | |
| 19-2282 | | -12/01 | F/R | | | | | | | 44 | 82,5 | | | | | | | 37 | | |
| 19-2304 | | 01/02- | F/R | | | | | | | 43,9 | 82,5 | | | | | | | 37,1 | | |
| Freelander I (L314) Soft Top 2/98-10/06 | | | | | | | | | | | | | | | | | | | | |
| 1.8 i 16V 4x4 (88 kW) Eng.18 K4F 2/98-10/06 | | | | | | | | | | | | | | | | | | | | |
| 19-2282 | | -12/01 | F/R | | | | | | | 44 | 82,5 | | | | | | | 37 | | |
| 19-2304 | | 01/02- | F/R | | | | | | | 43,9 | 82,5 | | | | | | | 37,1 | | |
| 2.0 DI 4x4 (72 kW) Eng.20 T2N 2/98-10/06 | | | | | | | | | | | | | | | | | | | | |
| 19-2282 | | -12/01 | F/R | | | | | | | 44 | 82,5 | | | | | | | 37 | | |
| 19-2304 | | 01/02- | F/R | | | | | | | 43,9 | 82,5 | | | | | | | 37,1 | | |
| Freelander II (L359) 10/06-10/14 | | | | | | | | | | | | | | | | | | | | |
| 2.0 Si4 4x4 (177 kW) Eng.204PT 10/11-10/14 | | | | | | | | | | | | | | | | | | | | |
| 19-2806 | | | F | | | | | | | 31 | 82 | 109,5 | | | | | | 87 | | |
| 2.2 eD4 (110 kW) Eng.224DT, DW12BTED4 8/10-10/14 | | | | | | | | | | | | | | | | | | | | |
| 19-2304 | | -12/11 | R | | | | | | | 43,9 | 82,5 | | | | | | | 37,1 | | |
| 19-2806 | | | F | | | | | | | 31 | 82 | 109,5 | | | | | | 87 | | |
| 2.2 SD4 4x4 (140 kW) Eng.224DT 8/10-10/14 | | | | | | | | | | | | | | | | | | | | |
| 19-2304 | | -12/11 | R | | | | | | | 43,9 | 82,5 | | | | | | | 37,1 | | |
| 19-2806 | | | F | | | | | | | 31 | 82 | 109,5 | | | | | | 87 | | |

LAND ROVER

| METELLI ref | Spare Parts | | F/R | L/R | | | ABS | A | B | C | D | E | F | G | H | I | L | M | Fig | NOTE |
|--|-------------|--|-----|-----|--|--|-----|---|---|----|----|---|---|---|---|---|---|----|-----|------|
| 4.2 4x4 (287 kW) Eng.428PS 2/05-3/13 | | | | | | | | | | | | | | | | | | | | |
| 19-2938 | | | R | | | | | | | 50 | 89 | | | | | | | 51 | | |
| 4.2 4x4 (291 kW) Eng.428PS 1/06-2/10 | | | | | | | | | | | | | | | | | | | | |
| 19-2938 | | | R | | | | | | | 50 | 89 | | | | | | | 51 | | |
| 4.2 4x4 (298 kW) Eng.428PS 9/05-2/10 | | | | | | | | | | | | | | | | | | | | |
| 19-2938 | | | R | | | | | | | 50 | 89 | | | | | | | 51 | | |
| 4.4 4x4 (220 kW) Eng.448PN 2/05-3/13 | | | | | | | | | | | | | | | | | | | | |
| 19-2938 | | | R | | | | | | | 50 | 89 | | | | | | | 51 | | |
| 5.0 4x4 (276 kW) Eng.508PN 7/09-3/13 | | | | | | | | | | | | | | | | | | | | |
| 19-2938 | | | R | | | | | | | 50 | 89 | | | | | | | 51 | | |
| 5.0 4x4 (372 kW) Eng.508PS 4/09-3/13 | | | | | | | | | | | | | | | | | | | | |
| 19-2938 | | | R | | | | | | | 50 | 89 | | | | | | | 51 | | |
| 5.0 4x4 (375 kW) Eng.508PS 9/09-3/13 | | | | | | | | | | | | | | | | | | | | |
| 19-2938 | | | R | | | | | | | 50 | 89 | | | | | | | 51 | | |
| Range Rover Sport II (L494) 4/13-1/70 | | | | | | | | | | | | | | | | | | | | |
| 3.0 4x4 (250 kW) Eng.306PS 4/13-12/19 | | | | | | | | | | | | | | | | | | | | |
| 19-2365 | | | R | | | | | | | 42 | 86 | | | | | | | 42 | | +ABS |
| 3.0 D 4x4 (155 kW) Eng.306DT 4/13-12/18 | | | | | | | | | | | | | | | | | | | | |
| 19-2365 | | | R | | | | | | | 42 | 86 | | | | | | | 42 | | +ABS |
| 3.0 D 4x4 (183 kW) Eng.306DT 4/13-1/70 | | | | | | | | | | | | | | | | | | | | |
| 19-2365 | | | R | | | | | | | 42 | 86 | | | | | | | 42 | | +ABS |
| 3.0 D 4x4 (190 kW) Eng.306DT 4/13-1/70 | | | | | | | | | | | | | | | | | | | | |
| 19-2365 | | | R | | | | | | | 42 | 86 | | | | | | | 42 | | +ABS |
| 3.0 D 4x4 (215 kW) Eng.306DT 4/13-12/16 | | | | | | | | | | | | | | | | | | | | |
| 19-2365 | | | R | | | | | | | 42 | 86 | | | | | | | 42 | | +ABS |
| 3.0 D 4x4 (225 kW) Eng.306DT 9/14-1/70 | | | | | | | | | | | | | | | | | | | | |
| 19-2365 | | | R | | | | | | | 42 | 86 | | | | | | | 42 | | +ABS |

LAND ROVER

| METELLI ref | Spare Parts | F/R | L/R | ABS | A | B | C | D | E | F | G | H | I | L | M | Fig | NOTE |
|---|-------------|-----|-----|-----|---|---|----|----|---|---|---|---|---|----|---|-----|------|
| 3.0 D Hybrid 4x4 (250 kW) Eng.306DT 10/13-1/70 | | | | | | | | | | | | | | | | | |
| 19-2365 | | R | | | | | 42 | 86 | | | | | | 42 | | | +ABS |
| 4.4 D 4x4 (250 kW) Eng.448DT 10/13-1/70 | | | | | | | | | | | | | | | | | |
| 19-2365 | | R | | | | | 42 | 86 | | | | | | 42 | | | +ABS |
| 5.0 4x4 (375 kW) Eng.508PS 4/13-12/18 | | | | | | | | | | | | | | | | | |
| 19-2365 | | R | | | | | 42 | 86 | | | | | | 42 | | | +ABS |
| 5.0 4x4 (405 kW) Eng.508PS 1/14-12/18 | | | | | | | | | | | | | | | | | |
| 19-2365 | | R | | | | | 42 | 86 | | | | | | 42 | | | +ABS |
| Range Rover Evoque I (L538) 6/11-1/70 | | | | | | | | | | | | | | | | | |
| 2.0 4x4 (176 kW) Eng.204PT 9/11-12/19 | | | | | | | | | | | | | | | | | |
| 19-2365 | | R | | | | | 42 | 86 | | | | | | 42 | | | |
| 2.0 4x4 (177 kW) Eng.204PT 6/11-12/19 | | | | | | | | | | | | | | | | | |
| 19-2365 | | R | | | | | 42 | 86 | | | | | | 42 | | | +ABS |
| 2.0 4x4 (177 kW) Eng.PT204 8/17-12/19 | | | | | | | | | | | | | | | | | |
| 19-2365 | | R | | | | | 42 | 86 | | | | | | 42 | | | |
| 2.0 4x4 (213 kW) Eng.PT204 8/17-12/19 | | | | | | | | | | | | | | | | | |
| 19-2365 | | R | | | | | 42 | 86 | | | | | | 42 | | | |
| 2.0 D (110 kW) Eng.204DTD 6/15-12/19 | | | | | | | | | | | | | | | | | |
| 19-2365 | | R | | | | | 42 | 86 | | | | | | 42 | | | |
| 2.0 D 4x4 (110 kW) Eng.204DTD 6/15-12/19 | | | | | | | | | | | | | | | | | |
| 19-2365 | | R | | | | | 42 | 86 | | | | | | 42 | | | |
| 2.0 D 4x4 (132 kW) Eng.204DTD 5/15-12/19 | | | | | | | | | | | | | | | | | |
| 19-2365 | | R | | | | | 42 | 86 | | | | | | 42 | | | |
| 2.0 D 4x4 (177 kW) Eng.204DTA 8/17-12/19 | | | | | | | | | | | | | | | | | |
| 19-2365 | | R | | | | | 42 | 86 | | | | | | 42 | | | |
| 2.2 D 4x4 (110 kW) Eng.224DT 6/11-12/19 | | | | | | | | | | | | | | | | | |
| 19-2365 | | R | | | | | 42 | 86 | | | | | | 42 | | | +ABS |

LAND ROVER

| METELLI ref | Spare Parts | | F/R | L/R | | | ABS | A | B | C | D | E | F | G | H | I | L | M | Fig | NOTE |
|---|-------------|--------|-----|-----|--|--|-----|---|---|------|------|---|---|---|---|---|------|------|-----|------|
| 2.2 D 4x4 (140 kW) Eng.224DT 6/11-12/19 | | | | | | | | | | | | | | | | | | | | |
| 19-2365 | | | R | | | | | | | 42 | 86 | | | | | | 42 | | | +ABS |
| Range Rover Evoque II (L551) 12/18-1/70 | | | | | | | | | | | | | | | | | | | | |
| 2.0 D180 4x4 (132 kW) Eng.204DTD 12/18-1/70 | | | | | | | | | | | | | | | | | | | | |
| 19-2365 | | | R | | | | | | | 42 | 86 | | | | | | 42 | | | |
| Range Rover I 10/69-12/94 | | | | | | | | | | | | | | | | | | | | |
| 2.4 TD 4x4 (78 kW) Eng.11A 4/86-12/90 | | | | | | | | | | | | | | | | | | | | |
| 19-2280 | | | F/R | | | | | | | 45,2 | 77,8 | | | | | | 19,8 | 19,8 | | +ABS |
| 2.4 TD 4x4 (83 kW) Eng.11A 4/86-7/94 | | | | | | | | | | | | | | | | | | | | |
| 19-2280 | | | F/R | | | | | | | 45,2 | 77,8 | | | | | | 19,8 | 19,8 | | +ABS |
| 2.5 TD 4x4 (89 kW) Eng.95 A 10/89-11/92 | | | | | | | | | | | | | | | | | | | | |
| 19-2280 | | | F/R | | | | | | | 45,2 | 77,8 | | | | | | 19,8 | 19,8 | | +ABS |
| 3.5 4x4 (97 kW) Eng.11 D 7/70-8/81 | | | | | | | | | | | | | | | | | | | | |
| 19-2279 | | | F/R | | | | | | | 45,2 | 77,8 | | | | | | 19,8 | | | |
| 3.5 4x4 (107 kW) Eng.31 D 1/87-9/90 | | | | | | | | | | | | | | | | | | | | |
| 19-2280 | | | F/R | | | | | | | 45,2 | 77,8 | | | | | | 19,8 | 19,8 | | +ABS |
| 3.5 Vogue 4x4 (93 kW) Eng.11 D 8/81-9/90 | | | | | | | | | | | | | | | | | | | | |
| 19-2279 | | -12/85 | F | | | | | | | 45,2 | 77,8 | | | | | | 19,8 | | | |
| 19-2280 | | 01/86- | F | | | | | | | 45,2 | 77,8 | | | | | | 19,8 | 19,8 | | +ABS |
| 3.5 Vogue 4x4 (120 kW) Eng.24 D, 25 D 10/85-9/90 | | | | | | | | | | | | | | | | | | | | |
| 19-2279 | | -12/85 | F | | | | | | | 45,2 | 77,8 | | | | | | 19,8 | | | |
| 19-2280 | | 01/86- | F | | | | | | | 45,2 | 77,8 | | | | | | 19,8 | 19,8 | | +ABS |
| 3.9 Cat 4x4 (127 kW) Eng.37 D, 38 D 11/88-7/94 | | | | | | | | | | | | | | | | | | | | |
| 19-2280 | | | F/R | | | | | | | 45,2 | 77,8 | | | | | | 19,8 | 19,8 | | +ABS |
| 3.9 Vogue SEI 4x4 (134 kW) Eng.35 D, 36 D 11/88-7/94 | | | | | | | | | | | | | | | | | | | | |
| 19-2280 | | | F/R | | | | | | | 45,2 | 77,8 | | | | | | 19,8 | 19,8 | | +ABS |

LAND ROVER

| METELLI ref | Spare Parts | | F/R | L/R | | | ABS | A | B | C | D | E | F | G | H | I | L | M | Fig | NOTE |
|--|-------------|--|-----|-----|--|--|-----|---|---|-------|------|---|---|---|---|---|------|------|-----|------|
| 4.3 Vogue LSE 4x4 (149 kW) Eng.40 D 9/92-7/94 | | | | | | | | | | | | | | | | | | | | |
| 19-2280 | | | F/R | | | | | | | 45,2 | 77,8 | | | | | | 19,8 | 19,8 | | +ABS |
| Range Rover III (L322) 3/02-8/12 | | | | | | | | | | | | | | | | | | | | |
| 3.0 D 4x4 (130 kW) Eng.306D1 3/02-8/12 | | | | | | | | | | | | | | | | | | | | |
| 19-2781 | | | F/R | | | | 48 | | | 50,95 | 96 | | | | | | 50,5 | | | +ABS |
| 3.6 D 4x4 (200 kW) Eng.368DT 4/06-8/12 | | | | | | | | | | | | | | | | | | | | |
| 19-2781 | | | F/R | | | | 48 | | | 50,95 | 96 | | | | | | 50,5 | | | +ABS |
| 4.2 4x4 (291 kW) Eng.428PS 5/05-8/12 | | | | | | | | | | | | | | | | | | | | |
| 19-2781 | | | F/R | | | | 48 | | | 50,95 | 96 | | | | | | 50,5 | | | +ABS |
| 4.4 4x4 (210 kW) Eng.M62 B44 3/02-8/05 | | | | | | | | | | | | | | | | | | | | |
| 19-2781 | | | F/R | | | | 48 | | | 50,95 | 96 | | | | | | 50,5 | | | +ABS |
| 4.4 4x4 (220 kW) Eng.448PN 8/04-8/12 | | | | | | | | | | | | | | | | | | | | |
| 19-2781 | | | F/R | | | | 48 | | | 50,95 | 96 | | | | | | 50,5 | | | |
| 4.4 4x4 (225 kW) Eng.448PN 5/05-8/12 | | | | | | | | | | | | | | | | | | | | |
| 19-2781 | | | F/R | | | | 48 | | | 50,95 | 96 | | | | | | 50,5 | | | +ABS |
| 4.4 D 4x4 (230 kW) Eng.448DT 7/10-8/12 | | | | | | | | | | | | | | | | | | | | |
| 19-2781 | | | F/R | | | | 48 | | | 50,95 | 96 | | | | | | 50,5 | | | |
| 5.0 4x4 (276 kW) Eng.508PN 9/09-8/12 | | | | | | | | | | | | | | | | | | | | |
| 19-2781 | | | F/R | | | | 48 | | | 50,95 | 96 | | | | | | 50,5 | | | |
| 5.0 4x4 (375 kW) Eng.508PS 9/09-8/12 | | | | | | | | | | | | | | | | | | | | |
| 19-2781 | | | F/R | | | | 48 | | | 50,95 | 96 | | | | | | 50,5 | | | +ABS |
| Range Rover IV (L405) 8/12-1/70 | | | | | | | | | | | | | | | | | | | | |
| 3.0 4x4 (250 kW) Eng.306PS 10/13-1/70 | | | | | | | | | | | | | | | | | | | | |
| 19-2365 | | | R | | | | | | | 42 | 86 | | | | | | 42 | | | +ABS |
| 3.0 D 4x4 (155 kW) Eng.306DT 10/13-1/70 | | | | | | | | | | | | | | | | | | | | |
| 19-2365 | | | R | | | | | | | 42 | 86 | | | | | | 42 | | | +ABS |

LAND ROVER

| METELLI ref | Spare Parts | F/R | L/R | ABS | A | B | C | D | E | F | G | H | I | L | M | Fig | NOTE |
|---|-------------|-----|-----|-----|---|---|----|----|---|---|---|---|---|----|---|-----|------|
| 3.0 D 4x4 (183 kW) Eng.306DT 8/12-1/70 | | | | | | | | | | | | | | | | | |
| 19-2365 | | R | | | | | 42 | 86 | | | | | | 42 | | | +ABS |
| 3.0 D 4x4 (190 kW) Eng.306DT 8/12-1/70 | | | | | | | | | | | | | | | | | |
| 19-2365 | | R | | | | | 42 | 86 | | | | | | 42 | | | +ABS |
| 3.0 D Hybrid 4x4 (250 kW) Eng.306DT 10/13-1/70 | | | | | | | | | | | | | | | | | |
| 19-2365 | | R | | | | | 42 | 86 | | | | | | 42 | | | +ABS |
| 4.4 D V8 4x4 (250 kW) Eng.448DT 8/12-1/70 | | | | | | | | | | | | | | | | | |
| 19-2365 | | R | | | | | 42 | 86 | | | | | | 42 | | | +ABS |
| 5.0 4x4 (276 kW) Eng.508PN 12/13-1/70 | | | | | | | | | | | | | | | | | |
| 19-2365 | | R | | | | | 42 | 86 | | | | | | 42 | | | +ABS |
| 5.0 4x4 (375 kW) Eng.508PS 8/12-1/70 | | | | | | | | | | | | | | | | | |
| 19-2365 | | R | | | | | 42 | 86 | | | | | | 42 | | | +ABS |

LAND ROVER LCV

Defender I Pick-up (L316) 4/98-2/16

2.2 Td4 4x4 (L317) (90 kW) Eng.DT224 8/11-2/16

| | | | | | | | | | | | | | | | | | |
|---------|--|-----|--|--|--|--|------|------|--|--|--|--|------|------|--|--|--|
| 19-2280 | | F/R | | | | | 45,2 | 77,8 | | | | | 19,8 | 19,8 | | | |
|---------|--|-----|--|--|--|--|------|------|--|--|--|--|------|------|--|--|--|

2.4 Td4 4x4 (L317) (90 kW) Eng.DT244 5/07-2/16

| | | | | | | | | | | | | | | | | | |
|---------|--|-----|--|--|--|--|------|------|--|--|--|--|------|------|--|--|--|
| 19-2280 | | F/R | | | | | 45,2 | 77,8 | | | | | 19,8 | 19,8 | | | |
|---------|--|-----|--|--|--|--|------|------|--|--|--|--|------|------|--|--|--|

2.5 Td5 4x4 (L316) (90 kW) Eng.10 P, 15 P 6/98-2/16

| | | | | | | | | | | | | | | | | | |
|---------|--|-----|--|--|--|--|------|------|--|--|--|--|------|------|--|--|--|
| 19-2280 | | F/R | | | | | 45,2 | 77,8 | | | | | 19,8 | 19,8 | | | |
|---------|--|-----|--|--|--|--|------|------|--|--|--|--|------|------|--|--|--|

4.0 4x4 (134 kW) Eng.37 L 4/98-9/00

| | | | | | | | | | | | | | | | | | |
|---------|--|-----|--|--|--|--|------|------|--|--|--|--|------|------|--|--|--|
| 19-2280 | | F/R | | | | | 45,2 | 77,8 | | | | | 19,8 | 19,8 | | | |
|---------|--|-----|--|--|--|--|------|------|--|--|--|--|------|------|--|--|--|

Defender I Platform/Chassis (L316) 5/07-2/16

2.2 Td4 4x4 (L317) (90 kW) Eng.DT224 8/11-2/16

| | | | | | | | | | | | | | | | | | |
|---------|--|-----|--|--|--|--|------|------|--|--|--|--|------|------|--|--|--|
| 19-2280 | | F/R | | | | | 45,2 | 77,8 | | | | | 19,8 | 19,8 | | | |
|---------|--|-----|--|--|--|--|------|------|--|--|--|--|------|------|--|--|--|

LAND ROVER LCV

| METELLI ref | Spare Parts | F/R | L/R | ABS | A | B | C | D | E | F | G | H | I | L | M | Fig | NOTE |
|---|-------------|-----|-----|-----|---|---|----|----|---|---|---|---|---|----|---|-----|------|
| Discovery III Van (L319) 1/07-7/09 | | | | | | | | | | | | | | | | | |
| 2.7 TD 4x4 (140 kW) Eng.276DT 1/07-7/09 | | | | | | | | | | | | | | | | | |
| 19-2938 | | R | | | | | 50 | 89 | | | | | | 51 | | | |
| Discovery IV Van (L319) 1/11-12/17 | | | | | | | | | | | | | | | | | |
| 3.0 TD 4x4 (155 kW) Eng.306DT 1/11-12/17 | | | | | | | | | | | | | | | | | |
| 19-2938 | | R | | | | | 50 | 89 | | | | | | 51 | | | |
| 3.0 TD 4x4 (180 kW) Eng.306DT 1/11-12/17 | | | | | | | | | | | | | | | | | |
| 19-2938 | | R | | | | | 50 | 89 | | | | | | 51 | | | |
| 3.0 TD 4x4 (188 kW) Eng.306DT 1/11-12/17 | | | | | | | | | | | | | | | | | |
| 19-2938 | | R | | | | | 50 | 89 | | | | | | 51 | | | |

LEXUS

| | | | | | | | | | | | | | | | | | |
|--|--|---|--|--|--|--|----|----|--|--|--|--|--|----|--|--|--|
| ES III (_V4_) 3/06-12/12 | | | | | | | | | | | | | | | | | |
| 240 (ACV40_) (123 kW) Eng.2AZ-FE 8/09-6/12 | | | | | | | | | | | | | | | | | |
| 19-7695 | | F | | | | | 45 | 84 | | | | | | 45 | | | |
| 3.5 (GSV40_) (204 kW) Eng.2GR-FE 5/06-6/12 | | | | | | | | | | | | | | | | | |
| 19-7695 | | F | | | | | 45 | 84 | | | | | | 45 | | | |
| ES IV (_V6_) 6/12-1/70 | | | | | | | | | | | | | | | | | |
| 200 (ASV61_) (110 kW) Eng.6AR-FSE 8/15-6/18 | | | | | | | | | | | | | | | | | |
| 19-7695 | | F | | | | | 45 | 84 | | | | | | 45 | | | |
| 250 (AV60_) (133 kW) Eng.2AR-FE 6/12-6/18 | | | | | | | | | | | | | | | | | |
| 19-7695 | | F | | | | | 45 | 84 | | | | | | 45 | | | |
| 250 (AVV60_, ASV60_) (135 kW) Eng.2AR-FE 6/12-6/18 | | | | | | | | | | | | | | | | | |
| 19-7695 | | F | | | | | 45 | 84 | | | | | | 45 | | | |

LEXUS

| METELLI ref | Spare Parts | | F/R | L/R | | | ABS | A | B | C | D | E | F | G | H | I | L | M | Fig | NOTE |
|---|-------------|--------|-----|-----|--|--|-----|---|----|----|----|-----|---|---|---|---|---|---|-----|------|
| 300h (ASV60_, AVV60_) (118 kW) Eng.2AR-FXE 6/12-6/18 | | | | | | | | | | | | | | | | | | | | |
| 19-7695 | | | F | | | | | | | 45 | 84 | | | | | | | | 45 | |
| 350 (GSV60_) (183 kW) Eng.2GR-FE 6/12-6/18 | | | | | | | | | | | | | | | | | | | | |
| 19-7695 | | | F | | | | | | | 45 | 84 | | | | | | | | 45 | |
| 350 (GSV60_) (204 kW) Eng.2GR-FE 6/12-6/18 | | | | | | | | | | | | | | | | | | | | |
| 19-7695 | | | F | | | | | | | 45 | 84 | | | | | | | | 45 | |
| NX I (_Z1_) 7/14-1/70 | | | | | | | | | | | | | | | | | | | | |
| 200 AWD (ZGZ15_, AYZ15_, AGZ15_) (110 kW) Eng.3ZR-FAE 11/14-1/70 | | | | | | | | | | | | | | | | | | | | |
| 19-8174 | | | R | | | | | | 26 | | 76 | 152 | | | | | | | | |
| 200t AWD (AGZ15_, AYZ15_, ZGZ15_) (175 kW) Eng.8AR-FTS 7/14-1/70 | | | | | | | | | | | | | | | | | | | | |
| 19-8174 | | | R | | | | | | 26 | | 76 | 152 | | | | | | | | |
| 300 (AGZ10_, AYZ10_) (175 kW) Eng.8AR-FTS 9/17-1/70 | | | | | | | | | | | | | | | | | | | | |
| 19-8174 | | | R | | | | | | 26 | | 76 | 152 | | | | | | | | +ABS |
| 300h (AYZ10_) (145 kW) Eng.2AR-FXE 11/14-1/70 | | | | | | | | | | | | | | | | | | | | |
| 19-8174 | | | R | | | | | | 26 | | 76 | 152 | | | | | | | | +ABS |
| 300h AWD (AGZ15, AYZ15, ZGZ15) (145 kW) Eng.2AR-FXE 7/14-1/70 | | | | | | | | | | | | | | | | | | | | |
| 19-8174 | | | R | | | | | | 26 | | 76 | 152 | | | | | | | | +ABS |
| 300h AWD (AYZ15_, ZGZ15_, AGZ15_) (114 kW) Eng.2AR-FXE 7/14-1/70 | | | | | | | | | | | | | | | | | | | | |
| 19-8174 | | | R | | | | | | 26 | | 76 | 152 | | | | | | | | |
| 300h AWD (AYZ15) (147 kW) Eng.2AR-FXE 11/18-1/70 | | | | | | | | | | | | | | | | | | | | |
| 19-8174 | | | R | | | | | | 26 | | 76 | 152 | | | | | | | | +ABS |
| RX I (MCU15) 1/98-5/03 | | | | | | | | | | | | | | | | | | | | |
| 300 (MCU10_) (148 kW) Eng.1MZ-FE 1/98-2/03 | | | | | | | | | | | | | | | | | | | | |
| 19-7729 | | | F | | | | | | | 43 | 82 | | | | | | | | 45 | |
| 300 AWD (148 kW) Eng.1MZ-FE 10/00-5/03 | | | | | | | | | | | | | | | | | | | | |
| 19-7729 | | -02/03 | F | | | | | | | 43 | 82 | | | | | | | | 45 | |

LEXUS

| METELLI ref | Spare Parts | | F/R | L/R | | | ABS | A | B | C | D | E | F | G | H | I | L | M | Fig | NOTE |
|---|-------------|--------|-----|-----|--|--|-----|---|---|----|----|---|---|---|---|---|---|----|-----|------|
| 300 AWD (MCU15_) (164 kW) Eng.1MZ-FE 1/98-2/03 | | | | | | | | | | | | | | | | | | | | |
| 19-7729 | | | F | | | | | | | 43 | 82 | | | | | | | 45 | | |
| RX II (_U3_) 4/03-12/08 | | | | | | | | | | | | | | | | | | | | |
| 300 (MCU35_) (150 kW) Eng.1MZ-FE 5/03-12/08 | | | | | | | | | | | | | | | | | | | | |
| 19-7695 | | -01/06 | F | | | | | | | 45 | 84 | | | | | | | 45 | | |
| 330 (MCU38_) (171 kW) Eng.3MZ-FE 4/03-1/06 | | | | | | | | | | | | | | | | | | | | |
| 19-7695 | | | F | | | | | | | 45 | 84 | | | | | | | 45 | | |
| 330 AWD (MCU38) (171 kW) Eng.3MZ-FE 4/03-12/08 | | | | | | | | | | | | | | | | | | | | |
| 19-7695 | | | F | | | | | | | 45 | 84 | | | | | | | 45 | | |
| 350 (GSU30_) (203 kW) Eng.2GR-FE 1/06-12/08 | | | | | | | | | | | | | | | | | | | | |
| 19-7695 | | | F | | | | | | | 45 | 84 | | | | | | | 45 | | |
| 350 AWD (GSU35_) (203 kW) Eng.2GR-FE 2/06-12/08 | | | | | | | | | | | | | | | | | | | | |
| 19-7695 | | | F | | | | | | | 45 | 84 | | | | | | | 45 | | |
| 400h (MHU38_) (155 kW) Eng.3MZ-FE 9/05-12/08 | | | | | | | | | | | | | | | | | | | | |
| 19-7695 | | | F | | | | | | | 45 | 84 | | | | | | | 45 | | |
| 400h AWD (MHU38_) (155 kW) Eng.3MZ-FE 9/04-12/08 | | | | | | | | | | | | | | | | | | | | |
| 19-7695 | | 03/05- | F | | | | | | | 45 | 84 | | | | | | | 45 | | |

MAZDA

121 II (DB) / Autozam Revue 11/90-5/97

1.1 (40 kW) Eng.B1 11/90-10/93

| | | | | | | | | | | | | | | | | | | | | |
|---|--|--|---|--|--|--|--|--|--|----|----|-------|--|--|--|----|----|----|--|------|
| 19-7059 | | | R | | | | | | | 28 | | 121,9 | | | | | | 69 | | |
| 19-7122 | | | F | | | | | | | 38 | 63 | | | | | 17 | 17 | | | |
| 1.3 16V (39 kW) Eng.B3 (16V) 11/90-3/96 | | | | | | | | | | | | | | | | | | | | |
| 19-7059 | | | R | | | | | | | 28 | | 121,9 | | | | | | 69 | | -ABS |
| 19-7122 | | | F | | | | | | | 38 | 63 | | | | | 17 | 17 | | | |

MAZDA

| METELLI ref | Spare Parts | | F/R | L/R | | ABS | A | B | C | D | E | F | G | H | I | L | M | Fig | NOTE |
|---|-------------|--------|-----|-----|--|-----|---|---|----|-------|-------|---|---|---|----|-------|---|-----|--------------------------|
| 1.3 i 16V (53 kW) Eng.B3 (16V) 11/90-3/96 | | | | | | | | | | | | | | | | | | | |
| 19-7059 | | | R | | | | | | 28 | | 121,9 | | | | | 69 | | | -ABS |
| 19-7122 | | | F | | | | | | 38 | 63 | | | | | 17 | 17 | | | |
| 121 III (JASM, JBSM) / Soho 3/96-4/03 | | | | | | | | | | | | | | | | | | | |
| 1.25 (55 kW) Eng.DHF, DHG 3/96-4/03 | | | | | | | | | | | | | | | | | | | |
| 19-2549 | | -01/02 | R | | | | | | 29 | 50,29 | | | | | | 17,52 | | | Made in UK w/o Nut, +ABS |
| 19-2719 | | | R | | | | | | 29 | 50,29 | | | | | | 17,52 | | | Made in UK with Nut |
| 1.3 (37 kW) Eng.JJK, JJM 3/96-4/03 | | | | | | | | | | | | | | | | | | | |
| 19-2549 | | -01/02 | R | | | | | | 29 | 50,29 | | | | | | 17,52 | | | Made in UK w/o Nut, +ABS |
| 19-2719 | | | R | | | | | | 29 | 50,29 | | | | | | 17,52 | | | Made in UK with Nut |
| 19-7059 | | -05/99 | R | | | | | | 28 | | 121,9 | | | | | 69 | | | Made in Japan, -ABS |
| 19-7122 | | -05/99 | F | | | | | | 38 | 63 | | | | | 17 | 17 | | | Made in Japan |
| 1.3 (44 kW) Eng.J4R, J4T 3/96-4/03 | | | | | | | | | | | | | | | | | | | |
| 19-2549 | | -01/02 | R | | | | | | 29 | 50,29 | | | | | | 17,52 | | | Made in UK w/o Nut, +ABS |
| 19-2719 | | | R | | | | | | 29 | 50,29 | | | | | | 17,52 | | | Made in UK with Nut |
| 19-7059 | | -05/99 | R | | | | | | 28 | | 121,9 | | | | | 69 | | | Made in Japan, -ABS |
| 19-7122 | | -05/99 | F | | | | | | 38 | 63 | | | | | 17 | 17 | | | Made in Japan |
| 1.8 D (44 kW) Eng.RTJ, RTK 3/96-4/03 | | | | | | | | | | | | | | | | | | | |
| 19-2549 | | -01/02 | R | | | | | | 29 | 50,29 | | | | | | 17,52 | | | Made in UK w/o Nut, +ABS |
| 19-2719 | | | R | | | | | | 29 | 50,29 | | | | | | 17,52 | | | Made in UK with Nut |
| 2 I (DY) / Demio 2/03-6/07 | | | | | | | | | | | | | | | | | | | |
| 1.2 (55 kW) Eng.FUJA 2/03-6/07 | | | | | | | | | | | | | | | | | | | |
| 19-2274 | | | F | | | | | | 39 | 72 | | | | | | 37 | | | +ABS |
| 19-2338 | | | F | | | | | | 39 | 72 | | | | | | 37 | | | -ABS |
| 19-8139 | | | R | | | | | | 29 | 53 | | | | | | 37 | | | |
| 1.25 (55 kW) Eng.FUJA 4/03-6/07 | | | | | | | | | | | | | | | | | | | |
| 19-2274 | | | F | | | | | | 39 | 72 | | | | | | 37 | | | +ABS |

MAZDA

| METELLI ref | Spare Parts | | F/R | L/R | | ABS | A | B | C | D | E | F | G | H | I | L | M | Fig | NOTE |
|---|-------------|--|-----|-----|--|-----|---|---|----|----|---|---|---|---|---|----|---|-----|------|
| 19-2338 | | | F | | | | | | 39 | 72 | | | | | | 37 | | | -ABS |
| 19-2698 | | | R | | | | | | 29 | 53 | | | | | | 37 | | | -ABS |
| 19-8139 | | | R | | | | | | 29 | 53 | | | | | | 37 | | | -ABS |
| 1.3 L (67 kW) Eng.ZJ-04 4/03-6/07 | | | | | | | | | | | | | | | | | | | |
| 19-2274 | | | F | | | | | | 39 | 72 | | | | | | 37 | | | +ABS |
| 19-2338 | | | F | | | | | | 39 | 72 | | | | | | 37 | | | -ABS |
| 19-8139 | | | R | | | | | | 29 | 53 | | | | | | 37 | | | |
| 1.4 (59 kW) Eng.FXJA 2/03-6/07 | | | | | | | | | | | | | | | | | | | |
| 19-2274 | | | F | | | | | | 39 | 72 | | | | | | 37 | | | +ABS |
| 19-2338 | | | F | | | | | | 39 | 72 | | | | | | 37 | | | -ABS |
| 19-8139 | | | R | | | | | | 29 | 53 | | | | | | 37 | | | |
| 19-2274 | | | F | | | | | | 39 | 72 | | | | | | 37 | | | +ABS |
| 19-2338 | | | F | | | | | | 39 | 72 | | | | | | 37 | | | -ABS |
| 19-2698 | | | R | | | | | | 29 | 53 | | | | | | 37 | | | -ABS |
| 19-8139 | | | R | | | | | | 29 | 53 | | | | | | 37 | | | |
| 1.4 CD (50 kW) Eng.F6JA, F6JB 4/03-6/07 | | | | | | | | | | | | | | | | | | | |
| 19-2274 | | | F | | | | | | 39 | 72 | | | | | | 37 | | | +ABS |
| 19-2338 | | | F | | | | | | 39 | 72 | | | | | | 37 | | | -ABS |
| 19-2698 | | | R | | | | | | 29 | 53 | | | | | | 37 | | | -ABS |
| 19-8139 | | | R | | | | | | 29 | 53 | | | | | | 37 | | | |
| 1.6 (74 kW) Eng.FYJA 2/03-6/07 | | | | | | | | | | | | | | | | | | | |
| 19-2274 | | | F | | | | | | 39 | 72 | | | | | | 37 | | | +ABS |
| 19-2338 | | | F | | | | | | 39 | 72 | | | | | | 37 | | | -ABS |
| 19-8139 | | | R | | | | | | 29 | 53 | | | | | | 37 | | | |
| 19-2274 | | | F | | | | | | 39 | 72 | | | | | | 37 | | | +ABS |
| 19-2338 | | | F | | | | | | 39 | 72 | | | | | | 37 | | | -ABS |
| 19-2698 | | | R | | | | | | 29 | 53 | | | | | | 37 | | | -ABS |

MAZDA

| METELLI ref | Spare Parts | | F/R | L/R | | | ABS | A | B | C | D | E | F | G | H | I | L | M | Fig | NOTE |
|---|-------------|--|-----|-----|--|--|-----|---|---|----|----|---|---|---|---|---|----|---|-----|------|
| 19-8139 | | | R | | | | | | | 29 | 53 | | | | | | 37 | | | |
| 2 II (DE_, DH_3) / Demio 7/07-6/15 | | | | | | | | | | | | | | | | | | | | |
| 1.3 (55 kW) Eng.ZJ46 10/07-6/15 | | | | | | | | | | | | | | | | | | | | |
| 19-7836 | | | R | | | | | | | | | | | | | | | | | |
| 19-8131 | | | F | | | | | | | 39 | 72 | | | | | | 37 | | | +ABS |
| 1.3 (63 kW) Eng.ZJ46 10/07-6/15 | | | | | | | | | | | | | | | | | | | | |
| 19-7836 | | | R | | | | | | | | | | | | | | | | | |
| 19-8131 | | | F | | | | | | | 39 | 72 | | | | | | 37 | | | +ABS |
| 1.3 BiFuel (55 kW) Eng.ZJ-46 5/11-11/14 | | | | | | | | | | | | | | | | | | | | |
| 19-7836 | | | R | | | | | | | | | | | | | | | | | +ABS |
| 19-8131 | | | F | | | | | | | 39 | 72 | | | | | | 37 | | | +ABS |
| 1.3 BiFuel (62 kW) Eng.ZJ-46 5/11-11/14 | | | | | | | | | | | | | | | | | | | | |
| 19-7836 | | | R | | | | | | | | | | | | | | | | | +ABS |
| 19-8131 | | | F | | | | | | | 39 | 72 | | | | | | 37 | | | +ABS |
| 1.3 MZR (62 kW) Eng.ZJ-VE, ZJ46 1/10-6/15 | | | | | | | | | | | | | | | | | | | | |
| 19-7836 | | | R | | | | | | | | | | | | | | | | | +ABS |
| 19-8131 | | | F | | | | | | | 39 | 72 | | | | | | 37 | | | +ABS |
| 1.4 MZR-CD (50 kW) Eng.Y404 1/08-6/15 | | | | | | | | | | | | | | | | | | | | |
| 19-7836 | | | R | | | | | | | | | | | | | | | | | |
| 19-8131 | | | F | | | | | | | 39 | 72 | | | | | | 37 | | | +ABS |
| 1.5 (76 kW) Eng.ZY66, ZY84 7/07-6/15 | | | | | | | | | | | | | | | | | | | | |
| 19-7836 | | | R | | | | | | | | | | | | | | | | | |
| 19-8131 | | | F | | | | | | | 39 | 72 | | | | | | 37 | | | +ABS |
| 1.5 (DE5FS) (83 kW) Eng.ZY-VE 10/07-6/15 | | | | | | | | | | | | | | | | | | | | |
| 19-7836 | | | R | | | | | | | | | | | | | | | | | +ABS |
| 19-8131 | | | F | | | | | | | 39 | 72 | | | | | | 37 | | | +ABS |
| 1.5 MZR (75 kW) Eng.ZY05, ZY66 6/11-6/15 | | | | | | | | | | | | | | | | | | | | |
| 19-7836 | | | R | | | | | | | | | | | | | | | | | +ABS |

MAZDA

| METELLI ref | Spare Parts | | F/R | L/R | | | ABS | A | B | C | D | E | F | G | H | I | L | M | Fig | NOTE |
|---|-------------|-------------|-----|-----|--|--|-----|---|---|----|----|-----|---|---|---|---|------|---|-----|------|
| 19-8131 | | | F | | | | | | | 39 | 72 | | | | | | 37 | | | +ABS |
| 1.6 MZ-CD (66 kW) Eng.Y406, Y646 10/08-6/15 | | | | | | | | | | | | | | | | | | | | |
| 19-7836 | | 11/08- | R | | | | | | | | | | | | | | | | | |
| 19-8131 | | | F | | | | | | | 39 | 72 | | | | | | 37 | | | +ABS |
| 1.6 MZ-CD (70 kW) Eng.Y655, Y661 6/11-6/15 | | | | | | | | | | | | | | | | | | | | |
| 19-7836 | | | R | | | | | | | | | | | | | | | | | +ABS |
| 19-8131 | | | F | | | | | | | 39 | 72 | | | | | | 37 | | | +ABS |
| 2 II Sedan (DE_) 8/07-6/15 | | | | | | | | | | | | | | | | | | | | |
| 1.5 i (76 kW) Eng.ZY-DE 5/10-6/15 | | | | | | | | | | | | | | | | | | | | |
| 19-7836 | | | R | | | | | | | | | | | | | | | | | +ABS |
| 19-8131 | | | F | | | | | | | 39 | 72 | | | | | | 37 | | | +ABS |
| 3 I (BK) / Axela 10/03-12/09 | | | | | | | | | | | | | | | | | | | | |
| 1.4 (62 kW) Eng.ZJ07 (-.03.05), ZJ30 (04.05-.), ZJ32 10/03-6/09 | | | | | | | | | | | | | | | | | | | | |
| 19-7692 | | -12/04 | F | | | | | | | | 78 | 138 | | | | | 90,5 | | | |
| 19-7694 | | 01/05-11/08 | F | | | | | | | 42 | 80 | | | | | | 45 | | | +ABS |
| 19-7834 | | -11/08 | R | | | | | | | | | 142 | | | | | 104 | | | |
| 1.6 (77 kW) Eng.Z601 (-.03.05), Z627 10/03-6/09 | | | | | | | | | | | | | | | | | | | | |
| 19-7692 | | -12/04 | F | | | | | | | | 78 | 138 | | | | | 90,5 | | | |
| 19-7694 | | 01/05-11/08 | F | | | | | | | 42 | 80 | | | | | | 45 | | | +ABS |
| 19-7834 | | -11/08 | R | | | | | | | | | 142 | | | | | 104 | | | +ABS |
| 1.6 DI Turbo (80 kW) Eng.Y601, Y603, Y605, Y642 6/04-6/09 | | | | | | | | | | | | | | | | | | | | |
| 19-7692 | | -12/04 | F | | | | | | | | 78 | 138 | | | | | 90,5 | | | |
| 19-7694 | | 01/05-11/08 | F | | | | | | | 42 | 80 | | | | | | 45 | | | +ABS |
| 19-7834 | | -11/08 | R | | | | | | | | | 142 | | | | | 104 | | | |
| 1.6 MZ-CD (66 kW) Eng.Y406 6/06-12/09 | | | | | | | | | | | | | | | | | | | | |
| 19-7694 | | | F | | | | | | | 42 | 80 | | | | | | 45 | | | +ABS |
| 19-7834 | | | R | | | | | | | | | 142 | | | | | 104 | | | |

MAZDA

| METELLI ref | Spare Parts | | F/R | L/R | | | ABS | A | B | C | D | E | F | G | H | I | L | M | Fig | NOTE | |
|--|-------------|-------------|-----|-----|--|--|-----|---|---|----|----|-----|---|---|---|---|------|---|-----|------|---------|
| 2.0 (104 kW) Eng.LF72 10/03-6/06 | | | | | | | | | | | | | | | | | | | | | |
| 19-7834 | | | R | | | | | | | | | 142 | | | | | 104 | | | | |
| 2.0 (110 kW) Eng.LF50, LF72, LFDE, LFN7, LFN8, LFVE 10/03-12/09 | | | | | | | | | | | | | | | | | | | | | |
| 19-7692 | | -12/04 | F | | | | | | | | 78 | 138 | | | | | 90,5 | | | | Eng. LF |
| 19-7694 | | 01/05- | F | | | | | | | 42 | 80 | | | | | | 45 | | | | +ABS |
| 19-7834 | | -11/08 | R | | | | | | | | | 142 | | | | | 104 | | | | +ABS |
| 19-8195 | | 09/08- | F | | | | | | | 42 | 80 | | | | | | 45 | | | | |
| 2.0 MZR-CD (105 kW) Eng.RF7J, RF8G 7/06-6/09 | | | | | | | | | | | | | | | | | | | | | |
| 19-7694 | | -11/08 | F | | | | | | | 42 | 80 | | | | | | 45 | | | | +ABS |
| 19-7834 | | -11/08 | R | | | | | | | | | 142 | | | | | 104 | | | | |
| 19-8195 | | 09/08- | F | | | | | | | 42 | 80 | | | | | | 45 | | | | |
| 2.3 DiSi Turbo MPS (184 kW) Eng.L3YH 6/06-6/09 | | | | | | | | | | | | | | | | | | | | | |
| 19-7834 | | | R | | | | | | | | | 142 | | | | | 104 | | | | |
| 19-8195 | | 09/08- | F | | | | | | | 42 | 80 | | | | | | 45 | | | | |
| 2.3 MPS Turbo (191 kW) Eng.L3M6 12/06-6/09 | | | | | | | | | | | | | | | | | | | | | |
| 19-7694 | | -11/08 | F | | | | | | | 42 | 80 | | | | | | 45 | | | | +ABS |
| 19-7834 | | -11/08 | R | | | | | | | | | 142 | | | | | 104 | | | | |
| 19-8195 | | 09/08- | F | | | | | | | 42 | 80 | | | | | | 45 | | | | |
| 2.3 MZR (115 kW) Eng.L3-VE 10/03-3/09 | | | | | | | | | | | | | | | | | | | | | |
| 19-7834 | | | R | | | | | | | | | 142 | | | | | 104 | | | | |
| 19-8195 | | 09/08- | F | | | | | | | 42 | 80 | | | | | | 45 | | | | |
| 3 I Sedan (BK) / Axela 6/00-12/09 | | | | | | | | | | | | | | | | | | | | | |
| 1.6 (77 kW) Eng.Z601, Z627 2/04-6/09 | | | | | | | | | | | | | | | | | | | | | |
| 19-7692 | | -12/04 | F | | | | | | | | 78 | 138 | | | | | 90,5 | | | | |
| 19-7694 | | 01/05-11/08 | F | | | | | | | 42 | 80 | | | | | | 45 | | | | +ABS |
| 19-7834 | | -11/08 | R | | | | | | | | | 142 | | | | | 104 | | | | +ABS |
| 1.6 DI Turbo (80 kW) Eng.Y601, Y603, Y605, Y642 6/04-6/09 | | | | | | | | | | | | | | | | | | | | | |
| 19-7692 | | -12/04 | F | | | | | | | | 78 | 138 | | | | | 90,5 | | | | |

MAZDA

| METELLI ref | Spare Parts | | F/R | L/R | | ABS | A | B | C | D | E | F | G | H | I | L | M | Fig | NOTE |
|--|-------------|-------------|-----|-----|--|-----|---|---|----|----|-----|---|---|---|---|------|---|-----|------|
| 19-7694 | | 01/05-11/08 | F | | | | | | 42 | 80 | | | | | | 45 | | | +ABS |
| 19-7834 | | -11/08 | R | | | | | | | | 142 | | | | | 104 | | | +ABS |
| 2.0 (104 kW) Eng.LF72 10/03-6/06 | | | | | | | | | | | | | | | | | | | |
| 19-7834 | | | R | | | | | | | | 142 | | | | | 104 | | | |
| 2.0 (110 kW) Eng.LF50, LF72, LFDE, LFN7, LFN8, LFVE 10/03-12/09 | | | | | | | | | | | | | | | | | | | |
| 19-7692 | | -12/04 | F | | | | | | | 78 | 138 | | | | | 90,5 | | | |
| 19-7694 | | 01/05-11/08 | F | | | | | | 42 | 80 | | | | | | 45 | | | +ABS |
| 19-7834 | | -11/08 | R | | | | | | | | 142 | | | | | 104 | | | +ABS |
| 19-8195 | | 09/08- | F | | | | | | 42 | 80 | | | | | | 45 | | | |
| 2.0 MZR-CD (105 kW) Eng.RF7J, RF8G 12/06-6/09 | | | | | | | | | | | | | | | | | | | |
| 19-7694 | | -11/08 | F | | | | | | 42 | 80 | | | | | | 45 | | | +ABS |
| 19-7834 | | -11/08 | R | | | | | | | | 142 | | | | | 104 | | | |
| 19-8195 | | 09/08- | F | | | | | | 42 | 80 | | | | | | 45 | | | |
| 2.3 (118 kW) Eng.L3-VE 3/04-3/09 | | | | | | | | | | | | | | | | | | | |
| 19-7834 | | | R | | | | | | | | 142 | | | | | 104 | | | |
| 19-8195 | | 09/08- | F | | | | | | 42 | 80 | | | | | | 45 | | | |
| 2.3 (126 kW) Eng.L3-VE 4/04-3/09 | | | | | | | | | | | | | | | | | | | |
| 19-7834 | | | R | | | | | | | | 142 | | | | | 104 | | | |
| 3 II (BL) / Axela 12/08-9/14 | | | | | | | | | | | | | | | | | | | |
| 1.6 MZR (77 kW) Eng.Z668, Z682, Z683 12/08-9/14 | | | | | | | | | | | | | | | | | | | |
| 19-7834 | | | R | | | | | | | | 142 | | | | | 104 | | | |
| 19-8195 | | | F | | | | | | 42 | 80 | | | | | | 45 | | | |
| 1.6 MZR (79 kW) Eng.Z6 1/10-12/13 | | | | | | | | | | | | | | | | | | | |
| 19-7834 | | | R | | | | | | | | 142 | | | | | 104 | | | |
| 19-8195 | | | F | | | | | | 42 | 80 | | | | | | 45 | | | |
| 1.6 MZR CD (80 kW) Eng.Y642 12/08-5/13 | | | | | | | | | | | | | | | | | | | |
| 19-7834 | | | R | | | | | | | | 142 | | | | | 104 | | | |
| 19-8195 | | | F | | | | | | 42 | 80 | | | | | | 45 | | | |

MAZDA

| METELLI ref | Spare Parts | | F/R | L/R | | | ABS | A | B | C | D | E | F | G | H | I | L | M | Fig | NOTE |
|---|-------------|--|-----|-----|--|--|-----|---|---|----|----|-----|---|---|---|---|---|---|-----|------|
| 1.6 MZR CD (85 kW) Eng.Y650, Y655 9/10-5/13 | | | | | | | | | | | | | | | | | | | | |
| 19-7834 | | | R | | | | | | | | | 142 | | | | | | | 104 | |
| 19-8195 | | | F | | | | | | | 42 | 80 | | | | | | | | 45 | |
| 2.0 (113 kW) Eng.PEY7 9/11-10/13 | | | | | | | | | | | | | | | | | | | | |
| 19-7834 | | | R | | | | | | | | | 142 | | | | | | | 104 | |
| 2.0 DISI (BLEFP) (110 kW) Eng.LF-VDS 5/09-2/12 | | | | | | | | | | | | | | | | | | | | |
| 19-7834 | | | R | | | | | | | | | 142 | | | | | | | 104 | |
| 19-8195 | | | F | | | | | | | 42 | 80 | | | | | | | | 45 | |
| 2.0 MZR (108 kW) Eng.LF5H, LF5W 4/09-9/14 | | | | | | | | | | | | | | | | | | | | |
| 19-7834 | | | R | | | | | | | | | 142 | | | | | | | 104 | |
| 19-8195 | | | F | | | | | | | 42 | 80 | | | | | | | | 45 | |
| 2.0 MZR (110 kW) Eng.LF5H, LF5W 1/09-9/14 | | | | | | | | | | | | | | | | | | | | |
| 19-7834 | | | R | | | | | | | | | 142 | | | | | | | 104 | |
| 19-8195 | | | F | | | | | | | 42 | 80 | | | | | | | | 45 | |
| 2.0 MZR DISI (111 kW) Eng.LFZ2 12/08-5/13 | | | | | | | | | | | | | | | | | | | | |
| 19-7834 | | | R | | | | | | | | | 142 | | | | | | | 104 | |
| 19-8195 | | | F | | | | | | | 42 | 80 | | | | | | | | 45 | |
| 2.2 MZR CD (110 kW) Eng.R2AA 1/09-10/13 | | | | | | | | | | | | | | | | | | | | |
| 19-7834 | | | R | | | | | | | | | 142 | | | | | | | 104 | |
| 19-8195 | | | F | | | | | | | 42 | 80 | | | | | | | | 45 | |
| 2.2 MZR CD (136 kW) Eng.R2AA 1/09-5/13 | | | | | | | | | | | | | | | | | | | | |
| 19-7834 | | | R | | | | | | | | | 142 | | | | | | | 104 | |
| 19-8195 | | | F | | | | | | | 42 | 80 | | | | | | | | 45 | |
| 2.3 MPS Turbo (191 kW) Eng.L3Y7 12/08-9/14 | | | | | | | | | | | | | | | | | | | | |
| 19-7834 | | | R | | | | | | | | | 142 | | | | | | | 104 | |
| 19-8195 | | | F | | | | | | | 42 | 80 | | | | | | | | 45 | |
| 2.5 (122 kW) Eng.L5-VE 3/09-9/14 | | | | | | | | | | | | | | | | | | | | |
| 19-7834 | | | R | | | | | | | | | 142 | | | | | | | 104 | |

MAZDA

| METELLI ref | Spare Parts | | F/R | L/R | | ABS | A | B | C | D | E | F | G | H | I | L | M | Fig | NOTE |
|---|-------------|--|-----|-----|--|-----|---|---|----|----|-----|---|---|---|---|-----|---|-----|------|
| 19-8195 | | | F | | | | | | 42 | 80 | | | | | | 45 | | | |
| 3 II Sedan (BL) / Axela 12/08-9/14 | | | | | | | | | | | | | | | | | | | |
| 1.6 MZR (77 kW) Eng.Z668, Z682, Z683 12/08-9/14 | | | | | | | | | | | | | | | | | | | |
| 19-7834 | | | R | | | | | | | | 142 | | | | | 104 | | | |
| 19-8195 | | | F | | | | | | 42 | 80 | | | | | | 45 | | | |
| 1.6 MZR CD (85 kW) Eng.Y650, Y655 9/10-5/13 | | | | | | | | | | | | | | | | | | | |
| 19-7834 | | | R | | | | | | | | 142 | | | | | 104 | | | |
| 19-8195 | | | F | | | | | | 42 | 80 | | | | | | 45 | | | |
| 1.6 MZR CD (BL12) (80 kW) Eng.Y642 12/08-5/13 | | | | | | | | | | | | | | | | | | | |
| 19-7834 | | | R | | | | | | | | 142 | | | | | 104 | | | |
| 19-8195 | | | F | | | | | | 42 | 80 | | | | | | 45 | | | |
| 2.0 (113 kW) Eng.PEY2 9/11-9/14 | | | | | | | | | | | | | | | | | | | |
| 19-7834 | | | R | | | | | | | | 142 | | | | | 104 | | | |
| 19-8195 | | | F | | | | | | 42 | 80 | | | | | | 45 | | | |
| 2.0 MZR (110 kW) Eng.LF5H, LF5W 3/09-9/14 | | | | | | | | | | | | | | | | | | | |
| 19-7834 | | | R | | | | | | | | 142 | | | | | 104 | | | |
| 19-8195 | | | F | | | | | | 42 | 80 | | | | | | 45 | | | |
| 2.0 MZR DISI (111 kW) Eng.LFZ2 2/09-5/13 | | | | | | | | | | | | | | | | | | | |
| 19-7834 | | | R | | | | | | | | 142 | | | | | 104 | | | |
| 19-8195 | | | F | | | | | | 42 | 80 | | | | | | 45 | | | |
| 2.2 MZR CD (110 kW) Eng.R2AA 1/09-9/14 | | | | | | | | | | | | | | | | | | | |
| 19-7834 | | | R | | | | | | | | 142 | | | | | 104 | | | |
| 19-8195 | | | F | | | | | | 42 | 80 | | | | | | 45 | | | |
| 2.2 MZR CD (136 kW) Eng.R2AA 6/09-5/13 | | | | | | | | | | | | | | | | | | | |
| 19-7834 | | | R | | | | | | | | 142 | | | | | 104 | | | |
| 19-8195 | | | F | | | | | | 42 | 80 | | | | | | 45 | | | |

MAZDA

| METELLI ref | Spare Parts | F/R | L/R | ABS | A | B | C | D | E | F | G | H | I | L | M | Fig | NOTE | |
|---|-------------|-----|-----|-----|---|---|----|----|---|---|---|---|---|----|---|-----|------|------------|
| 323 C IV (BG) / Familia 1/89-9/00 | | | | | | | | | | | | | | | | | | |
| 1.3 (49 kW) Eng.B3E 9/89-7/94 | | | | | | | | | | | | | | | | | | |
| 19-7058 | | F | | | | | 40 | 74 | | | | | | 40 | | | | |
| 1.3 16V (54 kW) Eng.B3 (16V) 9/89-7/94 | | | | | | | | | | | | | | | | | | |
| 19-7058 | | F | | | | | 40 | 74 | | | | | | 40 | | | | |
| 1.6 (62 kW) Eng.B6E 9/89-6/91 | | | | | | | | | | | | | | | | | | |
| 19-7058 | | F | | | | | 40 | 74 | | | | | | 40 | | | | |
| 1.6 16V (65 kW) Eng.B6 (03.91-10.94) 3/91-10/94 | | | | | | | | | | | | | | | | | | |
| 19-7058 | | F/R | | | | | 40 | 74 | | | | | | 40 | | | | Brake disc |
| 1.7 D (41 kW) Eng.PN54 8/89-7/94 | | | | | | | | | | | | | | | | | | |
| 19-7058 | | F | | | | | 40 | 74 | | | | | | 40 | | | | |
| 1.8 16V 4WD (76 kW) Eng.BP 11/91-12/93 | | | | | | | | | | | | | | | | | | |
| 19-7061 | | F/R | | | | | 42 | 80 | | | | | | 45 | | | | Brake disc |
| 1.8 16V GT (94 kW) Eng.BP (DOHC) (01.91-03.93) 9/89-3/93 | | | | | | | | | | | | | | | | | | |
| 19-7058 | | F | | | | | 40 | 74 | | | | | | 40 | | | | |
| 1.8 16V Turbo 4WD (120 kW) Eng.BP Turbo 9/90-12/92 | | | | | | | | | | | | | | | | | | |
| 19-7061 | | F/R | | | | | 42 | 80 | | | | | | 45 | | | | Brake disc |
| 1.8 16V Turbo 4WD (136 kW) Eng.BP Turbo 1/93-7/94 | | | | | | | | | | | | | | | | | | |
| 19-7061 | | F/R | | | | | 42 | 80 | | | | | | 45 | | | | Brake disc |
| 323 C V (BA) / Familia 8/94-9/00 | | | | | | | | | | | | | | | | | | |
| 1.3 16V (54 kW) Eng.B3 (16V) 8/94-9/98 | | | | | | | | | | | | | | | | | | |
| 19-7058 | 10/96- | F | | | | | 40 | 74 | | | | | | 40 | | | | |
| 1.5 16V (65 kW) Eng.Z5-DE 8/94-9/98 | | | | | | | | | | | | | | | | | | |
| 19-7058 | | F | | | | | 40 | 74 | | | | | | 40 | | | | |

MAZDA

| METELLI ref | Spare Parts | | F/R | L/R | | | ABS | A | B | C | D | E | F | G | H | I | L | M | Fig | NOTE |
|--|-------------|--------|-----|-----|--|--|-----|---|---|----|----|-----|---|---|---|---|---|------|-----|------------------|
| 1.8 16V (84 kW) Eng.BP-ZE (05.98-.) 8/94-9/98 | | | | | | | | | | | | | | | | | | | | |
| 19-7058 | | | F | | | | | | | 40 | 74 | | | | | | | 40 | | |
| 323 F IV (BG) / Familia / Astina 4/87-10/94 | | | | | | | | | | | | | | | | | | | | |
| 1.6 (62 kW) Eng.B6E 9/89-6/91 | | | | | | | | | | | | | | | | | | | | |
| 19-7058 | | | F | | | | | | | 40 | 74 | | | | | | | 40 | | |
| 1.6 16V (65 kW) Eng.B6 (03.91-10.94) 3/91-10/94 | | | | | | | | | | | | | | | | | | | | |
| 19-7058 | | | F/R | | | | | | | 40 | 74 | | | | | | | 40 | | Brake disc |
| 1.8 16V (76 kW) Eng.BP 8/89-7/94 | | | | | | | | | | | | | | | | | | | | |
| 19-7058 | | | F | | | | | | | 40 | 74 | | | | | | | 40 | | |
| 1.8 16V GT (94 kW) Eng.BP (DOHC) (01.91-07.94) 8/89-7/94 | | | | | | | | | | | | | | | | | | | | |
| 19-7058 | | | F | | | | | | | 40 | 74 | | | | | | | 40 | | |
| 1.8 4WD (76 kW) Eng.BPC 1/91-4/94 | | | | | | | | | | | | | | | | | | | | |
| 19-7058 | | | F/R | | | | | | | 40 | 74 | | | | | | | 40 | | Brake disc |
| 323 F V (BA) / Familia / Lantis 7/94-9/98 | | | | | | | | | | | | | | | | | | | | |
| 1.5 16V (65 kW) Eng.Z5-DE 7/94-9/98 | | | | | | | | | | | | | | | | | | | | |
| 19-7058 | | | F | | | | | | | 40 | 74 | | | | | | | 40 | | |
| 1.8 16V (84 kW) Eng.BP-ZE (05.98-.) 8/94-9/98 | | | | | | | | | | | | | | | | | | | | |
| 19-7058 | | | F | | | | | | | 40 | 74 | | | | | | | 40 | | |
| 2.0 24V (106 kW) Eng.KF (08.94-.) 8/94-9/98 | | | | | | | | | | | | | | | | | | | | |
| 19-7058 | | | F | | | | | | | 40 | 74 | | | | | | | 40 | | |
| 323 F VI (BJ) / Familia 9/98-5/04 | | | | | | | | | | | | | | | | | | | | |
| 1.4 (53 kW) Eng.B3 (16V) 1/01-5/04 | | | | | | | | | | | | | | | | | | | | |
| 19-7058 | | | F | | | | | | | 40 | 74 | | | | | | | 40 | | |
| 19-7830 | | | R | | | | 88 | | | 36 | | 140 | | | | | | 79,5 | | +ABS, Brake disc |
| 1.4 16V (54 kW) Eng.B3 ME 9/98-1/01 | | | | | | | | | | | | | | | | | | | | |
| 19-7058 | | 10/00- | F | | | | | | | 40 | 74 | | | | | | | 40 | | |

MAZDA

| METELLI ref | Spare Parts | | F/R | L/R | | | ABS | A | B | C | D | E | F | G | H | I | L | M | Fig | NOTE |
|---|-------------|--------|-----|-----|--|--|-----|---|---|----|----|-----|---|---|---|---|------|---|-----|------------------|
| 19-7830 | | 10/00- | R | | | | 88 | | | 36 | | 140 | | | | | 79,5 | | | +ABS, Brake disc |
| 1.5 16V (65 kW) Eng.ZL05, ZL06 9/98-1/01 | | | | | | | | | | | | | | | | | | | | |
| 19-7058 | | -11/00 | F | | | | | | | 40 | 74 | | | | | | 40 | | | |
| 1.6 (70 kW) Eng.ZM 1/01-5/04 | | | | | | | | | | | | | | | | | | | | |
| 19-7058 | | | F | | | | | | | 40 | 74 | | | | | | 40 | | | |
| 19-7830 | | | R | | | | 88 | | | 36 | | 140 | | | | | 79,5 | | | +ABS, Brake disc |
| 1.6 (72 kW) Eng.ZM 1/01-5/04 | | | | | | | | | | | | | | | | | | | | |
| 19-7058 | | | F | | | | | | | 40 | 74 | | | | | | 40 | | | |
| 19-7830 | | | R | | | | 88 | | | 36 | | 140 | | | | | 79,5 | | | +ABS, Brake disc |
| 1.9 16V (BJ14) (84 kW) Eng.FP, FP55 9/98-1/01 | | | | | | | | | | | | | | | | | | | | |
| 19-7058 | | | F | | | | | | | 40 | 74 | | | | | | 40 | | | |
| 19-7830 | | 10/00- | R | | | | 88 | | | 36 | | 140 | | | | | 79,5 | | | +ABS, Brake disc |
| 2.0 (96 kW) Eng.FS7E, FS7G 1/01-5/04 | | | | | | | | | | | | | | | | | | | | |
| 19-7058 | | | F | | | | | | | 40 | 74 | | | | | | 40 | | | |
| 19-7830 | | | R | | | | 88 | | | 36 | | 140 | | | | | 79,5 | | | +ABS |
| 2.0 D (52 kW) Eng.RF1G 9/98-5/04 | | | | | | | | | | | | | | | | | | | | |
| 19-7058 | | | F | | | | | | | 40 | 74 | | | | | | 40 | | | |
| 2.0 TD (66 kW) Eng.RF4F 9/98-12/01 | | | | | | | | | | | | | | | | | | | | |
| 19-7058 | | | F | | | | | | | 40 | 74 | | | | | | 40 | | | |
| 2.0 TD (74 kW) Eng.RF4F 1/01-5/04 | | | | | | | | | | | | | | | | | | | | |
| 19-7058 | | | F | | | | | | | 40 | 74 | | | | | | 40 | | | |
| 19-7830 | | | R | | | | 88 | | | 36 | | 140 | | | | | 79,5 | | | +ABS, Brake disc |
| 323 P V (BA) / Familia 10/96-9/98 | | | | | | | | | | | | | | | | | | | | |
| 2.0 D (52 kW) Eng.RF1G 10/96-9/98 | | | | | | | | | | | | | | | | | | | | |
| 19-7058 | | 03/97- | F | | | | | | | 40 | 74 | | | | | | 40 | | | |

MAZDA

| METELLI ref | Spare Parts | | F/R | L/R | | ABS | A | B | C | D | E | F | G | H | I | L | M | Fig | NOTE |
|---|-------------|--------|-----|-----|--|-----|---|---|----|----|---|---|---|---|---|----|---|-----|------------|
| 323 S IV (BG) / Familia 1/89-10/96 | | | | | | | | | | | | | | | | | | | |
| 1.3 (49 kW) Eng.B383, B3E 9/89-6/91 | | | | | | | | | | | | | | | | | | | |
| 19-7058 | | | F/R | | | | | | 40 | 74 | | | | | | 40 | | | Brake disc |
| 1.3 16V (54 kW) Eng.B3 (16V) 4/91-7/94 | | | | | | | | | | | | | | | | | | | |
| 19-7058 | | | F | | | | | | 40 | 74 | | | | | | 40 | | | |
| 1.6 (62 kW) Eng.B6E 9/89-6/91 | | | | | | | | | | | | | | | | | | | |
| 19-7058 | | | F/R | | | | | | 40 | 74 | | | | | | 40 | | | Brake disc |
| 1.6 16V (65 kW) Eng.B6 (10.89-10.94) 8/89-10/96 | | | | | | | | | | | | | | | | | | | |
| 19-7058 | | | F/R | | | | | | 40 | 74 | | | | | | 40 | | | Brake disc |
| 1.7 D (41 kW) Eng.PN46, PN54, PN62 8/89-7/94 | | | | | | | | | | | | | | | | | | | |
| 19-7058 | | | F/R | | | | | | 40 | 74 | | | | | | 40 | | | Brake disc |
| 1.8 16V (76 kW) Eng.BP52 (09.91-07.94) 8/89-7/94 | | | | | | | | | | | | | | | | | | | |
| 19-7058 | | | F | | | | | | 40 | 74 | | | | | | 40 | | | |
| 1.8 16V 4WD (76 kW) Eng.BP52 (09.91-07.94) 9/91-7/94 | | | | | | | | | | | | | | | | | | | |
| 19-7061 | | | F/R | | | | | | 42 | 80 | | | | | | 45 | | | Brake disc |
| 1.8 16V GT (94 kW) Eng.BP (DOHC) (01.91-07.94) 6/89-7/94 | | | | | | | | | | | | | | | | | | | |
| 19-7058 | | | F | | | | | | 40 | 74 | | | | | | 40 | | | |
| 1.8 16V Turbo 4WD (120 kW) Eng.BP Turbo 1/91-7/94 | | | | | | | | | | | | | | | | | | | |
| 19-7061 | | | F/R | | | | | | 42 | 80 | | | | | | 45 | | | Brake disc |
| 323 S V (BA) / Familia 5/94-9/00 | | | | | | | | | | | | | | | | | | | |
| 1.3 16V (54 kW) Eng.B3 (16V) 8/94-9/98 | | | | | | | | | | | | | | | | | | | |
| 19-7058 | | 10/96- | F | | | | | | 40 | 74 | | | | | | 40 | | | |
| 1.5 16V (65 kW) Eng.Z5-DE 8/94-9/98 | | | | | | | | | | | | | | | | | | | |
| 19-7058 | | | F | | | | | | 40 | 74 | | | | | | 40 | | | |
| 1.6 TD (60 kW) Eng.4EE1-T (04.95-.) 5/94-9/98 | | | | | | | | | | | | | | | | | | | |
| 19-7058 | | | F | | | | | | 40 | 74 | | | | | | 40 | | | |

MAZDA

| METELLI ref | Spare Parts | | F/R | L/R | | | ABS | A | B | C | D | E | F | G | H | I | L | M | Fig | NOTE |
|---|-------------|--------|-----|-----|--|--|-----|---|---|----|----|-----|---|---|---|---|---|------|-----|------------------|
| 1.8 16V (84 kW) Eng.BP-ZE (05.98-.) 8/94-9/98 | | | | | | | | | | | | | | | | | | | | |
| 19-7058 | | | F | | | | | | | 40 | 74 | | | | | | | 40 | | |
| 2.0 D (52 kW) Eng.RF1G 10/96-9/98 | | | | | | | | | | | | | | | | | | | | |
| 19-7058 | | 03/97- | F | | | | | | | 40 | 74 | | | | | | | 40 | | |
| 323 S VI (BJ) / Protege / Familia 5/98-5/04 | | | | | | | | | | | | | | | | | | | | |
| 1.4 (53 kW) Eng.B3 (16V) 1/01-5/04 | | | | | | | | | | | | | | | | | | | | |
| 19-7058 | | | F | | | | | | | 40 | 74 | | | | | | | 40 | | |
| 19-7830 | | | R | | | | 88 | | | 36 | | 140 | | | | | | 79,5 | | +ABS, Brake disc |
| 1.4 16V (54 kW) Eng.B33G 9/98-1/01 | | | | | | | | | | | | | | | | | | | | |
| 19-7058 | | 10/00- | F | | | | | | | 40 | 74 | | | | | | | 40 | | |
| 19-7830 | | 10/00- | R | | | | 88 | | | 36 | | 140 | | | | | | 79,5 | | +ABS, Brake disc |
| 1.5 16V (65 kW) Eng.ZL05, ZL06 9/98-1/01 | | | | | | | | | | | | | | | | | | | | |
| 19-7058 | | -11/00 | F | | | | | | | 40 | 74 | | | | | | | 40 | | |
| 1.6 (70 kW) Eng.ZM 1/01-5/04 | | | | | | | | | | | | | | | | | | | | |
| 19-7058 | | | F | | | | | | | 40 | 74 | | | | | | | 40 | | |
| 19-7830 | | | R | | | | 88 | | | 36 | | 140 | | | | | | 79,5 | | +ABS, Brake disc |
| 1.6 (72 kW) Eng.ZM 1/01-5/04 | | | | | | | | | | | | | | | | | | | | |
| 19-7058 | | | F | | | | | | | 40 | 74 | | | | | | | 40 | | |
| 19-7830 | | | R | | | | 88 | | | 36 | | 140 | | | | | | 79,5 | | +ABS, Brake disc |
| 1.8 Protege (92 kW) Eng.BP (DOHC), FP55 5/98-5/04 | | | | | | | | | | | | | | | | | | | | |
| 19-7058 | | | F | | | | | | | 40 | 74 | | | | | | | 40 | | |
| 1.9 16V (84 kW) Eng.FP, FP55 9/98-5/04 | | | | | | | | | | | | | | | | | | | | |
| 19-7058 | | | F | | | | | | | 40 | 74 | | | | | | | 40 | | |
| 19-7830 | | 10/00- | R | | | | 88 | | | 36 | | 140 | | | | | | 79,5 | | +ABS, Brake disc |
| 2.0 (96 kW) Eng.FS7E, FS7G 1/01-5/04 | | | | | | | | | | | | | | | | | | | | |
| 19-7058 | | | F | | | | | | | 40 | 74 | | | | | | | 40 | | |
| 19-7830 | | | R | | | | 88 | | | 36 | | 140 | | | | | | 79,5 | | +ABS |

MAZDA

| METELLI ref | Spare Parts | | F/R | L/R | | | ABS | A | B | C | D | E | F | G | H | I | L | M | Fig | NOTE |
|---|-------------|--------|-----|-----|--|--|-----|---|---|----|----|-----|---|---|---|---|---|-----|-----|------|
| 2.0 (SP20) (98 kW) Eng.FS 2/00-5/04 | | | | | | | | | | | | | | | | | | | | |
| 19-7058 | | | F | | | | | | | 40 | 74 | | | | | | | 40 | | |
| 2.0 D (BJ1_) (52 kW) Eng.RF1G 9/98-5/04 | | | | | | | | | | | | | | | | | | | | |
| 19-7058 | | | F | | | | | | | 40 | 74 | | | | | | | 40 | | |
| 2.0 TD (66 kW) Eng.RF3F 9/98-5/04 | | | | | | | | | | | | | | | | | | | | |
| 19-7058 | | | F | | | | | | | 40 | 74 | | | | | | | 40 | | |
| 5 I (CR19) / Premacy 2/05-8/10 | | | | | | | | | | | | | | | | | | | | |
| 1.8 (85 kW) Eng.L823 2/05-5/10 | | | | | | | | | | | | | | | | | | | | |
| 19-7694 | | -09/08 | F | | | | | | | 42 | 80 | | | | | | | 45 | | |
| 19-7834 | | | R | | | | | | | | | 142 | | | | | | 104 | | |
| 19-8195 | | 09/08- | F | | | | | | | 42 | 80 | | | | | | | 45 | | |
| 2.0 (107 kW) Eng.LFF7 2/05-5/10 | | | | | | | | | | | | | | | | | | | | |
| 19-7694 | | -09/08 | F | | | | | | | 42 | 80 | | | | | | | 45 | | |
| 19-7834 | | | R | | | | | | | | | 142 | | | | | | 104 | | |
| 19-8195 | | 09/08- | F | | | | | | | 42 | 80 | | | | | | | 45 | | |
| 2.0 CD (81 kW) Eng.RF7J 2/05-5/10 | | | | | | | | | | | | | | | | | | | | |
| 19-7694 | | -09/08 | F | | | | | | | 42 | 80 | | | | | | | 45 | | |
| 19-7834 | | | R | | | | | | | | | 142 | | | | | | 104 | | |
| 19-8195 | | 09/08- | F | | | | | | | 42 | 80 | | | | | | | 45 | | |
| 2.0 CD (105 kW) Eng.RF7J 2/05-5/10 | | | | | | | | | | | | | | | | | | | | |
| 19-7694 | | -09/08 | F | | | | | | | 42 | 80 | | | | | | | 45 | | |
| 19-7834 | | | R | | | | | | | | | 142 | | | | | | 104 | | |
| 19-8195 | | 09/08- | F | | | | | | | 42 | 80 | | | | | | | 45 | | |
| 5 II (CW) / Premacy 9/10-1/70 | | | | | | | | | | | | | | | | | | | | |
| 1.6 CD (85 kW) Eng.Y650, Y655, Y6Y1 7/10-1/70 | | | | | | | | | | | | | | | | | | | | |
| 19-7834 | | | R | | | | | | | | | 142 | | | | | | 104 | | |
| 19-8195 | | | F | | | | | | | 42 | 80 | | | | | | | 45 | | |

MAZDA

| METELLI ref | Spare Parts | | F/R | L/R | | | ABS | A | B | C | D | E | F | G | H | I | L | M | Fig | NOTE |
|---|-------------|--|-----|-----|--|--|-----|---|---|----|----|-----|---|---|---|---|---|---|------|------|
| 1.8 MZR (85 kW) Eng.L850 9/10-1/70 | | | | | | | | | | | | | | | | | | | | |
| 19-7834 | | | R | | | | | | | | | 142 | | | | | | | 104 | |
| 19-8195 | | | F | | | | | | | 42 | 80 | | | | | | | | 45 | |
| 2.0 (106 kW) Eng.LF-ZB 6/10-1/70 | | | | | | | | | | | | | | | | | | | | |
| 19-7834 | | | R | | | | | | | | | 142 | | | | | | | 104 | |
| 19-8195 | | | F | | | | | | | 42 | 80 | | | | | | | | 45 | |
| 2.0 (108 kW) Eng.LF-ZB 1/11-1/70 | | | | | | | | | | | | | | | | | | | | |
| 19-7834 | | | R | | | | | | | | | 142 | | | | | | | 104 | |
| 19-8195 | | | F | | | | | | | 42 | 80 | | | | | | | | 45 | |
| 2.0 (110 kW) Eng.LF-ZB 9/10-1/70 | | | | | | | | | | | | | | | | | | | | |
| 19-7834 | | | R | | | | | | | | | 142 | | | | | | | 104 | |
| 19-8195 | | | F | | | | | | | 42 | 80 | | | | | | | | 45 | |
| 6 I Hatchback (GG) / Atenza 8/02-12/07 | | | | | | | | | | | | | | | | | | | | |
| 1.8 (88 kW) Eng.L813 8/02-8/07 | | | | | | | | | | | | | | | | | | | | |
| 19-7830 | | | R | | | | 88 | | | 36 | | 140 | | | | | | | 79,5 | +ABS |
| 2.0 (104 kW) Eng.LF17, LF18 8/02-8/07 | | | | | | | | | | | | | | | | | | | | |
| 19-7830 | | | R | | | | 88 | | | 36 | | 140 | | | | | | | 79,5 | +ABS |
| 2.0 (108 kW) Eng.LFF7 3/05-8/07 | | | | | | | | | | | | | | | | | | | | |
| 19-7830 | | | R | | | | 88 | | | 36 | | 140 | | | | | | | 79,5 | +ABS |
| 2.0 DI (89 kW) Eng.RF5C 8/02-8/07 | | | | | | | | | | | | | | | | | | | | |
| 19-7830 | | | R | | | | 88 | | | 36 | | 140 | | | | | | | 79,5 | +ABS |
| 2.0 DI (100 kW) Eng.RF5C 8/02-8/07 | | | | | | | | | | | | | | | | | | | | |
| 19-7830 | | | R | | | | 88 | | | 36 | | 140 | | | | | | | 79,5 | +ABS |
| 2.0 DI (105 kW) Eng.RF7J 6/05-8/07 | | | | | | | | | | | | | | | | | | | | |
| 19-7830 | | | R | | | | 88 | | | 36 | | 140 | | | | | | | 79,5 | +ABS |

MAZDA

| METELLI ref | Spare Parts | | F/R | L/R | | ABS | A | B | C | D | E | F | G | H | I | L | M | Fig | NOTE |
|--|-------------|--------|-----|-----|--|-----|---|---|----|---|-----|---|---|---|---|------|---|-----|------|
| 2.3 (122 kW) Eng.L3C1 8/02-8/07 | | | | | | | | | | | | | | | | | | | |
| 19-7830 | | | R | | | 88 | | | 36 | | 140 | | | | | 79,5 | | | +ABS |
| 6 I Sedan (GG) / Atenza 6/02-8/07 | | | | | | | | | | | | | | | | | | | |
| 1.8 (88 kW) Eng.L813, L829 8/02-8/07 | | | | | | | | | | | | | | | | | | | |
| 19-7830 | | | R | | | 88 | | | 36 | | 140 | | | | | 79,5 | | | +ABS |
| 2.0 (104 kW) Eng.LF17, LF18 6/02-8/07 | | | | | | | | | | | | | | | | | | | |
| 19-7830 | | | R | | | 88 | | | 36 | | 140 | | | | | 79,5 | | | +ABS |
| 2.0 (108 kW) Eng.LFF7 3/05-8/07 | | | | | | | | | | | | | | | | | | | |
| 19-7830 | | | R | | | 88 | | | 36 | | 140 | | | | | 79,5 | | | +ABS |
| 2.0 DI (89 kW) Eng.RF5C 8/02-8/07 | | | | | | | | | | | | | | | | | | | |
| 19-7830 | | | R | | | 88 | | | 36 | | 140 | | | | | 79,5 | | | +ABS |
| 2.0 DI (100 kW) Eng.RF5C 6/02-8/07 | | | | | | | | | | | | | | | | | | | |
| 19-7830 | | | R | | | 88 | | | 36 | | 140 | | | | | 79,5 | | | +ABS |
| 2.0 DI (105 kW) Eng.RF7J 6/05-8/07 | | | | | | | | | | | | | | | | | | | |
| 19-7830 | | | R | | | 88 | | | 36 | | 140 | | | | | 79,5 | | | +ABS |
| 2.3 (122 kW) Eng.L3C1 6/02-8/07 | | | | | | | | | | | | | | | | | | | |
| 19-7830 | | | R | | | 88 | | | 36 | | 140 | | | | | 79,5 | | | +ABS |
| 6 I SW (GY) / Atenza 1/02-2/08 | | | | | | | | | | | | | | | | | | | |
| 1.8 (88 kW) Eng.L813 8/02-8/07 | | | | | | | | | | | | | | | | | | | |
| 19-7830 | | -07/07 | R | | | 88 | | | 36 | | 140 | | | | | 79,5 | | | +ABS |
| 2.0 (104 kW) Eng.LF17, LF18 8/02-8/07 | | | | | | | | | | | | | | | | | | | |
| 19-7830 | | -07/07 | R | | | 88 | | | 36 | | 140 | | | | | 79,5 | | | +ABS |
| 2.0 (108 kW) Eng.LFF7 3/05-8/07 | | | | | | | | | | | | | | | | | | | |
| 19-7830 | | -07/07 | R | | | 88 | | | 36 | | 140 | | | | | 79,5 | | | +ABS |
| 2.0 DI (89 kW) Eng.RF5C 8/02-8/07 | | | | | | | | | | | | | | | | | | | |
| 19-7830 | | -07/07 | R | | | 88 | | | 36 | | 140 | | | | | 79,5 | | | +ABS |

MAZDA

| METELLI ref | Spare Parts | | F/R | L/R | | ABS | A | B | C | D | E | F | G | H | I | L | M | Fig | NOTE |
|---|-------------|--------|-----|-----|--|-----|---|---|----|----|-----|---|---|---|---|------|---|-----|------|
| 2.0 DI (100 kW) Eng.RF5C 8/02-2/05 | | | | | | | | | | | | | | | | | | | |
| 19-7830 | | | R | | | 88 | | | 36 | | 140 | | | | | 79,5 | | | +ABS |
| 2.0 DI (105 kW) Eng.RF7J 6/05-8/07 | | | | | | | | | | | | | | | | | | | |
| 19-7830 | | -07/07 | R | | | 88 | | | 36 | | 140 | | | | | 79,5 | | | +ABS |
| 2.3 (122 kW) Eng.L3C1 1/02-2/08 | | | | | | | | | | | | | | | | | | | |
| 19-7830 | | -07/07 | R | | | 88 | | | 36 | | 140 | | | | | 79,5 | | | +ABS |
| 6 II Hatchback (GH) / Atenza 8/07-7/13 | | | | | | | | | | | | | | | | | | | |
| 1.8 MZR (88 kW) Eng.L813 8/07-7/13 | | | | | | | | | | | | | | | | | | | |
| 19-8195 | | | F | | | | | | 42 | 80 | | | | | | 45 | | | |
| 2.0 MZR (108 kW) Eng.LF17 8/07-7/13 | | | | | | | | | | | | | | | | | | | |
| 19-8195 | | | F | | | | | | 42 | 80 | | | | | | 45 | | | |
| 2.0 MZR (114 kW) Eng.LFDE 1/10-12/12 | | | | | | | | | | | | | | | | | | | |
| 19-8195 | | | F | | | | | | 42 | 80 | | | | | | 45 | | | |
| 2.5 MZR (125 kW) Eng.L5-VE 8/07-3/13 | | | | | | | | | | | | | | | | | | | |
| 19-8195 | | | F | | | | | | 42 | 80 | | | | | | 45 | | | |
| 6 II Sedan (GH) 8/07-7/13 | | | | | | | | | | | | | | | | | | | |
| 1.8 MZR (88 kW) Eng.L813 8/07-7/13 | | | | | | | | | | | | | | | | | | | |
| 19-8195 | | | F | | | | | | 42 | 80 | | | | | | 45 | | | |
| 2.0 MZR (108 kW) Eng.LF4J, LF4K, LFYA, LFYB 8/07-12/12 | | | | | | | | | | | | | | | | | | | |
| 19-8195 | | | F | | | | | | 42 | 80 | | | | | | 45 | | | |
| 2.0 MZR (114 kW) Eng.LFDE 1/10-12/12 | | | | | | | | | | | | | | | | | | | |
| 19-8195 | | | F | | | | | | 42 | 80 | | | | | | 45 | | | |
| 2.5 MZR (125 kW) Eng.L5-VE 8/07-7/13 | | | | | | | | | | | | | | | | | | | |
| 19-8195 | | | F | | | | | | 42 | 80 | | | | | | 45 | | | |

MAZDA

| METELLI ref | Spare Parts | | F/R | L/R | | | ABS | A | B | C | D | E | F | G | H | I | L | M | Fig | NOTE |
|--|-------------|--------|-----|-----|--|--|-----|---|---|-------|-------|---|---|---|---|---|---|-------|-----|------|
| 6 II SW (GH) 12/07-7/13 | | | | | | | | | | | | | | | | | | | | |
| 1.8 MZR (88 kW) Eng.L813 2/08-7/13 | | | | | | | | | | | | | | | | | | | | |
| 19-8195 | | | F | | | | | | | 42 | 80 | | | | | | | 45 | | |
| 2.0 MZR (108 kW) Eng.LF17 12/07-7/13 | | | | | | | | | | | | | | | | | | | | |
| 19-8195 | | | F | | | | | | | 42 | 80 | | | | | | | 45 | | |
| 2.0 MZR (114 kW) Eng.LFDE 1/10-7/13 | | | | | | | | | | | | | | | | | | | | |
| 19-8195 | | | F | | | | | | | 42 | 80 | | | | | | | 45 | | |
| 2.5 MZR (125 kW) Eng.L5-VE 2/08-7/13 | | | | | | | | | | | | | | | | | | | | |
| 19-8195 | | | F | | | | | | | 42 | 80 | | | | | | | 45 | | |
| 626 II (GC) / Telstar 11/82-1/90 | | | | | | | | | | | | | | | | | | | | |
| 1.6 (59 kW) Eng.F6 11/82-6/87 | | | | | | | | | | | | | | | | | | | | |
| 19-7561 | | 06/83- | R | | | | | | | 17,46 | 50,29 | | | | | | | 14,73 | | |
| 2.0 (74 kW) Eng.FE (8V) 3/83-9/87 | | | | | | | | | | | | | | | | | | | | |
| 19-7561 | | 06/83- | R | | | | | | | 17,46 | 50,29 | | | | | | | 14,73 | | |
| 2.0 (88 kW) Eng.FE (8V) 1/86-9/87 | | | | | | | | | | | | | | | | | | | | |
| 19-7561 | | | R | | | | | | | 17,46 | 50,29 | | | | | | | 14,73 | | |
| 2.0 (GC1) (68 kW) Eng.FE-3L, FE-3M 10/86-1/90 | | | | | | | | | | | | | | | | | | | | |
| 19-7561 | | | R | | | | | | | 17,46 | 50,29 | | | | | | | 14,73 | | |
| 2.0 D (46 kW) Eng.RF46 1/83-6/87 | | | | | | | | | | | | | | | | | | | | |
| 19-7561 | | 06/83- | R | | | | | | | 17,46 | 50,29 | | | | | | | 14,73 | | |
| 626 II Hatchback (GC) 11/82-10/87 | | | | | | | | | | | | | | | | | | | | |
| 1.6 (55 kW) Eng.F603, F658 3/83-9/87 | | | | | | | | | | | | | | | | | | | | |
| 19-7561 | | 06/83- | R | | | | | | | 17,46 | 50,29 | | | | | | | 14,73 | | |
| 1.6 (59 kW) Eng.F6 3/83-9/87 | | | | | | | | | | | | | | | | | | | | |
| 19-7561 | | 06/83- | R | | | | | | | 17,46 | 50,29 | | | | | | | 14,73 | | |

MAZDA

| METELLI ref | Spare Parts | | F/R | L/R | | | ABS | A | B | C | D | E | F | G | H | I | L | M | Fig | NOTE |
|---|-------------|--------|-----|-----|--|--|-----|---|---|-------|-------|---|---|---|---|---|-------|---|-----|------|
| 2.0 (68 kW) Eng.FE (8V) 1/85-9/87 | | | | | | | | | | | | | | | | | | | | |
| 19-7561 | | | R | | | | | | | 17,46 | 50,29 | | | | | | 14,73 | | | |
| 2.0 (74 kW) Eng.FE (8V) 3/83-9/87 | | | | | | | | | | | | | | | | | | | | |
| 19-7561 | | 06/83- | R | | | | | | | 17,46 | 50,29 | | | | | | 14,73 | | | |
| 2.0 (88 kW) Eng.FE (8V) 1/86-9/87 | | | | | | | | | | | | | | | | | | | | |
| 19-7561 | | | R | | | | | | | 17,46 | 50,29 | | | | | | 14,73 | | | |
| 2.0 D (46 kW) Eng.RF46 3/84-6/87 | | | | | | | | | | | | | | | | | | | | |
| 19-7561 | | | R | | | | | | | 17,46 | 50,29 | | | | | | 14,73 | | | |
| 626 III SW (GV) 9/87-9/97 | | | | | | | | | | | | | | | | | | | | |
| 2.2 12V 4WD (85 kW) Eng.F2, F2L1 5/91-11/92 | | | | | | | | | | | | | | | | | | | | |
| 19-7061 | | | R | | | | | | | 42 | 80 | | | | | | 45 | | | |
| 626 IV (GE) / Cronos 1/92-6/97 | | | | | | | | | | | | | | | | | | | | |
| 1.8 i (66 kW) Eng.FP01LP 8/94-4/97 | | | | | | | | | | | | | | | | | | | | |
| 19-7061 | | | F | | | | | | | 42 | 80 | | | | | | 45 | | | |
| 1.8 i (77 kW) Eng.FP 8/91-4/97 | | | | | | | | | | | | | | | | | | | | |
| 19-7061 | | | F | | | | | | | 42 | 80 | | | | | | 45 | | | |
| 2.0 D GLX Comprex (55 kW) Eng.RF55 10/92-4/97 | | | | | | | | | | | | | | | | | | | | |
| 19-7061 | | 06/94- | F | | | | | | | 42 | 80 | | | | | | 45 | | | |
| 2.0 i (85 kW) Eng.FS (01.92-) 1/92-4/97 | | | | | | | | | | | | | | | | | | | | |
| 19-7061 | | | F | | | | | | | 42 | 80 | | | | | | 45 | | | |
| 2.0 i 4WD (85 kW) Eng.FS (04.92-) 4/92-4/97 | | | | | | | | | | | | | | | | | | | | |
| 19-7061 | | -12/94 | F/R | | | | | | | 42 | 80 | | | | | | 45 | | | |
| 626 IV Hatchback (GE) 8/91-4/97 | | | | | | | | | | | | | | | | | | | | |
| 1.8 (66 kW) Eng.FP01LP 8/94-4/97 | | | | | | | | | | | | | | | | | | | | |
| 19-7061 | | | F | | | | | | | 42 | 80 | | | | | | 45 | | | |

MAZDA

| METELLI ref | Spare Parts | | F/R | L/R | | | ABS | A | B | C | D | E | F | G | H | I | L | M | Fig | NOTE |
|---|-------------|--------|-----|-----|--|--|-----|---|---|----|----|-----|---|---|---|---|---|---|------|------|
| 626 V Hatchback (GF) 5/97-10/02 | | | | | | | | | | | | | | | | | | | | |
| 1.8 (66 kW) Eng.FPY3 5/97-12/99 | | | | | | | | | | | | | | | | | | | | |
| 19-7061 | | | F | | | | | | | 42 | 80 | | | | | | | | 45 | |
| 1.8 (74 kW) Eng.FP 12/99-10/02 | | | | | | | | | | | | | | | | | | | | |
| 19-7061 | | -04/02 | F | | | | | | | 42 | 80 | | | | | | | | 45 | |
| 2.0 (85 kW) Eng.FS (05.97-.) 5/97-10/02 | | | | | | | | | | | | | | | | | | | | |
| 19-7061 | | -04/02 | F | | | | | | | 42 | 80 | | | | | | | | 45 | |
| 2.0 DITD (66 kW) Eng.RF3F 4/98-10/02 | | | | | | | | | | | | | | | | | | | | |
| 19-7061 | | -04/02 | F | | | | | | | 42 | 80 | | | | | | | | 45 | |
| 2.0 H.P. (100 kW) Eng.FS2C 2/98-10/02 | | | | | | | | | | | | | | | | | | | | |
| 19-7061 | | -04/02 | F | | | | | | | 42 | 80 | | | | | | | | 45 | |
| 2.0 TD (81 kW) Eng.RF4F 10/00-10/02 | | | | | | | | | | | | | | | | | | | | |
| 19-7061 | | -04/02 | F | | | | | | | 42 | 80 | | | | | | | | 45 | |
| 626 V SW (GW) 1/98-10/02 | | | | | | | | | | | | | | | | | | | | |
| 1.8 (66 kW) Eng.FP33 2/98-1/00 | | | | | | | | | | | | | | | | | | | | |
| 19-7061 | | | F | | | | | | | 42 | 80 | | | | | | | | 45 | |
| 19-7830 | | | R | | | | 88 | | | 36 | | 140 | | | | | | | 79,5 | +ABS |
| 1.8 (74 kW) Eng.FP9A 1/00-10/02 | | | | | | | | | | | | | | | | | | | | |
| 19-7061 | | -04/02 | F | | | | | | | 42 | 80 | | | | | | | | 45 | |
| 19-7830 | | -04/02 | R | | | | 88 | | | 36 | | 140 | | | | | | | 79,5 | +ABS |
| 2.0 (85 kW) Eng.FS 2/98-10/02 | | | | | | | | | | | | | | | | | | | | |
| 19-7061 | | -04/02 | F | | | | | | | 42 | 80 | | | | | | | | 45 | |
| 19-7830 | | -04/02 | R | | | | 88 | | | 36 | | 140 | | | | | | | 79,5 | +ABS |
| 2.0 DITD (66 kW) Eng.RF3F 9/99-10/02 | | | | | | | | | | | | | | | | | | | | |
| 19-7061 | | -04/02 | F | | | | | | | 42 | 80 | | | | | | | | 45 | |
| 19-7830 | | -04/02 | R | | | | 88 | | | 36 | | 140 | | | | | | | 79,5 | +ABS |

MAZDA

| METELLI ref | Spare Parts | | F/R | L/R | | | ABS | A | B | C | D | E | F | G | H | I | L | M | Fig | NOTE |
|---|-------------|--------|-----|-----|--|--|-----|---|---|----|----|-------|---|---|---|----|----|------|-----|------------------|
| 2.0 H.P. (100 kW) Eng.FS2C 2/98-10/02 | | | | | | | | | | | | | | | | | | | | |
| 19-7061 | | -04/02 | F | | | | | | | 42 | 80 | | | | | | | 45 | | |
| 19-7830 | | -04/02 | R | | | | 88 | | | 36 | | 140 | | | | | | 79,5 | | +ABS |
| 2.0 TD (81 kW) Eng.RF4F 10/00-10/02 | | | | | | | | | | | | | | | | | | | | |
| 19-7061 | | -04/02 | F | | | | | | | 42 | 80 | | | | | | | 45 | | |
| 19-7830 | | -04/02 | R | | | | 88 | | | 36 | | 140 | | | | | | 79,5 | | +ABS |
| 2.0 Turbo DI (74 kW) Eng.RF4F 4/98-10/02 | | | | | | | | | | | | | | | | | | | | |
| 19-7061 | | -04/02 | F | | | | | | | 42 | 80 | | | | | | | 45 | | |
| 19-7830 | | -04/02 | R | | | | 88 | | | 36 | | 140 | | | | | | 79,5 | | +ABS |
| Demio (DW) 1/96-7/03 | | | | | | | | | | | | | | | | | | | | |
| 1.3 16V (46 kW) Eng.B3 ME 8/98-7/03 | | | | | | | | | | | | | | | | | | | | |
| 19-7059 | | -12/02 | R | | | | | | | 28 | | 121,9 | | | | | | 69 | | -ABS, Brake drum |
| 19-7122 | | -12/02 | F | | | | | | | 38 | 63 | | | | | 17 | 17 | | | |
| 1.3 i 16V (53 kW) Eng.B3 (16V) 8/98-4/00 | | | | | | | | | | | | | | | | | | | | |
| 19-7059 | | | R | | | | | | | 28 | | 121,9 | | | | | | 69 | | -ABS, Brake drum |
| 19-7122 | | | F | | | | | | | 38 | 63 | | | | | 17 | 17 | | | |
| 1.3 i 16V (DW3W) (61 kW) Eng.B3 ME 1/96-10/02 | | | | | | | | | | | | | | | | | | | | |
| 19-7059 | | | R | | | | | | | 28 | | 121,9 | | | | | | 69 | | |
| 19-7122 | | | F | | | | | | | 38 | 63 | | | | | 17 | 17 | | | |
| 1.5 16V (55 kW) Eng.B5 E 4/00-7/03 | | | | | | | | | | | | | | | | | | | | |
| 19-7059 | | -12/02 | R | | | | | | | 28 | | 121,9 | | | | | | 69 | | -ABS, Brake drum |
| 19-7122 | | -12/02 | F | | | | | | | 38 | 63 | | | | | 17 | 17 | | | |
| MPV II (LW) 9/99-12/06 | | | | | | | | | | | | | | | | | | | | |
| 2.0 (88 kW) Eng.FS 8/00-7/02 | | | | | | | | | | | | | | | | | | | | |
| 19-7061 | | | F | | | | | | | 42 | 80 | | | | | | | 45 | | |
| 19-7830 | | | R | | | | 88 | | | 36 | | 140 | | | | | | 79,5 | | |

MAZDA

| METELLI ref | Spare Parts | | F/R | L/R | | | ABS | A | B | C | D | E | F | G | H | I | L | M | Fig | NOTE |
|--|-------------|--------|-----|-----|--|----|-----|---|---|----|----|-------|---|---|---|---|------|---|-----|------|
| 2.0 (90 kW) Eng.FS-DS 9/99-8/00 | | | | | | | | | | | | | | | | | | | | |
| 19-7061 | | | F | | | | | | | 42 | 80 | | | | | | 45 | | | |
| 19-7830 | | | R | | | 88 | | | | 36 | | 140 | | | | | 79,5 | | | |
| 2.0 DI (100 kW) Eng.RF5C 7/02-2/06 | | | | | | | | | | | | | | | | | | | | |
| 19-7830 | | | R | | | 88 | | | | 36 | | 140 | | | | | 79,5 | | | |
| 2.3 (104 kW) Eng.L3 7/02-2/06 | | | | | | | | | | | | | | | | | | | | |
| 19-7830 | | | R | | | 88 | | | | 36 | | 140 | | | | | 79,5 | | | |
| 3.0 i V6 (147 kW) Eng.AJ 1/02-12/06 | | | | | | | | | | | | | | | | | | | | |
| 19-7830 | | | R | | | 88 | | | | 36 | | 140 | | | | | 79,5 | | | |
| MX-3 (EC) AZ-3 / Presso 7/91-12/98 | | | | | | | | | | | | | | | | | | | | |
| 1.6 i (65 kW) Eng.B67K 5/91-10/93 | | | | | | | | | | | | | | | | | | | | |
| 19-7058 | | 01/93- | F | | | | | | | 40 | 74 | | | | | | 40 | | | |
| 1.6 i (79 kW) Eng.B6DA 11/93-9/98 | | | | | | | | | | | | | | | | | | | | |
| 19-7058 | | | F | | | | | | | 40 | 74 | | | | | | 40 | | | |
| 1.8 i V6 (95 kW) Eng.K8Y1 1/94-10/97 | | | | | | | | | | | | | | | | | | | | |
| 19-7058 | | | F | | | | | | | 40 | 74 | | | | | | 40 | | | |
| 1.8 i V6 (98 kW) Eng.K819 1/92-1/94 | | | | | | | | | | | | | | | | | | | | |
| 19-7058 | | 01/93- | F | | | | | | | 40 | 74 | | | | | | 40 | | | |
| MX-5 I (NA) MX-5 / Roadster 1/90-4/98 | | | | | | | | | | | | | | | | | | | | |
| 1.6 (66 kW) Eng.8AN1 1/95-4/98 | | | | | | | | | | | | | | | | | | | | |
| 19-7059 | | -11/97 | F | | | | | | | 28 | | 121,9 | | | | | 69 | | | -ABS |
| 1.6 (85 kW) Eng.B64F 5/90-1/94 | | | | | | | | | | | | | | | | | | | | |
| 19-7058 | | -12/90 | R | | | | | | | 40 | 74 | | | | | | 40 | | | |
| 19-7059 | | | F | | | | | | | 28 | | 121,9 | | | | | 69 | | | -ABS |
| 1.8 (96 kW) Eng.BP (DOHC), BP-ZE, BPF1 1/93-4/98 | | | | | | | | | | | | | | | | | | | | |
| 19-7059 | | -11/97 | F | | | | | | | 28 | | 121,9 | | | | | 69 | | | -ABS |

MAZDA

| METELLI ref | Spare Parts | | F/R | L/R | | | ABS | A | B | C | D | E | F | G | H | I | L | M | Fig | NOTE |
|---|-------------|--|-----|-----|--|--|-----|---|---|----|----|-------|---|---|---|---|----|---|-----|------|
| 1.8 (96 kW) Eng.BPF1 9/93-12/97 | | | | | | | | | | | | | | | | | | | | |
| 19-7059 | | | F | | | | | | | 28 | | 121,9 | | | | | 69 | | | -ABS |
| MX-5 II (NB) / Roadster 1/98-10/05 | | | | | | | | | | | | | | | | | | | | |
| 1.6 16V (81 kW) Eng.B6MC, B6MU 5/98-10/05 | | | | | | | | | | | | | | | | | | | | |
| 19-7058 | | | R | | | | | | | 40 | 74 | | | | | | 40 | | | |
| 19-7059 | | | F | | | | | | | 28 | | 121,9 | | | | | 69 | | | -ABS |
| 1.8 (103 kW) Eng.BP5A, BP6J 1/98-7/02 | | | | | | | | | | | | | | | | | | | | |
| 19-7058 | | | R | | | | | | | 40 | 74 | | | | | | 40 | | | |
| 19-7059 | | | F | | | | | | | 28 | | 121,9 | | | | | 69 | | | -ABS |
| 1.8 (107 kW) Eng.BP6J 8/02-10/05 | | | | | | | | | | | | | | | | | | | | |
| 19-7058 | | | R | | | | | | | 40 | 74 | | | | | | 40 | | | |
| 19-7059 | | | F | | | | | | | 28 | | 121,9 | | | | | 69 | | | -ABS |
| 1.8 16V (102 kW) Eng.BP6J 11/00-10/05 | | | | | | | | | | | | | | | | | | | | |
| 19-7058 | | | R | | | | | | | 40 | 74 | | | | | | 40 | | | |
| 19-7059 | | | F | | | | | | | 28 | | 121,9 | | | | | 69 | | | -ABS |
| 1.8 16V (103 kW) Eng.BP5A, BP6J 5/98-10/05 | | | | | | | | | | | | | | | | | | | | |
| 19-7058 | | | R | | | | | | | 40 | 74 | | | | | | 40 | | | |
| 19-7059 | | | F | | | | | | | 28 | | 121,9 | | | | | 69 | | | -ABS |
| 1.8 16V (107 kW) Eng.BP-ZE, BP6J 11/00-10/05 | | | | | | | | | | | | | | | | | | | | |
| 19-7058 | | | R | | | | | | | 40 | 74 | | | | | | 40 | | | |
| 19-7059 | | | F | | | | | | | 28 | | 121,9 | | | | | 69 | | | -ABS |
| MX-5 III (NC) / Roadster 3/05-12/14 | | | | | | | | | | | | | | | | | | | | |
| 1.8 (93 kW) Eng.L828, L831 3/05-12/14 | | | | | | | | | | | | | | | | | | | | |
| 19-7061 | | | R | | | | | | | 42 | 80 | | | | | | 45 | | | |

MAZDA

| METELLI ref | Spare Parts | | F/R | L/R | | | ABS | A | B | C | D | E | F | G | H | I | L | M | Fig | NOTE |
|---|-------------|--------|-----|-----|--|--|-----|---|---|----|----|-----|---|---|---|---|---|------|-----|------|
| MX-6 (GE) II 2/92-12/97 | | | | | | | | | | | | | | | | | | | | |
| 2.0 (85 kW) Eng.FS (02.92-) 2/92-2/97 | | | | | | | | | | | | | | | | | | | | |
| 19-7061 | | 06/94- | F | | | | | | | 42 | 80 | | | | | | | 45 | | |
| 2.5 24V (121 kW) Eng.KL 2/92-9/97 | | | | | | | | | | | | | | | | | | | | |
| 19-7061 | | 06/94- | F | | | | | | | 42 | 80 | | | | | | | 45 | | |
| 2.5 i 24V (120 kW) Eng.KL 8/94-2/97 | | | | | | | | | | | | | | | | | | | | |
| 19-7061 | | | F | | | | | | | 42 | 80 | | | | | | | 45 | | |
| Premacy (CP) 1/99-3/05 | | | | | | | | | | | | | | | | | | | | |
| 1.9 (74 kW) Eng.FP 7/99-3/05 | | | | | | | | | | | | | | | | | | | | |
| 19-7058 | | -12/04 | F | | | | | | | 40 | 74 | | | | | | | 40 | | |
| 19-7830 | | | R | | | | 88 | | | 36 | | 140 | | | | | | 79,5 | | +ABS |
| 1.9 (84 kW) Eng.FP 7/99-3/05 | | | | | | | | | | | | | | | | | | | | |
| 19-7058 | | -12/04 | F | | | | | | | 40 | 74 | | | | | | | 40 | | |
| 19-7830 | | | R | | | | 88 | | | 36 | | 140 | | | | | | 79,5 | | +ABS |
| 2.0 (96 kW) Eng.FS7E, FS7G 11/01-3/05 | | | | | | | | | | | | | | | | | | | | |
| 19-7058 | | -12/04 | F | | | | | | | 40 | 74 | | | | | | | 40 | | |
| 19-7830 | | | R | | | | 88 | | | 36 | | 140 | | | | | | 79,5 | | +ABS |
| 2.0 TD (66 kW) Eng.RF3F 10/99-7/00 | | | | | | | | | | | | | | | | | | | | |
| 19-7058 | | | F | | | | | | | 40 | 74 | | | | | | | 40 | | |
| 19-7830 | | | R | | | | 88 | | | 36 | | 140 | | | | | | 79,5 | | +ABS |
| 2.0 TD (74 kW) Eng.RF4F 7/00-3/05 | | | | | | | | | | | | | | | | | | | | |
| 19-7058 | | -12/04 | F | | | | | | | 40 | 74 | | | | | | | 40 | | |
| 19-7830 | | | R | | | | 88 | | | 36 | | 140 | | | | | | 79,5 | | +ABS |
| Xedos 9 (TA) / Eunox 800 7/93-9/02 | | | | | | | | | | | | | | | | | | | | |
| 2.0 (118 kW) Eng.KF 8/98-8/00 | | | | | | | | | | | | | | | | | | | | |
| 19-7061 | | | F | | | | | | | 42 | 80 | | | | | | | 45 | | |

MAZDA

| METELLI ref | Spare Parts | | F/R | L/R | | ABS | A | B | C | D | E | F | G | H | I | L | M | Fig | NOTE |
|---|-------------|--------|-----|-----|--|-----|---|---|----|------|-----|---|---|---|---|------|------|------|------|
| 2.0 24V (105 kW) Eng.KF (08.93-) 8/93-1/00 | | | | | | | | | | | | | | | | | | | |
| 19-7061 | | | F | | | | | | 42 | 80 | | | | | | | | 45 | |
| 2.3 24V (155 kW) Eng.KJ -ZEM 2/95-1/00 | | | | | | | | | | | | | | | | | | | |
| 19-7061 | | | F | | | | | | 42 | 80 | | | | | | | | 45 | |
| 2.5 (147 kW) Eng.KL-ZE 9/00-9/02 | | | | | | | | | | | | | | | | | | | |
| 19-7830 | | | R | | | 88 | | | 36 | | 140 | | | | | | | 79,5 | |
| 2.5 24V (123 kW) Eng.KL 7/93-7/00 | | | | | | | | | | | | | | | | | | | |
| 19-7061 | | | F | | | | | | 42 | 80 | | | | | | | | 45 | |
| 2.5 V6 (120 kW) Eng.KL 7/00-9/02 | | | | | | | | | | | | | | | | | | | |
| 19-7830 | | 09/00- | R | | | 88 | | | 36 | | 140 | | | | | | | 79,5 | |
| Xenos 6 (CA) / Eunos 500 1/92-12/99 | | | | | | | | | | | | | | | | | | | |
| 1.6 16V (79 kW) Eng.B6EW 4/94-10/99 | | | | | | | | | | | | | | | | | | | |
| 19-7061 | | | F | | | | | | 42 | 80 | | | | | | | | 45 | |
| 1.6 16V (83 kW) Eng.B69N 1/92-3/94 | | | | | | | | | | | | | | | | | | | |
| 19-7061 | | | F | | | | | | 42 | 80 | | | | | | | | 45 | |
| 2.0 V6 (103 kW) Eng.KF1 6/94-10/99 | | | | | | | | | | | | | | | | | | | |
| 19-7061 | | | F | | | | | | 42 | 80 | | | | | | | | 45 | |
| 2.0 V6 (106 kW) Eng.KF1 1/92-5/94 | | | | | | | | | | | | | | | | | | | |
| 19-7061 | | | F | | | | | | 42 | 80 | | | | | | | | 45 | |
| MAZDA LCV | | | | | | | | | | | | | | | | | | | |
| B-Serie III (UF) 1/85-12/00 | | | | | | | | | | | | | | | | | | | |
| 2.5 D 4WD (57 kW) Eng.WL, WL31 9/98-6/99 | | | | | | | | | | | | | | | | | | | |
| 19-2860 | | -02/99 | F | | | | | | 38 | 73,4 | | | | | | 19,6 | 19,8 | | |
| 2.6 12V 4WD (90 kW) Eng.G6MPV 1/90-6/99 | | | | | | | | | | | | | | | | | | | |
| 19-2860 | | | F | | | | | | 38 | 73,4 | | | | | | 19,6 | 19,8 | | |

MAZDA LCV

| METELLI ref | Spare Parts | F/R | L/R | ABS | A | B | C | D | E | F | G | H | I | L | M | Fig | NOTE |
|---|-------------|-----|-----|-----|---|---|----|------|---|---|---|---|------|------|---|-----|--|
| 2.6 4WD (73 kW) Eng.4G54 1/87-10/90 | | | | | | | | | | | | | | | | | |
| 19-2860 | | F | | | | | 38 | 73,4 | | | | | 19,6 | 19,8 | | | |
| B-Serie IV (UN) / Proceed 11/98-12/06 | | | | | | | | | | | | | | | | | |
| 2.2 4WD (60 kW) Eng.R5A2 2/99-11/06 | | | | | | | | | | | | | | | | | |
| 19-2860 | | F | | | | | 38 | 73,4 | | | | | 19,6 | 19,8 | | | 4WD |
| 2.2 8V 4WD (68 kW) Eng.F2R4 6/99-11/06 | | | | | | | | | | | | | | | | | |
| 19-2860 | | F | | | | | 38 | 73,4 | | | | | 19,6 | 19,8 | | | |
| 19-2861 | | F | | | | | 47 | 88 | | | | | | 56 | | | +automatically activated freewheel hub |
| 19-2996 | | R | | | | | 40 | 80 | | | | | 16 | 19,8 | | | -ABS |
| 2.5 D (57 kW) Eng.MD25NA 6/99-11/06 | | | | | | | | | | | | | | | | | |
| 19-2996 | | R | | | | | 40 | 80 | | | | | 16 | 19,8 | | | -ABS |
| 2.5 D (62 kW) Eng.WLE7 12/02-11/06 | | | | | | | | | | | | | | | | | |
| 19-2996 | | R | | | | | 40 | 80 | | | | | 16 | 19,8 | | | -ABS |
| 2.5 D 4WD (57 kW) Eng.MD25NA 6/99-11/06 | | | | | | | | | | | | | | | | | |
| 19-2860 | | F | | | | | 38 | 73,4 | | | | | 19,6 | 19,8 | | | |
| 19-2861 | | F | | | | | 47 | 88 | | | | | | 56 | | | +automatically activated freewheel hub |
| 19-2996 | | R | | | | | 40 | 80 | | | | | 16 | 19,8 | | | -ABS |
| 2.5 D 4WD (61 kW) Eng.WLE7 11/99-12/01 | | | | | | | | | | | | | | | | | |
| 19-2860 | | F | | | | | 38 | 73,4 | | | | | 19,6 | 19,8 | | | 4WD |
| 2.5 D 4WD (62 kW) Eng.WLE7 12/02-11/06 | | | | | | | | | | | | | | | | | |
| 19-2861 | | F | | | | | 47 | 88 | | | | | | 56 | | | +automatically activated freewheel hub |
| 19-2996 | | R | | | | | 40 | 80 | | | | | 16 | 19,8 | | | -ABS |
| 2.5 D 4WD (65 kW) Eng.WLE9 11/99-7/02 | | | | | | | | | | | | | | | | | |
| 19-2860 | | F | | | | | 38 | 73,4 | | | | | 19,6 | 19,8 | | | 4WD |
| 2.5 TD 4WD (80 kW) Eng.MD25TI, R581, WL84, WLF2 6/99-7/06 | | | | | | | | | | | | | | | | | |
| 19-2860 | | F | | | | | 38 | 73,4 | | | | | 19,6 | 19,8 | | | |
| 19-2861 | | F | | | | | 47 | 88 | | | | | | 56 | | | +automatically activated freewheel hub |
| 19-2996 | | R | | | | | 40 | 80 | | | | | 16 | 19,8 | | | -ABS |

MAZDA LCV

| METELLI ref | Spare Parts | F/R | L/R | ABS | A | B | C | D | E | F | G | H | I | L | M | Fig | NOTE |
|---|-------------|-----|-----|-----|---|---|----|------|---|---|---|---|------|------|---|-----|------|
| 2.6 12V 4WD (90 kW) Eng.JK26 6/99-11/06 | | | | | | | | | | | | | | | | | |
| 19-2860 | | F | | | | | 38 | 73,4 | | | | | 19,6 | 19,8 | | | 4WD |
| BT-50 I Pick-up (CD, UN) 8/06-12/15 | | | | | | | | | | | | | | | | | |
| 2.5 MRZ-CD 4x4 (105 kW) Eng.WLAA 12/06-12/15 | | | | | | | | | | | | | | | | | |
| 19-2861 | | F | | | | | 47 | 88 | | | | | | 56 | | | |
| 19-2996 | | R | | | | | 40 | 80 | | | | | 16 | 19,8 | | | -ABS |
| 2.6 4x4 (90 kW) Eng.G6Y1 10/06-11/11 | | | | | | | | | | | | | | | | | |
| 19-2861 | | F | | | | | 47 | 88 | | | | | | 56 | | | |
| 2.6 4x4 (92 kW) Eng.G6Y1 10/06-12/15 | | | | | | | | | | | | | | | | | |
| 19-2861 | | F | | | | | 47 | 88 | | | | | | 56 | | | |
| 2.6 4x4 (115 kW) Eng.G6Y1 10/06-12/15 | | | | | | | | | | | | | | | | | |
| 19-2861 | | F | | | | | 47 | 88 | | | | | | 56 | | | |
| 3.0 CDVi 4x4 (115 kW) Eng.WEAT 10/06-12/15 | | | | | | | | | | | | | | | | | |
| 19-2861 | | F | | | | | 47 | 88 | | | | | | 56 | | | |
| BT-50 I Platform/Chassis (CD, UN) 8/06-1/70 | | | | | | | | | | | | | | | | | |
| 2.5 CDVi (105 kW) Eng.WLAT (16 V) 12/06-1/70 | | | | | | | | | | | | | | | | | |
| 19-2861 | | F | | | | | 47 | 88 | | | | | | 56 | | | |
| 19-2996 | | R | | | | | 40 | 80 | | | | | 16 | 19,8 | | | |
| 3.0 CDVi 4x4 (115 kW) Eng.WEAT 12/06-1/70 | | | | | | | | | | | | | | | | | |
| 19-2861 | | F | | | | | 47 | 88 | | | | | | 56 | | | |
| E-Serie II Van (SR2) 10/83-12/06 | | | | | | | | | | | | | | | | | |
| E2000 4WD (63 kW) Eng.FEY7 11/87-9/89 | | | | | | | | | | | | | | | | | |
| 19-2860 | | F | | | | | 38 | 73,4 | | | | | 19,6 | 19,8 | | | |
| E2000 4WD (65 kW) Eng.FECK 1/88-7/91 | | | | | | | | | | | | | | | | | |
| 19-2860 | | F | | | | | 38 | 73,4 | | | | | 19,6 | 19,8 | | | |

MAZDA LCV

| METELLI ref | Spare Parts | | F/R | L/R | | | ABS | A | B | C | D | E | F | G | H | I | L | M | Fig | NOTE | |
|--|-------------|--|-----|-----|--|--|-----|---|---|----|------|---|---|---|---|------|------|---|-----|------|--|
| E2000 4WD (71 kW) Eng.FEY9 4/97-8/99 | | | | | | | | | | | | | | | | | | | | | |
| 19-2860 | | | F | | | | | | | 38 | 73,4 | | | | | 19,6 | 19,8 | | | | |

MERCEDES BENZ

190 (W201) 10/82-8/93

2.0 (201.022) (66 kW) Eng.M 102.921 10/82-10/84

| | | | | | | | | | | | | | | | | | | | | |
|---------|--|--|---|--|--|--|--|--|--|-------|-------|--|--|--|--|--|-------|--|--|--|
| 19-2163 | | | F | | | | | | | 17,46 | 59,13 | | | | | | 16,76 | | | |
| 19-2572 | | | R | | | | | | | 45 | 84 | | | | | | 39 | | | |

2.0 (201.023) (75 kW) Eng.M 102.924 1/86-5/90

| | | | | | | | | | | | | | | | | | | | | |
|---------|--|--|---|--|--|--|--|--|--|-------|-------|--|--|--|--|--|-------|--|--|--|
| 19-2163 | | | F | | | | | | | 17,46 | 59,13 | | | | | | 16,76 | | | |
| 19-2572 | | | R | | | | | | | 45 | 84 | | | | | | 39 | | | |

2.0 (201.023) (77 kW) Eng.M 102.924 8/83-5/90

| | | | | | | | | | | | | | | | | | | | | |
|---------|--|--|---|--|--|--|--|--|--|-------|-------|--|--|--|--|--|-------|--|--|--|
| 19-2163 | | | F | | | | | | | 17,46 | 59,13 | | | | | | 16,76 | | | |
| 19-2572 | | | R | | | | | | | 45 | 84 | | | | | | 39 | | | |

2.3 (97 kW) Eng.M 102.985 9/87-9/88

| | | | | | | | | | | | | | | | | | | | | |
|---------|--|--|---|--|--|--|--|--|--|-------|-------|--|--|--|--|--|-------|--|--|--|
| 19-2163 | | | F | | | | | | | 17,46 | 59,13 | | | | | | 16,76 | | | |
| 19-2572 | | | R | | | | | | | 45 | 84 | | | | | | 39 | | | |

2.3 E (100 kW) Eng.M 102.985 10/82-9/88

| | | | | | | | | | | | | | | | | | | | | |
|---------|--|--|---|--|--|--|--|--|--|-------|-------|--|--|--|--|--|-------|--|--|--|
| 19-2163 | | | F | | | | | | | 17,46 | 59,13 | | | | | | 16,76 | | | |
| 19-2572 | | | R | | | | | | | 45 | 84 | | | | | | 39 | | | |

2.6 (118 kW) Eng.M 103.942 10/82-9/88

| | | | | | | | | | | | | | | | | | | | | |
|---------|--|--|---|--|--|--|--|--|--|-------|-------|--|--|--|--|--|-------|--|--|--|
| 19-2163 | | | F | | | | | | | 17,46 | 59,13 | | | | | | 16,76 | | | |
| 19-2572 | | | R | | | | | | | 45 | 84 | | | | | | 39 | | | |

D 2.0 (201.122) (53 kW) Eng.OM 601.911 8/83-8/89

| | | | | | | | | | | | | | | | | | | | | |
|---------|--|--|---|--|--|--|--|--|--|-------|-------|--|--|--|--|--|-------|--|--|--|
| 19-2163 | | | F | | | | | | | 17,46 | 59,13 | | | | | | 16,76 | | | |
| 19-2572 | | | R | | | | | | | 45 | 84 | | | | | | 39 | | | |

D 2.0 (201.122) (55 kW) Eng.OM 601.911 8/89-8/93

| | | | | | | | | | | | | | | | | | | | | |
|---------|--|--|---|--|--|--|--|--|--|-------|-------|--|--|--|--|--|-------|--|--|--|
| 19-2163 | | | F | | | | | | | 17,46 | 59,13 | | | | | | 16,76 | | | |
|---------|--|--|---|--|--|--|--|--|--|-------|-------|--|--|--|--|--|-------|--|--|--|

MERCEDES BENZ

| METELLI ref | Spare Parts | | F/R | L/R | | | ABS | A | B | C | D | E | F | G | H | I | L | M | Fig | NOTE |
|---|-------------|--|-----|-----|--|--|-----|---|---|-------|-------|---|---|---|---|---|-------|---|-----|------|
| 19-2572 | | | R | | | | | | | 45 | 84 | | | | | | 39 | | | |
| D 2.5 (201.126) (66 kW) Eng.OM 602.911 4/85-8/93 | | | | | | | | | | | | | | | | | | | | |
| 19-2163 | | | F | | | | | | | 17,46 | 59,13 | | | | | | 16,76 | | | |
| 19-2572 | | | R | | | | | | | 45 | 84 | | | | | | 39 | | | |
| D 2.5 (201.126) (69 kW) Eng.OM 602.911 8/89-8/93 | | | | | | | | | | | | | | | | | | | | |
| 19-2163 | | | F | | | | | | | 17,46 | 59,13 | | | | | | 16,76 | | | |
| 19-2572 | | | R | | | | | | | 45 | 84 | | | | | | 39 | | | |
| E 1.8 (201.018) (80 kW) Eng.M 102.910 4/90-8/93 | | | | | | | | | | | | | | | | | | | | |
| 19-2163 | | | F | | | | | | | 17,46 | 59,13 | | | | | | 16,76 | | | |
| 19-2572 | | | R | | | | | | | 45 | 84 | | | | | | 39 | | | |
| E 2.0 (87 kW) Eng.M 102.962 1/85-8/93 | | | | | | | | | | | | | | | | | | | | |
| 19-2163 | | | F | | | | | | | 17,46 | 59,13 | | | | | | 16,76 | | | |
| 19-2572 | | | R | | | | | | | 45 | 84 | | | | | | 39 | | | |
| E 2.0 (93 kW) Eng.M 102.961 10/82-6/93 | | | | | | | | | | | | | | | | | | | | |
| 19-2163 | | | F | | | | | | | 17,46 | 59,13 | | | | | | 16,76 | | | |
| 19-2572 | | | R | | | | | | | 45 | 84 | | | | | | 39 | | | |
| E 2.0 (201.024) (83 kW) Eng.M 102.961, M 102.962 2/85-12/86 | | | | | | | | | | | | | | | | | | | | |
| 19-2163 | | | F | | | | | | | 17,46 | 59,13 | | | | | | 16,76 | | | |
| 19-2572 | | | R | | | | | | | 45 | 84 | | | | | | 39 | | | |
| E 2.0 (201.024) (85 kW) Eng.M 102.962 2/85-12/86 | | | | | | | | | | | | | | | | | | | | |
| 19-2163 | | | F | | | | | | | 17,46 | 59,13 | | | | | | 16,76 | | | |
| 19-2572 | | | R | | | | | | | 45 | 84 | | | | | | 39 | | | |
| E 2.0 (201.024) (90 kW) Eng.M 102.961, M 102.962 10/82-6/93 | | | | | | | | | | | | | | | | | | | | |
| 19-2163 | | | F | | | | | | | 17,46 | 59,13 | | | | | | 16,76 | | | |
| 19-2572 | | | R | | | | | | | 45 | 84 | | | | | | 39 | | | |
| E 2.3 (97 kW) Eng.M 102.985 9/86-8/91 | | | | | | | | | | | | | | | | | | | | |
| 19-2163 | | | F | | | | | | | 17,46 | 59,13 | | | | | | 16,76 | | | |
| 19-2572 | | | R | | | | | | | 45 | 84 | | | | | | 39 | | | |

MERCEDES BENZ

| METELLI ref | Spare Parts | | F/R | L/R | | | ABS | A | B | C | D | E | F | G | H | I | L | M | Fig | NOTE |
|---|-------------|--|-----|-----|--|--|-----|---|---|-------|-------|---|---|---|---|---|-------|---|-----|------|
| E 2.3 (201.028) (100 kW) Eng.M 102.985 10/86-8/93 | | | | | | | | | | | | | | | | | | | | |
| 19-2163 | | | F | | | | | | | 17,46 | 59,13 | | | | | | 16,76 | | | |
| 19-2572 | | | R | | | | | | | 45 | 84 | | | | | | 39 | | | |
| E 2.3-16 (125 kW) Eng.M 102.983 9/85-12/87 | | | | | | | | | | | | | | | | | | | | |
| 19-2164 | | | F | | | | | | | 17,46 | 59,13 | | | | | | 16,76 | | | |
| 19-2572 | | | R | | | | | | | 45 | 84 | | | | | | 39 | | | |
| E 2.3-16 (130 kW) Eng.M 102.983 9/85-8/88 | | | | | | | | | | | | | | | | | | | | |
| 19-2164 | | | F | | | | | | | 17,46 | 59,13 | | | | | | 16,76 | | | |
| 19-2572 | | | R | | | | | | | 45 | 84 | | | | | | 39 | | | |
| E 2.3-16 (201.034) (136 kW) Eng.M 102.983 4/84-1/87 | | | | | | | | | | | | | | | | | | | | |
| 19-2164 | | | F | | | | | | | 17,46 | 59,13 | | | | | | 16,76 | | | |
| 19-2572 | | | R | | | | | | | 45 | 84 | | | | | | 39 | | | |
| E 2.5-16 (143 kW) Eng.M 102.991, M 102.992 3/89-8/93 | | | | | | | | | | | | | | | | | | | | |
| 19-2164 | | | F | | | | | | | 17,46 | 59,13 | | | | | | 16,76 | | | |
| 19-2572 | | | R | | | | | | | 45 | 84 | | | | | | 39 | | | |
| E 2.5-16 (150 kW) Eng.M 102.990 9/88-8/93 | | | | | | | | | | | | | | | | | | | | |
| 19-2164 | | | F | | | | | | | 17,46 | 59,13 | | | | | | 16,76 | | | |
| 19-2572 | | | R | | | | | | | 45 | 84 | | | | | | 39 | | | |
| E 2.6 (122 kW) Eng.M 103.942 9/86-12/89 | | | | | | | | | | | | | | | | | | | | |
| 19-2163 | | | F | | | | | | | 17,46 | 59,13 | | | | | | 16,76 | | | |
| 19-2572 | | | R | | | | | | | 45 | 84 | | | | | | 39 | | | |
| E 2.6 (201.029) (118 kW) Eng.M 103.942 (09.86-08.93) 9/86-8/93 | | | | | | | | | | | | | | | | | | | | |
| 19-2163 | | | F | | | | | | | 17,46 | 59,13 | | | | | | 16,76 | | | |
| 19-2572 | | | R | | | | | | | 45 | 84 | | | | | | 39 | | | |
| Turbo-D 2.5 (201.128) (90 kW) Eng.OM 602.961 2/88-8/93 | | | | | | | | | | | | | | | | | | | | |
| 19-2163 | | | F | | | | | | | 17,46 | 59,13 | | | | | | 16,76 | | | |
| 19-2572 | | | R | | | | | | | 45 | 84 | | | | | | 39 | | | |
| Turbo-D 2.5 (201.128) (93 kW) Eng.OM 602.961 2/88-8/93 | | | | | | | | | | | | | | | | | | | | |
| 19-2163 | | | F | | | | | | | 17,46 | 59,13 | | | | | | 16,76 | | | |

MERCEDES BENZ

| METELLI ref | Spare Parts | | F/R | L/R | | ABS | A | B | C | D | E | F | G | H | I | L | M | Fig | NOTE |
|---|-------------|--|-----|-----|--|-----|---|---|-------|-------|---|---|---|---|---|----|----|-------|--------------|
| 19-2572 | | | R | | | | | | 45 | 84 | | | | | | 39 | | | |
| /8 (W114) 1/68-11/76 | | | | | | | | | | | | | | | | | | | |
| 230.6 (114.015) (88 kW) Eng.M 180.954 1/68-11/76 | | | | | | | | | | | | | | | | | | | |
| 19-2570 | | | R | | | | | | 40,99 | 75 | | | | | | 18 | 18 | | |
| 250 (96 kW) Eng.M 114.920 7/68-8/72 | | | | | | | | | | | | | | | | | | | |
| 19-2570 | | | R | | | | | | 40,99 | 75 | | | | | | 18 | 18 | | |
| 250 (114.010) (85 kW) Eng.M 114.920 1/68-8/72 | | | | | | | | | | | | | | | | | | | |
| 19-2570 | | | R | | | | | | 40,99 | 75 | | | | | | 18 | 18 | | |
| 250 2.8 (114.011) (96 kW) Eng.M 130.923 6/72-11/76 | | | | | | | | | | | | | | | | | | | |
| 19-2570 | | | R | | | | | | 40,99 | 75 | | | | | | 18 | 18 | | |
| 280 (114.060) (118 kW) Eng.M 110.921 (06.72-11.76) 6/72-11/76 | | | | | | | | | | | | | | | | | | | |
| 19-2160 | | | F | | | | | | 17,46 | 59,13 | | | | | | | | 16,76 | Mod. 114.060 |
| 19-2570 | | | R | | | | | | 40,99 | 75 | | | | | | 18 | 18 | | |
| 280 E (114.062) (136 kW) Eng.M 110.981 6/72-11/76 | | | | | | | | | | | | | | | | | | | |
| 19-2570 | | | R | | | | | | 40,99 | 75 | | | | | | 18 | 18 | | |
| /8 (W115) 1/68-1/77 | | | | | | | | | | | | | | | | | | | |
| 200 (70 kW) Eng.M 115.923, M 115.926 1/68-1/77 | | | | | | | | | | | | | | | | | | | |
| 19-2570 | | | R | | | | | | 40,99 | 75 | | | | | | 18 | 18 | | |
| 200 (115.015) (63 kW) Eng.M 115.923, M 115.926 1/68-1/77 | | | | | | | | | | | | | | | | | | | |
| 19-2570 | | | R | | | | | | 40,99 | 75 | | | | | | 18 | 18 | | |
| 200 D (115.115) (40 kW) Eng.OM 615.913 1/68-1/77 | | | | | | | | | | | | | | | | | | | |
| 19-2570 | | | R | | | | | | 40,99 | 75 | | | | | | 18 | 18 | | |
| 220 (115.010) (66 kW) Eng.M 115.924 1/68-7/73 | | | | | | | | | | | | | | | | | | | |
| 19-2570 | | | R | | | | | | 40,99 | 75 | | | | | | 18 | 18 | | |
| 220 (115.010) (77 kW) Eng.M 115.920 1/68-7/73 | | | | | | | | | | | | | | | | | | | |
| 19-2570 | | | R | | | | | | 40,99 | 75 | | | | | | 18 | 18 | | |

MERCEDES BENZ

| METELLI ref | Spare Parts | | F/R | L/R | | | ABS | A | B | C | D | E | F | G | H | I | L | M | Fig | NOTE |
|---|-------------|--|-----|-----|--|--|-----|---|---|-------|-------|---|---|---|---|----|----|-------|-----|------|
| 220 D (115.110) (44 kW) Eng.OM 615.912 1/68-1/77 | | | | | | | | | | | | | | | | | | | | |
| 19-2570 | | | R | | | | | | | 40,99 | 75 | | | | | 18 | 18 | | | |
| 230.4 (115.017) (81 kW) Eng.M 115.951 8/73-12/76 | | | | | | | | | | | | | | | | | | | | |
| 19-2570 | | | R | | | | | | | 40,99 | 75 | | | | | 18 | 18 | | | |
| 240 D (115.117) (48 kW) Eng.OM 616.916 (08.73-12.76) 8/73-1/77 | | | | | | | | | | | | | | | | | | | | |
| 19-2570 | | | R | | | | | | | 40,99 | 75 | | | | | 18 | 18 | | | |
| 240 D 3.0 (115.114) (59 kW) Eng.OM 617.910 (08.74-11.76) 8/74-11/76 | | | | | | | | | | | | | | | | | | | | |
| 19-2570 | | | R | | | | | | | 40,99 | 75 | | | | | 18 | 18 | | | |
| /8 Coupe (W114) 4/69-2/77 | | | | | | | | | | | | | | | | | | | | |
| 250 C (114.021) (96 kW) Eng.M 114.920 4/69-6/72 | | | | | | | | | | | | | | | | | | | | |
| 19-2570 | | | R | | | | | | | 40,99 | 75 | | | | | 18 | 18 | | | |
| 250 C 2.8 (114.023) (96 kW) Eng.M 130.923 6/72-11/76 | | | | | | | | | | | | | | | | | | | | |
| 19-2570 | | | R | | | | | | | 40,99 | 75 | | | | | 18 | 18 | | | |
| 250 CE (114.022) (110 kW) Eng.M 114.980 4/69-4/72 | | | | | | | | | | | | | | | | | | | | |
| 19-2570 | | | R | | | | | | | 40,99 | 75 | | | | | 18 | 18 | | | |
| 280 C (114.073) (118 kW) Eng.M 110.921 (06.72-02.77) 6/72-2/77 | | | | | | | | | | | | | | | | | | | | |
| 19-2570 | | | R | | | | | | | 40,99 | 75 | | | | | 18 | 18 | | | |
| 280 CE (114.072) (136 kW) Eng.M 110.981 6/72-1/77 | | | | | | | | | | | | | | | | | | | | |
| 19-2570 | | | R | | | | | | | 40,99 | 75 | | | | | 18 | 18 | | | |
| Cabriolet I (W111) 9/61-12/71 | | | | | | | | | | | | | | | | | | | | |
| 220 SEB (111.023) (88 kW) Eng.M 127.984 9/61-8/65 | | | | | | | | | | | | | | | | | | | | |
| 19-2160 | | | F/R | | | | | | | 17,46 | 59,13 | | | | | | | 16,76 | | |
| 280 SE 3.5 (111.025) (147 kW) Eng.M 116.980 4/68-12/71 | | | | | | | | | | | | | | | | | | | | |
| 19-2160 | | | F | | | | | | | 17,46 | 59,13 | | | | | | | 16,76 | | |

MERCEDES BENZ

| METELLI ref | Spare Parts | F/R | L/R | ABS | A | B | C | D | E | F | G | H | I | L | M | Fig | NOTE |
|---|-------------|-----|-----|-----|---|---|----|-------|---|---|---|---|---|-------|---|-----|------------------|
| Cabriolet II (A124) 4/92-6/93 | | | | | | | | | | | | | | | | | |
| 300 CE-24 (124.061) (162 kW) Eng.M 104.980 4/92-6/93 | | | | | | | | | | | | | | | | | |
| 19-2213 | | F | | | | | 22 | 59,98 | | | | | | 16,64 | | | |
| 19-2572 | | R | | | | | 45 | 84 | | | | | | 39 | | | |
| 300 CE-24 (124.061) (170 kW) Eng.M 104.980 4/92-6/93 | | | | | | | | | | | | | | | | | |
| 19-2213 | | F | | | | | 22 | 59,98 | | | | | | 16,64 | | | |
| 19-2572 | | R | | | | | 45 | 84 | | | | | | 39 | | | |
| Citan Combi (415) 11/12-1/70 | | | | | | | | | | | | | | | | | |
| 108 CDI (415.703) (55 kW) Eng.OM 607.951 (K9K) 11/12-8/21 | | | | | | | | | | | | | | | | | |
| 19-2347 | | F | | | | | 37 | 72 | | | | | | 37 | | | 14Inch Wheels |
| 19-2351 | | F | | | | | 45 | 83 | | | | | | 39 | | | 15/16Inch Wheels |
| 108 CDI (415.703) (59 kW) Eng.OM 608.915 (K9K) 2/19-8/21 | | | | | | | | | | | | | | | | | |
| 19-2347 | | F | | | | | 37 | 72 | | | | | | 37 | | | 14Inch Wheels |
| 19-2351 | | F | | | | | 45 | 83 | | | | | | 39 | | | 15/16Inch Wheels |
| 109 CDI (415.703) (66 kW) Eng.OM 607.951 (K9K) 11/12-8/21 | | | | | | | | | | | | | | | | | |
| 19-2347 | | F | | | | | 37 | 72 | | | | | | 37 | | | 14Inch Wheels |
| 19-2351 | | F | | | | | 45 | 83 | | | | | | 39 | | | 15/16Inch Wheels |
| 109 CDI (415.703) (70 kW) Eng.OM 608.915 (K9K) 2/19-8/21 | | | | | | | | | | | | | | | | | |
| 19-2347 | | F | | | | | 37 | 72 | | | | | | 37 | | | 14Inch Wheels |
| 19-2351 | | F | | | | | 45 | 83 | | | | | | 39 | | | 15/16Inch Wheels |
| 111 CDI (415.703) (81 kW) Eng.OM 607.951 (K9K) 6/13-8/21 | | | | | | | | | | | | | | | | | |
| 19-2347 | | F | | | | | 37 | 72 | | | | | | 37 | | | 14Inch Wheels |
| 19-2351 | | F | | | | | 45 | 83 | | | | | | 39 | | | 15/16Inch Wheels |
| 111 CDI (415.703) (85 kW) Eng.OM 608.915 (K9K) 2/19-8/21 | | | | | | | | | | | | | | | | | |
| 19-2347 | | F | | | | | 37 | 72 | | | | | | 37 | | | 14Inch Wheels |
| 19-2351 | | F | | | | | 45 | 83 | | | | | | 39 | | | 15/16Inch Wheels |

MERCEDES BENZ

| METELLI ref | Spare Parts | | F/R | L/R | | | ABS | A | B | C | D | E | F | G | H | I | L | M | Fig | NOTE |
|--|-------------|--|-----|-----|--|--|-----|---|---|------|----|-----|---|---|---|---|------|---|-----|---------------|
| 112 (415.703) (84 kW) Eng.M 200.711 6/13-8/21 | | | | | | | | | | | | | | | | | | | | |
| 19-2347 | | | F | | | | | | | 37 | 72 | | | | | | 37 | | | 14Inch Wheels |
| CLA I Coupe (C117) 1/13-1/70 | | | | | | | | | | | | | | | | | | | | |
| AMG CLA 45 4-matic (117.352) (280 kW) Eng.M 133.980 7/15-3/19 | | | | | | | | | | | | | | | | | | | | |
| 19-8153 | | | F | | | | | | | 44,8 | 84 | | | | | | 40,8 | | | |
| CLA 180 (117.342) (90 kW) Eng.M 270.910 1/13-3/19 | | | | | | | | | | | | | | | | | | | | |
| 19-8146 | | | R | | | | | | | | | 143 | | | | | 95 | | | |
| 19-8153 | | | F | | | | | | | 44,8 | 84 | | | | | | 40,8 | | | |
| CLA 180 CDI / d (117.312) (80 kW) Eng.OM 607.951 (K9K) 10/13-5/18 | | | | | | | | | | | | | | | | | | | | |
| 19-8146 | | | R | | | | | | | | | 143 | | | | | 95 | | | |
| 19-8153 | | | F | | | | | | | 44,8 | 84 | | | | | | 40,8 | | | |
| CLA 200 (117.343) (115 kW) Eng.M 270.910 1/13-3/19 | | | | | | | | | | | | | | | | | | | | |
| 19-8146 | | | R | | | | | | | | | 143 | | | | | 95 | | | |
| 19-8153 | | | F | | | | | | | 44,8 | 84 | | | | | | 40,8 | | | |
| CLA 200 CDI (117.301) (100 kW) Eng.OM 651.901 6/13-8/14 | | | | | | | | | | | | | | | | | | | | |
| 19-8146 | | | R | | | | | | | | | 143 | | | | | 95 | | | |
| 19-8153 | | | F | | | | | | | 44,8 | 84 | | | | | | 40,8 | | | |
| CLA 200 CDI / d (117.308) (100 kW) Eng.OM 651.930 7/14-3/19 | | | | | | | | | | | | | | | | | | | | |
| 19-8146 | | | R | | | | | | | | | 143 | | | | | 95 | | | |
| 19-8153 | | | F | | | | | | | 44,8 | 84 | | | | | | 40,8 | | | |
| CLA 200 CDI / d 4-matic (117.302) (100 kW) Eng.OM 651.930 7/14-3/19 | | | | | | | | | | | | | | | | | | | | |
| 19-8153 | | | F | | | | | | | 44,8 | 84 | | | | | | 40,8 | | | |
| CLA 220 4-matic (117.347) (135 kW) Eng.M 270.920 4/16-3/19 | | | | | | | | | | | | | | | | | | | | |
| 19-8146 | | | R | | | | | | | | | 143 | | | | | 95 | | | |
| 19-8153 | | | F | | | | | | | 44,8 | 84 | | | | | | 40,8 | | | |
| CLA 220 CDI / d (117.303) (120 kW) Eng.OM 651.930 1/13-3/19 | | | | | | | | | | | | | | | | | | | | |
| 19-8146 | | | R | | | | | | | | | 143 | | | | | 95 | | | |
| 19-8153 | | | F | | | | | | | 44,8 | 84 | | | | | | 40,8 | | | |

MERCEDES BENZ

| METELLI ref | Spare Parts | | F/R | L/R | | ABS | A | B | C | D | E | F | G | H | I | L | M | Fig | NOTE |
|--|-------------|--|-----|-----|--|-----|---|---|------|----|-----|---|---|---|---|------|---|-----|------|
| CLA 220 CDI / d (117.303) (125 kW) Eng.OM 651.930 1/13-3/19 | | | | | | | | | | | | | | | | | | | |
| 19-8146 | | | R | | | | | | | | 143 | | | | | 95 | | | |
| 19-8153 | | | F | | | | | | 44,8 | 84 | | | | | | 40,8 | | | |
| CLA 220 CDI / d (117.303) (130 kW) Eng.OM 651.930 9/14-3/19 | | | | | | | | | | | | | | | | | | | |
| 19-8146 | | | R | | | | | | | | 143 | | | | | 95 | | | |
| 19-8153 | | | F | | | | | | 44,8 | 84 | | | | | | 40,8 | | | |
| CLA 220 CDI / d 4-matic (117.305) (120 kW) Eng.OM 651.930 8/14-3/19 | | | | | | | | | | | | | | | | | | | |
| 19-8153 | | | F | | | | | | 44,8 | 84 | | | | | | 40,8 | | | |
| CLA 220 CDI / d 4-matic (117.305) (130 kW) Eng.OM 651.930 9/14-3/19 | | | | | | | | | | | | | | | | | | | |
| 19-8153 | | | F | | | | | | 44,8 | 84 | | | | | | 40,8 | | | |
| CLA 220 CDI 4-matic (117.305) (125 kW) Eng.OM 651.930 7/14-3/19 | | | | | | | | | | | | | | | | | | | |
| 19-8153 | | | F | | | | | | 44,8 | 84 | | | | | | 40,8 | | | |
| CLA 250 (117.344) (155 kW) Eng.M 270.920 1/13-3/19 | | | | | | | | | | | | | | | | | | | |
| 19-8146 | | | R | | | | | | | | 143 | | | | | 95 | | | |
| 19-8153 | | | F | | | | | | 44,8 | 84 | | | | | | 40,8 | | | |
| CLA 250 (117.350) (160 kW) Eng.M 270.920 7/15-3/19 | | | | | | | | | | | | | | | | | | | |
| 19-8146 | | | R | | | | | | | | 143 | | | | | 95 | | | |
| 19-8153 | | | F | | | | | | 44,8 | 84 | | | | | | 40,8 | | | |
| CLA 250 4-matic (117.346) (155 kW) Eng.M 270.920 7/13-3/19 | | | | | | | | | | | | | | | | | | | |
| 19-8153 | | | F | | | | | | 44,8 | 84 | | | | | | 40,8 | | | |
| CLA 250 4-matic (117.351) (160 kW) Eng.M 270.920 7/15-3/19 | | | | | | | | | | | | | | | | | | | |
| 19-8153 | | | F | | | | | | 44,8 | 84 | | | | | | 40,8 | | | |
| CLA 45 AMG 4-matic (117.352) (265 kW) Eng.M 133.980 7/13-3/19 | | | | | | | | | | | | | | | | | | | |
| 19-8153 | | | F | | | | | | 44,8 | 84 | | | | | | 40,8 | | | |
| CLA I Shooting Brake I (X117) 1/15-1/70 | | | | | | | | | | | | | | | | | | | |
| AMG CLA 45 4-matic (117.952) (280 kW) Eng.M 133.980 7/15-3/19 | | | | | | | | | | | | | | | | | | | |
| 19-8153 | | | F | | | | | | 44,8 | 84 | | | | | | 40,8 | | | |

MERCEDES BENZ

| METELLI ref | Spare Parts | | F/R | L/R | | | ABS | A | B | C | D | E | F | G | H | I | L | M | Fig | NOTE |
|--|-------------|--|-----|-----|--|--|-----|---|---|------|----|-----|---|---|---|---|------|---|-----|------|
| CLA 180 (117.942) (90 kW) Eng.M 270.910 1/15-3/19 | | | | | | | | | | | | | | | | | | | | |
| 19-8146 | | | R | | | | | | | | | 143 | | | | | 95 | | | |
| 19-8153 | | | F | | | | | | | 44,8 | 84 | | | | | | 40,8 | | | |
| CLA 180 d (117.912) (80 kW) Eng.OM 607.951 (K9K) 7/15-5/18 | | | | | | | | | | | | | | | | | | | | |
| 19-8146 | | | R | | | | | | | | | 143 | | | | | 95 | | | |
| 19-8153 | | | F | | | | | | | 44,8 | 84 | | | | | | 40,8 | | | |
| CLA 200 (117.943) (115 kW) Eng.M 270.910 1/15-3/19 | | | | | | | | | | | | | | | | | | | | |
| 19-8146 | | | R | | | | | | | | | 143 | | | | | 95 | | | |
| 19-8153 | | | F | | | | | | | 44,8 | 84 | | | | | | 40,8 | | | |
| CLA 200 CDI / d (117.908) (100 kW) Eng.OM 651.930 1/15-3/19 | | | | | | | | | | | | | | | | | | | | |
| 19-8146 | | | R | | | | | | | | | 143 | | | | | 95 | | | |
| 19-8153 | | | F | | | | | | | 44,8 | 84 | | | | | | 40,8 | | | |
| CLA 200 CDI / d 4-matic (117.902) (100 kW) Eng.OM 651.930 1/15-3/19 | | | | | | | | | | | | | | | | | | | | |
| 19-8153 | | | F | | | | | | | 44,8 | 84 | | | | | | 40,8 | | | |
| CLA 220 4-matic (117.947) (135 kW) Eng.M 270.920 4/16-3/19 | | | | | | | | | | | | | | | | | | | | |
| 19-8153 | | | F | | | | | | | 44,8 | 84 | | | | | | 40,8 | | | |
| CLA 220 CDI / d (117.903) (120 kW) Eng.OM 651.930 1/15-3/19 | | | | | | | | | | | | | | | | | | | | |
| 19-8146 | | | R | | | | | | | | | 143 | | | | | 95 | | | |
| 19-8153 | | | F | | | | | | | 44,8 | 84 | | | | | | 40,8 | | | |
| CLA 220 CDI / d (117.903) (130 kW) Eng.OM 651.930 1/15-3/19 | | | | | | | | | | | | | | | | | | | | |
| 19-8146 | | | R | | | | | | | | | 143 | | | | | 95 | | | |
| 19-8153 | | | F | | | | | | | 44,8 | 84 | | | | | | 40,8 | | | |
| CLA 220 CDI / d 4-matic (117.905) (120 kW) Eng.OM 651.930 9/15-3/19 | | | | | | | | | | | | | | | | | | | | |
| 19-8146 | | | R | | | | | | | | | 143 | | | | | 95 | | | |
| 19-8153 | | | F | | | | | | | 44,8 | 84 | | | | | | 40,8 | | | |
| CLA 220 CDI / d 4-matic (117.905) (130 kW) Eng.OM 651.930 1/15-3/19 | | | | | | | | | | | | | | | | | | | | |
| 19-8153 | | | F | | | | | | | 44,8 | 84 | | | | | | 40,8 | | | |
| CLA 220 d (117.903) (125 kW) Eng.OM 651.930 7/18-3/19 | | | | | | | | | | | | | | | | | | | | |
| 19-8146 | | | R | | | | | | | | | 143 | | | | | 95 | | | |

MERCEDES BENZ

| METELLI ref | Spare Parts | | F/R | L/R | | ABS | A | B | C | D | E | F | G | H | I | L | M | Fig | NOTE |
|--|-------------|--------|-----|-----|--|-----|---|---|------|----|-----|---|---|---|---|------|---|-----|-------------------------|
| 19-8153 | | | F | | | | | | 44,8 | 84 | | | | | | 40,8 | | | |
| CLA 220 d 4-matic (117.905) (125 kW) Eng.OM 651.930 7/18-3/19 | | | | | | | | | | | | | | | | | | | |
| 19-8153 | | | F | | | | | | 44,8 | 84 | | | | | | 40,8 | | | |
| CLA 250 (117.944) (155 kW) Eng.M 270.920 1/15-3/19 | | | | | | | | | | | | | | | | | | | |
| 19-8146 | | | R | | | | | | | | 143 | | | | | 95 | | | |
| 19-8153 | | | F | | | | | | 44,8 | 84 | | | | | | 40,8 | | | |
| CLA 250 4-matic (117.946) (155 kW) Eng.M 270.920 1/15-3/19 | | | | | | | | | | | | | | | | | | | |
| 19-8153 | | | F | | | | | | 44,8 | 84 | | | | | | 40,8 | | | |
| CLA 250 4-matic (117.951) (160 kW) Eng.M 270.920 7/15-3/19 | | | | | | | | | | | | | | | | | | | |
| 19-8153 | | | F | | | | | | 44,8 | 84 | | | | | | 40,8 | | | |
| CLA 45 AMG 4-matic (117.952) (265 kW) Eng.M 133.980 1/15-7/15 | | | | | | | | | | | | | | | | | | | |
| 19-8153 | | | F | | | | | | 44,8 | 84 | | | | | | 40,8 | | | |
| Classe A I (W168) 7/97-8/04 | | | | | | | | | | | | | | | | | | | |
| A 140 (168.031, 168.131) (60 kW) Eng.M 166.940 (09.97-.) 7/97-8/04 | | | | | | | | | | | | | | | | | | | |
| 19-2284 | | | F | | | | | | 42 | 75 | | | | | | 37 | | | |
| 19-2432 | | -02/01 | R | | | | | | 25 | 55 | | | | | | 43 | | | |
| 19-2943 | | 03/01- | R | | | | | | 25 | 55 | | | | | | 53,5 | | | |
| A 140 (168.031, 168.131) (60 kW) Eng.M 166.960 1/01-8/04 | | | | | | | | | | | | | | | | | | | |
| 19-2284 | | | F | | | | | | 42 | 75 | | | | | | 37 | | | |
| 19-2432 | | -02/01 | R | | | | | | 25 | 55 | | | | | | 43 | | | |
| 19-2943 | | 03/01- | R | | | | | | 25 | 55 | | | | | | 53,5 | | | |
| A 160 (168.033, 168.133) (75 kW) Eng.M 166.960 (09.97-.) 7/97-8/04 | | | | | | | | | | | | | | | | | | | |
| 19-2284 | | | F | | | | | | 42 | 75 | | | | | | 37 | | | |
| 19-2432 | | -02/01 | R | | | | | | 25 | 55 | | | | | | 43 | | | Mod. 168133 |
| 19-2943 | | 03/01- | R | | | | | | 25 | 55 | | | | | | 53,5 | | | Mod. 168133 Mod. 168033 |
| A 160 CDI (168.006) (55 kW) Eng.OM 668.940 2/01-8/04 | | | | | | | | | | | | | | | | | | | |
| 19-2284 | | | F | | | | | | 42 | 75 | | | | | | 37 | | | |
| 19-2432 | | -02/01 | R | | | | | | 25 | 55 | | | | | | 43 | | | |

MERCEDES BENZ

| METELLI ref | Spare Parts | | F/R | L/R | | | ABS | A | B | C | D | E | F | G | H | I | L | M | Fig | NOTE |
|---|-------------|--------|-----|-----|--|--|-----|---|----|----|----|-----|---|---|---|---|------|---|-----|-------------------------|
| 19-2943 | | 03/01- | R | | | | | | | 25 | 55 | | | | | | 53,5 | | | |
| A 160 CDI (168.007) (44 kW) Eng.OM 668.941 (07.98-) 7/98-2/01 | | | | | | | | | | | | | | | | | | | | |
| 19-2284 | | | F | | | | | | | 42 | 75 | | | | | | 37 | | | |
| 19-2432 | | | R | | | | | | | 25 | 55 | | | | | | 43 | | | |
| A 170 CDI (168.008) (66 kW) Eng.OM 668.940 (09.98-) 7/98-2/01 | | | | | | | | | | | | | | | | | | | | |
| 19-2284 | | | F | | | | | | | 42 | 75 | | | | | | 37 | | | |
| 19-2432 | | | R | | | | | | | 25 | 55 | | | | | | 43 | | | |
| A 170 CDI (168.009, 168.109) (70 kW) Eng.OM 668.942 2/01-8/04 | | | | | | | | | | | | | | | | | | | | |
| 19-2284 | | | F | | | | | | | 42 | 75 | | | | | | 37 | | | |
| 19-2432 | | -02/01 | R | | | | | | | 25 | 55 | | | | | | 43 | | | |
| 19-2943 | | 03/01- | R | | | | | | | 25 | 55 | | | | | | 53,5 | | | |
| A 190 (168.032, 168.132) (92 kW) Eng.M 166.990 3/99-8/04 | | | | | | | | | | | | | | | | | | | | |
| 19-2284 | | | F | | | | | | | 42 | 75 | | | | | | 37 | | | |
| 19-2432 | | -02/01 | R | | | | | | | 25 | 55 | | | | | | 43 | | | Mod. 168032 |
| 19-2943 | | 03/01- | R | | | | | | | 25 | 55 | | | | | | 53,5 | | | Mod. 168132 Mod. 168032 |
| A 210 (168.035, 168.135) (103 kW) Eng.M 166.995 12/01-8/04 | | | | | | | | | | | | | | | | | | | | |
| 19-2284 | | | F | | | | | | | 42 | 75 | | | | | | 37 | | | |
| 19-2943 | | | R | | | | | | | 25 | 55 | | | | | | 53,5 | | | |
| Classe A II (W169) 9/04-6/12 | | | | | | | | | | | | | | | | | | | | |
| A 150 (169.031, 169.331) (70 kW) Eng.M 266.920 9/04-6/12 | | | | | | | | | | | | | | | | | | | | |
| 19-2830 | | 03/05- | F | | | | | | | 45 | 84 | | | | | | 39 | | | |
| 19-2944 | | | R | | | | | | 33 | | | 143 | | | | | 94,9 | | | |
| 19-8134 | | -03/05 | F | | | | | | | 45 | 84 | | | | | | 39 | | | |
| A 160 (169.031, 169.331) (70 kW) Eng.M 266.920 4/09-6/12 | | | | | | | | | | | | | | | | | | | | |
| 19-2830 | | | F | | | | | | | 45 | 84 | | | | | | 39 | | | |
| 19-2944 | | | R | | | | | | 33 | | | 143 | | | | | 94,9 | | | |
| 19-8134 | | | F | | | | | | | 45 | 84 | | | | | | 39 | | | |

MERCEDES BENZ

| METELLI ref | Spare Parts | F/R | L/R | ABS | A | B | C | D | E | F | G | H | I | L | M | Fig | NOTE |
|--|-------------|-----|-----|-----|---|----|------|----|-----|---|---|---|---|---|---|------|------|
| A 200 Turbo (169.034, 169.334) (142 kW) Eng.M 266.980 9/05-6/12 | | | | | | | | | | | | | | | | | |
| 19-2830 | | F | | | | | 45 | 84 | | | | | | | | 39 | |
| 19-2944 | | R | | | | 33 | | | 143 | | | | | | | 94,9 | |
| 19-8134 | | F | | | | | 45 | 84 | | | | | | | | 39 | |
| E-CELL (169.090) (50 kW) Eng.EM 780.992 12/10-6/12 | | | | | | | | | | | | | | | | | |
| 19-2830 | | F | | | | | 45 | 84 | | | | | | | | 39 | |
| 19-2944 | | R | | | | 33 | | | 143 | | | | | | | 94,9 | |
| Classe A III (W176) 6/12-1/70 | | | | | | | | | | | | | | | | | |
| A 160 (176.041) (75 kW) Eng.M 270.910 7/15-5/18 | | | | | | | | | | | | | | | | | |
| 19-8146 | | R | | | | | | | 143 | | | | | | | 95 | |
| 19-8153 | | F | | | | | 44,8 | 84 | | | | | | | | 40,8 | |
| A 160 CDI / d (176.011) (66 kW) Eng.OM 607.951 (K9K) 6/13-5/18 | | | | | | | | | | | | | | | | | |
| 19-8146 | | R | | | | | | | 143 | | | | | | | 95 | |
| 19-8153 | | F | | | | | 44,8 | 84 | | | | | | | | 40,8 | |
| A 180 (176.042) (90 kW) Eng.M 270.910 9/12-5/18 | | | | | | | | | | | | | | | | | |
| 19-8146 | | R | | | | | | | 143 | | | | | | | 95 | |
| 19-8153 | | F | | | | | 44,8 | 84 | | | | | | | | 40,8 | |
| A 180 CDI (176.000) (80 kW) Eng.OM 651.901 6/12-10/14 | | | | | | | | | | | | | | | | | |
| 19-8146 | | R | | | | | | | 143 | | | | | | | 95 | |
| 19-8153 | | F | | | | | 44,8 | 84 | | | | | | | | 40,8 | |
| A 180 CDI / d (176.012) (80 kW) Eng.OM 607.951 (K9K) 6/12-5/18 | | | | | | | | | | | | | | | | | |
| 19-8146 | | R | | | | | | | 143 | | | | | | | 95 | |
| 19-8153 | | F | | | | | 44,8 | 84 | | | | | | | | 40,8 | |
| A 200 (176.043) (115 kW) Eng.M 270.910 6/12-5/18 | | | | | | | | | | | | | | | | | |
| 19-8146 | | R | | | | | | | 143 | | | | | | | 95 | |
| 19-8153 | | F | | | | | 44,8 | 84 | | | | | | | | 40,8 | |
| A 200 CDI (176.001) (100 kW) Eng.OM 651.901 6/12-10/14 | | | | | | | | | | | | | | | | | |
| 19-8146 | | R | | | | | | | 143 | | | | | | | 95 | |

MERCEDES BENZ

| METELLI ref | Spare Parts | | F/R | L/R | | ABS | A | B | C | D | E | F | G | H | I | L | M | Fig | NOTE |
|--|-------------|--|-----|-----|--|-----|---|---|------|----|-----|---|---|---|---|------|---|-----|------|
| 19-8153 | | | F | | | | | | 44,8 | 84 | | | | | | 40,8 | | | |
| A 200 CDI / d (176.008) (100 kW) Eng.OM 651.930 2/14-5/18 | | | | | | | | | | | | | | | | | | | |
| 19-8146 | | | R | | | | | | | | 143 | | | | | 95 | | | |
| 19-8153 | | | F | | | | | | 44,8 | 84 | | | | | | 40,8 | | | |
| A 200 CDI / d 4-matic (176.002) (100 kW) Eng.OM 651.930 2/14-5/18 | | | | | | | | | | | | | | | | | | | |
| 19-8153 | | | F | | | | | | 44,8 | 84 | | | | | | 40,8 | | | |
| A 220 4-matic (176.047) (135 kW) Eng.M 270.920 5/14-5/18 | | | | | | | | | | | | | | | | | | | |
| 19-8153 | | | F | | | | | | 44,8 | 84 | | | | | | 40,8 | | | |
| A 220 CDI (176.003) (120 kW) Eng.OM 651.930 1/14-5/18 | | | | | | | | | | | | | | | | | | | |
| 19-8146 | | | R | | | | | | | | 143 | | | | | 95 | | | |
| 19-8153 | | | F | | | | | | 44,8 | 84 | | | | | | 40,8 | | | |
| A 220 CDI (176.003) (125 kW) Eng.OM 651.930 9/12-5/18 | | | | | | | | | | | | | | | | | | | |
| 19-8146 | | | R | | | | | | | | 143 | | | | | 95 | | | |
| 19-8153 | | | F | | | | | | 44,8 | 84 | | | | | | 40,8 | | | |
| A 220 CDI 4-matic (176.005) (125 kW) Eng.OM 651.930 2/14-5/18 | | | | | | | | | | | | | | | | | | | |
| 19-8153 | | | F | | | | | | 44,8 | 84 | | | | | | 40,8 | | | |
| A 220 d (176.003) (130 kW) Eng.OM 651.930 7/15-5/18 | | | | | | | | | | | | | | | | | | | |
| 19-8146 | | | R | | | | | | | | 143 | | | | | 95 | | | |
| 19-8153 | | | F | | | | | | 44,8 | 84 | | | | | | 40,8 | | | |
| A 220 d 4-matic (176.005) (130 kW) Eng.OM 651.930 7/15-5/18 | | | | | | | | | | | | | | | | | | | |
| 19-8153 | | | F | | | | | | 44,8 | 84 | | | | | | 40,8 | | | |
| A 250 (176.044) (155 kW) Eng.M 270.920 6/12-5/18 | | | | | | | | | | | | | | | | | | | |
| 19-8146 | | | R | | | | | | | | 143 | | | | | 95 | | | |
| 19-8153 | | | F | | | | | | 44,8 | 84 | | | | | | 40,8 | | | |
| A 250 (176.050) (160 kW) Eng.M 270.920 7/15-5/18 | | | | | | | | | | | | | | | | | | | |
| 19-8153 | | | F | | | | | | 44,8 | 84 | | | | | | 40,8 | | | |
| A 250 4-matic (176.046) (155 kW) Eng.M 270.920 6/13-5/18 | | | | | | | | | | | | | | | | | | | |
| 19-8153 | | | F | | | | | | 44,8 | 84 | | | | | | 40,8 | | | |

MERCEDES BENZ

| METELLI ref | Spare Parts | | F/R | L/R | | | ABS | A | B | C | D | E | F | G | H | I | L | M | Fig | NOTE |
|--|-------------|--------|-----|-----|--|--|-----|---|----|------|----|-----|---|---|---|---|---|---|------|------|
| A 250 4-matic (176.051) (160 kW) Eng.M 270.920 7/15-5/18 | | | | | | | | | | | | | | | | | | | | |
| 19-8153 | | | F | | | | | | | 44,8 | 84 | | | | | | | | 40,8 | |
| A 45 AMG 4-matic (176.052) (265 kW) Eng.M 133.980 6/13-5/18 | | | | | | | | | | | | | | | | | | | | |
| 19-8153 | | | F | | | | | | | 44,8 | 84 | | | | | | | | 40,8 | |
| AMG A 45 4-matic (176.052) (280 kW) Eng.M 133.980 7/15-5/18 | | | | | | | | | | | | | | | | | | | | |
| 19-8153 | | | F | | | | | | | 44,8 | 84 | | | | | | | | 40,8 | |
| Classe B I (W245) 3/05-11/11 | | | | | | | | | | | | | | | | | | | | |
| B 150 (245.231) (70 kW) Eng.M 266.920 3/05-11/11 | | | | | | | | | | | | | | | | | | | | |
| 19-2830 | | | F | | | | | | | 45 | 84 | | | | | | | | 39 | |
| 19-2944 | | | R | | | | | | 33 | | | 143 | | | | | | | 94,9 | |
| B 160 (245.231) (70 kW) Eng.M 266.920 4/09-11/11 | | | | | | | | | | | | | | | | | | | | |
| 19-2830 | | | F | | | | | | | 45 | 84 | | | | | | | | 39 | |
| 19-2944 | | | R | | | | | | 33 | | | 143 | | | | | | | 94,9 | |
| B 170 (245.232) (85 kW) Eng.M 266.940 3/05-11/11 | | | | | | | | | | | | | | | | | | | | |
| 19-2830 | | | F | | | | | | | 45 | 84 | | | | | | | | 39 | |
| 19-2944 | | | R | | | | | | 33 | | | 143 | | | | | | | 94,9 | |
| 19-8134 | | -03/05 | F | | | | | | | 45 | 84 | | | | | | | | 39 | |
| B 170 NGT (245.233) (85 kW) Eng.M 266.960 4/08-11/11 | | | | | | | | | | | | | | | | | | | | |
| 19-2830 | | | F | | | | | | | 45 | 84 | | | | | | | | 39 | |
| 19-2944 | | | R | | | | | | 33 | | | 143 | | | | | | | 94,9 | |
| 19-8134 | | | F | | | | | | | 45 | 84 | | | | | | | | 39 | |
| B 180 (245.232) (85 kW) Eng.M 266.940 4/09-11/11 | | | | | | | | | | | | | | | | | | | | |
| 19-2830 | | | F | | | | | | | 45 | 84 | | | | | | | | 39 | |
| 19-2944 | | | R | | | | | | 33 | | | 143 | | | | | | | 94,9 | |
| 19-8134 | | | F | | | | | | | 45 | 84 | | | | | | | | 39 | |
| B 180 CDI (245.207) (80 kW) Eng.OM 640.940 3/05-11/11 | | | | | | | | | | | | | | | | | | | | |
| 19-2830 | | | F | | | | | | | 45 | 84 | | | | | | | | 39 | |
| 19-2944 | | | R | | | | | | 33 | | | 143 | | | | | | | 94,9 | |

MERCEDES BENZ

| METELLI ref | Spare Parts | | F/R | L/R | | ABS | A | B | C | D | E | F | G | H | I | L | M | Fig | NOTE |
|---|-------------|--------|-----|-----|--|-----|---|----|------|----|-----|---|---|---|---|------|---|-----|------|
| 19-8134 | | -03/05 | F | | | | | | 45 | 84 | | | | | | 39 | | | |
| B 180 NGT (245.233) (85 kW) Eng.M 266.960 4/08-11/11 | | | | | | | | | | | | | | | | | | | |
| 19-2830 | | | F | | | | | | 45 | 84 | | | | | | 39 | | | |
| 19-2944 | | | R | | | | | 33 | | | 143 | | | | | 94,9 | | | |
| 19-8134 | | | F | | | | | | 45 | 84 | | | | | | 39 | | | |
| B 200 (245.233) (100 kW) Eng.M 266.960 3/05-11/11 | | | | | | | | | | | | | | | | | | | |
| 19-2830 | | | F | | | | | | 45 | 84 | | | | | | 39 | | | |
| 19-2944 | | | R | | | | | 33 | | | 143 | | | | | 94,9 | | | |
| 19-8134 | | -03/05 | F | | | | | | 45 | 84 | | | | | | 39 | | | |
| B 200 CDI (245.208) (100 kW) Eng.OM 640.941 3/05-11/11 | | | | | | | | | | | | | | | | | | | |
| 19-2944 | | | R | | | | | 33 | | | 143 | | | | | 94,9 | | | |
| B 200 CDI (245.208) (103 kW) Eng.OM 640.941 3/05-11/11 | | | | | | | | | | | | | | | | | | | |
| 19-2830 | | | F | | | | | | 45 | 84 | | | | | | 39 | | | |
| 19-2944 | | | R | | | | | 33 | | | 143 | | | | | 94,9 | | | |
| 19-8134 | | -03/05 | F | | | | | | 45 | 84 | | | | | | 39 | | | |
| B 200 Turbo (245.234) (142 kW) Eng.M 266.980 3/05-11/11 | | | | | | | | | | | | | | | | | | | |
| 19-2830 | | | F | | | | | | 45 | 84 | | | | | | 39 | | | |
| 19-2944 | | | R | | | | | 33 | | | 143 | | | | | 94,9 | | | |
| 19-8134 | | -03/05 | F | | | | | | 45 | 84 | | | | | | 39 | | | |
| F-CELL (242.890) (77 kW) Eng.FCELL 1/10-11/11 | | | | | | | | | | | | | | | | | | | |
| 19-8146 | | | R | | | | | | | | 143 | | | | | 95 | | | |
| 19-8153 | | | F | | | | | | 44,8 | 84 | | | | | | 40,8 | | | |
| Classe B II (W246, W242) 11/11-1/70 | | | | | | | | | | | | | | | | | | | |
| B 160 (246.241) (75 kW) Eng.M 270.910 7/15-12/18 | | | | | | | | | | | | | | | | | | | |
| 19-8146 | | | R | | | | | | | | 143 | | | | | 95 | | | |
| 19-8153 | | | F | | | | | | 44,8 | 84 | | | | | | 40,8 | | | |
| B 160 CDI / d (246.211) (66 kW) Eng.OM 607.951 (K9K) 5/13-12/18 | | | | | | | | | | | | | | | | | | | |
| 19-8146 | | | R | | | | | | | | 143 | | | | | 95 | | | |

MERCEDES BENZ

| METELLI ref | Spare Parts | | F/R | L/R | | | ABS | A | B | C | D | E | F | G | H | I | L | M | Fig | NOTE |
|---|-------------|--|-----|-----|--|--|-----|---|---|------|----|-----|---|---|---|---|------|---|-----|------|
| 19-8153 | | | F | | | | | | | 44,8 | 84 | | | | | | 40,8 | | | |
| B 180 (246.242) (90 kW) Eng.M 270.910 11/11-12/18 | | | | | | | | | | | | | | | | | | | | |
| 19-8146 | | | R | | | | | | | | | 143 | | | | | 95 | | | |
| 19-8153 | | | F | | | | | | | 44,8 | 84 | | | | | | 40,8 | | | |
| B 180 CDI (246.200) (80 kW) Eng.OM 651.901 11/11-8/14 | | | | | | | | | | | | | | | | | | | | |
| 19-8146 | | | R | | | | | | | | | 143 | | | | | 95 | | | |
| 19-8153 | | | F | | | | | | | 44,8 | 84 | | | | | | 40,8 | | | |
| B 180 CDI / d (246.212) (80 kW) Eng.OM 607.951 (K9K) 2/13-12/18 | | | | | | | | | | | | | | | | | | | | |
| 19-8146 | | | R | | | | | | | | | 143 | | | | | 95 | | | |
| 19-8153 | | | F | | | | | | | 44,8 | 84 | | | | | | 40,8 | | | |
| B 200 (246.243) (115 kW) Eng.M 270.910 11/11-12/18 | | | | | | | | | | | | | | | | | | | | |
| 19-8146 | | | R | | | | | | | | | 143 | | | | | 95 | | | |
| 19-8153 | | | F | | | | | | | 44,8 | 84 | | | | | | 40,8 | | | |
| B 200 CDI (246.201) (100 kW) Eng.OM 651.901 11/11-8/14 | | | | | | | | | | | | | | | | | | | | |
| 19-8146 | | | R | | | | | | | | | 143 | | | | | 95 | | | |
| 19-8153 | | | F | | | | | | | 44,8 | 84 | | | | | | 40,8 | | | |
| B 200 CDI / d (246.208) (100 kW) Eng.OM 651.930 8/14-12/18 | | | | | | | | | | | | | | | | | | | | |
| 19-8146 | | | R | | | | | | | | | 143 | | | | | 95 | | | |
| 19-8153 | | | F | | | | | | | 44,8 | 84 | | | | | | 40,8 | | | |
| B 200 CDI / d 4-matic (246.202) (100 kW) Eng.OM 651.930 8/14-12/18 | | | | | | | | | | | | | | | | | | | | |
| 19-8153 | | | F | | | | | | | 44,8 | 84 | | | | | | 40,8 | | | |
| B 200 Natural Gas Drive / B 200 c (242.848) (115 kW) Eng.M 270.920 11/12-12/17 | | | | | | | | | | | | | | | | | | | | |
| 19-8146 | | | R | | | | | | | | | 143 | | | | | 95 | | | |
| 19-8153 | | | F | | | | | | | 44,8 | 84 | | | | | | 40,8 | | | |
| B 220 4-matic (246.247) (135 kW) Eng.M 270.920 5/13-12/18 | | | | | | | | | | | | | | | | | | | | |
| 19-8153 | | | F | | | | | | | 44,8 | 84 | | | | | | 40,8 | | | |
| B 220 CDI / d (246.203) (120 kW) Eng.OM 651.930 6/13-12/18 | | | | | | | | | | | | | | | | | | | | |
| 19-8146 | | | R | | | | | | | | | 143 | | | | | 95 | | | |
| 19-8153 | | | F | | | | | | | 44,8 | 84 | | | | | | 40,8 | | | |

MERCEDES BENZ

| METELLI ref | Spare Parts | | F/R | L/R | | | ABS | A | B | C | D | E | F | G | H | I | L | M | Fig | NOTE |
|---|-------------|--|-----|-----|--|--|-----|---|---|------|-------|-----|---|---|---|---|---|-------|-----|------|
| B 220 CDI / d (246.203) (125 kW) Eng.OM 651.930 11/11-12/18 | | | | | | | | | | | | | | | | | | | | |
| 19-8146 | | | R | | | | | | | | | 143 | | | | | | 95 | | |
| 19-8153 | | | F | | | | | | | 44,8 | 84 | | | | | | | 40,8 | | |
| B 220 CDI / d (246.203) (130 kW) Eng.OM 651.930 8/14-12/18 | | | | | | | | | | | | | | | | | | | | |
| 19-8146 | | | R | | | | | | | | | 143 | | | | | | 95 | | |
| 19-8153 | | | F | | | | | | | 44,8 | 84 | | | | | | | 40,8 | | |
| B 220 CDI / d 4-matic (246.205) (130 kW) Eng.OM 651.930 8/14-12/18 | | | | | | | | | | | | | | | | | | | | |
| 19-8153 | | | F | | | | | | | 44,8 | 84 | | | | | | | 40,8 | | |
| B 220 d 4-matic (246.205) (125 kW) Eng.OM 651.930 6/18-12/18 | | | | | | | | | | | | | | | | | | | | |
| 19-8146 | | | R | | | | | | | | | 143 | | | | | | 95 | | |
| 19-8153 | | | F | | | | | | | 44,8 | 84 | | | | | | | 40,8 | | |
| B 250 (246.244) (155 kW) Eng.M 270.920 5/12-12/18 | | | | | | | | | | | | | | | | | | | | |
| 19-8146 | | | R | | | | | | | | | 143 | | | | | | 95 | | |
| 19-8153 | | | F | | | | | | | 44,8 | 84 | | | | | | | 40,8 | | |
| B 250 4-matic (246.246) (155 kW) Eng.M 270.920 8/14-12/18 | | | | | | | | | | | | | | | | | | | | |
| 19-8153 | | | F | | | | | | | 44,8 | 84 | | | | | | | 40,8 | | |
| Electric Drive / B 250 e (242.890) (65 kW) Eng.EM 780.990 11/14-10/17 | | | | | | | | | | | | | | | | | | | | |
| 19-8146 | | | R | | | | | | | | | 143 | | | | | | 95 | | |
| 19-8153 | | | F | | | | | | | 44,8 | 84 | | | | | | | 40,8 | | |
| Electric Drive / B 250 e (242.890) (132 kW) Eng.EM 780.990 11/14-10/17 | | | | | | | | | | | | | | | | | | | | |
| 19-8146 | | | R | | | | | | | | | 143 | | | | | | 95 | | |
| 19-8153 | | | F | | | | | | | 44,8 | 84 | | | | | | | 40,8 | | |
| Classe C I (W202) 3/93-5/00 | | | | | | | | | | | | | | | | | | | | |
| C 180 (202.018) (89 kW) Eng.M 111.920, M 111.921 11/94-5/00 | | | | | | | | | | | | | | | | | | | | |
| 19-2213 | | | F | | | | | | | 22 | 59,98 | | | | | | | 16,64 | | |
| 19-2572 | | | R | | | | | | | 45 | 84 | | | | | | | 39 | | |
| C 180 (202.018) (90 kW) Eng.M 111.920, M 111.921 3/93-5/00 | | | | | | | | | | | | | | | | | | | | |
| 19-2213 | | | F | | | | | | | 22 | 59,98 | | | | | | | 16,64 | | |

MERCEDES BENZ

| METELLI ref | Spare Parts | | F/R | L/R | | | ABS | A | B | C | D | E | F | G | H | I | L | M | Fig | NOTE |
|---|-------------|--|-----|-----|--|--|-----|---|---|----|-------|---|---|---|---|---|-------|---|-----|------|
| 19-2572 | | | R | | | | | | | 45 | 84 | | | | | | 39 | | | |
| C 200 (202.020) (100 kW) Eng.M 111.941, M 111.945 1/94-5/00 | | | | | | | | | | | | | | | | | | | | |
| 19-2213 | | | F | | | | | | | 22 | 59,98 | | | | | | 16,64 | | | |
| 19-2572 | | | R | | | | | | | 45 | 84 | | | | | | 39 | | | |
| C 200 CDI (202.134) (75 kW) Eng.OM 611.960 3/98-5/00 | | | | | | | | | | | | | | | | | | | | |
| 19-2213 | | | F | | | | | | | 22 | 59,98 | | | | | | 16,64 | | | |
| 19-2572 | | | R | | | | | | | 45 | 84 | | | | | | 39 | | | |
| C 200 D (202.120) (55 kW) Eng.OM 601.913 3/93-5/00 | | | | | | | | | | | | | | | | | | | | |
| 19-2213 | | | F | | | | | | | 22 | 59,98 | | | | | | 16,64 | | | |
| 19-2572 | | | R | | | | | | | 45 | 84 | | | | | | 39 | | | |
| C 200 D (202.122) (65 kW) Eng.OM 604.915 10/96-5/00 | | | | | | | | | | | | | | | | | | | | |
| 19-2213 | | | F | | | | | | | 22 | 59,98 | | | | | | 16,64 | | | |
| 19-2572 | | | R | | | | | | | 45 | 84 | | | | | | 39 | | | |
| C 200 Kompressor (202.025) (132 kW) Eng.M 111.944 10/95-5/00 | | | | | | | | | | | | | | | | | | | | |
| 19-2213 | | | F | | | | | | | 22 | 59,98 | | | | | | 16,64 | | | |
| 19-2572 | | | R | | | | | | | 45 | 84 | | | | | | 39 | | | |
| C 200 Kompressor (202.025) (141 kW) Eng.M 111.944 11/96-5/00 | | | | | | | | | | | | | | | | | | | | |
| 19-2213 | | | F | | | | | | | 22 | 59,98 | | | | | | 16,64 | | | |
| 19-2572 | | | R | | | | | | | 45 | 84 | | | | | | 39 | | | |
| C 220 (202.022) (110 kW) Eng.M 111.961 3/93-5/00 | | | | | | | | | | | | | | | | | | | | |
| 19-2213 | | | F | | | | | | | 22 | 59,98 | | | | | | 16,64 | | | |
| 19-2572 | | | R | | | | | | | 45 | 84 | | | | | | 39 | | | |
| C 220 CDI (202.133) (92 kW) Eng.OM 611.960 9/97-5/00 | | | | | | | | | | | | | | | | | | | | |
| 19-2213 | | | F | | | | | | | 22 | 59,98 | | | | | | 16,64 | | | |
| 19-2572 | | | R | | | | | | | 45 | 84 | | | | | | 39 | | | |
| C 220 D (202.021) (55 kW) Eng.OM 604.910 7/96-5/00 | | | | | | | | | | | | | | | | | | | | |
| 19-2213 | | | F | | | | | | | 22 | 59,98 | | | | | | 16,64 | | | |
| 19-2572 | | | R | | | | | | | 45 | 84 | | | | | | 39 | | | |

MERCEDES BENZ

| METELLI ref | Spare Parts | | F/R | L/R | | | ABS | A | B | C | D | E | F | G | H | I | L | M | Fig | NOTE |
|---|-------------|--|-----|-----|--|--|-----|---|---|----|-------|---|---|---|---|---|---|---|-------|------|
| C 220 D (202.121) (70 kW) Eng.OM 604.910 8/93-5/00 | | | | | | | | | | | | | | | | | | | | |
| 19-2213 | | | F | | | | | | | 22 | 59,98 | | | | | | | | 16,64 | |
| 19-2572 | | | R | | | | | | | 45 | 84 | | | | | | | | 39 | |
| C 230 (202.023) (110 kW) Eng.M 111.974 6/96-6/97 | | | | | | | | | | | | | | | | | | | | |
| 19-2213 | | | F | | | | | | | 22 | 59,98 | | | | | | | | 16,64 | |
| 19-2572 | | | R | | | | | | | 45 | 84 | | | | | | | | 39 | |
| C 230 Kompressor (202.024) (142 kW) Eng.M 111.975 10/95-5/00 | | | | | | | | | | | | | | | | | | | | |
| 19-2213 | | | F | | | | | | | 22 | 59,98 | | | | | | | | 16,64 | |
| 19-2572 | | | R | | | | | | | 45 | 84 | | | | | | | | 39 | |
| C 240 (202.026) (125 kW) Eng.M 112.910 (06.97-.) 6/97-5/00 | | | | | | | | | | | | | | | | | | | | |
| 19-2213 | | | F | | | | | | | 22 | 59,98 | | | | | | | | 16,64 | |
| 19-2572 | | | R | | | | | | | 45 | 84 | | | | | | | | 39 | |
| C 250 D (202.125) (83 kW) Eng.OM 605.910 5/93-5/00 | | | | | | | | | | | | | | | | | | | | |
| 19-2213 | | | F | | | | | | | 22 | 59,98 | | | | | | | | 16,64 | |
| 19-2572 | | | R | | | | | | | 45 | 84 | | | | | | | | 39 | |
| C 250 Turbo-D (202.128) (110 kW) Eng.OM 605.960 10/95-5/00 | | | | | | | | | | | | | | | | | | | | |
| 19-2213 | | | F | | | | | | | 22 | 59,98 | | | | | | | | 16,64 | |
| 19-2572 | | | R | | | | | | | 45 | 84 | | | | | | | | 39 | |
| C 280 (202.028) (142 kW) Eng.M 104.941 5/93-5/00 | | | | | | | | | | | | | | | | | | | | |
| 19-2213 | | | F | | | | | | | 22 | 59,98 | | | | | | | | 16,64 | |
| 19-2572 | | | R | | | | | | | 45 | 84 | | | | | | | | 39 | |
| C 280 (202.029) (145 kW) Eng.M 112.920 (06.97-.) 6/97-5/00 | | | | | | | | | | | | | | | | | | | | |
| 19-2213 | | | F | | | | | | | 22 | 59,98 | | | | | | | | 16,64 | |
| 19-2572 | | | R | | | | | | | 45 | 84 | | | | | | | | 39 | |
| C 36 AMG (202.028) (206 kW) Eng.M 104.941 (AMG 3.6) (05.94-.) 5/94-5/00 | | | | | | | | | | | | | | | | | | | | |
| 19-2213 | | | F | | | | | | | 22 | 59,98 | | | | | | | | 16,64 | |
| 19-2572 | | | R | | | | | | | 45 | 84 | | | | | | | | 39 | |
| C 43 AMG (202.033) (225 kW) Eng.M 113.944 8/97-5/00 | | | | | | | | | | | | | | | | | | | | |
| 19-2213 | | | F | | | | | | | 22 | 59,98 | | | | | | | | 16,64 | |

MERCEDES BENZ

| METELLI ref | Spare Parts | | F/R | L/R | | | ABS | A | B | C | D | E | F | G | H | I | L | M | Fig | NOTE |
|---|-------------|--|-----|-----|--|--|-----|---|---|----|-------|---|---|---|---|---|-------|---|-----|------|
| 19-2572 | | | R | | | | | | | 45 | 84 | | | | | | 39 | | | |
| Classe C I T-Model (S202) 6/96-3/01 | | | | | | | | | | | | | | | | | | | | |
| C 180 T (202.078) (90 kW) Eng.M 111.920, M 111.921 6/96-9/00 | | | | | | | | | | | | | | | | | | | | |
| 19-2213 | | | F | | | | | | | 22 | 59,98 | | | | | | 16,64 | | | |
| 19-2572 | | | R | | | | | | | 45 | 84 | | | | | | 39 | | | |
| C 180 T (202.081) (95 kW) Eng.M 111.952 9/00-3/01 | | | | | | | | | | | | | | | | | | | | |
| 19-2213 | | | F | | | | | | | 22 | 59,98 | | | | | | 16,64 | | | |
| 19-2572 | | | R | | | | | | | 45 | 84 | | | | | | 39 | | | |
| C 200 T (202.080) (100 kW) Eng.M 111.941, M 111.945 6/96-3/01 | | | | | | | | | | | | | | | | | | | | |
| 19-2213 | | | F | | | | | | | 22 | 59,98 | | | | | | 16,64 | | | |
| 19-2572 | | | R | | | | | | | 45 | 84 | | | | | | 39 | | | |
| C 200 T CDI (202.194) (75 kW) Eng.OM 611.960 3/98-3/01 | | | | | | | | | | | | | | | | | | | | |
| 19-2213 | | | F | | | | | | | 22 | 59,98 | | | | | | 16,64 | | | |
| 19-2572 | | | R | | | | | | | 45 | 84 | | | | | | 39 | | | |
| C 200 T D (202.180) (65 kW) Eng.OM 604.915 10/96-3/01 | | | | | | | | | | | | | | | | | | | | |
| 19-2213 | | | F | | | | | | | 22 | 59,98 | | | | | | 16,64 | | | |
| 19-2572 | | | R | | | | | | | 45 | 84 | | | | | | 39 | | | |
| C 200 T Kompressor (202.082) (141 kW) Eng.M 111.944 11/96-3/01 | | | | | | | | | | | | | | | | | | | | |
| 19-2213 | | | F | | | | | | | 22 | 59,98 | | | | | | 16,64 | | | |
| 19-2572 | | | R | | | | | | | 45 | 84 | | | | | | 39 | | | |
| C 200 T Kompressor (202.087) (120 kW) Eng.M 111.956 9/00-3/01 | | | | | | | | | | | | | | | | | | | | |
| 19-2213 | | | F | | | | | | | 22 | 59,98 | | | | | | 16,64 | | | |
| 19-2572 | | | R | | | | | | | 45 | 84 | | | | | | 39 | | | |
| C 220 T CDI (202.193) (92 kW) Eng.OM 611.960 9/97-3/01 | | | | | | | | | | | | | | | | | | | | |
| 19-2213 | | | F | | | | | | | 22 | 59,98 | | | | | | 16,64 | | | |
| 19-2572 | | | R | | | | | | | 45 | 84 | | | | | | 39 | | | |
| C 220 T D (202.182) (55 kW) Eng.OM 604.910 6/96-3/01 | | | | | | | | | | | | | | | | | | | | |
| 19-2213 | | | F | | | | | | | 22 | 59,98 | | | | | | 16,64 | | | |

MERCEDES BENZ

| METELLI ref | Spare Parts | | F/R | L/R | | ABS | A | B | C | D | E | F | G | H | I | L | M | Fig | NOTE |
|--|-------------|--|-----|-----|--|-----|---|---|----|-------|---|---|---|---|---|-------|---|-----|------|
| 19-2572 | | | R | | | | | | 45 | 84 | | | | | | 39 | | | |
| C 220 T D (202.182) (70 kW) Eng.OM 604.910 6/96-9/98 | | | | | | | | | | | | | | | | | | | |
| 19-2213 | | | F | | | | | | 22 | 59,98 | | | | | | 16,64 | | | |
| 19-2572 | | | R | | | | | | 45 | 84 | | | | | | 39 | | | |
| C 230 T (202.083) (110 kW) Eng.M 111.974 6/96-6/98 | | | | | | | | | | | | | | | | | | | |
| 19-2213 | | | F | | | | | | 22 | 59,98 | | | | | | 16,64 | | | |
| 19-2572 | | | R | | | | | | 45 | 84 | | | | | | 39 | | | |
| C 230 T Kompressor (202.085) (142 kW) Eng.M 111.975 6/97-9/00 | | | | | | | | | | | | | | | | | | | |
| 19-2213 | | | F | | | | | | 22 | 59,98 | | | | | | 16,64 | | | |
| 19-2572 | | | R | | | | | | 45 | 84 | | | | | | 39 | | | |
| C 240 T (202.086) (125 kW) Eng.M 112.910 (06.97-.) 6/97-9/00 | | | | | | | | | | | | | | | | | | | |
| 19-2213 | | | F | | | | | | 22 | 59,98 | | | | | | 16,64 | | | |
| 19-2572 | | | R | | | | | | 45 | 84 | | | | | | 39 | | | |
| C 240 T (202.088) (125 kW) Eng.M 112.915 9/00-3/01 | | | | | | | | | | | | | | | | | | | |
| 19-2213 | | | F | | | | | | 22 | 59,98 | | | | | | 16,64 | | | |
| 19-2572 | | | R | | | | | | 45 | 84 | | | | | | 39 | | | |
| C 250 T Turbo-D (202.188) (110 kW) Eng.OM 605.960 6/96-3/01 | | | | | | | | | | | | | | | | | | | |
| 19-2213 | | | F | | | | | | 22 | 59,98 | | | | | | 16,64 | | | |
| 19-2572 | | | R | | | | | | 45 | 84 | | | | | | 39 | | | |
| C 280 T (202.089) (145 kW) Eng.M 112.920 (06.97-.) 6/97-3/01 | | | | | | | | | | | | | | | | | | | |
| 19-2213 | | | F | | | | | | 22 | 59,98 | | | | | | 16,64 | | | |
| 19-2572 | | | R | | | | | | 45 | 84 | | | | | | 39 | | | |
| C 43 AMG (202.093) (225 kW) Eng.M 113.944 8/97-3/01 | | | | | | | | | | | | | | | | | | | |
| 19-2213 | | | F | | | | | | 22 | 59,98 | | | | | | 16,64 | | | |
| 19-2572 | | | R | | | | | | 45 | 84 | | | | | | 39 | | | |
| Classe C II (W203) 5/00-2/07 | | | | | | | | | | | | | | | | | | | |
| C 180 (203.035) (95 kW) Eng.M 111.951 10/00-5/02 | | | | | | | | | | | | | | | | | | | |
| 19-2572 | | | R | | | | | | 45 | 84 | | | | | | 39 | | | |

MERCEDES BENZ

| METELLI ref | Spare Parts | | F/R | L/R | | | ABS | A | B | C | D | E | F | G | H | I | L | M | Fig | NOTE |
|--|-------------|--|-----|-----|--|--|-----|---|---|----|----|---|---|---|---|---|------|---|-----|------|
| 19-2827 | | | F | | | | | | | 22 | 50 | | | | | | 18,5 | | | |
| C 180 Kompressor (203.046) (105 kW) Eng.M 271.946 5/02-2/07 | | | | | | | | | | | | | | | | | | | | |
| 19-2572 | | | R | | | | | | | 45 | 84 | | | | | | 39 | | | |
| 19-2827 | | | F | | | | | | | 22 | 50 | | | | | | 18,5 | | | |
| C 200 CDI (203.004) (75 kW) Eng.OM 611.962 2/01-6/03 | | | | | | | | | | | | | | | | | | | | |
| 19-2572 | | | R | | | | | | | 45 | 84 | | | | | | 39 | | | |
| 19-2827 | | | F | | | | | | | 22 | 50 | | | | | | 18,5 | | | |
| C 200 CDI (203.004) (85 kW) Eng.OM 611.962 9/00-6/03 | | | | | | | | | | | | | | | | | | | | |
| 19-2572 | | | R | | | | | | | 45 | 84 | | | | | | 39 | | | |
| 19-2827 | | | F | | | | | | | 22 | 50 | | | | | | 18,5 | | | |
| C 200 CDI (203.007) (90 kW) Eng.OM 646.962, OM 646.963 4/03-2/07 | | | | | | | | | | | | | | | | | | | | |
| 19-2572 | | | R | | | | | | | 45 | 84 | | | | | | 39 | | | |
| 19-2827 | | | F | | | | | | | 22 | 50 | | | | | | 18,5 | | | |
| C 200 CGI Kompressor (203.043) (125 kW) Eng.M 271.942 7/03-2/07 | | | | | | | | | | | | | | | | | | | | |
| 19-2572 | | | R | | | | | | | 45 | 84 | | | | | | 39 | | | |
| 19-2827 | | | F | | | | | | | 22 | 50 | | | | | | 18,5 | | | |
| C 200 Kompressor (203.042) (120 kW) Eng.M 271.940 5/02-2/07 | | | | | | | | | | | | | | | | | | | | |
| 19-2572 | | | R | | | | | | | 45 | 84 | | | | | | 39 | | | |
| 19-2827 | | | F | | | | | | | 22 | 50 | | | | | | 18,5 | | | |
| C 200 Kompressor (203.045) (120 kW) Eng.M 111.955 5/00-6/02 | | | | | | | | | | | | | | | | | | | | |
| 19-2572 | | | R | | | | | | | 45 | 84 | | | | | | 39 | | | |
| 19-2827 | | | F | | | | | | | 22 | 50 | | | | | | 18,5 | | | |
| C 220 CDI (203.006) (100 kW) Eng.OM 611.962 5/00-2/07 | | | | | | | | | | | | | | | | | | | | |
| 19-2572 | | | R | | | | | | | 45 | 84 | | | | | | 39 | | | |
| 19-2827 | | | F | | | | | | | 22 | 50 | | | | | | 18,5 | | | |
| C 220 CDI (203.006) (105 kW) Eng.OM 611.962 5/00-2/07 | | | | | | | | | | | | | | | | | | | | |
| 19-2572 | | | R | | | | | | | 45 | 84 | | | | | | 39 | | | |
| 19-2827 | | | F | | | | | | | 22 | 50 | | | | | | 18,5 | | | |

MERCEDES BENZ

| METELLI ref | Spare Parts | | F/R | L/R | | | ABS | A | B | C | D | E | F | G | H | I | L | M | Fig | NOTE |
|--|-------------|--|-----|-----|--|--|-----|---|---|----|----|---|---|---|---|---|---|---|------|------|
| C 32 AMG Kompressor (203.065) (260 kW) Eng.M 112.961 2/01-2/07 | | | | | | | | | | | | | | | | | | | | |
| 19-2572 | | | R | | | | | | | 45 | 84 | | | | | | | | 39 | |
| 19-2827 | | | F | | | | | | | 22 | 50 | | | | | | | | 18,5 | |
| C 320 (203.064) (160 kW) Eng.M 112.946 5/00-2/07 | | | | | | | | | | | | | | | | | | | | |
| 19-2572 | | | R | | | | | | | 45 | 84 | | | | | | | | 39 | |
| 19-2827 | | | F | | | | | | | 22 | 50 | | | | | | | | 18,5 | |
| C 320 4-matic (203.084) (160 kW) Eng.M 112.953 7/02-2/07 | | | | | | | | | | | | | | | | | | | | |
| 19-2572 | | | R | | | | | | | 45 | 84 | | | | | | | | 39 | |
| C 320 CDI (203.020) (165 kW) Eng.OM 642.910 1/05-2/07 | | | | | | | | | | | | | | | | | | | | |
| 19-2572 | | | R | | | | | | | 45 | 84 | | | | | | | | 39 | |
| 19-2827 | | | F | | | | | | | 22 | 50 | | | | | | | | 18,5 | |
| C 350 (203.056) (200 kW) Eng.M 272.960 1/05-2/07 | | | | | | | | | | | | | | | | | | | | |
| 19-2572 | | | R | | | | | | | 45 | 84 | | | | | | | | 39 | |
| 19-2827 | | | F | | | | | | | 22 | 50 | | | | | | | | 18,5 | |
| C 350 4-matic (203.087) (200 kW) Eng.M 272.960, M 272.970 1/05-2/07 | | | | | | | | | | | | | | | | | | | | |
| 19-2572 | | | R | | | | | | | 45 | 84 | | | | | | | | 39 | |
| C 55 AMG (203.076) (270 kW) Eng.M 113.988 2/04-2/07 | | | | | | | | | | | | | | | | | | | | |
| 19-2572 | | | R | | | | | | | 45 | 84 | | | | | | | | 39 | |
| 19-2827 | | | F | | | | | | | 22 | 50 | | | | | | | | 18,5 | |
| Classe C II Coupe (CL203) 1/00-5/08 | | | | | | | | | | | | | | | | | | | | |
| C 160 Kompressor (203.730) (90 kW) Eng.M 271.921 5/02-5/08 | | | | | | | | | | | | | | | | | | | | |
| 19-2572 | | | R | | | | | | | 45 | 84 | | | | | | | | 39 | |
| 19-2827 | | | F | | | | | | | 22 | 50 | | | | | | | | 18,5 | |
| C 180 (203.735) (95 kW) Eng.M 111.951 3/01-5/02 | | | | | | | | | | | | | | | | | | | | |
| 19-2572 | | | R | | | | | | | 45 | 84 | | | | | | | | 39 | |
| 19-2827 | | | F | | | | | | | 22 | 50 | | | | | | | | 18,5 | |
| C 180 Kompressor (203.746) (105 kW) Eng.M 271.946 5/02-5/08 | | | | | | | | | | | | | | | | | | | | |
| 19-2572 | | | R | | | | | | | 45 | 84 | | | | | | | | 39 | |

MERCEDES BENZ

| METELLI ref | Spare Parts | | F/R | L/R | | ABS | A | B | C | D | E | F | G | H | I | L | M | Fig | NOTE |
|--|-------------|--|-----|-----|--|-----|---|---|----|----|---|---|---|---|---|------|---|-----|------|
| 19-2827 | | | F | | | | | | 22 | 50 | | | | | | 18,5 | | | |
| C 200 CDI (203.707) (90 kW) Eng.OM 646.962 3/03-5/08 | | | | | | | | | | | | | | | | | | | |
| 19-2572 | | | R | | | | | | 45 | 84 | | | | | | 39 | | | |
| 19-2827 | | | F | | | | | | 22 | 50 | | | | | | 18,5 | | | |
| C 200 CGI Kompressor (203.743) (125 kW) Eng.M 271.942 3/03-5/08 | | | | | | | | | | | | | | | | | | | |
| 19-2572 | | | R | | | | | | 45 | 84 | | | | | | 39 | | | |
| 19-2827 | | | F | | | | | | 22 | 50 | | | | | | 18,5 | | | |
| C 200 Kompressor (203.742) (120 kW) Eng.M 271.940 5/02-5/08 | | | | | | | | | | | | | | | | | | | |
| 19-2572 | | | R | | | | | | 45 | 84 | | | | | | 39 | | | |
| 19-2827 | | | F | | | | | | 22 | 50 | | | | | | 18,5 | | | |
| C 200 Kompressor (203.745) (120 kW) Eng.M 111.955 3/01-5/02 | | | | | | | | | | | | | | | | | | | |
| 19-2572 | | | R | | | | | | 45 | 84 | | | | | | 39 | | | |
| 19-2827 | | | F | | | | | | 22 | 50 | | | | | | 18,5 | | | |
| C 220 (120 kW) Eng.M 271.940 5/02-5/08 | | | | | | | | | | | | | | | | | | | |
| 19-2572 | | | R | | | | | | 45 | 84 | | | | | | 39 | | | |
| 19-2827 | | | F | | | | | | 22 | 50 | | | | | | 18,5 | | | |
| C 220 CDI (100 kW) Eng.OM 611.962 3/01-1/04 | | | | | | | | | | | | | | | | | | | |
| 19-2572 | | | R | | | | | | 45 | 84 | | | | | | 39 | | | |
| 19-2827 | | | F | | | | | | 22 | 50 | | | | | | 18,5 | | | |
| C 220 CDI (203.706) (105 kW) Eng.OM 611.962 3/01-1/04 | | | | | | | | | | | | | | | | | | | |
| 19-2572 | | | R | | | | | | 45 | 84 | | | | | | 39 | | | |
| 19-2827 | | | F | | | | | | 22 | 50 | | | | | | 18,5 | | | |
| C 220 CDI (203.708) (110 kW) Eng.OM 646.963 2/04-5/08 | | | | | | | | | | | | | | | | | | | |
| 19-2572 | | | R | | | | | | 45 | 84 | | | | | | 39 | | | |
| 19-2827 | | | F | | | | | | 22 | 50 | | | | | | 18,5 | | | |
| C 230 (203.752) (150 kW) Eng.M 272.920 1/05-5/08 | | | | | | | | | | | | | | | | | | | |
| 19-2572 | | | R | | | | | | 45 | 84 | | | | | | 39 | | | |
| 19-2827 | | | F | | | | | | 22 | 50 | | | | | | 18,5 | | | |

MERCEDES BENZ

| METELLI ref | Spare Parts | | F/R | L/R | | | ABS | A | B | C | D | E | F | G | H | I | L | M | Fig | NOTE |
|---|-------------|--|-----|-----|--|--|-----|---|---|----|----|---|---|---|---|---|------|---|-----|------|
| C 230 Kompressor (203.740) (141 kW) Eng.M 271.948 5/02-5/08 | | | | | | | | | | | | | | | | | | | | |
| 19-2572 | | | R | | | | | | | 45 | 84 | | | | | | 39 | | | |
| 19-2827 | | | F | | | | | | | 22 | 50 | | | | | | 18,5 | | | |
| C 230 Kompressor (203.747) (145 kW) Eng.M 111.981 3/01-5/02 | | | | | | | | | | | | | | | | | | | | |
| 19-2572 | | | R | | | | | | | 45 | 84 | | | | | | 39 | | | |
| 19-2827 | | | F | | | | | | | 22 | 50 | | | | | | 18,5 | | | |
| C 30 CDI AMG (203.718) (170 kW) Eng.OM 612.990 9/02-5/08 | | | | | | | | | | | | | | | | | | | | |
| 19-2572 | | | R | | | | | | | 45 | 84 | | | | | | 39 | | | |
| 19-2827 | | | F | | | | | | | 22 | 50 | | | | | | 18,5 | | | |
| C 32 AMG Kompressor (203.765) (260 kW) Eng.M 112.961 5/02-5/08 | | | | | | | | | | | | | | | | | | | | |
| 19-2572 | | | R | | | | | | | 45 | 84 | | | | | | 39 | | | |
| 19-2827 | | | F | | | | | | | 22 | 50 | | | | | | 18,5 | | | |
| C 320 (203.764) (160 kW) Eng.M 112.946 9/02-5/08 | | | | | | | | | | | | | | | | | | | | |
| 19-2572 | | | R | | | | | | | 45 | 84 | | | | | | 39 | | | |
| 19-2827 | | | F | | | | | | | 22 | 50 | | | | | | 18,5 | | | |
| C 350 (203.756) (200 kW) Eng.M 272.960 1/05-5/08 | | | | | | | | | | | | | | | | | | | | |
| 19-2572 | | | R | | | | | | | 45 | 84 | | | | | | 39 | | | |
| 19-2827 | | | F | | | | | | | 22 | 50 | | | | | | 18,5 | | | |
| Classe C II T-Model (S203) 3/01-8/07 | | | | | | | | | | | | | | | | | | | | |
| C 180 (203.235) (95 kW) Eng.M 111.951 3/01-5/02 | | | | | | | | | | | | | | | | | | | | |
| 19-2572 | | | R | | | | | | | 45 | 84 | | | | | | 39 | | | |
| 19-2827 | | | F | | | | | | | 22 | 50 | | | | | | 18,5 | | | |
| C 180 Kompressor (203.246) (105 kW) Eng.M 271.946 5/02-8/07 | | | | | | | | | | | | | | | | | | | | |
| 19-2572 | | | R | | | | | | | 45 | 84 | | | | | | 39 | | | |
| 19-2827 | | | F | | | | | | | 22 | 50 | | | | | | 18,5 | | | |
| C 200 CDI (203.204, 203.207) (75 kW) Eng.OM 611.962 3/01-8/07 | | | | | | | | | | | | | | | | | | | | |
| 19-2572 | | | R | | | | | | | 45 | 84 | | | | | | 39 | | | |
| 19-2827 | | | F | | | | | | | 22 | 50 | | | | | | 18,5 | | | |

MERCEDES BENZ

| METELLI ref | Spare Parts | | F/R | L/R | | | ABS | A | B | C | D | E | F | G | H | I | L | M | Fig | NOTE |
|--|-------------|--|-----|-----|--|--|-----|---|---|----|----|---|---|---|---|---|---|------|-----|------|
| C 200 CDI (203.204) (85 kW) Eng.OM 611.962 3/01-8/07 | | | | | | | | | | | | | | | | | | | | |
| 19-2572 | | | R | | | | | | | 45 | 84 | | | | | | | 39 | | |
| 19-2827 | | | F | | | | | | | 22 | 50 | | | | | | | 18,5 | | |
| C 200 CDI (203.207) (90 kW) Eng.OM 646.962, OM 646.963 4/03-8/07 | | | | | | | | | | | | | | | | | | | | |
| 19-2572 | | | R | | | | | | | 45 | 84 | | | | | | | 39 | | |
| 19-2827 | | | F | | | | | | | 22 | 50 | | | | | | | 18,5 | | |
| C 200 CGI Kompressor (203.243) (125 kW) Eng.M 271.942 7/03-8/07 | | | | | | | | | | | | | | | | | | | | |
| 19-2572 | | | R | | | | | | | 45 | 84 | | | | | | | 39 | | |
| 19-2827 | | | F | | | | | | | 22 | 50 | | | | | | | 18,5 | | |
| C 200 Kompressor (203.242) (120 kW) Eng.M 271.940 5/02-8/07 | | | | | | | | | | | | | | | | | | | | |
| 19-2572 | | | R | | | | | | | 45 | 84 | | | | | | | 39 | | |
| 19-2827 | | | F | | | | | | | 22 | 50 | | | | | | | 18,5 | | |
| C 200 Kompressor (203.245) (120 kW) Eng.M 111.955 3/01-5/02 | | | | | | | | | | | | | | | | | | | | |
| 19-2572 | | | R | | | | | | | 45 | 84 | | | | | | | 39 | | |
| 19-2827 | | | F | | | | | | | 22 | 50 | | | | | | | 18,5 | | |
| C 220 CDI (203.206) (105 kW) Eng.OM 611.962 3/01-8/07 | | | | | | | | | | | | | | | | | | | | |
| 19-2572 | | | R | | | | | | | 45 | 84 | | | | | | | 39 | | |
| 19-2827 | | | F | | | | | | | 22 | 50 | | | | | | | 18,5 | | |
| C 220 CDI (203.208) (100 kW) Eng.OM 646.963 8/06-8/07 | | | | | | | | | | | | | | | | | | | | |
| 19-2572 | | | R | | | | | | | 45 | 84 | | | | | | | 39 | | |
| 19-2827 | | | F | | | | | | | 22 | 50 | | | | | | | 18,5 | | |
| C 220 CDI (203.208) (110 kW) Eng.OM 646.963 2/04-8/07 | | | | | | | | | | | | | | | | | | | | |
| 19-2572 | | | R | | | | | | | 45 | 84 | | | | | | | 39 | | |
| 19-2827 | | | F | | | | | | | 22 | 50 | | | | | | | 18,5 | | |
| C 230 (203.252) (150 kW) Eng.M 272.920 1/05-8/07 | | | | | | | | | | | | | | | | | | | | |
| 19-2572 | | | R | | | | | | | 45 | 84 | | | | | | | 39 | | |
| 19-2827 | | | F | | | | | | | 22 | 50 | | | | | | | 18,5 | | |
| C 230 Kompressor (203.240) (141 kW) Eng.M 271.948 2/04-8/07 | | | | | | | | | | | | | | | | | | | | |
| 19-2572 | | | R | | | | | | | 45 | 84 | | | | | | | 39 | | |

MERCEDES BENZ

| METELLI ref | Spare Parts | | F/R | L/R | | | ABS | A | B | C | D | E | F | G | H | I | L | M | Fig | NOTE |
|---|-------------|--|-----|-----|--|--|-----|---|---|----|----|---|---|---|---|---|------|---|-----|------|
| 19-2827 | | | F | | | | | | | 22 | 50 | | | | | | 18,5 | | | |
| C 240 (203.261) (125 kW) Eng.M 112.912 3/01-8/07 | | | | | | | | | | | | | | | | | | | | |
| 19-2572 | | | R | | | | | | | 45 | 84 | | | | | | 39 | | | |
| 19-2827 | | | F | | | | | | | 22 | 50 | | | | | | 18,5 | | | |
| C 240 4-matic (203.281) (125 kW) Eng.M 112.916 7/02-8/07 | | | | | | | | | | | | | | | | | | | | |
| 19-2572 | | | R | | | | | | | 45 | 84 | | | | | | 39 | | | |
| C 270 CDI (203.216) (120 kW) Eng.OM 612.962 3/01-8/07 | | | | | | | | | | | | | | | | | | | | |
| 19-2572 | | | R | | | | | | | 45 | 84 | | | | | | 39 | | | |
| 19-2827 | | | F | | | | | | | 22 | 50 | | | | | | 18,5 | | | |
| C 270 CDI (203.216) (125 kW) Eng.OM 612.962 3/01-8/07 | | | | | | | | | | | | | | | | | | | | |
| 19-2572 | | | R | | | | | | | 45 | 84 | | | | | | 39 | | | |
| 19-2827 | | | F | | | | | | | 22 | 50 | | | | | | 18,5 | | | |
| C 280 (203.254) (170 kW) Eng.M 272.940 1/05-8/07 | | | | | | | | | | | | | | | | | | | | |
| 19-2572 | | | R | | | | | | | 45 | 84 | | | | | | 39 | | | |
| 19-2827 | | | F | | | | | | | 22 | 50 | | | | | | 18,5 | | | |
| C 280 4-matic (203.292) (170 kW) Eng.M 272.941 1/05-8/07 | | | | | | | | | | | | | | | | | | | | |
| 19-2572 | | | R | | | | | | | 45 | 84 | | | | | | 39 | | | |
| C 30 CDI AMG (203.218) (170 kW) Eng.OM 612.990 1/03-8/07 | | | | | | | | | | | | | | | | | | | | |
| 19-2572 | | | R | | | | | | | 45 | 84 | | | | | | 39 | | | |
| 19-2827 | | | F | | | | | | | 22 | 50 | | | | | | 18,5 | | | |
| C 32 AMG Kompressor (203.265) (260 kW) Eng.M 112.961 3/01-8/07 | | | | | | | | | | | | | | | | | | | | |
| 19-2572 | | | R | | | | | | | 45 | 84 | | | | | | 39 | | | |
| 19-2827 | | | F | | | | | | | 22 | 50 | | | | | | 18,5 | | | |
| C 320 (203.264) (160 kW) Eng.M 112.946 3/01-8/07 | | | | | | | | | | | | | | | | | | | | |
| 19-2572 | | | R | | | | | | | 45 | 84 | | | | | | 39 | | | |
| 19-2827 | | | F | | | | | | | 22 | 50 | | | | | | 18,5 | | | |
| C 320 4-matic (203.284) (160 kW) Eng.M 112.953 7/02-8/07 | | | | | | | | | | | | | | | | | | | | |
| 19-2572 | | | R | | | | | | | 45 | 84 | | | | | | 39 | | | |

MERCEDES BENZ

| METELLI ref | Spare Parts | | F/R | L/R | | | ABS | A | B | C | D | E | F | G | H | I | L | M | Fig | NOTE |
|--|-------------|--|-----|-----|--|--|-----|---|---|----|----|-----|---|---|---|---|------|---|-----|------|
| C 200 (204.048) (137 kW) Eng.M 271.820 5/11-1/14 | | | | | | | | | | | | | | | | | | | | |
| 19-2942 | | | R | | | | | | | 49 | 93 | 126 | | | | | 42 | | | |
| C 200 CDI (204.001) (100 kW) Eng.OM 651.913 11/09-3/14 | | | | | | | | | | | | | | | | | | | | |
| 19-2827 | | | F | | | | | | | 22 | 50 | | | | | | 18,5 | | | |
| 19-2942 | | | R | | | | | | | 49 | 93 | 126 | | | | | 42 | | | |
| C 200 CDI (204.007, 204.006) (100 kW) Eng.OM 646.811, OM 646.812 1/07-12/09 | | | | | | | | | | | | | | | | | | | | |
| 19-2827 | | | F | | | | | | | 22 | 50 | | | | | | 18,5 | | | |
| 19-2942 | | | R | | | | | | | 49 | 93 | 126 | | | | | 42 | | | |
| C 200 CGI (204.048) (135 kW) Eng.M 271.820, M 271.860 1/07-1/14 | | | | | | | | | | | | | | | | | | | | |
| 19-2827 | | | F | | | | | | | 22 | 50 | | | | | | 18,5 | | | |
| 19-2942 | | | R | | | | | | | 49 | 93 | 126 | | | | | 42 | | | |
| C 200 Kompressor (204.041) (135 kW) Eng.M 271.950 1/07-1/14 | | | | | | | | | | | | | | | | | | | | |
| 19-2827 | | | F | | | | | | | 22 | 50 | | | | | | 18,5 | | | |
| 19-2942 | | | R | | | | | | | 49 | 93 | 126 | | | | | 42 | | | |
| C 220 CDI (204.002) (120 kW) Eng.OM 651.911 10/08-1/14 | | | | | | | | | | | | | | | | | | | | |
| 19-2942 | | | R | | | | | | | 49 | 93 | 126 | | | | | 42 | | | |
| C 220 CDI (204.002) (125 kW) Eng.OM 651.911 12/08-1/14 | | | | | | | | | | | | | | | | | | | | |
| 19-2827 | | | F | | | | | | | 22 | 50 | | | | | | 18,5 | | | |
| 19-2942 | | | R | | | | | | | 49 | 93 | 126 | | | | | 42 | | | |
| C 220 CDI (204.008) (120 kW) Eng.OM 646.811 1/07-11/08 | | | | | | | | | | | | | | | | | | | | |
| 19-2942 | | | R | | | | | | | 49 | 93 | 126 | | | | | 42 | | | |
| C 220 CDI (204.008) (125 kW) Eng.OM 646.811 1/07-11/08 | | | | | | | | | | | | | | | | | | | | |
| 19-2827 | | | F | | | | | | | 22 | 50 | | | | | | 18,5 | | | |
| 19-2942 | | | R | | | | | | | 49 | 93 | 126 | | | | | 42 | | | |
| C 220 CDI 4-matic (204.084) (125 kW) Eng.OM 651.912 2/13-1/14 | | | | | | | | | | | | | | | | | | | | |
| 19-2942 | | | R | | | | | | | 49 | 93 | 126 | | | | | 42 | | | |
| C 230 (204.052) (150 kW) Eng.M 272.921 1/07-1/14 | | | | | | | | | | | | | | | | | | | | |
| 19-2827 | | | F | | | | | | | 22 | 50 | | | | | | 18,5 | | | |
| 19-2942 | | | R | | | | | | | 49 | 93 | 126 | | | | | 42 | | | |

MERCEDES BENZ

| METELLI ref | Spare Parts | | F/R | L/R | | | ABS | A | B | C | D | E | F | G | H | I | L | M | Fig | NOTE |
|--|-------------|--|-----|-----|--|--|-----|---|---|----|----|-----|---|---|---|---|------|---|-----|------|
| C 230 4-matic (204.085) (150 kW) Eng.M 272.911 7/07-1/14 | | | | | | | | | | | | | | | | | | | | |
| 19-2942 | | | R | | | | | | | 49 | 93 | 126 | | | | | 42 | | | |
| C 250 CDI (204.003) (150 kW) Eng.OM 651.911 8/08-1/14 | | | | | | | | | | | | | | | | | | | | |
| 19-2827 | | | F | | | | | | | 22 | 50 | | | | | | 18,5 | | | |
| 19-2942 | | | R | | | | | | | 49 | 93 | 126 | | | | | 42 | | | |
| C 250 CDI 4-matic (204.082) (150 kW) Eng.OM 651.912 1/11-1/14 | | | | | | | | | | | | | | | | | | | | |
| 19-2942 | | | R | | | | | | | 49 | 93 | 126 | | | | | 42 | | | |
| C 250 CGI (204.047) (150 kW) Eng.M 271.860 7/09-1/14 | | | | | | | | | | | | | | | | | | | | |
| 19-2827 | | | F | | | | | | | 22 | 50 | | | | | | 18,5 | | | |
| 19-2942 | | | R | | | | | | | 49 | 93 | 126 | | | | | 42 | | | |
| C 280 (204.054) (170 kW) Eng.M 272.947 1/07-1/14 | | | | | | | | | | | | | | | | | | | | |
| 19-2827 | | | F | | | | | | | 22 | 50 | | | | | | 18,5 | | | |
| 19-2942 | | | R | | | | | | | 49 | 93 | 126 | | | | | 42 | | | |
| C 280 4-matic (204.081) (170 kW) Eng.M 272.948 7/07-1/14 | | | | | | | | | | | | | | | | | | | | |
| 19-2827 | | | F | | | | | | | 22 | 50 | | | | | | 18,5 | | | |
| 19-2942 | | | R | | | | | | | 49 | 93 | 126 | | | | | 42 | | | |
| C 300 (204.054) (170 kW) Eng.M 272.947 7/09-1/14 | | | | | | | | | | | | | | | | | | | | |
| 19-2942 | | | R | | | | | | | 49 | 93 | 126 | | | | | 42 | | | |
| C 300 (204.055) (185 kW) Eng.M 276.957 2/11-1/14 | | | | | | | | | | | | | | | | | | | | |
| 19-2942 | | | R | | | | | | | 49 | 93 | 126 | | | | | 42 | | | |
| C 300 4-matic (204.080) (185 kW) Eng.M 276.957 2/11-1/14 | | | | | | | | | | | | | | | | | | | | |
| 19-2942 | | | R | | | | | | | 49 | 93 | 126 | | | | | 42 | | | |
| C 300 4-matic (204.081) (170 kW) Eng.M 272.948 7/07-1/14 | | | | | | | | | | | | | | | | | | | | |
| 19-2942 | | | R | | | | | | | 49 | 93 | 126 | | | | | 42 | | | |
| C 300 CDI 4-matic (204.092) (170 kW) Eng.OM 642.832 1/11-1/14 | | | | | | | | | | | | | | | | | | | | |
| 19-2942 | | | R | | | | | | | 49 | 93 | 126 | | | | | 42 | | | |
| C 320 CDI (204.022) (165 kW) Eng.OM 642.960 1/07-1/14 | | | | | | | | | | | | | | | | | | | | |
| 19-2827 | | | F | | | | | | | 22 | 50 | | | | | | 18,5 | | | |
| 19-2942 | | | R | | | | | | | 49 | 93 | 126 | | | | | 42 | | | |

MERCEDES BENZ

| METELLI ref | Spare Parts | | F/R | L/R | | | ABS | A | B | C | D | E | F | G | H | I | L | M | Fig | NOTE |
|---|-------------|--|-----|-----|--|--|-----|---|---|----|----|-----|---|---|---|---|---|---|------|------|
| C 320 CDI 4-matic (204.089) (165 kW) Eng.OM 642.961 7/07-1/14 | | | | | | | | | | | | | | | | | | | | |
| 19-2827 | | | F | | | | | | | 22 | 50 | | | | | | | | 18,5 | |
| 19-2942 | | | R | | | | | | | 49 | 93 | 126 | | | | | | | 42 | |
| C 350 (204.056) (200 kW) Eng.M 272.961 1/07-1/14 | | | | | | | | | | | | | | | | | | | | |
| 19-2827 | | | F | | | | | | | 22 | 50 | | | | | | | | 18,5 | |
| 19-2942 | | | R | | | | | | | 49 | 93 | 126 | | | | | | | 42 | |
| C 350 (204.057) (225 kW) Eng.M 276.957 1/11-1/14 | | | | | | | | | | | | | | | | | | | | |
| 19-2827 | | | F | | | | | | | 22 | 50 | | | | | | | | 18,5 | |
| 19-2942 | | | R | | | | | | | 49 | 93 | 126 | | | | | | | 42 | |
| C 350 4-matic (204.087) (200 kW) Eng.M 272.971 7/07-1/14 | | | | | | | | | | | | | | | | | | | | |
| 19-2827 | | | F | | | | | | | 22 | 50 | | | | | | | | 18,5 | |
| 19-2942 | | | R | | | | | | | 49 | 93 | 126 | | | | | | | 42 | |
| C 350 4-matic (204.088) (225 kW) Eng.M 276.957 1/11-1/14 | | | | | | | | | | | | | | | | | | | | |
| 19-2942 | | | R | | | | | | | 49 | 93 | 126 | | | | | | | 42 | |
| C 350 CDI (204.022) (165 kW) Eng.OM 642.960 7/09-1/14 | | | | | | | | | | | | | | | | | | | | |
| 19-2942 | | | R | | | | | | | 49 | 93 | 126 | | | | | | | 42 | |
| C 350 CDI (204.023) (195 kW) Eng.OM 642.834 6/11-1/14 | | | | | | | | | | | | | | | | | | | | |
| 19-2827 | | | F | | | | | | | 22 | 50 | | | | | | | | 18,5 | |
| 19-2942 | | | R | | | | | | | 49 | 93 | 126 | | | | | | | 42 | |
| C 350 CDI (204.025) (170 kW) Eng.OM 642.830 10/09-1/14 | | | | | | | | | | | | | | | | | | | | |
| 19-2827 | | | F | | | | | | | 22 | 50 | | | | | | | | 18,5 | |
| 19-2942 | | | R | | | | | | | 49 | 93 | 126 | | | | | | | 42 | |
| C 350 CDI 4-matic (204.089) (165 kW) Eng.OM 642.961 7/09-1/14 | | | | | | | | | | | | | | | | | | | | |
| 19-2942 | | | R | | | | | | | 49 | 93 | 126 | | | | | | | 42 | |
| C 350 CDI 4-matic (204.092) (170 kW) Eng.OM 642.832 10/09-1/14 | | | | | | | | | | | | | | | | | | | | |
| 19-2942 | | | R | | | | | | | 49 | 93 | 126 | | | | | | | 42 | |
| C 350 CGI (204.065) (215 kW) Eng.M 272.982 9/08-1/14 | | | | | | | | | | | | | | | | | | | | |
| 19-2942 | | | R | | | | | | | 49 | 93 | 126 | | | | | | | 42 | |

MERCEDES BENZ

| METELLI ref | Spare Parts | | F/R | L/R | | | ABS | A | B | C | D | E | F | G | H | I | L | M | Fig | NOTE |
|--|-------------|--|-----|-----|--|--|-----|---|---|----|----|-----|---|---|---|---|------|---|-----|------|
| C 63 AMG (204.077) (336 kW) Eng.M 156.985 2/08-1/14 | | | | | | | | | | | | | | | | | | | | |
| 19-2942 | | | R | | | | | | | 49 | 93 | 126 | | | | | 42 | | | |
| C 63 AMG (204.077) (358 kW) Eng.M 156.985 2/08-1/14 | | | | | | | | | | | | | | | | | | | | |
| 19-2942 | | | R | | | | | | | 49 | 93 | 126 | | | | | 42 | | | |
| C 63 AMG (204.077) (373 kW) Eng.M 156.985 2/08-1/14 | | | | | | | | | | | | | | | | | | | | |
| 19-2942 | | | R | | | | | | | 49 | 93 | 126 | | | | | 42 | | | |
| C 63 AMG DR 520 (383 kW) Eng.M 156.985 7/10-1/14 | | | | | | | | | | | | | | | | | | | | |
| 19-2942 | | | R | | | | | | | 49 | 93 | 126 | | | | | 42 | | | |
| Classe C III Coupe (C204) 6/11-1/70 | | | | | | | | | | | | | | | | | | | | |
| C 180 (204.331) (115 kW) Eng.M 274.910 1/13-1/70 | | | | | | | | | | | | | | | | | | | | |
| 19-2827 | | | F | | | | | | | 22 | 50 | | | | | | 18,5 | | | |
| 19-2942 | | | R | | | | | | | 49 | 93 | 126 | | | | | 42 | | | |
| C 180 (204.349) (115 kW) Eng.M 271.820 6/11-1/70 | | | | | | | | | | | | | | | | | | | | |
| 19-2827 | | | F | | | | | | | 22 | 50 | | | | | | 18,5 | | | |
| 19-2942 | | | R | | | | | | | 49 | 93 | 126 | | | | | 42 | | | |
| C 200 CGI (204.348) (135 kW) Eng.M 271.860 6/11-1/70 | | | | | | | | | | | | | | | | | | | | |
| 19-2827 | | | F | | | | | | | 22 | 50 | | | | | | 18,5 | | | |
| 19-2942 | | | R | | | | | | | 49 | 93 | 126 | | | | | 42 | | | |
| C 220 CDI (204.302) (120 kW) Eng.OM 651.911 6/11-1/70 | | | | | | | | | | | | | | | | | | | | |
| 19-2827 | | | F | | | | | | | 22 | 50 | | | | | | 18,5 | | | |
| 19-2942 | | | R | | | | | | | 49 | 93 | 126 | | | | | 42 | | | |
| C 220 CDI (204.302) (125 kW) Eng.OM 651.911 6/11-1/70 | | | | | | | | | | | | | | | | | | | | |
| 19-2827 | | | F | | | | | | | 22 | 50 | | | | | | 18,5 | | | |
| 19-2942 | | | R | | | | | | | 49 | 93 | 126 | | | | | 42 | | | |
| C 250 (204.347) (150 kW) Eng.M 271.860 6/11-1/70 | | | | | | | | | | | | | | | | | | | | |
| 19-2827 | | | F | | | | | | | 22 | 50 | | | | | | 18,5 | | | |
| 19-2942 | | | R | | | | | | | 49 | 93 | 126 | | | | | 42 | | | |

MERCEDES BENZ

| METELLI ref | Spare Parts | | F/R | L/R | | | ABS | A | B | C | D | E | F | G | H | I | L | M | Fig | NOTE |
|--|-------------|--|-----|-----|--|--|-----|---|---|----|----|-----|---|---|---|---|---|---|------|------|
| C 250 CDI (204.303) (150 kW) Eng.OM 651.911 6/11-1/70 | | | | | | | | | | | | | | | | | | | | |
| 19-2827 | | | F | | | | | | | 22 | 50 | | | | | | | | 18,5 | |
| 19-2942 | | | R | | | | | | | 49 | 93 | 126 | | | | | | | 42 | |
| C 350 (204.357) (225 kW) Eng.M 276.957 6/11-1/70 | | | | | | | | | | | | | | | | | | | | |
| 19-2827 | | | F | | | | | | | 22 | 50 | | | | | | | | 18,5 | |
| 19-2942 | | | R | | | | | | | 49 | 93 | 126 | | | | | | | 42 | |
| C 350 4-matic (225 kW) Eng.M 276.957 9/13-1/70 | | | | | | | | | | | | | | | | | | | | |
| 19-2827 | | | F | | | | | | | 22 | 50 | | | | | | | | 18,5 | |
| C 63 AMG (204.377) (336 kW) Eng.M 156.985 6/11-1/70 | | | | | | | | | | | | | | | | | | | | |
| 19-2942 | | | R | | | | | | | 49 | 93 | 126 | | | | | | | 42 | |
| C 63 AMG (204.377) (358 kW) Eng.M 156.985 1/12-1/70 | | | | | | | | | | | | | | | | | | | | |
| 19-2942 | | | R | | | | | | | 49 | 93 | 126 | | | | | | | 42 | |
| C 63 AMG (204.377) (380 kW) Eng.M 156.985 1/12-1/70 | | | | | | | | | | | | | | | | | | | | |
| 19-2942 | | | R | | | | | | | 49 | 93 | 126 | | | | | | | 42 | |
| Classe C III T-Model (S204) 8/07-8/14 | | | | | | | | | | | | | | | | | | | | |
| C 180 (204.231) (115 kW) Eng.M 274.910 2/12-8/14 | | | | | | | | | | | | | | | | | | | | |
| 19-2827 | | | F | | | | | | | 22 | 50 | | | | | | | | 18,5 | |
| 19-2942 | | | R | | | | | | | 49 | 93 | 126 | | | | | | | 42 | |
| C 180 CDI (204.200) (88 kW) Eng.OM 651.913 4/10-8/14 | | | | | | | | | | | | | | | | | | | | |
| 19-2827 | | | F | | | | | | | 22 | 50 | | | | | | | | 18,5 | |
| 19-2942 | | | R | | | | | | | 49 | 93 | 126 | | | | | | | 42 | |
| C 180 CGI (204.249) (115 kW) Eng.M 271.820 11/09-8/14 | | | | | | | | | | | | | | | | | | | | |
| 19-2827 | | | F | | | | | | | 22 | 50 | | | | | | | | 18,5 | |
| 19-2942 | | | R | | | | | | | 49 | 93 | 126 | | | | | | | 42 | |
| C 180 Kompressor (204.245) (115 kW) Eng.M 271.910 1/08-8/14 | | | | | | | | | | | | | | | | | | | | |
| 19-2827 | | | F | | | | | | | 22 | 50 | | | | | | | | 18,5 | |
| 19-2942 | | | R | | | | | | | 49 | 93 | 126 | | | | | | | 42 | |

MERCEDES BENZ

| METELLI ref | Spare Parts | | F/R | L/R | | | ABS | A | B | C | D | E | F | G | H | I | L | M | Fig | NOTE |
|---|-------------|--|-----|-----|--|--|-----|---|---|----|----|-----|---|---|---|---|---|---|------|------|
| C 230 (204.252) (150 kW) Eng.M 272.921 8/07-8/14 | | | | | | | | | | | | | | | | | | | | |
| 19-2827 | | | F | | | | | | | 22 | 50 | | | | | | | | 18,5 | |
| 19-2942 | | | R | | | | | | | 49 | 93 | 126 | | | | | | | 42 | |
| C 250 (204.252) (150 kW) Eng.M 272.921 2/08-12/12 | | | | | | | | | | | | | | | | | | | | |
| 19-2827 | | | F | | | | | | | 22 | 50 | | | | | | | | 18,5 | |
| 19-2942 | | | R | | | | | | | 49 | 93 | 126 | | | | | | | 42 | |
| C 250 CDI (204.203) (150 kW) Eng.OM 651.911 1/09-8/14 | | | | | | | | | | | | | | | | | | | | |
| 19-2827 | | | F | | | | | | | 22 | 50 | | | | | | | | 18,5 | |
| 19-2942 | | | R | | | | | | | 49 | 93 | 126 | | | | | | | 42 | |
| C 250 CDI 4-matic (204.282) (150 kW) Eng.OM 651.912 4/10-8/14 | | | | | | | | | | | | | | | | | | | | |
| 19-2942 | | | R | | | | | | | 49 | 93 | 126 | | | | | | | 42 | |
| C 250 CGI (204.247) (150 kW) Eng.M 271.860 7/09-8/14 | | | | | | | | | | | | | | | | | | | | |
| 19-2827 | | | F | | | | | | | 22 | 50 | | | | | | | | 18,5 | |
| 19-2942 | | | R | | | | | | | 49 | 93 | 126 | | | | | | | 42 | |
| C 280 (204.254) (170 kW) Eng.M 272.947 8/07-8/14 | | | | | | | | | | | | | | | | | | | | |
| 19-2827 | | | F | | | | | | | 22 | 50 | | | | | | | | 18,5 | |
| 19-2942 | | | R | | | | | | | 49 | 93 | 126 | | | | | | | 42 | |
| C 300 (204.254) (170 kW) Eng.M 272.947 8/07-8/14 | | | | | | | | | | | | | | | | | | | | |
| 19-2827 | | | F | | | | | | | 22 | 50 | | | | | | | | 18,5 | |
| 19-2942 | | | R | | | | | | | 49 | 93 | 126 | | | | | | | 42 | |
| C 300 CDI 4-matic (204.292) (170 kW) Eng.OM 642.832 6/11-8/14 | | | | | | | | | | | | | | | | | | | | |
| 19-2942 | | | R | | | | | | | 49 | 93 | 126 | | | | | | | 42 | |
| C 320 CDI (204.222) (165 kW) Eng.OM 642.960 8/07-8/14 | | | | | | | | | | | | | | | | | | | | |
| 19-2827 | | | F | | | | | | | 22 | 50 | | | | | | | | 18,5 | |
| 19-2942 | | | R | | | | | | | 49 | 93 | 126 | | | | | | | 42 | |
| C 320 CDI 4-matic (204.289) (165 kW) Eng.OM 642.961 8/07-12/11 | | | | | | | | | | | | | | | | | | | | |
| 19-2942 | | | R | | | | | | | 49 | 93 | 126 | | | | | | | 42 | |
| C 350 (204.256) (200 kW) Eng.M 272.961 8/07-8/14 | | | | | | | | | | | | | | | | | | | | |
| 19-2827 | | | F | | | | | | | 22 | 50 | | | | | | | | 18,5 | |

MERCEDES BENZ

| METELLI ref | Spare Parts | F/R | L/R | ABS | A | B | C | D | E | F | G | H | I | L | M | Fig | NOTE |
|---|-------------|-----|-----|-----|---|----|----|----|-----|---|---|---|---|------|---|-----|------|
| 19-2942 | | R | | | | | 49 | 93 | 126 | | | | | 42 | | | |
| C 350 CDI (204.223) (195 kW) Eng.OM 642.834 6/11-8/14 | | | | | | | | | | | | | | | | | |
| 19-2827 | | F | | | | | 22 | 50 | | | | | | 18,5 | | | |
| 19-2942 | | R | | | | | 49 | 93 | 126 | | | | | 42 | | | |
| C 350 CDI (204.225) (165 kW) Eng.OM 642.830 8/07-8/14 | | | | | | | | | | | | | | | | | |
| 19-2827 | | F | | | | | 22 | 50 | | | | | | 18,5 | | | |
| 19-2942 | | R | | | | | 49 | 93 | 126 | | | | | 42 | | | |
| C 350 CDI (204.225) (170 kW) Eng.OM 642.830 10/09-8/14 | | | | | | | | | | | | | | | | | |
| 19-2827 | | F | | | | | 22 | 50 | | | | | | 18,5 | | | |
| 19-2942 | | R | | | | | 49 | 93 | 126 | | | | | 42 | | | |
| C 350 CDI 4-matic (204.289) (165 kW) Eng.OM 642.961 8/07-12/11 | | | | | | | | | | | | | | | | | |
| 19-2942 | | R | | | | | 49 | 93 | 126 | | | | | 42 | | | |
| C 350 CDI 4-matic (204.292) (170 kW) Eng.OM 642.832 10/09-8/14 | | | | | | | | | | | | | | | | | |
| 19-2942 | | R | | | | | 49 | 93 | 126 | | | | | 42 | | | |
| C 350 CGI (204.257) (225 kW) Eng.M 276.957 6/11-8/14 | | | | | | | | | | | | | | | | | |
| 19-2827 | | F | | | | | 22 | 50 | | | | | | 18,5 | | | |
| 19-2942 | | R | | | | | 49 | 93 | 126 | | | | | 42 | | | |
| C 63 AMG (204.277) (336 kW) Eng.M 156.985 2/08-8/14 | | | | | | | | | | | | | | | | | |
| 19-2942 | | R | | | | | 49 | 93 | 126 | | | | | 42 | | | |
| C 63 AMG (204.277) (358 kW) Eng.M 156.985 1/12-8/14 | | | | | | | | | | | | | | | | | |
| 19-2942 | | R | | | | | 49 | 93 | 126 | | | | | 42 | | | |
| C 63 AMG (373 kW) Eng.M 156.985 6/13-8/14 | | | | | | | | | | | | | | | | | |
| 19-2942 | | R | | | | | 49 | 93 | 126 | | | | | 42 | | | |
| C 63 AMG (382 kW) Eng.M 156.985 7/10-8/11 | | | | | | | | | | | | | | | | | |
| 19-2942 | | R | | | | | 49 | 93 | 126 | | | | | 42 | | | |
| Classe C IV (W205) 12/13-1/70 | | | | | | | | | | | | | | | | | |
| AMG C 43 4-matic (205.064) (270 kW) Eng.M 276.823 4/16-5/18 | | | | | | | | | | | | | | | | | |
| 19-8182 | | F | | | | 30 | 32 | | 148 | | | | | 67 | | | |

MERCEDES BENZ

| METELLI ref | Spare Parts | | F/R | L/R | | | ABS | A | B | C | D | E | F | G | H | I | L | M | Fig | NOTE |
|--|-------------|--|-----|-----|--|--|-----|---|----|----|---|-----|---|---|---|---|---|----|-----|------|
| AMG C 43 4-matic (205.064) (287 kW) Eng.M 276.823 5/18-1/70 | | | | | | | | | | | | | | | | | | | | |
| 19-8182 | | | F | | | | | | 30 | 32 | | 148 | | | | | | 67 | | |
| C 200 4-matic (205.043) (135 kW) Eng.M 274.920 4/15-8/18 | | | | | | | | | | | | | | | | | | | | |
| 19-8182 | | | F | | | | | | 30 | 32 | | 148 | | | | | | 67 | | |
| C 200 EQ Boost 4-matic (205.078) (135 kW) Eng.M 264.915 4/18-1/70 | | | | | | | | | | | | | | | | | | | | |
| 19-8182 | | | F | | | | | | 30 | 32 | | 148 | | | | | | 67 | | |
| C 220 d 4-matic (205.005) (125 kW) Eng.OM 651.921 4/15-5/18 | | | | | | | | | | | | | | | | | | | | |
| 19-8182 | | | F | | | | | | 30 | 32 | | 148 | | | | | | 67 | | |
| C 220 d 4-matic (205.015) (143 kW) Eng.OM 654.920 5/18-1/70 | | | | | | | | | | | | | | | | | | | | |
| 19-8182 | | | F | | | | | | 30 | 32 | | 148 | | | | | | 67 | | |
| C 250 BlueTEC / d 4-matic (205.009) (150 kW) Eng.OM 651.921 2/14-5/18 | | | | | | | | | | | | | | | | | | | | |
| 19-8182 | | | F | | | | | | 30 | 32 | | 148 | | | | | | 67 | | |
| C 300 4-matic (205.049) (180 kW) Eng.M 274.920 12/13-8/18 | | | | | | | | | | | | | | | | | | | | |
| 19-8182 | | | F | | | | | | 30 | 32 | | 148 | | | | | | 67 | | |
| C 300 4-matic (205.084) (190 kW) Eng.M 264.920 5/18-1/70 | | | | | | | | | | | | | | | | | | | | |
| 19-8182 | | | F | | | | | | 30 | 32 | | 148 | | | | | | 67 | | |
| C 300 d 4-matic (205.019) (180 kW) Eng.OM 654.920 6/18-1/70 | | | | | | | | | | | | | | | | | | | | |
| 19-8182 | | | F | | | | | | 30 | 32 | | 148 | | | | | | 67 | | |
| C 300 e 4-matic (205.054) (155 kW) Eng.M 274.920 7/19-1/70 | | | | | | | | | | | | | | | | | | | | |
| 19-8182 | | | F | | | | | | 30 | 32 | | 148 | | | | | | 67 | | |
| C 300 EQ Boost 4-matic (205.084) (190 kW) Eng.M 264.920 5/19-1/70 | | | | | | | | | | | | | | | | | | | | |
| 19-8182 | | | F | | | | | | 30 | 32 | | 148 | | | | | | 67 | | |
| C 400 4-matic (205.066) (245 kW) Eng.M 276.823 10/14-1/70 | | | | | | | | | | | | | | | | | | | | |
| 19-8182 | | | F | | | | | | 30 | 32 | | 148 | | | | | | 67 | | |
| C 450 AMG 4-matic (205.064) (270 kW) Eng.M 276.823 4/15-5/18 | | | | | | | | | | | | | | | | | | | | |
| 19-8182 | | | F | | | | | | 30 | 32 | | 148 | | | | | | 67 | | |

MERCEDES BENZ

| METELLI ref | Spare Parts | F/R | L/R | ABS | A | B | C | D | E | F | G | H | I | L | M | Fig | NOTE |
|--|-------------|-----|-----|-----|---|---|----|----|---|---|---|---|---|---|---|------|------|
| Classe CLC (CL203) 5/08-6/11 | | | | | | | | | | | | | | | | | |
| CLC 160 (203.731) (95 kW) Eng.M 271.911 2/09-6/11 | | | | | | | | | | | | | | | | | |
| 19-2572 | | R | | | | | 45 | 84 | | | | | | | | 39 | |
| 19-2827 | | F | | | | | 22 | 50 | | | | | | | | 18,5 | |
| CLC 180 Kompressor (203.746) (105 kW) Eng.M 271.946 5/08-6/11 | | | | | | | | | | | | | | | | | |
| 19-2572 | | R | | | | | 45 | 84 | | | | | | | | 39 | |
| 19-2827 | | F | | | | | 22 | 50 | | | | | | | | 18,5 | |
| CLC 200 CDI (203.707) (90 kW) Eng.OM 646.962 5/08-6/11 | | | | | | | | | | | | | | | | | |
| 19-2572 | | R | | | | | 45 | 84 | | | | | | | | 39 | |
| 19-2827 | | F | | | | | 22 | 50 | | | | | | | | 18,5 | |
| CLC 200 Kompressor (203.741) (135 kW) Eng.M 271.957 5/08-6/11 | | | | | | | | | | | | | | | | | |
| 19-2572 | | R | | | | | 45 | 84 | | | | | | | | 39 | |
| 19-2827 | | F | | | | | 22 | 50 | | | | | | | | 18,5 | |
| CLC 220 CDI (203.708) (100 kW) Eng.OM 646.963 5/08-6/11 | | | | | | | | | | | | | | | | | |
| 19-2572 | | R | | | | | 45 | 84 | | | | | | | | 39 | |
| 19-2827 | | F | | | | | 22 | 50 | | | | | | | | 18,5 | |
| CLC 220 CDI (203.708) (110 kW) Eng.OM 646.963 5/08-6/11 | | | | | | | | | | | | | | | | | |
| 19-2572 | | R | | | | | 45 | 84 | | | | | | | | 39 | |
| 19-2827 | | F | | | | | 22 | 50 | | | | | | | | 18,5 | |
| CLC 230 (203.752) (150 kW) Eng.M 272.920 5/08-6/11 | | | | | | | | | | | | | | | | | |
| 19-2572 | | R | | | | | 45 | 84 | | | | | | | | 39 | |
| 19-2827 | | F | | | | | 22 | 50 | | | | | | | | 18,5 | |
| CLC 250 (150 kW) Eng.M 272.920 6/09-6/11 | | | | | | | | | | | | | | | | | |
| 19-2572 | | R | | | | | 45 | 84 | | | | | | | | 39 | |
| 19-2827 | | F | | | | | 22 | 50 | | | | | | | | 18,5 | |
| CLC 350 (203.756) (200 kW) Eng.M 272.960 5/08-6/11 | | | | | | | | | | | | | | | | | |
| 19-2572 | | R | | | | | 45 | 84 | | | | | | | | 39 | |

MERCEDES BENZ

| METELLI ref | Spare Parts | | F/R | L/R | | ABS | A | B | C | D | E | F | G | H | I | L | M | Fig | NOTE |
|---|-------------|--|-----|-----|--|-----|---|---|-------|-------|---|---|---|---|---|-------|---|-----|--------------|
| 19-2827 | | | F | | | | | | 22 | 50 | | | | | | 18,5 | | | |
| Classe E I (W124) 1/85-6/95 | | | | | | | | | | | | | | | | | | | |
| E 200 (124.019) (100 kW) Eng.M 111.940 6/93-6/95 | | | | | | | | | | | | | | | | | | | |
| 19-2164 | | | F | | | | | | 17,46 | 59,13 | | | | | | 16,76 | | | |
| 19-2572 | | | R | | | | | | 45 | 84 | | | | | | 39 | | | |
| E 200 D (124.120) (55 kW) Eng.OM 601.912 6/93-6/95 | | | | | | | | | | | | | | | | | | | |
| 19-2164 | | | F | | | | | | 17,46 | 59,13 | | | | | | 16,76 | | | |
| 19-2572 | | | R | | | | | | 45 | 84 | | | | | | 39 | | | |
| E 220 (124.022) (110 kW) Eng.M 111.960 6/93-6/95 | | | | | | | | | | | | | | | | | | | |
| 19-2164 | | | F | | | | | | 17,46 | 59,13 | | | | | | 16,76 | | | |
| 19-2572 | | | R | | | | | | 45 | 84 | | | | | | 39 | | | |
| E 250 D (124.126, 124.129) (83 kW) Eng.OM 605.911 7/93-6/95 | | | | | | | | | | | | | | | | | | | |
| 19-2164 | | | F | | | | | | 17,46 | 59,13 | | | | | | 16,76 | | | Mod. 124.126 |
| 19-2213 | | | F | | | | | | 22 | 59,98 | | | | | | 16,64 | | | Mod. 124.129 |
| 19-2516 | | | R | | | | | | 49 | 84 | | | | | | 43 | | | Mod. 124.129 |
| 19-2572 | | | R | | | | | | 45 | 84 | | | | | | 39 | | | Mod. 124.126 |
| E 250 Turbo-D (124.128) (93 kW) Eng.OM 602.962 6/93-6/95 | | | | | | | | | | | | | | | | | | | |
| 19-2164 | | | F | | | | | | 17,46 | 59,13 | | | | | | 16,76 | | | |
| 19-2572 | | | R | | | | | | 45 | 84 | | | | | | 39 | | | |
| E 280 (124.028) (145 kW) Eng.M 104.942 6/93-6/95 | | | | | | | | | | | | | | | | | | | |
| 19-2164 | | | F | | | | | | 17,46 | 59,13 | | | | | | 16,76 | | | |
| 19-2572 | | | R | | | | | | 45 | 84 | | | | | | 39 | | | |
| E 280 (124.029) (142 kW) Eng.M 104.942 6/93-6/95 | | | | | | | | | | | | | | | | | | | |
| 19-2213 | | | F | | | | | | 22 | 59,98 | | | | | | 16,64 | | | Mod. 124.029 |
| 19-2516 | | | R | | | | | | 49 | 84 | | | | | | 43 | | | Mod. 124.029 |
| E 300 4-matic (124.230) (132 kW) Eng.M 103.985 6/93-6/95 | | | | | | | | | | | | | | | | | | | |
| 19-2572 | | | R | | | | | | 45 | 84 | | | | | | 39 | | | |

MERCEDES BENZ

| METELLI ref | Spare Parts | F/R | L/R | ABS | A | B | C | D | E | F | G | H | I | L | M | Fig | NOTE |
|--|-------------|-----|-----|-----|---|---|-------|-------|---|---|---|---|---|-------|---|-----|--------------|
| E 300 D (124.131) (100 kW) Eng.OM 606.910 7/93-6/95 | | | | | | | | | | | | | | | | | |
| 19-2164 | | F | | | | | 17,46 | 59,13 | | | | | | 16,76 | | | |
| 19-2572 | | R | | | | | 45 | 84 | | | | | | 39 | | | |
| E 300 Turbo-D (124.133) (108 kW) Eng.OM 603.960 6/93-6/95 | | | | | | | | | | | | | | | | | |
| 19-2164 | | F | | | | | 17,46 | 59,13 | | | | | | 16,76 | | | |
| 19-2572 | | R | | | | | 45 | 84 | | | | | | 39 | | | |
| E 300 Turbo-D 4-matic (124.333) (108 kW) Eng.OM 603.963 6/93-6/95 | | | | | | | | | | | | | | | | | |
| 19-2572 | | R | | | | | 45 | 84 | | | | | | 39 | | | |
| E 320 (124.032) (162 kW) Eng.M 104.992 6/93-6/95 | | | | | | | | | | | | | | | | | |
| 19-2164 | | F | | | | | 17,46 | 59,13 | | | | | | 16,76 | | | |
| 19-2572 | | R | | | | | 45 | 84 | | | | | | 39 | | | |
| E 36 AMG (200 kW) Eng.M 104.992 (AMG 3.6) 7/94-1/95 | | | | | | | | | | | | | | | | | |
| 19-2572 | | R | | | | | 45 | 84 | | | | | | 39 | | | |
| E 420 (124.034) (205 kW) Eng.M 119.975 6/93-6/95 | | | | | | | | | | | | | | | | | |
| 19-2213 | | F | | | | | 22 | 59,98 | | | | | | 16,64 | | | Mod. 124.034 |
| 19-2516 | | R | | | | | 49 | 84 | | | | | | 43 | | | Mod. 124.034 |
| E 500 (124.036) (235 kW) Eng.M 119.974 6/93-6/95 | | | | | | | | | | | | | | | | | |
| 19-2213 | | F | | | | | 22 | 59,98 | | | | | | 16,64 | | | Mod. 124.036 |
| 19-2572 | | R | | | | | 45 | 84 | | | | | | 39 | | | Mod. 124.036 |
| E 500 (124.036) (240 kW) Eng.M 119.974 7/93-10/94 | | | | | | | | | | | | | | | | | |
| 19-2213 | | F | | | | | 22 | 59,98 | | | | | | 16,64 | | | |
| 19-2572 | | R | | | | | 45 | 84 | | | | | | 39 | | | |
| E 60 AMG (124.036) (280 kW) Eng.M 119.974 (AMG 6.0) 5/94-6/95 | | | | | | | | | | | | | | | | | |
| 19-2213 | | F | | | | | 22 | 59,98 | | | | | | 16,64 | | | Mod. 124.036 |
| 19-2572 | | R | | | | | 45 | 84 | | | | | | 39 | | | Mod. 124.036 |
| Classe E I Cabrio (A124) 6/93-3/98 | | | | | | | | | | | | | | | | | |
| E 200 (124.060) (100 kW) Eng.M 111.940 6/93-3/98 | | | | | | | | | | | | | | | | | |
| 19-2164 | | F | | | | | 17,46 | 59,13 | | | | | | 16,76 | | | |

MERCEDES BENZ

| METELLI ref | Spare Parts | | F/R | L/R | | ABS | A | B | C | D | E | F | G | H | I | L | M | Fig | NOTE |
|--|-------------|--|-----|-----|--|-----|---|---|-------|-------|---|---|---|---|---|-------|---|-----|------|
| 19-2572 | | | R | | | | | | 45 | 84 | | | | | | 39 | | | |
| E 220 (124.062) (110 kW) Eng.M 111.960 6/93-3/98 | | | | | | | | | | | | | | | | | | | |
| 19-2164 | | | F | | | | | | 17,46 | 59,13 | | | | | | 16,76 | | | |
| 19-2572 | | | R | | | | | | 45 | 84 | | | | | | 39 | | | |
| E 320 (124.066) (162 kW) Eng.M 104.992 6/93-3/98 | | | | | | | | | | | | | | | | | | | |
| 19-2572 | | | R | | | | | | 45 | 84 | | | | | | 39 | | | |
| E 36 AMG (124.066) (200 kW) Eng.M 104.992 (AMG 3.6) (05.94-.) 5/94-3/98 | | | | | | | | | | | | | | | | | | | |
| 19-2572 | | | R | | | | | | 45 | 84 | | | | | | 39 | | | |
| Classe E I Coupe (C124) 6/93-6/97 | | | | | | | | | | | | | | | | | | | |
| E 200 (124.040) (100 kW) Eng.M 111.940 6/93-6/97 | | | | | | | | | | | | | | | | | | | |
| 19-2164 | | | F | | | | | | 17,46 | 59,13 | | | | | | 16,76 | | | |
| 19-2572 | | | R | | | | | | 45 | 84 | | | | | | 39 | | | |
| E 220 (124.042) (110 kW) Eng.M 111.960 6/93-6/97 | | | | | | | | | | | | | | | | | | | |
| 19-2164 | | | F | | | | | | 17,46 | 59,13 | | | | | | 16,76 | | | |
| 19-2572 | | | R | | | | | | 45 | 84 | | | | | | 39 | | | |
| E 320 (124.052) (162 kW) Eng.M 104.992 6/93-6/97 | | | | | | | | | | | | | | | | | | | |
| 19-2164 | | | F | | | | | | 17,46 | 59,13 | | | | | | 16,76 | | | |
| 19-2572 | | | R | | | | | | 45 | 84 | | | | | | 39 | | | |
| E 36 AMG (124.052) (200 kW) Eng.M 104.992 (AMG 3.6) (05.94-.) 5/94-6/97 | | | | | | | | | | | | | | | | | | | |
| 19-2164 | | | F | | | | | | 17,46 | 59,13 | | | | | | 16,76 | | | |
| 19-2572 | | | R | | | | | | 45 | 84 | | | | | | 39 | | | |
| Classe E I T-Model (S124) 1/89-6/96 | | | | | | | | | | | | | | | | | | | |
| E 200 T (124.079) (100 kW) Eng.M 111.940 6/93-6/96 | | | | | | | | | | | | | | | | | | | |
| 19-2164 | | | F | | | | | | 17,46 | 59,13 | | | | | | 16,76 | | | |
| 19-2516 | | | R | | | | | | 49 | 84 | | | | | | 43 | | | |
| E 220 T (124.082) (110 kW) Eng.M 111.960 6/93-6/96 | | | | | | | | | | | | | | | | | | | |
| 19-2164 | | | F | | | | | | 17,46 | 59,13 | | | | | | 16,76 | | | |

MERCEDES BENZ

| METELLI ref | Spare Parts | | F/R | L/R | | | ABS | A | B | C | D | E | F | G | H | I | L | M | Fig | NOTE |
|--|-------------|--|-----|-----|--|--|-----|---|---|-------|-------|---|---|---|---|---|-------|---|-----|------|
| 19-2516 | | | R | | | | | | | 49 | 84 | | | | | | 43 | | | |
| E 250 TD (124.186) (83 kW) Eng.OM 605.911 6/93-6/96 | | | | | | | | | | | | | | | | | | | | |
| 19-2164 | | | F | | | | | | | 17,46 | 59,13 | | | | | | 16,76 | | | |
| 19-2516 | | | R | | | | | | | 49 | 84 | | | | | | 43 | | | |
| E 250 Turbo D (93 kW) Eng.OM 602.962 6/93-6/96 | | | | | | | | | | | | | | | | | | | | |
| 19-2164 | | | F | | | | | | | 17,46 | 59,13 | | | | | | 16,76 | | | |
| 19-2516 | | | R | | | | | | | 49 | 84 | | | | | | 43 | | | |
| E 280 T (124.088) (142 kW) Eng.M 104.942 6/93-6/96 | | | | | | | | | | | | | | | | | | | | |
| 19-2164 | | | F | | | | | | | 17,46 | 59,13 | | | | | | 16,76 | | | |
| 19-2516 | | | R | | | | | | | 49 | 84 | | | | | | 43 | | | |
| E 280 T (124.088) (145 kW) Eng.M 104.942 6/93-6/96 | | | | | | | | | | | | | | | | | | | | |
| 19-2164 | | | F | | | | | | | 17,46 | 59,13 | | | | | | 16,76 | | | |
| 19-2516 | | | R | | | | | | | 49 | 84 | | | | | | 43 | | | |
| E 300 T 4-matic (124.290) (132 kW) Eng.M 103.985 6/93-6/96 | | | | | | | | | | | | | | | | | | | | |
| 19-2516 | | | R | | | | | | | 49 | 84 | | | | | | 43 | | | |
| E 300 T Turbo-D (124.193) (108 kW) Eng.OM 603.960 6/93-6/96 | | | | | | | | | | | | | | | | | | | | |
| 19-2164 | | | F | | | | | | | 17,46 | 59,13 | | | | | | 16,76 | | | |
| 19-2516 | | | R | | | | | | | 49 | 84 | | | | | | 43 | | | |
| E 300 T Turbo-D 4-matic (124.393) (108 kW) Eng.OM 603.963 6/93-6/96 | | | | | | | | | | | | | | | | | | | | |
| 19-2516 | | | R | | | | | | | 49 | 84 | | | | | | 43 | | | |
| E 300 TD (124.191) (100 kW) Eng.OM 606.910 6/93-6/96 | | | | | | | | | | | | | | | | | | | | |
| 19-2164 | | | F | | | | | | | 17,46 | 59,13 | | | | | | 16,76 | | | |
| 19-2516 | | | R | | | | | | | 49 | 84 | | | | | | 43 | | | |
| E 320 T (124.092) (162 kW) Eng.M 104.992 6/93-6/96 | | | | | | | | | | | | | | | | | | | | |
| 19-2164 | | | F | | | | | | | 17,46 | 59,13 | | | | | | 16,76 | | | |
| 19-2516 | | | R | | | | | | | 49 | 84 | | | | | | 43 | | | |
| E 36 T AMG (124.092) (200 kW) Eng.M 104.992 (AMG 3.6) (05.94-.) 5/94-6/96 | | | | | | | | | | | | | | | | | | | | |
| 19-2164 | | | F | | | | | | | 17,46 | 59,13 | | | | | | 16,76 | | | |

MERCEDES BENZ

| METELLI ref | Spare Parts | | F/R | L/R | | ABS | A | B | C | D | E | F | G | H | I | L | M | Fig | NOTE |
|---|-------------|--|-----|-----|--|-----|---|---|----|-------|---|---|---|---|---|-------|---|-----|------|
| 19-2516 | | | R | | | | | | 49 | 84 | | | | | | 43 | | | |
| Classe E II (W210) 6/95-3/02 | | | | | | | | | | | | | | | | | | | |
| E 200 (210.035) (100 kW) Eng.M 111.942 6/95-8/00 | | | | | | | | | | | | | | | | | | | |
| 19-2213 | | | F | | | | | | 22 | 59,98 | | | | | | 16,64 | | | |
| 19-2572 | | | R | | | | | | 45 | 84 | | | | | | 39 | | | |
| E 200 CDI (210.007) (75 kW) Eng.OM 611.961 6/98-3/02 | | | | | | | | | | | | | | | | | | | |
| 19-2213 | | | F | | | | | | 22 | 59,98 | | | | | | 16,64 | | | |
| 19-2572 | | | R | | | | | | 45 | 84 | | | | | | 39 | | | |
| E 200 CDI (210.007) (85 kW) Eng.OM 611.961 7/99-3/02 | | | | | | | | | | | | | | | | | | | |
| 19-2213 | | | F | | | | | | 22 | 59,98 | | | | | | 16,64 | | | |
| 19-2572 | | | R | | | | | | 45 | 84 | | | | | | 39 | | | |
| E 200 D (210.003) (65 kW) Eng.OM 604.917 (01.96-.) 1/96-3/02 | | | | | | | | | | | | | | | | | | | |
| 19-2213 | | | F | | | | | | 22 | 59,98 | | | | | | 16,64 | | | |
| 19-2572 | | | R | | | | | | 45 | 84 | | | | | | 39 | | | |
| E 200 Kompressor (210.045) (137 kW) Eng.M 111.947 (06.97-.) 6/97-3/02 | | | | | | | | | | | | | | | | | | | |
| 19-2213 | | | F | | | | | | 22 | 59,98 | | | | | | 16,64 | | | |
| 19-2572 | | | R | | | | | | 45 | 84 | | | | | | 39 | | | |
| E 200 Kompressor (210.048) (120 kW) Eng.M 111.957 8/00-3/02 | | | | | | | | | | | | | | | | | | | |
| 19-2213 | | | F | | | | | | 22 | 59,98 | | | | | | 16,64 | | | |
| 19-2572 | | | R | | | | | | 45 | 84 | | | | | | 39 | | | |
| E 220 CDI (210.006) (92 kW) Eng.OM 611.961 6/98-7/99 | | | | | | | | | | | | | | | | | | | |
| 19-2213 | | | F | | | | | | 22 | 59,98 | | | | | | 16,64 | | | |
| 19-2572 | | | R | | | | | | 45 | 84 | | | | | | 39 | | | |
| E 220 CDI (210.006) (100 kW) Eng.OM 611.961 7/99-3/02 | | | | | | | | | | | | | | | | | | | |
| 19-2213 | | | F | | | | | | 22 | 59,98 | | | | | | 16,64 | | | |
| 19-2572 | | | R | | | | | | 45 | 84 | | | | | | 39 | | | |
| E 220 CDI (210.006) (105 kW) Eng.OM 611.961 7/99-3/02 | | | | | | | | | | | | | | | | | | | |
| 19-2213 | | | F | | | | | | 22 | 59,98 | | | | | | 16,64 | | | |

MERCEDES BENZ

| METELLI ref | Spare Parts | | F/R | L/R | | | ABS | A | B | C | D | E | F | G | H | I | L | M | Fig | NOTE |
|--|-------------|--|-----|-----|--|--|-----|---|---|----|-------|---|---|---|---|---|-------|---|-----|------|
| 19-2572 | | | R | | | | | | | 45 | 84 | | | | | | 39 | | | |
| E 220 D (55 kW) Eng.OM 604.912 5/96-3/02 | | | | | | | | | | | | | | | | | | | | |
| 19-2213 | | | F | | | | | | | 22 | 59,98 | | | | | | 16,64 | | | |
| 19-2572 | | | R | | | | | | | 45 | 84 | | | | | | 39 | | | |
| E 220 D (210.004) (70 kW) Eng.OM 604.912 6/95-7/99 | | | | | | | | | | | | | | | | | | | | |
| 19-2213 | | | F | | | | | | | 22 | 59,98 | | | | | | 16,64 | | | |
| 19-2572 | | | R | | | | | | | 45 | 84 | | | | | | 39 | | | |
| E 230 (210.037) (110 kW) Eng.M 111.970 6/95-6/97 | | | | | | | | | | | | | | | | | | | | |
| 19-2213 | | | F | | | | | | | 22 | 59,98 | | | | | | 16,64 | | | |
| 19-2572 | | | R | | | | | | | 45 | 84 | | | | | | 39 | | | |
| E 240 (210.061) (125 kW) Eng.M 112.911 (06.97-.) 6/97-8/00 | | | | | | | | | | | | | | | | | | | | |
| 19-2213 | | | F | | | | | | | 22 | 59,98 | | | | | | 16,64 | | | |
| 19-2572 | | | R | | | | | | | 45 | 84 | | | | | | 39 | | | |
| E 240 (210.062) (125 kW) Eng.M 112.914 8/00-3/02 | | | | | | | | | | | | | | | | | | | | |
| 19-2213 | | | F | | | | | | | 22 | 59,98 | | | | | | 16,64 | | | |
| 19-2572 | | | R | | | | | | | 45 | 84 | | | | | | 39 | | | |
| E 250 D (210.010) (83 kW) Eng.OM 605.912 6/95-7/99 | | | | | | | | | | | | | | | | | | | | |
| 19-2213 | | | F | | | | | | | 22 | 59,98 | | | | | | 16,64 | | | |
| 19-2572 | | | R | | | | | | | 45 | 84 | | | | | | 39 | | | |
| E 250 Turbo-D (210.015) (110 kW) Eng.OM 605.962 (06.97-.) 6/97-7/99 | | | | | | | | | | | | | | | | | | | | |
| 19-2213 | | | F | | | | | | | 22 | 59,98 | | | | | | 16,64 | | | |
| 19-2572 | | | R | | | | | | | 45 | 84 | | | | | | 39 | | | |
| E 270 CDI (210.016) (120 kW) Eng.OM 612.961 7/99-3/02 | | | | | | | | | | | | | | | | | | | | |
| 19-2213 | | | F | | | | | | | 22 | 59,98 | | | | | | 16,64 | | | |
| 19-2572 | | | R | | | | | | | 45 | 84 | | | | | | 39 | | | |
| E 270 CDI (210.016) (125 kW) Eng.OM 612.961 7/99-3/02 | | | | | | | | | | | | | | | | | | | | |
| 19-2213 | | | F | | | | | | | 22 | 59,98 | | | | | | 16,64 | | | |
| 19-2572 | | | R | | | | | | | 45 | 84 | | | | | | 39 | | | |

MERCEDES BENZ

| METELLI ref | Spare Parts | | F/R | L/R | | | ABS | A | B | C | D | E | F | G | H | I | L | M | Fig | NOTE | |
|---|-------------|--|-----|-----|--|--|-----|---|---|----|-------|---|---|---|---|---|-------|---|-----|-----------------------|--|
| E 420 (210.072) (205 kW) Eng.M 119.985 1/96-6/97 | | | | | | | | | | | | | | | | | | | | | |
| 19-2213 | | | F | | | | | | | 22 | 59,98 | | | | | | 16,64 | | | | |
| 19-2572 | | | R | | | | | | | 45 | 84 | | | | | | 39 | | | | |
| E 430 (210.070) (205 kW) Eng.M 113.940 (06.97-.) 6/97-3/02 | | | | | | | | | | | | | | | | | | | | | |
| 19-2213 | | | F | | | | | | | 22 | 59,98 | | | | | | 16,64 | | | | |
| 19-2572 | | | R | | | | | | | 45 | 84 | | | | | | 39 | | | Exc. Special Vehicles | |
| E 430 4-matic (210.083) (205 kW) Eng.M 113.940 (05.99-.) 5/99-3/02 | | | | | | | | | | | | | | | | | | | | | |
| 19-2572 | | | R | | | | | | | 45 | 84 | | | | | | 39 | | | Exc. Special Vehicles | |
| E 50 AMG (210.072) (255 kW) Eng.M 119.985 (AMG 5.0) (02.96-.) 2/96-8/97 | | | | | | | | | | | | | | | | | | | | | |
| 19-2213 | | | F | | | | | | | 22 | 59,98 | | | | | | 16,64 | | | | |
| 19-2572 | | | R | | | | | | | 45 | 84 | | | | | | 39 | | | | |
| E 55 AMG (210.074) (260 kW) Eng.M 113.980 (08.97-.) 8/97-3/02 | | | | | | | | | | | | | | | | | | | | | |
| 19-2213 | | | F | | | | | | | 22 | 59,98 | | | | | | 16,64 | | | | |
| 19-2572 | | | R | | | | | | | 45 | 84 | | | | | | 39 | | | Exc. Special Vehicles | |
| Classe E II T-Model (S210) 6/96-3/03 | | | | | | | | | | | | | | | | | | | | | |
| E 200 T (210.235) (100 kW) Eng.M 111.942 6/96-8/00 | | | | | | | | | | | | | | | | | | | | | |
| 19-2213 | | | F | | | | | | | 22 | 59,98 | | | | | | 16,64 | | | | |
| E 200 T Kompressor (210.245) (137 kW) Eng.M 111.947 (06.97-.) 6/97-3/03 | | | | | | | | | | | | | | | | | | | | | |
| 19-2213 | | | F | | | | | | | 22 | 59,98 | | | | | | 16,64 | | | | |
| E 200 T Kompressor (210.248) (120 kW) Eng.M 111.957 8/00-3/03 | | | | | | | | | | | | | | | | | | | | | |
| 19-2213 | | | F | | | | | | | 22 | 59,98 | | | | | | 16,64 | | | | |
| E 220 T CDI (210.206) (92 kW) Eng.OM 611.961 6/98-7/99 | | | | | | | | | | | | | | | | | | | | | |
| 19-2213 | | | F | | | | | | | 22 | 59,98 | | | | | | 16,64 | | | | |
| E 220 T CDI (210.206) (100 kW) Eng.OM 611.961 5/99-3/03 | | | | | | | | | | | | | | | | | | | | | |
| 19-2213 | | | F | | | | | | | 22 | 59,98 | | | | | | 16,64 | | | | |
| E 220 T CDI (210.206) (105 kW) Eng.OM 611.961 7/99-3/03 | | | | | | | | | | | | | | | | | | | | | |
| 19-2213 | | | F | | | | | | | 22 | 59,98 | | | | | | 16,64 | | | | |

MERCEDES BENZ

| METELLI ref | Spare Parts | | F/R | L/R | | | ABS | A | B | C | D | E | F | G | H | I | L | M | Fig | NOTE |
|--|-------------|--|-----|-----|--|--|-----|---|---|----|-------|---|---|---|---|---|-------|---|-----|------|
| E 230 T (210.237) (110 kW) Eng.M 111.970 6/96-6/97 | | | | | | | | | | | | | | | | | | | | |
| 19-2213 | | | F | | | | | | | 22 | 59,98 | | | | | | 16,64 | | | |
| E 240 T (210.261) (125 kW) Eng.M 112.911 (06.97-) 6/97-3/03 | | | | | | | | | | | | | | | | | | | | |
| 19-2213 | | | F | | | | | | | 22 | 59,98 | | | | | | 16,64 | | | |
| E 240 T (210.262) (125 kW) Eng.M 112.914 8/00-3/03 | | | | | | | | | | | | | | | | | | | | |
| 19-2213 | | | F | | | | | | | 22 | 59,98 | | | | | | 16,64 | | | |
| E 250 T D (210.210) (83 kW) Eng.OM 605.912 6/96-7/99 | | | | | | | | | | | | | | | | | | | | |
| 19-2213 | | | F | | | | | | | 22 | 59,98 | | | | | | 16,64 | | | |
| E 250 T Turbo-D (210.215) (110 kW) Eng.OM 605.962 (06.97-) 6/97-7/99 | | | | | | | | | | | | | | | | | | | | |
| 19-2213 | | | F | | | | | | | 22 | 59,98 | | | | | | 16,64 | | | |
| E 270 T CDI (120 kW) Eng.OM 612.961 2/00-3/03 | | | | | | | | | | | | | | | | | | | | |
| 19-2213 | | | F | | | | | | | 22 | 59,98 | | | | | | 16,64 | | | |
| E 270 T CDI (210.216) (125 kW) Eng.OM 612.961 7/99-3/03 | | | | | | | | | | | | | | | | | | | | |
| 19-2213 | | | F | | | | | | | 22 | 59,98 | | | | | | 16,64 | | | |
| E 280 T (210.263) (150 kW) Eng.M 112.921 (12.96-) 12/96-3/03 | | | | | | | | | | | | | | | | | | | | |
| 19-2213 | | | F | | | | | | | 22 | 59,98 | | | | | | 16,64 | | | |
| E 290 T Turbo-D (210.217) (95 kW) Eng.OM 602.982 6/96-7/99 | | | | | | | | | | | | | | | | | | | | |
| 19-2213 | | | F | | | | | | | 22 | 59,98 | | | | | | 16,64 | | | |
| E 300 T Turbo-D (210.225) (130 kW) Eng.OM 606.962 (03.97-) 12/96-7/99 | | | | | | | | | | | | | | | | | | | | |
| 19-2213 | | | F | | | | | | | 22 | 59,98 | | | | | | 16,64 | | | |
| E 320 T (210.265) (165 kW) Eng.M 112.941 (12.96-) 12/96-3/03 | | | | | | | | | | | | | | | | | | | | |
| 19-2213 | | | F | | | | | | | 22 | 59,98 | | | | | | 16,64 | | | |
| E 320 T CDI (210.226) (145 kW) Eng.OM 613.961 7/99-3/03 | | | | | | | | | | | | | | | | | | | | |
| 19-2213 | | | F | | | | | | | 22 | 59,98 | | | | | | 16,64 | | | |
| E 420 T (210.272) (205 kW) Eng.M 119.985 6/96-6/97 | | | | | | | | | | | | | | | | | | | | |
| 19-2213 | | | F | | | | | | | 22 | 59,98 | | | | | | 16,64 | | | |
| E 430 T (210.270) (205 kW) Eng.M 113.940 (06.97-) 6/97-3/03 | | | | | | | | | | | | | | | | | | | | |
| 19-2213 | | | F | | | | | | | 22 | 59,98 | | | | | | 16,64 | | | |

MERCEDES BENZ

| METELLI ref | Spare Parts | | F/R | L/R | | | ABS | A | B | C | D | E | F | G | H | I | L | M | Fig | NOTE |
|--|-------------|--|-----|-----|--|--|-----|---|---|----|-------|-----|---|---|---|---|-------|------|-----|------|
| E 55 T AMG (210.274) (260 kW) Eng.M 113.980 (08.97-.) 8/97-3/03 | | | | | | | | | | | | | | | | | | | | |
| 19-2213 | | | F | | | | | | | 22 | 59,98 | | | | | | 16,64 | | | |
| Classe E III (W211) 3/02-2/09 | | | | | | | | | | | | | | | | | | | | |
| E 200 CDI (211.004) (75 kW) Eng.OM 646.951 7/02-12/08 | | | | | | | | | | | | | | | | | | | | |
| 19-2828 | | | F | | | | | | | 40 | 67,93 | | | | | | 20,13 | | | |
| 19-2940 | | | R | | | | | | | 49 | 91 | 126 | | | | | 50 | 38,5 | | |
| E 200 CDI (211.004) (90 kW) Eng.OM 646.951 7/02-12/08 | | | | | | | | | | | | | | | | | | | | |
| 19-2828 | | | F | | | | | | | 40 | 67,93 | | | | | | 20,13 | | | |
| 19-2940 | | | R | | | | | | | 49 | 91 | 126 | | | | | 50 | 38,5 | | |
| E 200 CDI (211.007) (100 kW) Eng.OM 646.820 4/06-12/08 | | | | | | | | | | | | | | | | | | | | |
| 19-2828 | | | F | | | | | | | 40 | 67,93 | | | | | | 20,13 | | | |
| 19-2940 | | | R | | | | | | | 49 | 91 | 126 | | | | | 50 | 38,5 | | |
| E 200 Kompressor (211.041) (135 kW) Eng.M 271.956 4/06-12/08 | | | | | | | | | | | | | | | | | | | | |
| 19-2828 | | | F | | | | | | | 40 | 67,93 | | | | | | 20,13 | | | |
| 19-2940 | | | R | | | | | | | 49 | 91 | 126 | | | | | 50 | 38,5 | | |
| E 200 Kompressor (211.042) (120 kW) Eng.M 271.941 11/02-12/08 | | | | | | | | | | | | | | | | | | | | |
| 19-2828 | | | F | | | | | | | 40 | 67,93 | | | | | | 20,13 | | | |
| 19-2940 | | | R | | | | | | | 49 | 91 | 126 | | | | | 50 | 38,5 | | |
| E 200 NGT (211.042) (120 kW) Eng.M 271.941 3/04-12/08 | | | | | | | | | | | | | | | | | | | | |
| 19-2828 | | | F | | | | | | | 40 | 67,93 | | | | | | 20,13 | | | |
| 19-2940 | | | R | | | | | | | 49 | 91 | 126 | | | | | 50 | 38,5 | | |
| E 220 CDI (120 kW) Eng.OM 646.821 3/03-12/08 | | | | | | | | | | | | | | | | | | | | |
| 19-2828 | | | F | | | | | | | 40 | 67,93 | | | | | | 20,13 | | | |
| 19-2940 | | | R | | | | | | | 49 | 91 | 126 | | | | | 50 | 38,5 | | |
| E 220 CDI (211.006) (100 kW) Eng.OM 646.961 3/02-12/08 | | | | | | | | | | | | | | | | | | | | |
| 19-2828 | | | F | | | | | | | 40 | 67,93 | | | | | | 20,13 | | | |
| 19-2940 | | | R | | | | | | | 49 | 91 | 126 | | | | | 50 | 38,5 | | |

MERCEDES BENZ

| METELLI ref | Spare Parts | | F/R | L/R | | | ABS | A | B | C | D | E | F | G | H | I | L | M | Fig | NOTE |
|---|-------------|--|-----|-----|--|--|-----|---|---|----|-------|-----|---|---|---|----|-------|---|-----|------|
| E 220 CDI (211.006) (110 kW) Eng.OM 646.961 3/02-12/08 | | | | | | | | | | | | | | | | | | | | |
| 19-2828 | | | F | | | | | | | 40 | 67,93 | | | | | | 20,13 | | | |
| 19-2940 | | | R | | | | | | | 49 | 91 | 126 | | | | 50 | 38,5 | | | |
| E 220 CDI (211.008) (125 kW) Eng.OM 646.821 4/06-12/08 | | | | | | | | | | | | | | | | | | | | |
| 19-2828 | | | F | | | | | | | 40 | 67,93 | | | | | | 20,13 | | | |
| 19-2940 | | | R | | | | | | | 49 | 91 | 126 | | | | 50 | 38,5 | | | |
| E 230 (211.052) (150 kW) Eng.M 272.922 9/07-12/08 | | | | | | | | | | | | | | | | | | | | |
| 19-2828 | | | F | | | | | | | 40 | 67,93 | | | | | | 20,13 | | | |
| 19-2940 | | | R | | | | | | | 49 | 91 | 126 | | | | 50 | 38,5 | | | |
| E 240 (211.061) (130 kW) Eng.M 112.913, M 112.917 3/02-12/08 | | | | | | | | | | | | | | | | | | | | |
| 19-2828 | | | F | | | | | | | 40 | 67,93 | | | | | | 20,13 | | | |
| 19-2940 | | | R | | | | | | | 49 | 91 | 126 | | | | 50 | 38,5 | | | |
| E 240 4-matic (211.080) (130 kW) Eng.M 112.917 3/03-12/08 | | | | | | | | | | | | | | | | | | | | |
| 19-2940 | | | R | | | | | | | 49 | 91 | 126 | | | | 50 | 38,5 | | | |
| E 270 CDI (211.016) (120 kW) Eng.OM 647.961 3/02-12/08 | | | | | | | | | | | | | | | | | | | | |
| 19-2828 | | | F | | | | | | | 40 | 67,93 | | | | | | 20,13 | | | |
| 19-2940 | | | R | | | | | | | 49 | 91 | 126 | | | | 50 | 38,5 | | | |
| E 270 CDI (211.016) (130 kW) Eng.OM 647.961 3/02-12/08 | | | | | | | | | | | | | | | | | | | | |
| 19-2828 | | | F | | | | | | | 40 | 67,93 | | | | | | 20,13 | | | |
| 19-2940 | | | R | | | | | | | 49 | 91 | 126 | | | | 50 | 38,5 | | | |
| E 280 (211.054) (170 kW) Eng.M 272.943 3/05-12/08 | | | | | | | | | | | | | | | | | | | | |
| 19-2828 | | | F | | | | | | | 40 | 67,93 | | | | | | 20,13 | | | |
| 19-2940 | | | R | | | | | | | 49 | 91 | 126 | | | | 50 | 38,5 | | | |
| E 280 4-matic (211.092) (170 kW) Eng.M 272.943, M 272.944 1/06-12/08 | | | | | | | | | | | | | | | | | | | | |
| 19-2940 | | | R | | | | | | | 49 | 91 | 126 | | | | 50 | 38,5 | | | |
| E 280 CDI (211.020) (140 kW) Eng.OM 642.920 3/05-12/08 | | | | | | | | | | | | | | | | | | | | |
| 19-2828 | | | F | | | | | | | 40 | 67,93 | | | | | | 20,13 | | | |
| 19-2940 | | | R | | | | | | | 49 | 91 | 126 | | | | 50 | 38,5 | | | |

MERCEDES BENZ

| METELLI ref | Spare Parts | | F/R | L/R | | | ABS | A | B | C | D | E | F | G | H | I | L | M | Fig | NOTE |
|---|-------------|--|-----|-----|--|--|-----|---|---|----|-------|-----|---|---|---|----|-------|---|-----|------|
| E 280 CDI (211.023) (130 kW) Eng.OM 648.961 5/04-12/08 | | | | | | | | | | | | | | | | | | | | |
| 19-2828 | | | F | | | | | | | 40 | 67,93 | | | | | | 20,13 | | | |
| 19-2940 | | | R | | | | | | | 49 | 91 | 126 | | | | 50 | 38,5 | | | |
| E 280 CDI 4-matic (211.084) (140 kW) Eng.OM 642.921 3/05-12/08 | | | | | | | | | | | | | | | | | | | | |
| 19-2940 | | | R | | | | | | | 49 | 91 | 126 | | | | 50 | 38,5 | | | |
| E 300 BlueTEC (211.024) (155 kW) Eng.OM 642.920 9/07-12/08 | | | | | | | | | | | | | | | | | | | | |
| 19-2828 | | | F | | | | | | | 40 | 67,93 | | | | | | 20,13 | | | |
| 19-2940 | | | R | | | | | | | 49 | 91 | 126 | | | | 50 | 38,5 | | | |
| E 320 (211.065) (165 kW) Eng.M 112.949 3/02-12/08 | | | | | | | | | | | | | | | | | | | | |
| 19-2828 | | | F | | | | | | | 40 | 67,93 | | | | | | 20,13 | | | |
| 19-2940 | | | R | | | | | | | 49 | 91 | 126 | | | | 50 | 38,5 | | | |
| E 320 4-matic (211.082) (165 kW) Eng.M 112.954 3/03-12/08 | | | | | | | | | | | | | | | | | | | | |
| 19-2940 | | | R | | | | | | | 49 | 91 | 126 | | | | 50 | 38,5 | | | |
| E 320 CDI (211.022) (165 kW) Eng.OM 642.920 3/05-12/08 | | | | | | | | | | | | | | | | | | | | |
| 19-2828 | | | F | | | | | | | 40 | 67,93 | | | | | | 20,13 | | | |
| 19-2940 | | | R | | | | | | | 49 | 91 | 126 | | | | 50 | 38,5 | | | |
| E 320 CDI (211.026) (150 kW) Eng.OM 648.961 11/02-12/08 | | | | | | | | | | | | | | | | | | | | |
| 19-2828 | | | F | | | | | | | 40 | 67,93 | | | | | | 20,13 | | | |
| 19-2940 | | | R | | | | | | | 49 | 91 | 126 | | | | 50 | 38,5 | | | |
| E 320 CDI 4-matic (211.089) (165 kW) Eng.OM 642.910, OM 642.921 3/05-12/08 | | | | | | | | | | | | | | | | | | | | |
| 19-2940 | | | R | | | | | | | 49 | 91 | 126 | | | | 50 | 38,5 | | | |
| E 350 (211.056) (200 kW) Eng.M 272.964 3/05-12/08 | | | | | | | | | | | | | | | | | | | | |
| 19-2828 | | | F | | | | | | | 40 | 67,93 | | | | | | 20,13 | | | |
| 19-2940 | | | R | | | | | | | 49 | 91 | 126 | | | | 50 | 38,5 | | | |
| E 350 4-matic (211.087) (200 kW) Eng.M 272.972 3/05-12/08 | | | | | | | | | | | | | | | | | | | | |
| 19-2940 | | | R | | | | | | | 49 | 91 | 126 | | | | 50 | 38,5 | | | |
| E 350 CGI (211.057) (215 kW) Eng.M 272.985 9/07-12/08 | | | | | | | | | | | | | | | | | | | | |
| 19-2828 | | | F | | | | | | | 40 | 67,93 | | | | | | 20,13 | | | |
| 19-2940 | | | R | | | | | | | 49 | 91 | 126 | | | | 50 | 38,5 | | | |

MERCEDES BENZ

| METELLI ref | Spare Parts | | F/R | L/R | | | ABS | A | B | C | D | E | F | G | H | I | L | M | Fig | NOTE |
|---|-------------|--|-----|-----|--|--|-----|---|---|----|-------|-----|---|---|---|---|-------|------|-----|------|
| E 400 CDI (211.028) (191 kW) Eng.OM 628.961 2/03-12/08 | | | | | | | | | | | | | | | | | | | | |
| 19-2828 | | | F | | | | | | | 40 | 67,93 | | | | | | 20,13 | | | |
| 19-2940 | | | R | | | | | | | 49 | 91 | 126 | | | | | 50 | 38,5 | | |
| E 420 CDI (211.029) (231 kW) Eng.OM 629.910 1/06-12/08 | | | | | | | | | | | | | | | | | | | | |
| 19-2828 | | | F | | | | | | | 40 | 67,93 | | | | | | 20,13 | | | |
| 19-2940 | | | R | | | | | | | 49 | 91 | 126 | | | | | 50 | 38,5 | | |
| E 500 (211.070) (225 kW) Eng.M 113.967 3/02-12/08 | | | | | | | | | | | | | | | | | | | | |
| 19-2828 | | | F | | | | | | | 40 | 67,93 | | | | | | 20,13 | | | |
| 19-2940 | | | R | | | | | | | 49 | 91 | 126 | | | | | 50 | 38,5 | | |
| E 500 (211.072) (285 kW) Eng.M 273.960 4/06-12/08 | | | | | | | | | | | | | | | | | | | | |
| 19-2828 | | | F | | | | | | | 40 | 67,93 | | | | | | 20,13 | | | |
| 19-2940 | | | R | | | | | | | 49 | 91 | 126 | | | | | 50 | 38,5 | | |
| E 500 4-matic (211.083) (225 kW) Eng.M 113.969 10/03-12/08 | | | | | | | | | | | | | | | | | | | | |
| 19-2940 | | | R | | | | | | | 49 | 91 | 126 | | | | | 50 | 38,5 | | |
| E 500 4-matic (211.090) (285 kW) Eng.M 273.962 4/06-12/08 | | | | | | | | | | | | | | | | | | | | |
| 19-2940 | | | R | | | | | | | 49 | 91 | 126 | | | | | 50 | 38,5 | | |
| E 55 AMG Kompressor (211.076) (350 kW) Eng.M 113.990 10/02-12/08 | | | | | | | | | | | | | | | | | | | | |
| 19-2828 | | | F | | | | | | | 40 | 67,93 | | | | | | 20,13 | | | |
| 19-2940 | | | R | | | | | | | 49 | 91 | 126 | | | | | 50 | 38,5 | | |
| E 63 AMG (211.077) (378 kW) Eng.M 156.983 3/06-12/08 | | | | | | | | | | | | | | | | | | | | |
| 19-2828 | | | F | | | | | | | 40 | 67,93 | | | | | | 20,13 | | | |
| 19-2940 | | | R | | | | | | | 49 | 91 | 126 | | | | | 50 | 38,5 | | |
| Classe E III T-Model (S211) 3/03-7/09 | | | | | | | | | | | | | | | | | | | | |
| 350 CGI (211.257) (215 kW) Eng.M 272.985 5/06-7/09 | | | | | | | | | | | | | | | | | | | | |
| 19-2828 | | | F | | | | | | | 40 | 67,93 | | | | | | 20,13 | | | |
| 19-2940 | | | R | | | | | | | 49 | 91 | 126 | | | | | 50 | 38,5 | | |
| E 200 CDI (211.207) (100 kW) Eng.OM 646.821 4/06-7/09 | | | | | | | | | | | | | | | | | | | | |
| 19-2828 | | | F | | | | | | | 40 | 67,93 | | | | | | 20,13 | | | |

MERCEDES BENZ

| METELLI ref | Spare Parts | | F/R | L/R | | | ABS | A | B | C | D | E | F | G | H | I | L | M | Fig | NOTE |
|--|-------------|--|-----|-----|--|--|-----|---|---|----|-------|-----|---|---|---|----|-------|---|-----|------|
| 19-2940 | | | R | | | | | | | 49 | 91 | 126 | | | | 50 | 38,5 | | | |
| E 200 Kompressor (211.241) (135 kW) Eng.M 271.956 4/06-7/09 | | | | | | | | | | | | | | | | | | | | |
| 19-2828 | | | F | | | | | | | 40 | 67,93 | | | | | | 20,13 | | | |
| 19-2940 | | | R | | | | | | | 49 | 91 | 126 | | | | 50 | 38,5 | | | |
| E 200 T Kompressor (211.242) (120 kW) Eng.M 271.941 3/03-7/09 | | | | | | | | | | | | | | | | | | | | |
| 19-2828 | | | F | | | | | | | 40 | 67,93 | | | | | | 20,13 | | | |
| 19-2940 | | | R | | | | | | | 49 | 91 | 126 | | | | 50 | 38,5 | | | |
| E 220 CDI (211.206) (100 kW) Eng.OM 646.961 3/03-7/09 | | | | | | | | | | | | | | | | | | | | |
| 19-2828 | | | F | | | | | | | 40 | 67,93 | | | | | | 20,13 | | | |
| E 220 T CDI (120 kW) Eng.OM 646.821 3/03-7/09 | | | | | | | | | | | | | | | | | | | | |
| 19-2828 | | | F | | | | | | | 40 | 67,93 | | | | | | 20,13 | | | |
| 19-2940 | | | R | | | | | | | 49 | 91 | 126 | | | | 50 | 38,5 | | | |
| E 220 T CDI (211.206) (110 kW) Eng.OM 646.961 3/03-7/09 | | | | | | | | | | | | | | | | | | | | |
| 19-2828 | | | F | | | | | | | 40 | 67,93 | | | | | | 20,13 | | | |
| 19-2940 | | | R | | | | | | | 49 | 91 | 126 | | | | 50 | 38,5 | | | |
| E 220 T CDI (211.208) (125 kW) Eng.OM 646.821 4/06-7/09 | | | | | | | | | | | | | | | | | | | | |
| 19-2828 | | | F | | | | | | | 40 | 67,93 | | | | | | 20,13 | | | |
| 19-2940 | | | R | | | | | | | 49 | 91 | 126 | | | | 50 | 38,5 | | | |
| E 230 T (211.252) (150 kW) Eng.M 272.922 5/07-7/09 | | | | | | | | | | | | | | | | | | | | |
| 19-2828 | | | F | | | | | | | 40 | 67,93 | | | | | | 20,13 | | | |
| 19-2940 | | | R | | | | | | | 49 | 91 | 126 | | | | 50 | 38,5 | | | |
| E 240 T (211.261) (130 kW) Eng.M 112.913 3/03-7/09 | | | | | | | | | | | | | | | | | | | | |
| 19-2828 | | | F | | | | | | | 40 | 67,93 | | | | | | 20,13 | | | |
| 19-2940 | | | R | | | | | | | 49 | 91 | 126 | | | | 50 | 38,5 | | | |
| E 240 T 4-matic (211.280) (130 kW) Eng.M 112.917 7/03-7/09 | | | | | | | | | | | | | | | | | | | | |
| 19-2940 | | | R | | | | | | | 49 | 91 | 126 | | | | 50 | 38,5 | | | |
| E 270 T CDI (211.216) (120 kW) Eng.OM 647.961 3/03-7/09 | | | | | | | | | | | | | | | | | | | | |
| 19-2828 | | | F | | | | | | | 40 | 67,93 | | | | | | 20,13 | | | |
| 19-2940 | | | R | | | | | | | 49 | 91 | 126 | | | | 50 | 38,5 | | | |

MERCEDES BENZ

| METELLI ref | Spare Parts | | F/R | L/R | | | ABS | A | B | C | D | E | F | G | H | I | L | M | Fig | NOTE |
|--|-------------|--|-----|-----|--|--|-----|---|---|----|-------|-----|---|---|---|----|-------|---|-----|------|
| E 270 T CDI (211.216) (130 kW) Eng.OM 647.961 3/03-7/09 | | | | | | | | | | | | | | | | | | | | |
| 19-2828 | | | F | | | | | | | 40 | 67,93 | | | | | | 20,13 | | | |
| 19-2940 | | | R | | | | | | | 49 | 91 | 126 | | | | 50 | 38,5 | | | |
| E 280 T (211.254) (170 kW) Eng.M 272.943 3/05-7/09 | | | | | | | | | | | | | | | | | | | | |
| 19-2828 | | | F | | | | | | | 40 | 67,93 | | | | | | 20,13 | | | |
| 19-2940 | | | R | | | | | | | 49 | 91 | 126 | | | | 50 | 38,5 | | | |
| E 280 T 4-matic (211.292) (170 kW) Eng.M 272.943, M 272.944 3/05-7/09 | | | | | | | | | | | | | | | | | | | | |
| 19-2940 | | | R | | | | | | | 49 | 91 | 126 | | | | 50 | 38,5 | | | |
| E 280 T CDI (211.220) (140 kW) Eng.OM 642.920 3/05-7/09 | | | | | | | | | | | | | | | | | | | | |
| 19-2828 | | | F | | | | | | | 40 | 67,93 | | | | | | 20,13 | | | |
| 19-2940 | | | R | | | | | | | 49 | 91 | 126 | | | | 50 | 38,5 | | | |
| E 280 T CDI (211.223) (130 kW) Eng.OM 648.961 5/04-7/09 | | | | | | | | | | | | | | | | | | | | |
| 19-2828 | | | F | | | | | | | 40 | 67,93 | | | | | | 20,13 | | | |
| 19-2940 | | | R | | | | | | | 49 | 91 | 126 | | | | 50 | 38,5 | | | |
| E 280 T CDI 4-matic (211.284) (140 kW) Eng.OM 642.921 3/05-7/09 | | | | | | | | | | | | | | | | | | | | |
| 19-2940 | | | R | | | | | | | 49 | 91 | 126 | | | | 50 | 38,5 | | | |
| E 320 T (211.265) (165 kW) Eng.M 112.949 3/03-7/09 | | | | | | | | | | | | | | | | | | | | |
| 19-2828 | | | F | | | | | | | 40 | 67,93 | | | | | | 20,13 | | | |
| 19-2940 | | | R | | | | | | | 49 | 91 | 126 | | | | 50 | 38,5 | | | |
| E 320 T 4-matic (211.282) (165 kW) Eng.M 112.954 7/03-7/09 | | | | | | | | | | | | | | | | | | | | |
| 19-2940 | | | R | | | | | | | 49 | 91 | 126 | | | | 50 | 38,5 | | | |
| E 320 T CDI (211.222) (155 kW) Eng.OM 642.920 11/07-7/09 | | | | | | | | | | | | | | | | | | | | |
| 19-2828 | | | F | | | | | | | 40 | 67,93 | | | | | | 20,13 | | | |
| 19-2940 | | | R | | | | | | | 49 | 91 | 126 | | | | 50 | 38,5 | | | |
| E 320 T CDI (211.222) (165 kW) Eng.OM 642.920 3/05-7/09 | | | | | | | | | | | | | | | | | | | | |
| 19-2828 | | | F | | | | | | | 40 | 67,93 | | | | | | 20,13 | | | |
| 19-2940 | | | R | | | | | | | 49 | 91 | 126 | | | | 50 | 38,5 | | | |
| E 320 T CDI (211.226) (150 kW) Eng.OM 648.961 3/03-7/09 | | | | | | | | | | | | | | | | | | | | |
| 19-2828 | | | F | | | | | | | 40 | 67,93 | | | | | | 20,13 | | | |

MERCEDES BENZ

| METELLI ref | Spare Parts | | F/R | L/R | | ABS | A | B | C | D | E | F | G | H | I | L | M | Fig | NOTE |
|---|-------------|--|-----|-----|--|-----|---|---|----|-------|-----|---|---|---|----|-------|---|-----|------|
| 19-2940 | | | R | | | | | | 49 | 91 | 126 | | | | 50 | 38,5 | | | |
| E 320 T CDI 4-matic (211.289) (165 kW) Eng.OM 642.921 3/05-7/09 | | | | | | | | | | | | | | | | | | | |
| 19-2940 | | | R | | | | | | 49 | 91 | 126 | | | | 50 | 38,5 | | | |
| E 350 T (211.256) (200 kW) Eng.M 272.964 3/05-7/09 | | | | | | | | | | | | | | | | | | | |
| 19-2828 | | | F | | | | | | 40 | 67,93 | | | | | | 20,13 | | | |
| 19-2940 | | | R | | | | | | 49 | 91 | 126 | | | | 50 | 38,5 | | | |
| E 350 T 4-matic (211.287) (200 kW) Eng.M 272.972 3/05-7/09 | | | | | | | | | | | | | | | | | | | |
| 19-2940 | | | R | | | | | | 49 | 91 | 126 | | | | 50 | 38,5 | | | |
| E 500 T (211.270) (225 kW) Eng.M 113.967 10/03-7/09 | | | | | | | | | | | | | | | | | | | |
| 19-2828 | | | F | | | | | | 40 | 67,93 | | | | | | 20,13 | | | |
| 19-2940 | | | R | | | | | | 49 | 91 | 126 | | | | 50 | 38,5 | | | |
| E 500 T (211.272) (285 kW) Eng.M 273.960 4/06-7/09 | | | | | | | | | | | | | | | | | | | |
| 19-2828 | | | F | | | | | | 40 | 67,93 | | | | | | 20,13 | | | |
| 19-2940 | | | R | | | | | | 49 | 91 | 126 | | | | 50 | 38,5 | | | |
| E 500 T 4-matic (211.283) (225 kW) Eng.M 113.969 10/03-7/09 | | | | | | | | | | | | | | | | | | | |
| 19-2940 | | | R | | | | | | 49 | 91 | 126 | | | | 50 | 38,5 | | | |
| E 500 T 4-matic (211.290) (285 kW) Eng.M 273.962 4/06-7/09 | | | | | | | | | | | | | | | | | | | |
| 19-2940 | | | R | | | | | | 49 | 91 | 126 | | | | 50 | 38,5 | | | |
| E 55 T AMG Kompressor (211.276) (350 kW) Eng.M 113.990 7/03-7/09 | | | | | | | | | | | | | | | | | | | |
| 19-2828 | | | F | | | | | | 40 | 67,93 | | | | | | 20,13 | | | |
| 19-2940 | | | R | | | | | | 49 | 91 | 126 | | | | 50 | 38,5 | | | |
| E 63 AMG (211.277) (378 kW) Eng.M 156.983 3/06-7/09 | | | | | | | | | | | | | | | | | | | |
| 19-2828 | | | F | | | | | | 40 | 67,93 | | | | | | 20,13 | | | |
| 19-2940 | | | R | | | | | | 49 | 91 | 126 | | | | 50 | 38,5 | | | |
| Classe E IV (W212) 1/09-1/70 | | | | | | | | | | | | | | | | | | | |
| E 180 (212.040) (115 kW) Eng.M 274.910 8/13-12/15 | | | | | | | | | | | | | | | | | | | |
| 19-2828 | | | F | | | | | | 40 | 67,93 | | | | | | 20,13 | | | |
| 19-2940 | | | R | | | | | | 49 | 91 | 126 | | | | 50 | 38,5 | | | |

MERCEDES BENZ

| METELLI ref | Spare Parts | | F/R | L/R | | | ABS | A | B | C | D | E | F | G | H | I | L | M | Fig | NOTE |
|--|-------------|--|-----|-----|--|--|-----|---|---|----|-------|-----|---|---|---|----|-------|---|-----|------|
| E 200 (212.034) (135 kW) Eng.M 274.920 1/13-12/16 | | | | | | | | | | | | | | | | | | | | |
| 19-2828 | | | F | | | | | | | 40 | 67,93 | | | | | | 20,13 | | | |
| 19-2940 | | | R | | | | | | | 49 | 91 | 126 | | | | 50 | 38,5 | | | |
| E 200 CDI / BlueTEC (212.005, 212.006) (100 kW) Eng.OM 651.925 1/09-12/15 | | | | | | | | | | | | | | | | | | | | |
| 19-2828 | | | F | | | | | | | 40 | 67,93 | | | | | | 20,13 | | | |
| 19-2940 | | | R | | | | | | | 49 | 91 | 126 | | | | 50 | 38,5 | | | |
| E 200 CGI (212.048, 212.148) (135 kW) Eng.M 271.820, M 271.860 8/09-12/15 | | | | | | | | | | | | | | | | | | | | |
| 19-2828 | | | F | | | | | | | 40 | 67,93 | | | | | | 20,13 | | | |
| 19-2940 | | | R | | | | | | | 49 | 91 | 126 | | | | 50 | 38,5 | | | |
| E 200 NGT (212.035) (115 kW) Eng.M 274.920 7/13-12/15 | | | | | | | | | | | | | | | | | | | | |
| 19-2828 | | | F | | | | | | | 40 | 67,93 | | | | | | 20,13 | | | |
| 19-2940 | | | R | | | | | | | 49 | 91 | 126 | | | | 50 | 38,5 | | | |
| E 200 NGT (212.041) (120 kW) Eng.M 271.958 3/11-12/15 | | | | | | | | | | | | | | | | | | | | |
| 19-2828 | | | F | | | | | | | 40 | 67,93 | | | | | | 20,13 | | | |
| 19-2940 | | | R | | | | | | | 49 | 91 | 126 | | | | 50 | 38,5 | | | |
| E 220 BlueTEC (212.001) (130 kW) Eng.OM 651.924 5/14-12/15 | | | | | | | | | | | | | | | | | | | | |
| 19-2828 | | | F | | | | | | | 40 | 67,93 | | | | | | 20,13 | | | |
| 19-2940 | | | R | | | | | | | 49 | 91 | 126 | | | | 50 | 38,5 | | | |
| E 220 BlueTEC 4-matic (212.011) (125 kW) Eng.OM 651.924 1/15-12/15 | | | | | | | | | | | | | | | | | | | | |
| 19-2940 | | | R | | | | | | | 49 | 91 | 126 | | | | 50 | 38,5 | | | |
| E 220 CDI (120 kW) Eng.OM 651.924 1/09-12/15 | | | | | | | | | | | | | | | | | | | | |
| 19-2828 | | | F | | | | | | | 40 | 67,93 | | | | | | 20,13 | | | |
| 19-2940 | | | R | | | | | | | 49 | 91 | 126 | | | | 50 | 38,5 | | | |
| E 220 CDI / BlueTEC (212.001, 212.002) (125 kW) Eng.OM 651.924 1/09-12/16 | | | | | | | | | | | | | | | | | | | | |
| 19-2828 | | | F | | | | | | | 40 | 67,93 | | | | | | 20,13 | | | |
| 19-2940 | | | R | | | | | | | 49 | 91 | 126 | | | | 50 | 38,5 | | | |
| E 250 (212.036) (155 kW) Eng.M 274.920 1/13-12/16 | | | | | | | | | | | | | | | | | | | | |
| 19-2828 | | | F | | | | | | | 40 | 67,93 | | | | | | 20,13 | | | |
| 19-2940 | | | R | | | | | | | 49 | 91 | 126 | | | | 50 | 38,5 | | | |

MERCEDES BENZ

| METELLI ref | Spare Parts | | F/R | L/R | | | ABS | A | B | C | D | E | F | G | H | I | L | M | Fig | NOTE |
|---|-------------|--|-----|-----|--|--|-----|---|---|----|-------|-----|---|---|---|----|-------|---|-----|------|
| E 250 CDI / BlueTEC (212.003, 212.004) (150 kW) Eng.OM 651.924 1/09-12/16 | | | | | | | | | | | | | | | | | | | | |
| 19-2828 | | | F | | | | | | | 40 | 67,93 | | | | | | 20,13 | | | |
| 19-2940 | | | R | | | | | | | 49 | 91 | 126 | | | | 50 | 38,5 | | | |
| E 250 CDI / BlueTEC 4-matic (212.082, 212.097) (150 kW) Eng.OM 651.924 1/11-12/15 | | | | | | | | | | | | | | | | | | | | |
| 19-2940 | | | R | | | | | | | 49 | 91 | 126 | | | | 50 | 38,5 | | | |
| E 250 CGI (212.047, 212.147) (150 kW) Eng.M 271.860 1/09-12/15 | | | | | | | | | | | | | | | | | | | | |
| 19-2828 | | | F | | | | | | | 40 | 67,93 | | | | | | 20,13 | | | |
| 19-2940 | | | R | | | | | | | 49 | 91 | 126 | | | | 50 | 38,5 | | | |
| E 300 (212.054) (170 kW) Eng.M 272.952 1/09-12/13 | | | | | | | | | | | | | | | | | | | | |
| 19-2828 | | | F | | | | | | | 40 | 67,93 | | | | | | 20,13 | | | |
| 19-2940 | | | R | | | | | | | 49 | 91 | 126 | | | | 50 | 38,5 | | | |
| E 300 (212.055) (185 kW) Eng.M 276.952 7/11-12/15 | | | | | | | | | | | | | | | | | | | | |
| 19-2828 | | | F | | | | | | | 40 | 67,93 | | | | | | 20,13 | | | |
| 19-2940 | | | R | | | | | | | 49 | 91 | 126 | | | | 50 | 38,5 | | | |
| E 300 4-matic (212.080) (185 kW) Eng.M 276.952 7/11-12/15 | | | | | | | | | | | | | | | | | | | | |
| 19-2940 | | | R | | | | | | | 49 | 91 | 126 | | | | 50 | 38,5 | | | |
| E 300 CDI (212.020) (150 kW) Eng.OM 642.850 12/09-12/10 | | | | | | | | | | | | | | | | | | | | |
| 19-2828 | | | F | | | | | | | 40 | 67,93 | | | | | | 20,13 | | | |
| 19-2940 | | | R | | | | | | | 49 | 91 | 126 | | | | 50 | 38,5 | | | |
| E 300 CDI / BlueTEC (212.020, 212.021, 212.027) (170 kW) Eng.OM 642.850, OM 642.852 3/11-12/15 | | | | | | | | | | | | | | | | | | | | |
| 19-2828 | | | F | | | | | | | 40 | 67,93 | | | | | | 20,13 | | | |
| 19-2940 | | | R | | | | | | | 49 | 91 | 126 | | | | 50 | 38,5 | | | |
| E 300 Hybrid / BlueTEC Hybrid (212.098) (150 kW) Eng.OM 651.924 12/11-12/16 | | | | | | | | | | | | | | | | | | | | |
| 19-2828 | | | F | | | | | | | 40 | 67,93 | | | | | | 20,13 | | | |
| 19-2940 | | | R | | | | | | | 49 | 91 | 126 | | | | 50 | 38,5 | | | |
| E 350 (212.056) (200 kW) Eng.M 272.980 1/09-12/13 | | | | | | | | | | | | | | | | | | | | |
| 19-2828 | | | F | | | | | | | 40 | 67,93 | | | | | | 20,13 | | | |
| 19-2940 | | | R | | | | | | | 49 | 91 | 126 | | | | 50 | 38,5 | | | |

MERCEDES BENZ

| METELLI ref | Spare Parts | F/R | L/R | ABS | A | B | C | D | E | F | G | H | I | L | M | Fig | NOTE |
|---|-------------|-----|-----|-----|---|---|----|-------|-----|---|---|---|----|-------|---|-----|------|
| E 350 (212.059) (225 kW) Eng.M 276.952 9/11-12/15 | | | | | | | | | | | | | | | | | |
| 19-2828 | | F | | | | | 40 | 67,93 | | | | | | 20,13 | | | |
| 19-2940 | | R | | | | | 49 | 91 | 126 | | | | 50 | 38,5 | | | |
| E 350 4-matic (212.087) (200 kW) Eng.M 272.977 1/09-8/11 | | | | | | | | | | | | | | | | | |
| 19-2940 | | R | | | | | 49 | 91 | 126 | | | | 50 | 38,5 | | | |
| E 350 4-matic (212.088) (225 kW) Eng.M 276.952 9/11-12/15 | | | | | | | | | | | | | | | | | |
| 19-2940 | | R | | | | | 49 | 91 | 126 | | | | 50 | 38,5 | | | |
| E 350 BlueTEC (185 kW) Eng.OM 642.852 1/13-12/15 | | | | | | | | | | | | | | | | | |
| 19-2828 | | F | | | | | 40 | 67,93 | | | | | | 20,13 | | | |
| 19-2940 | | R | | | | | 49 | 91 | 126 | | | | 50 | 38,5 | | | |
| E 350 BlueTEC (212.024) (155 kW) Eng.OM 642.850 1/09-12/15 | | | | | | | | | | | | | | | | | |
| 19-2828 | | F | | | | | 40 | 67,93 | | | | | | 20,13 | | | |
| 19-2940 | | R | | | | | 49 | 91 | 126 | | | | 50 | 38,5 | | | |
| E 350 BlueTEC (212.026) (190 kW) Eng.OM 642.852 5/14-12/15 | | | | | | | | | | | | | | | | | |
| 19-2828 | | F | | | | | 40 | 67,93 | | | | | | 20,13 | | | |
| 19-2940 | | R | | | | | 49 | 91 | 126 | | | | 50 | 38,5 | | | |
| E 350 BlueTEC 4-matic (212.094) (185 kW) Eng.OM 642.858 1/13-12/15 | | | | | | | | | | | | | | | | | |
| 19-2940 | | R | | | | | 49 | 91 | 126 | | | | 50 | 38,5 | | | |
| E 350 BlueTEC 4-matic (212.094) (190 kW) Eng.OM 642.858 5/14-12/15 | | | | | | | | | | | | | | | | | |
| 19-2940 | | R | | | | | 49 | 91 | 126 | | | | 50 | 38,5 | | | |
| E 350 CDI (212.023) (195 kW) Eng.OM 642.852 3/11-12/15 | | | | | | | | | | | | | | | | | |
| 19-2828 | | F | | | | | 40 | 67,93 | | | | | | 20,13 | | | |
| 19-2940 | | R | | | | | 49 | 91 | 126 | | | | 50 | 38,5 | | | |
| E 350 CDI (212.025) (170 kW) Eng.OM 642.850 1/09-12/15 | | | | | | | | | | | | | | | | | |
| 19-2828 | | F | | | | | 40 | 67,93 | | | | | | 20,13 | | | |
| 19-2940 | | R | | | | | 49 | 91 | 126 | | | | 50 | 38,5 | | | |
| E 350 CDI 4-matic (212.089) (170 kW) Eng.OM 642.856 9/09-8/11 | | | | | | | | | | | | | | | | | |
| 19-2940 | | R | | | | | 49 | 91 | 126 | | | | 50 | 38,5 | | | |

MERCEDES BENZ

| METELLI ref | Spare Parts | | F/R | L/R | | | ABS | A | B | C | D | E | F | G | H | I | L | M | Fig | NOTE |
|--|-------------|--|-----|-----|--|--|-----|---|---|----|-------|-----|---|---|---|---|-------|------|-----|------|
| E 350 CDI 4-matic (212.093) (195 kW) Eng.OM 642.858 3/11-12/15 | | | | | | | | | | | | | | | | | | | | |
| 19-2940 | | | R | | | | | | | 49 | 91 | 126 | | | | | 50 | 38,5 | | |
| E 350 CGI (212.057) (215 kW) Eng.M 272.982, M 272.983 1/09-8/11 | | | | | | | | | | | | | | | | | | | | |
| 19-2828 | | | F | | | | | | | 40 | 67,93 | | | | | | 20,13 | | | |
| 19-2940 | | | R | | | | | | | 49 | 91 | 126 | | | | | 50 | 38,5 | | |
| E 400 (212.061) (245 kW) Eng.M 276.850 7/14-12/15 | | | | | | | | | | | | | | | | | | | | |
| 19-2828 | | | F | | | | | | | 40 | 67,93 | | | | | | 20,13 | | | |
| 19-2940 | | | R | | | | | | | 49 | 91 | 126 | | | | | 50 | 38,5 | | |
| E 400 (212.065) (245 kW) Eng.M 276.820 1/13-12/16 | | | | | | | | | | | | | | | | | | | | |
| 19-2828 | | | F | | | | | | | 40 | 67,93 | | | | | | 20,13 | | | |
| 19-2940 | | | R | | | | | | | 49 | 91 | 126 | | | | | 50 | 38,5 | | |
| E 400 4-matic (212.067) (245 kW) Eng.M 276.820 1/13-12/16 | | | | | | | | | | | | | | | | | | | | |
| 19-2940 | | | R | | | | | | | 49 | 91 | 126 | | | | | 50 | 38,5 | | |
| E 400 4-matic (212.099) (245 kW) Eng.M 276.850 7/14-12/15 | | | | | | | | | | | | | | | | | | | | |
| 19-2940 | | | R | | | | | | | 49 | 91 | 126 | | | | | 50 | 38,5 | | |
| E 500 (212.072) (285 kW) Eng.M 273.971 1/09-12/11 | | | | | | | | | | | | | | | | | | | | |
| 19-2828 | | | F | | | | | | | 40 | 67,93 | | | | | | 20,13 | | | |
| 19-2940 | | | R | | | | | | | 49 | 91 | 126 | | | | | 50 | 38,5 | | |
| E 500 (212.073) (300 kW) Eng.M 278.922 9/11-12/15 | | | | | | | | | | | | | | | | | | | | |
| 19-2828 | | | F | | | | | | | 40 | 67,93 | | | | | | 20,13 | | | |
| 19-2940 | | | R | | | | | | | 49 | 91 | 126 | | | | | 50 | 38,5 | | |
| E 500 4-matic (212.090) (285 kW) Eng.M 273.970 1/09-12/11 | | | | | | | | | | | | | | | | | | | | |
| 19-2940 | | | R | | | | | | | 49 | 91 | 126 | | | | | 50 | 38,5 | | |
| E 500 4-matic (212.091) (300 kW) Eng.M 278.922 9/11-12/15 | | | | | | | | | | | | | | | | | | | | |
| 19-2940 | | | R | | | | | | | 49 | 91 | 126 | | | | | 50 | 38,5 | | |
| E 63 AMG (212.074) (386 kW) Eng.M 157.980, M 157.981 2/11-12/16 | | | | | | | | | | | | | | | | | | | | |
| 19-2828 | | | F | | | | | | | 40 | 67,93 | | | | | | 20,13 | | | |
| 19-2940 | | | R | | | | | | | 49 | 91 | 126 | | | | | 50 | 38,5 | | |

MERCEDES BENZ

| METELLI ref | Spare Parts | | F/R | L/R | | | ABS | A | B | C | D | E | F | G | H | I | L | M | Fig | NOTE |
|--|-------------|--|-----|-----|--|--|-----|---|---|----|-------|-----|---|---|---|---|-------|------|-----|------|
| E 63 AMG (212.074) (410 kW) Eng.M 157.981 2/11-12/16 | | | | | | | | | | | | | | | | | | | | |
| 19-2828 | | | F | | | | | | | 40 | 67,93 | | | | | | 20,13 | | | |
| 19-2940 | | | R | | | | | | | 49 | 91 | 126 | | | | | 50 | 38,5 | | |
| E 63 AMG (212.075) (430 kW) Eng.M 157.981 2/13-12/16 | | | | | | | | | | | | | | | | | | | | |
| 19-2828 | | | F | | | | | | | 40 | 67,93 | | | | | | 20,13 | | | |
| 19-2940 | | | R | | | | | | | 49 | 91 | 126 | | | | | 50 | 38,5 | | |
| E 63 AMG (212.077) (386 kW) Eng.M 156.985 12/09-12/15 | | | | | | | | | | | | | | | | | | | | |
| 19-2828 | | | F | | | | | | | 40 | 67,93 | | | | | | 20,13 | | | |
| 19-2940 | | | R | | | | | | | 49 | 91 | 126 | | | | | 50 | 38,5 | | |
| E 63 AMG 4-matic (212.076) (430 kW) Eng.M 157.981 2/13-12/16 | | | | | | | | | | | | | | | | | | | | |
| 19-2940 | | | R | | | | | | | 49 | 91 | 126 | | | | | 50 | 38,5 | | |
| E 63 AMG 4-matic (212.092) (410 kW) Eng.M 157.981 1/13-12/16 | | | | | | | | | | | | | | | | | | | | |
| 19-2940 | | | R | | | | | | | 49 | 91 | 126 | | | | | 50 | 38,5 | | |
| Classe E IV Cabrio (A207) 1/10-1/70 | | | | | | | | | | | | | | | | | | | | |
| E 200 (207.434) (135 kW) Eng.M 274.920 3/13-12/16 | | | | | | | | | | | | | | | | | | | | |
| 19-2827 | | | F | | | | | | | 22 | 50 | | | | | | 18,5 | | | |
| 19-2942 | | | R | | | | | | | 49 | 93 | 126 | | | | | 42 | | | |
| E 200 CGI (207.448) (135 kW) Eng.M 271.820, M 271.860 1/10-12/16 | | | | | | | | | | | | | | | | | | | | |
| 19-2827 | | | F | | | | | | | 22 | 50 | | | | | | 18,5 | | | |
| 19-2942 | | | R | | | | | | | 49 | 93 | 126 | | | | | 42 | | | |
| E 220 BlueTEC (207.401) (130 kW) Eng.OM 651.911 5/14-12/16 | | | | | | | | | | | | | | | | | | | | |
| 19-2827 | | | F | | | | | | | 22 | 50 | | | | | | 18,5 | | | |
| 19-2942 | | | R | | | | | | | 49 | 93 | 126 | | | | | 42 | | | |
| E 220 CDI (207.402) (120 kW) Eng.OM 651.911 2/10-12/16 | | | | | | | | | | | | | | | | | | | | |
| 19-2827 | | | F | | | | | | | 22 | 50 | | | | | | 18,5 | | | |
| 19-2942 | | | R | | | | | | | 49 | 93 | 126 | | | | | 42 | | | |
| E 220 CDI / BlueTEC / d (207.402, 207.401) (125 kW) Eng.OM 651.911 1/10-12/16 | | | | | | | | | | | | | | | | | | | | |
| 19-2827 | | | F | | | | | | | 22 | 50 | | | | | | 18,5 | | | |

MERCEDES BENZ

| METELLI ref | Spare Parts | | F/R | L/R | | ABS | A | B | C | D | E | F | G | H | I | L | M | Fig | NOTE |
|--|-------------|--|-----|-----|--|-----|---|---|----|----|-----|---|---|---|---|------|---|-----|------|
| 19-2942 | | | R | | | | | | 49 | 93 | 126 | | | | | 42 | | | |
| E 250 (207.436) (155 kW) Eng.M 274.920 6/13-12/16 | | | | | | | | | | | | | | | | | | | |
| 19-2827 | | | F | | | | | | 22 | 50 | | | | | | 18,5 | | | |
| 19-2942 | | | R | | | | | | 49 | 93 | 126 | | | | | 42 | | | |
| E 250 CDI / BlueTEC / d (207.403, 207.404) (150 kW) Eng.OM 651.911 1/10-12/16 | | | | | | | | | | | | | | | | | | | |
| 19-2827 | | | F | | | | | | 22 | 50 | | | | | | 18,5 | | | |
| 19-2942 | | | R | | | | | | 49 | 93 | 126 | | | | | 42 | | | |
| E 250 CGI (207.447) (150 kW) Eng.M 271.860 1/10-12/16 | | | | | | | | | | | | | | | | | | | |
| 19-2827 | | | F | | | | | | 22 | 50 | | | | | | 18,5 | | | |
| 19-2942 | | | R | | | | | | 49 | 93 | 126 | | | | | 42 | | | |
| E 300 (207.455) (185 kW) Eng.M 276.957 4/11-12/16 | | | | | | | | | | | | | | | | | | | |
| 19-2827 | | | F | | | | | | 22 | 50 | | | | | | 18,5 | | | |
| 19-2942 | | | R | | | | | | 49 | 93 | 126 | | | | | 42 | | | |
| E 320 (207.462) (200 kW) Eng.M 276.820 7/14-12/16 | | | | | | | | | | | | | | | | | | | |
| 19-2827 | | | F | | | | | | 22 | 50 | | | | | | 18,5 | | | |
| 19-2942 | | | R | | | | | | 49 | 93 | 126 | | | | | 42 | | | |
| E 350 (207.356) (200 kW) Eng.M 272.961, M 272.988 3/10-12/11 | | | | | | | | | | | | | | | | | | | |
| 19-2827 | | | F | | | | | | 22 | 50 | | | | | | 18,5 | | | |
| 19-2942 | | | R | | | | | | 49 | 93 | 126 | | | | | 42 | | | |
| E 350 (207.459) (225 kW) Eng.M 276.957 4/11-12/14 | | | | | | | | | | | | | | | | | | | |
| 19-2827 | | | F | | | | | | 22 | 50 | | | | | | 18,5 | | | |
| 19-2942 | | | R | | | | | | 49 | 93 | 126 | | | | | 42 | | | |
| E 350 BlueTEC (207.426) (185 kW) Eng.OM 642.838 6/13-12/16 | | | | | | | | | | | | | | | | | | | |
| 19-2827 | | | F | | | | | | 22 | 50 | | | | | | 18,5 | | | |
| 19-2942 | | | R | | | | | | 49 | 93 | 126 | | | | | 42 | | | |
| E 350 BlueTEC/ d (207.426) (190 kW) Eng.OM 642.838 5/14-12/16 | | | | | | | | | | | | | | | | | | | |
| 19-2827 | | | F | | | | | | 22 | 50 | | | | | | 18,5 | | | |
| 19-2942 | | | R | | | | | | 49 | 93 | 126 | | | | | 42 | | | |

MERCEDES BENZ

| METELLI ref | Spare Parts | | F/R | L/R | | | ABS | A | B | C | D | E | F | G | H | I | L | M | Fig | NOTE |
|--|-------------|--|-----|-----|--|--|-----|---|---|----|----|-----|---|---|---|---|---|---|------|------|
| E 220 BlueTEC (207.301) (130 kW) Eng.OM 651.911 5/14-12/16 | | | | | | | | | | | | | | | | | | | | |
| 19-2827 | | | F | | | | | | | 22 | 50 | | | | | | | | 18,5 | |
| 19-2942 | | | R | | | | | | | 49 | 93 | 126 | | | | | | | 42 | |
| E 220 CDI (120 kW) Eng.OM 651.911 2/10-12/14 | | | | | | | | | | | | | | | | | | | | |
| 19-2827 | | | F | | | | | | | 22 | 50 | | | | | | | | 18,5 | |
| 19-2942 | | | R | | | | | | | 49 | 93 | 126 | | | | | | | 42 | |
| E 220 CDI / d (207.302, 207.301) (125 kW) Eng.OM 651.911 1/10-12/16 | | | | | | | | | | | | | | | | | | | | |
| 19-2827 | | | F | | | | | | | 22 | 50 | | | | | | | | 18,5 | |
| 19-2942 | | | R | | | | | | | 49 | 93 | 126 | | | | | | | 42 | |
| E 250 (207.336) (155 kW) Eng.M 274.920 6/13-12/16 | | | | | | | | | | | | | | | | | | | | |
| 19-2827 | | | F | | | | | | | 22 | 50 | | | | | | | | 18,5 | |
| 19-2942 | | | R | | | | | | | 49 | 93 | 126 | | | | | | | 42 | |
| E 250 CDI / BlueTEC / d (207.303, 207.304) (150 kW) Eng.OM 651.911 1/09-12/16 | | | | | | | | | | | | | | | | | | | | |
| 19-2827 | | | F | | | | | | | 22 | 50 | | | | | | | | 18,5 | |
| 19-2942 | | | R | | | | | | | 49 | 93 | 126 | | | | | | | 42 | |
| E 250 CGI (207.347) (150 kW) Eng.M 271.860 1/09-12/16 | | | | | | | | | | | | | | | | | | | | |
| 19-2827 | | | F | | | | | | | 22 | 50 | | | | | | | | 18,5 | |
| 19-2942 | | | R | | | | | | | 49 | 93 | 126 | | | | | | | 42 | |
| E 300 (207.355) (185 kW) Eng.M 276.957 4/11-6/16 | | | | | | | | | | | | | | | | | | | | |
| 19-2827 | | | F | | | | | | | 22 | 50 | | | | | | | | 18,5 | |
| 19-2942 | | | R | | | | | | | 49 | 93 | 126 | | | | | | | 42 | |
| E 320 (207.362) (200 kW) Eng.M 276.820 7/14-12/16 | | | | | | | | | | | | | | | | | | | | |
| 19-2827 | | | F | | | | | | | 22 | 50 | | | | | | | | 18,5 | |
| 19-2942 | | | R | | | | | | | 49 | 93 | 126 | | | | | | | 42 | |
| E 350 (207.356) (200 kW) Eng.M 272.961, M 272.988 1/10-12/11 | | | | | | | | | | | | | | | | | | | | |
| 19-2827 | | | F | | | | | | | 22 | 50 | | | | | | | | 18,5 | |
| 19-2942 | | | R | | | | | | | 49 | 93 | 126 | | | | | | | 42 | |
| E 350 (207.359) (225 kW) Eng.M 276.957 4/11-12/14 | | | | | | | | | | | | | | | | | | | | |
| 19-2827 | | | F | | | | | | | 22 | 50 | | | | | | | | 18,5 | |

MERCEDES BENZ

| METELLI ref | Spare Parts | | F/R | L/R | | ABS | A | B | C | D | E | F | G | H | I | L | M | Fig | NOTE |
|---|-------------|--|-----|-----|--|-----|---|---|----|----|-----|---|---|---|---|------|---|-----|------|
| 19-2942 | | | R | | | | | | 49 | 93 | 126 | | | | | 42 | | | |
| E 350 4-matic (207.388) (225 kW) Eng.M 276.957 2/13-12/16 | | | | | | | | | | | | | | | | | | | |
| 19-2827 | | | F | | | | | | 22 | 50 | | | | | | 18,5 | | | |
| 19-2942 | | | R | | | | | | 49 | 93 | 126 | | | | | 42 | | | |
| E 350 BlueTEC (185 kW) Eng.OM 642.838 6/13-12/16 | | | | | | | | | | | | | | | | | | | |
| 19-2827 | | | F | | | | | | 22 | 50 | | | | | | 18,5 | | | |
| 19-2942 | | | R | | | | | | 49 | 93 | 126 | | | | | 42 | | | |
| E 350 BlueTEC / d (207.326) (190 kW) Eng.OM 642.838 5/14-12/16 | | | | | | | | | | | | | | | | | | | |
| 19-2827 | | | F | | | | | | 22 | 50 | | | | | | 18,5 | | | |
| 19-2942 | | | R | | | | | | 49 | 93 | 126 | | | | | 42 | | | |
| E 350 CDI (195 kW) Eng.OM 642.838 6/11-6/13 | | | | | | | | | | | | | | | | | | | |
| 19-2827 | | | F | | | | | | 22 | 50 | | | | | | 18,5 | | | |
| 19-2942 | | | R | | | | | | 49 | 93 | 126 | | | | | 42 | | | |
| E 350 CDI (207.322) (170 kW) Eng.OM 642.836 1/09-6/11 | | | | | | | | | | | | | | | | | | | |
| 19-2827 | | | F | | | | | | 22 | 50 | | | | | | 18,5 | | | |
| 19-2942 | | | R | | | | | | 49 | 93 | 126 | | | | | 42 | | | |
| E 350 CGI (207.357) (215 kW) Eng.M 272.982, M 272.984 1/09-12/11 | | | | | | | | | | | | | | | | | | | |
| 19-2827 | | | F | | | | | | 22 | 50 | | | | | | 18,5 | | | |
| 19-2942 | | | R | | | | | | 49 | 93 | 126 | | | | | 42 | | | |
| E 400 (207.361) (245 kW) Eng.M 276.850 7/14-12/16 | | | | | | | | | | | | | | | | | | | |
| 19-2827 | | | F | | | | | | 22 | 50 | | | | | | 18,5 | | | |
| 19-2942 | | | R | | | | | | 49 | 93 | 126 | | | | | 42 | | | |
| E 400 (245 kW) Eng.M 276.820 6/13-12/16 | | | | | | | | | | | | | | | | | | | |
| 19-2827 | | | F | | | | | | 22 | 50 | | | | | | 18,5 | | | |
| 19-2942 | | | R | | | | | | 49 | 93 | 126 | | | | | 42 | | | |
| E 500 (207.372) (285 kW) Eng.M 273.966 1/09-12/16 | | | | | | | | | | | | | | | | | | | |
| 19-2827 | | | F | | | | | | 22 | 50 | | | | | | 18,5 | | | |
| 19-2942 | | | R | | | | | | 49 | 93 | 126 | | | | | 42 | | | |

MERCEDES BENZ

| METELLI ref | Spare Parts | | F/R | L/R | | | ABS | A | B | C | D | E | F | G | H | I | L | M | Fig | NOTE |
|---|-------------|--|-----|-----|--|--|-----|---|---|----|-------|-----|---|---|---|---|---|---|-------|------|
| E 500 (207.373) (300 kW) Eng.M 278.922 9/11-12/16 | | | | | | | | | | | | | | | | | | | | |
| 19-2827 | | | F | | | | | | | 22 | 50 | | | | | | | | 18,5 | |
| 19-2942 | | | R | | | | | | | 49 | 93 | 126 | | | | | | | 42 | |
| Classe E IV T-Model (S212) 8/09-1/70 | | | | | | | | | | | | | | | | | | | | |
| E 200 (212.234) (135 kW) Eng.M 274.920 11/12-12/16 | | | | | | | | | | | | | | | | | | | | |
| 19-2828 | | | F | | | | | | | 40 | 67,93 | | | | | | | | 20,13 | |
| 19-2940 | | | R | | | | | | | 49 | 91 | 126 | | | | | | | 50 | 38,5 |
| E 200 CDI / BlueTEC (212.205, 212.206) (100 kW) Eng.OM 651.925 11/09-12/16 | | | | | | | | | | | | | | | | | | | | |
| 19-2828 | | | F | | | | | | | 40 | 67,93 | | | | | | | | 20,13 | |
| 19-2940 | | | R | | | | | | | 49 | 91 | 126 | | | | | | | 50 | 38,5 |
| E 200 CGI (212.248) (135 kW) Eng.M 271.860 11/09-12/16 | | | | | | | | | | | | | | | | | | | | |
| 19-2828 | | | F | | | | | | | 40 | 67,93 | | | | | | | | 20,13 | |
| 19-2940 | | | R | | | | | | | 49 | 91 | 126 | | | | | | | 50 | 38,5 |
| E 220 BlueTEC (130 kW) Eng.OM 651.924 5/15-12/16 | | | | | | | | | | | | | | | | | | | | |
| 19-2828 | | | F | | | | | | | 40 | 67,93 | | | | | | | | 20,13 | |
| 19-2940 | | | R | | | | | | | 49 | 91 | 126 | | | | | | | 50 | 38,5 |
| E 220 BlueTEC 4-matic (212.211) (125 kW) Eng.OM 651.924 12/14-12/16 | | | | | | | | | | | | | | | | | | | | |
| 19-2940 | | | R | | | | | | | 49 | 91 | 126 | | | | | | | 50 | 38,5 |
| E 220 CDI (212.202) (120 kW) Eng.OM 651.924 8/09-8/14 | | | | | | | | | | | | | | | | | | | | |
| 19-2828 | | | F | | | | | | | 40 | 67,93 | | | | | | | | 20,13 | |
| 19-2940 | | | R | | | | | | | 49 | 91 | 126 | | | | | | | 50 | 38,5 |
| E 220 CDI / BlueTEC (212.202, 212.201) (125 kW) Eng.OM 651.924 11/09-12/16 | | | | | | | | | | | | | | | | | | | | |
| 19-2828 | | | F | | | | | | | 40 | 67,93 | | | | | | | | 20,13 | |
| 19-2940 | | | R | | | | | | | 49 | 91 | 126 | | | | | | | 50 | 38,5 |
| E 250 (212.236) (155 kW) Eng.M 274.920 11/12-12/16 | | | | | | | | | | | | | | | | | | | | |
| 19-2828 | | | F | | | | | | | 40 | 67,93 | | | | | | | | 20,13 | |
| 19-2940 | | | R | | | | | | | 49 | 91 | 126 | | | | | | | 50 | 38,5 |

MERCEDES BENZ

| METELLI ref | Spare Parts | | F/R | L/R | | | ABS | A | B | C | D | E | F | G | H | I | L | M | Fig | NOTE |
|---|-------------|--|-----|-----|--|--|-----|---|---|----|-------|-----|---|---|---|----|-------|---|-----|------|
| E 250 CDI / BlueTEC (212.203, 212.204) (150 kW) Eng.OM 651.924 11/09-12/16 | | | | | | | | | | | | | | | | | | | | |
| 19-2828 | | | F | | | | | | | 40 | 67,93 | | | | | | 20,13 | | | |
| 19-2940 | | | R | | | | | | | 49 | 91 | 126 | | | | 50 | 38,5 | | | |
| E 250 CDI / BlueTEC 4-matic (212.282, 212.297) (150 kW) Eng.OM 651.924 7/10-12/16 | | | | | | | | | | | | | | | | | | | | |
| 19-2940 | | | R | | | | | | | 49 | 91 | 126 | | | | 50 | 38,5 | | | |
| E 250 CGI (212.247) (150 kW) Eng.M 271.860 11/09-12/13 | | | | | | | | | | | | | | | | | | | | |
| 19-2828 | | | F | | | | | | | 40 | 67,93 | | | | | | 20,13 | | | |
| 19-2940 | | | R | | | | | | | 49 | 91 | 126 | | | | 50 | 38,5 | | | |
| E 300 (212.254) (170 kW) Eng.M 272.952 11/09-12/11 | | | | | | | | | | | | | | | | | | | | |
| 19-2828 | | | F | | | | | | | 40 | 67,93 | | | | | | 20,13 | | | |
| 19-2940 | | | R | | | | | | | 49 | 91 | 126 | | | | 50 | 38,5 | | | |
| E 300 (212.255) (185 kW) Eng.M 276.952 7/11-12/16 | | | | | | | | | | | | | | | | | | | | |
| 19-2828 | | | F | | | | | | | 40 | 67,93 | | | | | | 20,13 | | | |
| 19-2940 | | | R | | | | | | | 49 | 91 | 126 | | | | 50 | 38,5 | | | |
| E 300 4-matic (212.280) (185 kW) Eng.M 276.952 7/11-12/16 | | | | | | | | | | | | | | | | | | | | |
| 19-2940 | | | R | | | | | | | 49 | 91 | 126 | | | | 50 | 38,5 | | | |
| E 300 CDI (212.220) (150 kW) Eng.OM 642.850 12/09-12/10 | | | | | | | | | | | | | | | | | | | | |
| 19-2828 | | | F | | | | | | | 40 | 67,93 | | | | | | 20,13 | | | |
| 19-2940 | | | R | | | | | | | 49 | 91 | 126 | | | | 50 | 38,5 | | | |
| E 300 CDI / BlueTEC (212.227, 212.221) (170 kW) Eng.OM 642.850, OM 642.852 11/09-12/16 | | | | | | | | | | | | | | | | | | | | |
| 19-2828 | | | F | | | | | | | 40 | 67,93 | | | | | | 20,13 | | | |
| 19-2940 | | | R | | | | | | | 49 | 91 | 126 | | | | 50 | 38,5 | | | |
| E 300 Hybrid / BlueTEC Hybrid (212.298) (150 kW) Eng.OM 651.924 12/11-12/16 | | | | | | | | | | | | | | | | | | | | |
| 19-2828 | | | F | | | | | | | 40 | 67,93 | | | | | | 20,13 | | | |
| 19-2940 | | | R | | | | | | | 49 | 91 | 126 | | | | 50 | 38,5 | | | |
| E 350 (212.256) (200 kW) Eng.M 272.980 8/09-12/11 | | | | | | | | | | | | | | | | | | | | |
| 19-2828 | | | F | | | | | | | 40 | 67,93 | | | | | | 20,13 | | | |
| 19-2940 | | | R | | | | | | | 49 | 91 | 126 | | | | 50 | 38,5 | | | |

MERCEDES BENZ

| METELLI ref | Spare Parts | F/R | L/R | ABS | A | B | C | D | E | F | G | H | I | L | M | Fig | NOTE |
|---|-------------|-----|-----|-----|---|---|----|-------|-----|---|---|---|----|-------|---|-----|------|
| E 350 (212.259) (225 kW) Eng.M 276.952 9/11-12/14 | | | | | | | | | | | | | | | | | |
| 19-2828 | | F | | | | | 40 | 67,93 | | | | | | 20,13 | | | |
| 19-2940 | | R | | | | | 49 | 91 | 126 | | | | 50 | 38,5 | | | |
| E 350 4-matic (212.287) (200 kW) Eng.M 272.977 11/09-12/11 | | | | | | | | | | | | | | | | | |
| 19-2940 | | R | | | | | 49 | 91 | 126 | | | | 50 | 38,5 | | | |
| E 350 4-matic (212.288, 212.287) (225 kW) Eng.M 276.952 9/11-12/16 | | | | | | | | | | | | | | | | | |
| 19-2940 | | R | | | | | 49 | 91 | 126 | | | | 50 | 38,5 | | | |
| E 350 BlueTEC (185 kW) Eng.OM 642.852 11/12-12/16 | | | | | | | | | | | | | | | | | |
| 19-2828 | | F | | | | | 40 | 67,93 | | | | | | 20,13 | | | |
| 19-2940 | | R | | | | | 49 | 91 | 126 | | | | 50 | 38,5 | | | |
| E 350 BlueTEC (212.224) (155 kW) Eng.OM 642.850 11/09-12/13 | | | | | | | | | | | | | | | | | |
| 19-2828 | | F | | | | | 40 | 67,93 | | | | | | 20,13 | | | |
| 19-2940 | | R | | | | | 49 | 91 | 126 | | | | 50 | 38,5 | | | |
| E 350 BlueTEC (212.226) (190 kW) Eng.OM 642.852 7/14-12/16 | | | | | | | | | | | | | | | | | |
| 19-2828 | | F | | | | | 40 | 67,93 | | | | | | 20,13 | | | |
| 19-2940 | | R | | | | | 49 | 91 | 126 | | | | 50 | 38,5 | | | |
| E 350 BlueTEC 4-matic (185 kW) Eng.OM 642.858 11/12-12/16 | | | | | | | | | | | | | | | | | |
| 19-2940 | | R | | | | | 49 | 91 | 126 | | | | 50 | 38,5 | | | |
| E 350 BlueTEC 4-matic (212.294) (190 kW) Eng.OM 642.852, OM 642.858 7/14-12/16 | | | | | | | | | | | | | | | | | |
| 19-2940 | | R | | | | | 49 | 91 | 126 | | | | 50 | 38,5 | | | |
| E 350 CDI (212.223) (195 kW) Eng.OM 642.852 7/11-12/13 | | | | | | | | | | | | | | | | | |
| 19-2828 | | F | | | | | 40 | 67,93 | | | | | | 20,13 | | | |
| 19-2940 | | R | | | | | 49 | 91 | 126 | | | | 50 | 38,5 | | | |
| E 350 CDI (212.225) (170 kW) Eng.OM 642.850 11/09-12/11 | | | | | | | | | | | | | | | | | |
| 19-2828 | | F | | | | | 40 | 67,93 | | | | | | 20,13 | | | |
| 19-2940 | | R | | | | | 49 | 91 | 126 | | | | 50 | 38,5 | | | |
| E 350 CDI 4-matic (212.289) (170 kW) Eng.OM 642.856 11/09-12/11 | | | | | | | | | | | | | | | | | |
| 19-2940 | | R | | | | | 49 | 91 | 126 | | | | 50 | 38,5 | | | |

MERCEDES BENZ

| METELLI ref | Spare Parts | | F/R | L/R | | | ABS | A | B | C | D | E | F | G | H | I | L | M | Fig | NOTE |
|---|-------------|--|-----|-----|--|--|-----|---|---|----|-------|-----|---|---|---|---|-------|------|-----|------|
| E 350 CDI 4-matic (212.293) (195 kW) Eng.OM 642.858 7/11-12/13 | | | | | | | | | | | | | | | | | | | | |
| 19-2940 | | | R | | | | | | | 49 | 91 | 126 | | | | | 50 | 38,5 | | |
| E 350 CGI (212.257) (215 kW) Eng.M 272.983 11/09-12/11 | | | | | | | | | | | | | | | | | | | | |
| 19-2828 | | | F | | | | | | | 40 | 67,93 | | | | | | 20,13 | | | |
| 19-2940 | | | R | | | | | | | 49 | 91 | 126 | | | | | 50 | 38,5 | | |
| E 400 (212.261) (245 kW) Eng.M 276.850 7/14-12/16 | | | | | | | | | | | | | | | | | | | | |
| 19-2828 | | | F | | | | | | | 40 | 67,93 | | | | | | 20,13 | | | |
| 19-2940 | | | R | | | | | | | 49 | 91 | 126 | | | | | 50 | 38,5 | | |
| E 400 (245 kW) Eng.M 276.820 1/13-12/16 | | | | | | | | | | | | | | | | | | | | |
| 19-2828 | | | F | | | | | | | 40 | 67,93 | | | | | | 20,13 | | | |
| 19-2940 | | | R | | | | | | | 49 | 91 | 126 | | | | | 50 | 38,5 | | |
| E 400 4-matic (212.299) (245 kW) Eng.M 276.850 7/14-12/16 | | | | | | | | | | | | | | | | | | | | |
| 19-2940 | | | R | | | | | | | 49 | 91 | 126 | | | | | 50 | 38,5 | | |
| E 400 4-matic (245 kW) Eng.M 276.820 1/13-12/16 | | | | | | | | | | | | | | | | | | | | |
| 19-2940 | | | R | | | | | | | 49 | 91 | 126 | | | | | 50 | 38,5 | | |
| E 500 (212.272) (285 kW) Eng.M 273.971 11/09-12/11 | | | | | | | | | | | | | | | | | | | | |
| 19-2828 | | | F | | | | | | | 40 | 67,93 | | | | | | 20,13 | | | |
| 19-2940 | | | R | | | | | | | 49 | 91 | 126 | | | | | 50 | 38,5 | | |
| E 500 (212.273) (300 kW) Eng.M 278.922 9/11-12/16 | | | | | | | | | | | | | | | | | | | | |
| 19-2828 | | | F | | | | | | | 40 | 67,93 | | | | | | 20,13 | | | |
| 19-2940 | | | R | | | | | | | 49 | 91 | 126 | | | | | 50 | 38,5 | | |
| E 500 4-matic (212.291) (300 kW) Eng.M 278.922 9/11-12/16 | | | | | | | | | | | | | | | | | | | | |
| 19-2940 | | | R | | | | | | | 49 | 91 | 126 | | | | | 50 | 38,5 | | |
| E 63 AMG (212.274) (386 kW) Eng.M 157.981 2/11-12/16 | | | | | | | | | | | | | | | | | | | | |
| 19-2828 | | | F | | | | | | | 40 | 67,93 | | | | | | 20,13 | | | |
| 19-2940 | | | R | | | | | | | 49 | 91 | 126 | | | | | 50 | 38,5 | | |
| E 63 AMG (212.274) (410 kW) Eng.M 157.981 2/11-12/16 | | | | | | | | | | | | | | | | | | | | |
| 19-2828 | | | F | | | | | | | 40 | 67,93 | | | | | | 20,13 | | | |
| 19-2940 | | | R | | | | | | | 49 | 91 | 126 | | | | | 50 | 38,5 | | |

MERCEDES BENZ

| METELLI ref | Spare Parts | | F/R | L/R | | | ABS | A | B | C | D | E | F | G | H | I | L | M | Fig | NOTE |
|--|-------------|--|-----|-----|--|--|-----|---|----|----|-------|-----|---|---|---|---|-------|------|-----|------|
| E 63 AMG (212.275) (430 kW) Eng.M 157.981 2/13-12/16 | | | | | | | | | | | | | | | | | | | | |
| 19-2828 | | | F | | | | | | | 40 | 67,93 | | | | | | 20,13 | | | |
| 19-2940 | | | R | | | | | | | 49 | 91 | 126 | | | | | 50 | 38,5 | | |
| E 63 AMG (212.277) (386 kW) Eng.M 156.985 8/09-12/11 | | | | | | | | | | | | | | | | | | | | |
| 19-2828 | | | F | | | | | | | 40 | 67,93 | | | | | | 20,13 | | | |
| 19-2940 | | | R | | | | | | | 49 | 91 | 126 | | | | | 50 | 38,5 | | |
| E 63 AMG 4-matic (212.276) (430 kW) Eng.M 157.981 2/13-12/16 | | | | | | | | | | | | | | | | | | | | |
| 19-2940 | | | R | | | | | | | 49 | 91 | 126 | | | | | 50 | 38,5 | | |
| E 63 AMG 4-matic (212.292) (410 kW) Eng.M 157.981 2/11-12/16 | | | | | | | | | | | | | | | | | | | | |
| 19-2940 | | | R | | | | | | | 49 | 91 | 126 | | | | | 50 | 38,5 | | |
| Classe E V (W213) 1/16-1/70 | | | | | | | | | | | | | | | | | | | | |
| AMG E 43 4-matic (213.064) (295 kW) Eng.M 276.823 7/16-1/70 | | | | | | | | | | | | | | | | | | | | |
| 19-8182 | | | F | | | | | | 30 | 32 | | 148 | | | | | 67 | | | |
| AMG E 53 EQ Boost 4-matic+ (213.061) (320 kW) Eng.M 256.930 4/18-1/70 | | | | | | | | | | | | | | | | | | | | |
| 19-8182 | | | F | | | | | | 30 | 32 | | 148 | | | | | 67 | | | |
| E 200 4-matic (213.043) (135 kW) Eng.M 274.920 7/16-1/70 | | | | | | | | | | | | | | | | | | | | |
| 19-8182 | | | F | | | | | | 30 | 32 | | 148 | | | | | 67 | | | |
| E 200 EQ Boost 4-matic (213.087) (145 kW) Eng.M 264.920 6/19-1/70 | | | | | | | | | | | | | | | | | | | | |
| 19-8182 | | | F | | | | | | 30 | 32 | | 148 | | | | | 67 | | | |
| E 220 d (213.004) (143 kW) Eng.OM 654.920 1/16-1/70 | | | | | | | | | | | | | | | | | | | | |
| 19-8182 | | | F | | | | | | 30 | 32 | | 148 | | | | | 67 | | | |
| E 220 d 4-matic (213.005) (120 kW) Eng.OM 654.920 10/16-1/70 | | | | | | | | | | | | | | | | | | | | |
| 19-8182 | | | F | | | | | | 30 | 32 | | 148 | | | | | 67 | | | |
| E 220 d 4-matic (213.005) (143 kW) Eng.OM 654.920 10/16-1/70 | | | | | | | | | | | | | | | | | | | | |
| 19-8182 | | | F | | | | | | 30 | 32 | | 148 | | | | | 67 | | | |
| E 350 d 4-matic (213.034) (190 kW) Eng.OM 642.873 6/17-5/18 | | | | | | | | | | | | | | | | | | | | |
| 19-8182 | | | F | | | | | | 30 | 32 | | 148 | | | | | 67 | | | |

MERCEDES BENZ

| METELLI ref | Spare Parts | | F/R | L/R | | | ABS | A | B | C | D | E | F | G | H | I | L | M | Fig | NOTE |
|---|-------------|--|-----|-----|--|--|-----|---|----|----|---|-----|---|---|---|---|---|----|-----|------|
| E 400 4-matic (213.066) (245 kW) Eng.M 276.823 6/16-1/70 | | | | | | | | | | | | | | | | | | | | |
| 19-8182 | | | F | | | | | | 30 | 32 | | 148 | | | | | | 67 | | |
| E 400 4-matic (213.071) (245 kW) Eng.M 276.853 7/16-1/70 | | | | | | | | | | | | | | | | | | | | |
| 19-8182 | | | F | | | | | | 30 | 32 | | 148 | | | | | | 67 | | |
| E 400 d 4-matic (213.023) (250 kW) Eng.OM 656.929 4/18-1/70 | | | | | | | | | | | | | | | | | | | | |
| 19-8182 | | | F | | | | | | 30 | 32 | | 148 | | | | | | 67 | | |
| E 450 4-matic (213.068) (270 kW) Eng.M 276.823 8/18-1/70 | | | | | | | | | | | | | | | | | | | | |
| 19-8182 | | | F | | | | | | 30 | 32 | | 148 | | | | | | 67 | | |
| Classe E V All-Terrain (S213) 1/17-1/70 | | | | | | | | | | | | | | | | | | | | |
| E 220 d 4-matic (213.217) (143 kW) Eng.OM 654.920 1/17-1/70 | | | | | | | | | | | | | | | | | | | | |
| 19-8182 | | | F | | | | | | 30 | 32 | | 148 | | | | | | 67 | | |
| E 350 d 4-matic (213.237) (190 kW) Eng.OM 642.873 6/17-1/70 | | | | | | | | | | | | | | | | | | | | |
| 19-8182 | | | F | | | | | | 30 | 32 | | 148 | | | | | | 67 | | |
| E 400 d 4-matic (213.227) (250 kW) Eng.OM 656.929 8/18-1/70 | | | | | | | | | | | | | | | | | | | | |
| 19-8182 | | | F | | | | | | 30 | 32 | | 148 | | | | | | 67 | | |
| Classe E V Cabrio (A238) 6/17-1/70 | | | | | | | | | | | | | | | | | | | | |
| AMG E53 EQ Boost 4-matic+ (238.461) (320 kW) Eng.M 256.930 5/18-1/70 | | | | | | | | | | | | | | | | | | | | |
| 19-8182 | | | F | | | | | | 30 | 32 | | 148 | | | | | | 67 | | |
| E 200 4-matic (238.443) (135 kW) Eng.M 274.920 10/17-1/70 | | | | | | | | | | | | | | | | | | | | |
| 19-8182 | | | F | | | | | | 30 | 32 | | 148 | | | | | | 67 | | |
| E 200 EQ Boost 4-matic (238.487) (145 kW) Eng.M 264.920 6/19-1/70 | | | | | | | | | | | | | | | | | | | | |
| 19-8182 | | | F | | | | | | 30 | 32 | | 148 | | | | | | 67 | | |
| E 220 d 4-matic (238.415) (143 kW) Eng.OM 654.920 10/17-1/70 | | | | | | | | | | | | | | | | | | | | |
| 19-8182 | | | F | | | | | | 30 | 32 | | 148 | | | | | | 67 | | |

MERCEDES BENZ

| METELLI ref | Spare Parts | | F/R | L/R | | ABS | A | B | C | D | E | F | G | H | I | L | M | Fig | NOTE |
|--|-------------|--|-----|-----|--|-----|---|----|----|---|-----|---|---|---|---|---|---|-----|------|
| E 400 d 4-matic (238.423) (250 kW) Eng.OM 656.929 8/18-1/70 | | | | | | | | | | | | | | | | | | | |
| 19-8182 | | | F | | | | | 30 | 32 | | 148 | | | | | | | 67 | |
| Classe E V Coupe (C238) 12/16-1/70 | | | | | | | | | | | | | | | | | | | |
| AMG E 53 EQ Boost 4-matic+ (238.361) (320 kW) Eng.M 256.930 5/18-1/70 | | | | | | | | | | | | | | | | | | | |
| 19-8182 | | | F | | | | | 30 | 32 | | 148 | | | | | | | 67 | |
| E 200 4-matic (238.343) (135 kW) Eng.M 274.920 6/17-1/70 | | | | | | | | | | | | | | | | | | | |
| 19-8182 | | | F | | | | | 30 | 32 | | 148 | | | | | | | 67 | |
| E 200 EQ Boost 4-matic (238.387) (145 kW) Eng.M 264.920 6/19-1/70 | | | | | | | | | | | | | | | | | | | |
| 19-8182 | | | F | | | | | 30 | 32 | | 148 | | | | | | | 67 | |
| E 220 d 4-matic (238.315) (143 kW) Eng.OM 654.920 3/17-1/70 | | | | | | | | | | | | | | | | | | | |
| 19-8182 | | | F | | | | | 30 | 32 | | 148 | | | | | | | 67 | |
| E 350 d 4-matic (238.334) (190 kW) Eng.OM 642.873 6/17-1/70 | | | | | | | | | | | | | | | | | | | |
| 19-8182 | | | F | | | | | 30 | 32 | | 148 | | | | | | | 67 | |
| E 400 4-matic (238.366) (245 kW) Eng.M 276.823 12/16-1/70 | | | | | | | | | | | | | | | | | | | |
| 19-8182 | | | F | | | | | 30 | 32 | | 148 | | | | | | | 67 | |
| E 400 d 4-matic (238.323) (250 kW) Eng.OM 656.929 8/18-1/70 | | | | | | | | | | | | | | | | | | | |
| 19-8182 | | | F | | | | | 30 | 32 | | 148 | | | | | | | 67 | |
| E 450 4-matic (238.368) (270 kW) Eng.M 276.823 8/18-1/70 | | | | | | | | | | | | | | | | | | | |
| 19-8182 | | | F | | | | | 30 | 32 | | 148 | | | | | | | 67 | |
| Classe E V T-Model (S213) 7/16-1/70 | | | | | | | | | | | | | | | | | | | |
| AMG E 43 4-matic (213.264) (295 kW) Eng.M 276.823 10/16-1/70 | | | | | | | | | | | | | | | | | | | |
| 19-8182 | | | F | | | | | 30 | 32 | | 148 | | | | | | | 67 | |
| AMG E 53 EQ Boost 4-matic+ (213.261) (320 kW) Eng.M 256.930 4/18-1/70 | | | | | | | | | | | | | | | | | | | |
| 19-8182 | | | F | | | | | 30 | 32 | | 148 | | | | | | | 67 | |
| E 200 4-matic (213.243) (135 kW) Eng.M 274.920 1/17-1/70 | | | | | | | | | | | | | | | | | | | |
| 19-8182 | | | F | | | | | 30 | 32 | | 148 | | | | | | | 67 | |

MERCEDES BENZ

| METELLI ref | Spare Parts | | F/R | L/R | | | ABS | A | B | C | D | E | F | G | H | I | L | M | Fig | NOTE |
|--|-------------|--|-----|-----|--|--|-----|---|----|-------|----|-----|---|---|---|---|----|----|-----|------|
| E 200 EQ Boost 4-matic (213.287) (145 kW) Eng.M 264.920 6/19-1/70 | | | | | | | | | | | | | | | | | | | | |
| 19-8182 | | | F | | | | | | 30 | 32 | | 148 | | | | | | 67 | | |
| E 220 d 4-matic (213.205) (143 kW) Eng.OM 654.920 1/17-1/70 | | | | | | | | | | | | | | | | | | | | |
| 19-8182 | | | F | | | | | | 30 | 32 | | 148 | | | | | | 67 | | |
| E 350 d 4-matic (213.234) (190 kW) Eng.OM 642.873 6/17-1/70 | | | | | | | | | | | | | | | | | | | | |
| 19-8182 | | | F | | | | | | 30 | 32 | | 148 | | | | | | 67 | | |
| E 400 4-matic (213.271) (245 kW) Eng.M 276.853 10/16-1/70 | | | | | | | | | | | | | | | | | | | | |
| 19-8182 | | | F | | | | | | 30 | 32 | | 148 | | | | | | 67 | | |
| E 400 d 4-matic (213.223) (250 kW) Eng.OM 656.929 4/18-1/70 | | | | | | | | | | | | | | | | | | | | |
| 19-8182 | | | F | | | | | | 30 | 32 | | 148 | | | | | | 67 | | |
| E 450 4-matic (213.268) (270 kW) Eng.M 276.823 8/18-1/70 | | | | | | | | | | | | | | | | | | | | |
| 19-8182 | | | F | | | | | | 30 | 32 | | 148 | | | | | | 67 | | |
| Classe G I (W460) 3/79-7/93 | | | | | | | | | | | | | | | | | | | | |
| 200 G (80 kW) Eng.M 102.964 7/82-8/89 | | | | | | | | | | | | | | | | | | | | |
| 19-2216 | | | F | | | | | | | 40,99 | 75 | | | | | | 18 | 18 | | |
| 230 G (460,2) (66 kW) Eng.M 115.973 3/79-7/93 | | | | | | | | | | | | | | | | | | | | |
| 19-2216 | | | F | | | | | | | 40,99 | 75 | | | | | | 18 | 18 | | |
| 230 G (460,2) (75 kW) Eng.M 115.973 2/80-7/87 | | | | | | | | | | | | | | | | | | | | |
| 19-2216 | | | F | | | | | | | 40,99 | 75 | | | | | | 18 | 18 | | |
| 230 GE (460,2) (90 kW) Eng.M 102.979, M 102.987 5/87-8/92 | | | | | | | | | | | | | | | | | | | | |
| 19-2216 | | | F | | | | | | | 40,99 | 75 | | | | | | 18 | 18 | | |
| 230 GE (460,2) (92 kW) Eng.M 102.981, M 102.987, M 102.989 4/82-8/92 | | | | | | | | | | | | | | | | | | | | |
| 19-2216 | | | F | | | | | | | 40,99 | 75 | | | | | | 18 | 18 | | |
| 240 GD (460,3) (53 kW) Eng.OM 616.936 3/79-8/87 | | | | | | | | | | | | | | | | | | | | |
| 19-2216 | | | F | | | | | | | 40,99 | 75 | | | | | | 18 | 18 | | |
| 250 GD (460,3) (62 kW) Eng.OM 602.930 10/87-12/92 | | | | | | | | | | | | | | | | | | | | |
| 19-2216 | | | F | | | | | | | 40,99 | 75 | | | | | | 18 | 18 | | |

MERCEDES BENZ

| METELLI ref | Spare Parts | F/R | L/R | ABS | A | B | C | D | E | F | G | H | I | L | M | Fig | NOTE |
|--|-------------|-----|-----|-----|---|---|-------|----|---|---|---|---|---|----|----|-----|----------------|
| 250 GD (460,3) (68 kW) Eng.OM 602.930 12/88-8/92 | | | | | | | | | | | | | | | | | |
| 19-2216 | | F | | | | | 40,99 | 75 | | | | | | 18 | 18 | | |
| 280 GE (460,2) (110 kW) Eng.M 110.994 8/84-8/89 | | | | | | | | | | | | | | | | | |
| 19-2216 | | F | | | | | 40,99 | 75 | | | | | | 18 | 18 | | |
| 280 GE (460,2) (115 kW) Eng.M 110.994 11/79-8/89 | | | | | | | | | | | | | | | | | |
| 19-2216 | | F | | | | | 40,99 | 75 | | | | | | 18 | 18 | | |
| 300 GD (460,3) (65 kW) Eng.OM 617.931 12/79-12/91 | | | | | | | | | | | | | | | | | |
| 19-2216 | | F | | | | | 40,99 | 75 | | | | | | 18 | 18 | | |
| Classe G II (W461) 9/89-1/70 | | | | | | | | | | | | | | | | | |
| 230 GE (461.238, 461.239) (90 kW) Eng.M 102.979 9/89-7/96 | | | | | | | | | | | | | | | | | |
| 19-2216 | | F | | | | | 40,99 | 75 | | | | | | 18 | 18 | | |
| 230 GE (461) (92 kW) Eng.M 102.996, M 102.997 6/93-7/00 | | | | | | | | | | | | | | | | | |
| 19-2216 | | F | | | | | 40,99 | 75 | | | | | | 18 | 18 | | |
| 250 GD (461) (68 kW) Eng.OM 602.939 (02.90-.) 2/90-5/93 | | | | | | | | | | | | | | | | | |
| 19-2216 | | F | | | | | 40,99 | 75 | | | | | | 18 | 18 | | |
| 290 GD/G 290 D (461.337, 461.338) (70 kW) Eng.OM 602.942 6/93-7/00 | | | | | | | | | | | | | | | | | |
| 19-2216 | | F | | | | | 40,99 | 75 | | | | | | 18 | 18 | | |
| G 270 CDI (115 kW) Eng.OM 612.966 1/03-1/70 | | | | | | | | | | | | | | | | | |
| 19-2434 | | R | | | | | 49 | 84 | | | | | | | 48 | | |
| G 280 CDI (461.304, 461.346, 461.370, 461.334, 461) (135 kW) Eng.OM 642.884, OM 642.975 4/09-1/70 | | | | | | | | | | | | | | | | | |
| 19-2434 | | R | | | | | 49 | 84 | | | | | | | 48 | | |
| G 290 TD (461.335, 461.336) (88 kW) Eng.OM 602.983 7/97-1/70 | | | | | | | | | | | | | | | | | |
| 19-2216 | | F | | | | | 40,99 | 75 | | | | | | 18 | 18 | | |
| 19-2434 | | R | | | | | 49 | 84 | | | | | | | 48 | | 742125/600/607 |
| Classe G II (W463) 9/89-1/70 | | | | | | | | | | | | | | | | | |
| AMG G 63 (463.272) (420 kW) Eng.M 157.984 6/15-1/70 | | | | | | | | | | | | | | | | | |
| 19-2434 | | R | | | | | 49 | 84 | | | | | | | 48 | | |

MERCEDES BENZ

| METELLI ref | Spare Parts | F/R | L/R | ABS | A | B | C | D | E | F | G | H | I | L | M | Fig | NOTE |
|--|-------------|-----|-----|-----|---|---|----|----|---|---|---|---|---|----|---|-----|------------|
| G 55 AMG (463.270, 463.271) (368 kW) Eng.M 113.993 8/06-12/12 | | | | | | | | | | | | | | | | | |
| 19-2434 | | R | | | | | 49 | 84 | | | | | | 48 | | | |
| G 55 AMG (463.270, 463.271) (373 kW) Eng.M 113.993 8/08-1/70 | | | | | | | | | | | | | | | | | |
| 19-2434 | | R | | | | | 49 | 84 | | | | | | 48 | | | |
| G 63 AMG (463.273) (400 kW) Eng.M 157.984 5/12-1/70 | | | | | | | | | | | | | | | | | |
| 19-2434 | | R | | | | | 49 | 84 | | | | | | 48 | | | |
| G 63 AMG 6x6 (400 kW) Eng.M 157.984 12/14-1/70 | | | | | | | | | | | | | | | | | |
| 19-2434 | | R | | | | | 49 | 84 | | | | | | 48 | | | |
| G 65 AMG (450 kW) Eng.M 279.982 5/12-1/70 | | | | | | | | | | | | | | | | | |
| 19-2434 | | R | | | | | 49 | 84 | | | | | | 48 | | | |
| Classe G II Cabrio (W463) 9/89-1/70 | | | | | | | | | | | | | | | | | |
| G 300 TD (463.308) (130 kW) Eng.OM 606.964 (09.96-.) 9/96-7/00 | | | | | | | | | | | | | | | | | |
| 19-2434 | | R | | | | | 49 | 84 | | | | | | 48 | | | 742601/608 |
| G 320 (463.209) (158 kW) Eng.M 112.945 (11.97-.) 11/97-8/04 | | | | | | | | | | | | | | | | | |
| 19-2434 | | R | | | | | 49 | 84 | | | | | | 48 | | | |
| G 320 CDI (463.303) (165 kW) Eng.OM 642.970 9/06-1/70 | | | | | | | | | | | | | | | | | |
| 19-2434 | | R | | | | | 49 | 84 | | | | | | 48 | | | |
| G 320 CDI (463.320) (100 kW) Eng.OM 603.972 9/96-8/99 | | | | | | | | | | | | | | | | | |
| 19-2434 | | R | | | | | 49 | 84 | | | | | | 48 | | | |
| G 350 CDI (155 kW) Eng.OM 642.886 7/11-1/70 | | | | | | | | | | | | | | | | | |
| 19-2434 | | R | | | | | 49 | 84 | | | | | | 48 | | | |
| G 350 CDI (463.306) (165 kW) Eng.OM 642.970 6/09-12/11 | | | | | | | | | | | | | | | | | |
| 19-2434 | | R | | | | | 49 | 84 | | | | | | 48 | | | |
| G 400 CDI (463.309) (184 kW) Eng.OM 628.962 12/00-1/70 | | | | | | | | | | | | | | | | | |
| 19-2434 | | R | | | | | 49 | 84 | | | | | | 48 | | | |

MERCEDES BENZ

| METELLI ref | Spare Parts | F/R | L/R | ABS | A | B | C | D | E | F | G | H | I | L | M | Fig | NOTE |
|--|-------------|-----|-----|-----|---|---|------|----|-----|---|---|---|---|------|---|-----|------|
| G 500 (463.202) (285 kW) Eng.M 273.963, M 273.969 12/09-1/70 | | | | | | | | | | | | | | | | | |
| 19-2434 | | R | | | | | 49 | 84 | | | | | | 48 | | | |
| Classe GL (X164) 9/06-1/70 | | | | | | | | | | | | | | | | | |
| GL 320 CDI / 350 BlueTEC 4-matic (164.824, 164.825 (155 kW) Eng.OM 642.820 12/09-8/12 | | | | | | | | | | | | | | | | | |
| 19-2782 | | R | | | | | 54 | 90 | | | | | | 50 | | | |
| GL 320 CDI 4-matic (164.822) (165 kW) Eng.OM 642.940 9/06-5/09 | | | | | | | | | | | | | | | | | |
| 19-2782 | | R | | | | | 54 | 90 | | | | | | 50 | | | |
| GL 350 CDI 4-matic (164.822) (165 kW) Eng.OM 642.940 5/09-8/12 | | | | | | | | | | | | | | | | | |
| 19-2782 | | R | | | | | 54 | 90 | | | | | | 50 | | | |
| GL 350 CDI 4-matic (164.823) (195 kW) Eng.OM 642.822 10/10-8/12 | | | | | | | | | | | | | | | | | |
| 19-2782 | | R | | | | | 54 | 90 | | | | | | 50 | | | |
| GL 420 CDI 4-matic (164.828) (225 kW) Eng.OM 629.912 9/06-5/09 | | | | | | | | | | | | | | | | | |
| 19-2782 | | R | | | | | 54 | 90 | | | | | | 50 | | | |
| GL 450 4-matic (164.871) (250 kW) Eng.M 273.923 9/06-8/12 | | | | | | | | | | | | | | | | | |
| 19-2782 | | R | | | | | 54 | 90 | | | | | | 50 | | | |
| GL 450 CDI 4-matic (164.828) (225 kW) Eng.OM 629.912 5/09-8/12 | | | | | | | | | | | | | | | | | |
| 19-2782 | | R | | | | | 54 | 90 | | | | | | 50 | | | |
| GL 500 4-matic (164.886) (285 kW) Eng.M 273.963 9/06-12/12 | | | | | | | | | | | | | | | | | |
| 19-2782 | | R | | | | | 54 | 90 | | | | | | 50 | | | |
| Classe GLA I (X156) 12/13-1/70 | | | | | | | | | | | | | | | | | |
| AMG GLA 45 4-matic (156.952) (280 kW) Eng.M 133.980 7/15-1/70 | | | | | | | | | | | | | | | | | |
| 19-8153 | | F | | | | | 44,8 | 84 | | | | | | 40,8 | | | |
| GLA 180 (156.942) (90 kW) Eng.M 270.910 2/15-1/70 | | | | | | | | | | | | | | | | | |
| 19-8146 | | R | | | | | | | 143 | | | | | 95 | | | |
| 19-8153 | | F | | | | | 44,8 | 84 | | | | | | 40,8 | | | |
| GLA 180 CDI / d (156.912) (80 kW) Eng.OM 607.951 (K9K) 7/14-1/70 | | | | | | | | | | | | | | | | | |
| 19-8146 | | R | | | | | | | 143 | | | | | 95 | | | |

MERCEDES BENZ

| METELLI ref | Spare Parts | F/R | L/R | ABS | A | B | C | D | E | F | G | H | I | L | M | Fig | NOTE |
|---|-------------|-----|-----|-----|---|---|------|----|-----|---|---|---|---|------|---|-----|------|
| 19-8153 | | F | | | | | 44,8 | 84 | | | | | | 40,8 | | | |
| GLA 200 (156.943) (110 kW) Eng.M 270.910 7/18-1/70 | | | | | | | | | | | | | | | | | |
| 19-8146 | | R | | | | | | | 143 | | | | | 95 | | | |
| 19-8153 | | F | | | | | 44,8 | 84 | | | | | | 40,8 | | | |
| GLA 200 (156.943) (115 kW) Eng.M 270.910 12/13-1/70 | | | | | | | | | | | | | | | | | |
| 19-8146 | | R | | | | | | | 143 | | | | | 95 | | | |
| 19-8153 | | F | | | | | 44,8 | 84 | | | | | | 40,8 | | | |
| GLA 200 CDI / d (156.908) (100 kW) Eng.OM 651.930 12/13-1/70 | | | | | | | | | | | | | | | | | |
| 19-8146 | | R | | | | | | | 143 | | | | | 95 | | | |
| 19-8153 | | F | | | | | 44,8 | 84 | | | | | | 40,8 | | | |
| GLA 200 CDI 4-matic (156.902) (100 kW) Eng.OM 651.930 12/13-1/70 | | | | | | | | | | | | | | | | | |
| 19-8153 | | F | | | | | 44,8 | 84 | | | | | | 40,8 | | | |
| GLA 220 4-matic (156.947) (135 kW) Eng.M 270.920 1/17-1/70 | | | | | | | | | | | | | | | | | |
| 19-8153 | | F | | | | | 44,8 | 84 | | | | | | 40,8 | | | |
| GLA 220 CDI (156.903) (125 kW) Eng.OM 651.930 12/13-1/70 | | | | | | | | | | | | | | | | | |
| 19-8146 | | R | | | | | | | 143 | | | | | 95 | | | |
| 19-8153 | | F | | | | | 44,8 | 84 | | | | | | 40,8 | | | |
| GLA 220 CDI / d (156.903) (120 kW) Eng.OM 651.930 12/13-1/70 | | | | | | | | | | | | | | | | | |
| 19-8146 | | R | | | | | | | 143 | | | | | 95 | | | |
| 19-8153 | | F | | | | | 44,8 | 84 | | | | | | 40,8 | | | |
| GLA 220 CDI / d 4-matic (156.905) (120 kW) Eng.OM 651.930 12/13-1/70 | | | | | | | | | | | | | | | | | |
| 19-8153 | | F | | | | | 44,8 | 84 | | | | | | 40,8 | | | |
| GLA 220 CDI 4-matic (156.905) (125 kW) Eng.OM 651.930 12/13-1/70 | | | | | | | | | | | | | | | | | |
| 19-8153 | | F | | | | | 44,8 | 84 | | | | | | 40,8 | | | |
| GLA 220 d (156.903) (130 kW) Eng.OM 651.930 7/15-1/70 | | | | | | | | | | | | | | | | | |
| 19-8146 | | R | | | | | | | 143 | | | | | 95 | | | |
| 19-8153 | | F | | | | | 44,8 | 84 | | | | | | 40,8 | | | |
| GLA 220 d 4-matic (156.905) (130 kW) Eng.OM 651.930 7/15-1/70 | | | | | | | | | | | | | | | | | |
| 19-8153 | | F | | | | | 44,8 | 84 | | | | | | 40,8 | | | |

MERCEDES BENZ

| METELLI ref | Spare Parts | F/R | L/R | ABS | A | B | C | D | E | F | G | H | I | L | M | Fig | NOTE |
|--|-------------|-----|-----|-----|---|---|------|----|-----|---|---|---|---|------|------|-----|------|
| GLA 250 (156.944) (155 kW) Eng.M 270.920 12/13-1/70 | | | | | | | | | | | | | | | | | |
| 19-8146 | | R | | | | | | | 143 | | | | | 95 | | | |
| 19-8153 | | F | | | | | 44,8 | 84 | | | | | | 40,8 | | | |
| GLA 250 4-matic (156.946) (155 kW) Eng.M 270.920 12/13-1/70 | | | | | | | | | | | | | | | | | |
| 19-8153 | | F | | | | | 44,8 | 84 | | | | | | 40,8 | | | |
| GLA 45 AMG 4-matic (156.952) (265 kW) Eng.M 133.980 5/14-1/70 | | | | | | | | | | | | | | | | | |
| 19-8153 | | F | | | | | 44,8 | 84 | | | | | | 40,8 | | | |
| Classe GLK (X204) 6/08-6/15 | | | | | | | | | | | | | | | | | |
| 200 (204.934) (135 kW) Eng.M 274.920 8/13-6/15 | | | | | | | | | | | | | | | | | |
| 19-2940 | | R | | | | | 49 | 91 | 126 | | | | | 50 | 38,5 | | |
| 200 CDI (204.901) (100 kW) Eng.OM 651.916 12/13-6/15 | | | | | | | | | | | | | | | | | |
| 19-2940 | | R | | | | | 49 | 91 | 126 | | | | | 50 | 38,5 | | |
| 200 CDI (204.901) (105 kW) Eng.OM 651.913, OM 651.916 7/10-6/15 | | | | | | | | | | | | | | | | | |
| 19-2940 | | R | | | | | 49 | 91 | 126 | | | | | 50 | 38,5 | | |
| 220 CDI (204.902) (120 kW) Eng.OM 651.916 12/08-6/15 | | | | | | | | | | | | | | | | | |
| 19-2940 | | R | | | | | 49 | 91 | 126 | | | | | 50 | 38,5 | | |
| 220 CDI (204.902) (125 kW) Eng.OM 651.916 12/08-6/15 | | | | | | | | | | | | | | | | | |
| 19-2940 | | R | | | | | 49 | 91 | 126 | | | | | 50 | 38,5 | | |
| 220 CDI 4-matic (204.984, 204.997) (125 kW) Eng.OM 651.912 12/08-6/15 | | | | | | | | | | | | | | | | | |
| 19-2940 | | R | | | | | 49 | 91 | 126 | | | | | 50 | 38,5 | | |
| 220 CDI 4-matic (204.984) (120 kW) Eng.OM 651.912 12/08-6/15 | | | | | | | | | | | | | | | | | |
| 19-2940 | | R | | | | | 49 | 91 | 126 | | | | | 50 | 38,5 | | |
| 250 (204.936) (155 kW) Eng.M 274.920 8/13-6/15 | | | | | | | | | | | | | | | | | |
| 19-2940 | | R | | | | | 49 | 91 | 126 | | | | | 50 | 38,5 | | |
| 250 4-matic (204.937) (155 kW) Eng.M 274.920 8/13-6/15 | | | | | | | | | | | | | | | | | |
| 19-2940 | | R | | | | | 49 | 91 | 126 | | | | | 50 | 38,5 | | |
| 250 CDI 4-matic (204.982, 204.904) (150 kW) Eng.OM 651.912 9/09-6/15 | | | | | | | | | | | | | | | | | |
| 19-2940 | | R | | | | | 49 | 91 | 126 | | | | | 50 | 38,5 | | |

MERCEDES BENZ

| METELLI ref | Spare Parts | | F/R | L/R | | | ABS | A | B | C | D | E | F | G | H | I | L | M | Fig | NOTE |
|---|-------------|--|-----|-----|--|--|-----|---|---|----|----|-----|---|---|---|----|------|---|-----|------|
| 280 4-matic (204.981) (170 kW) Eng.M 272.948 6/08-6/09 | | | | | | | | | | | | | | | | | | | | |
| 19-2940 | | | R | | | | | | | 49 | 91 | 126 | | | | 50 | 38,5 | | | |
| 300 4-matic (185 kW) Eng.M 276.957 9/09-6/15 | | | | | | | | | | | | | | | | | | | | |
| 19-2940 | | | R | | | | | | | 49 | 91 | 126 | | | | 50 | 38,5 | | | |
| 300 4-matic (204.981) (170 kW) Eng.M 272.948 7/09-12/15 | | | | | | | | | | | | | | | | | | | | |
| 19-2940 | | | R | | | | | | | 49 | 91 | 126 | | | | 50 | 38,5 | | | |
| 320 CDI 4-matic (204.983) (165 kW) Eng.OM 642.961 6/08-6/15 | | | | | | | | | | | | | | | | | | | | |
| 19-2940 | | | R | | | | | | | 49 | 91 | 126 | | | | 50 | 38,5 | | | |
| 350 (204.956) (200 kW) Eng.M 272.991 4/09-6/15 | | | | | | | | | | | | | | | | | | | | |
| 19-2940 | | | R | | | | | | | 49 | 91 | 126 | | | | 50 | 38,5 | | | |
| 350 4-matic (204.987) (200 kW) Eng.M 272.971 6/08-4/11 | | | | | | | | | | | | | | | | | | | | |
| 19-2940 | | | R | | | | | | | 49 | 91 | 126 | | | | 50 | 38,5 | | | |
| 350 4-matic (204.988) (225 kW) Eng.M 276.957 6/08-6/15 | | | | | | | | | | | | | | | | | | | | |
| 19-2940 | | | R | | | | | | | 49 | 91 | 126 | | | | 50 | 38,5 | | | |
| 350 CDI 4-matic (204.992) (165 kW) Eng.OM 642.832 7/09-1/10 | | | | | | | | | | | | | | | | | | | | |
| 19-2940 | | | R | | | | | | | 49 | 91 | 126 | | | | 50 | 38,5 | | | |
| 350 CDI 4-matic (204.992) (170 kW) Eng.OM 642.832 2/10-6/15 | | | | | | | | | | | | | | | | | | | | |
| 19-2940 | | | R | | | | | | | 49 | 91 | 126 | | | | 50 | 38,5 | | | |
| 350 CDI 4-matic (204.993) (195 kW) Eng.OM 642.835 7/12-6/15 | | | | | | | | | | | | | | | | | | | | |
| 19-2940 | | | R | | | | | | | 49 | 91 | 126 | | | | 50 | 38,5 | | | |
| Classe M I (W163) 2/98-6/05 | | | | | | | | | | | | | | | | | | | | |
| ML 230 (163.136) (110 kW) Eng.M 111.977 2/98-6/05 | | | | | | | | | | | | | | | | | | | | |
| 19-2285 | | | F/R | | | | | | | 49 | 88 | | | | | | 46,7 | | | |
| ML 270 CDI (163.113) (120 kW) Eng.OM 612.963 12/99-6/05 | | | | | | | | | | | | | | | | | | | | |
| 19-2285 | | | F/R | | | | | | | 49 | 88 | | | | | | 46,7 | | | |
| ML 320 (163.154) (160 kW) Eng.M 112.942 (02.98-.) 2/98-8/02 | | | | | | | | | | | | | | | | | | | | |
| 19-2285 | | | F/R | | | | | | | 49 | 88 | | | | | | 46,7 | | | |

MERCEDES BENZ

| METELLI ref | Spare Parts | F/R | L/R | ABS | A | B | C | D | E | F | G | H | I | L | M | Fig | NOTE |
|---|-------------|-----|-----|-----|---|---|----|----|---|---|---|---|---|----|---|-----|------|
| ML 350 CDI 4-matic (164.122) (165 kW) Eng.OM 642.940 7/09-12/11 | | | | | | | | | | | | | | | | | |
| 19-2782 | | F/R | | | | | 54 | 90 | | | | | | 50 | | | |
| ML 350 CDI 4-matic (164.125) (155 kW) Eng.OM 642.820 9/09-12/11 | | | | | | | | | | | | | | | | | |
| 19-2782 | | F/R | | | | | 54 | 90 | | | | | | 50 | | | |
| ML 350 CDI 4-matic (164.125) (170 kW) Eng.OM 642.820 2/10-12/11 | | | | | | | | | | | | | | | | | |
| 19-2782 | | F/R | | | | | 54 | 90 | | | | | | 50 | | | |
| ML 420 CDI 4-matic (164.128) (225 kW) Eng.OM 629.912 2/06-9/09 | | | | | | | | | | | | | | | | | |
| 19-2782 | | R | | | | | 54 | 90 | | | | | | 50 | | | |
| ML 450 CDI 4-matic (164.128) (225 kW) Eng.OM 629.912 9/09-12/11 | | | | | | | | | | | | | | | | | |
| 19-2782 | | R | | | | | 54 | 90 | | | | | | 50 | | | |
| ML 500 4-matic (164.172) (285 kW) Eng.M 273.963 12/07-12/11 | | | | | | | | | | | | | | | | | |
| 19-2782 | | F/R | | | | | 54 | 90 | | | | | | 50 | | | |
| ML 500 4-matic (164.175) (225 kW) Eng.M 113.964 7/05-12/11 | | | | | | | | | | | | | | | | | |
| 19-2782 | | F/R | | | | | 54 | 90 | | | | | | 50 | | | |
| ML 63 AMG 4-matic (164.177) (375 kW) Eng.M 156.980 1/06-12/11 | | | | | | | | | | | | | | | | | |
| 19-2782 | | R | | | | | 54 | 90 | | | | | | 50 | | | |
| Classe R (W251, V251) 1/06-1/70 | | | | | | | | | | | | | | | | | |
| R 280 (251.054, 251.154) (170 kW) Eng.M 272.945 1/07-12/14 | | | | | | | | | | | | | | | | | |
| 19-2782 | | F/R | | | | | 54 | 90 | | | | | | 50 | | | |
| R 280 4-matic (251.062) (170 kW) Eng.M 272.945 5/07-12/11 | | | | | | | | | | | | | | | | | |
| 19-2782 | | F/R | | | | | 54 | 90 | | | | | | 50 | | | |
| R 280 CDI (251.121, 251.026, 251.126) (140 kW) Eng.OM 642.870, OM 642.872, OM 642.950 5/06-12/12 | | | | | | | | | | | | | | | | | |
| 19-2782 | | F/R | | | | | 54 | 90 | | | | | | 50 | | | |
| R 280 CDI 4-matic (251.020) (140 kW) Eng.OM 642.950 5/06-12/12 | | | | | | | | | | | | | | | | | |
| 19-2782 | | F/R | | | | | 54 | 90 | | | | | | 50 | | | |
| R 300 (251.054, 251.154) (170 kW) Eng.M 272.945 7/09-12/14 | | | | | | | | | | | | | | | | | |
| 19-2782 | | F/R | | | | | 54 | 90 | | | | | | 50 | | | |

MERCEDES BENZ

| METELLI ref | Spare Parts | | F/R | L/R | | | ABS | A | B | C | D | E | F | G | H | I | L | M | Fig | NOTE |
|--|-------------|--|-----|-----|--|--|-----|---|---|----|----|---|---|---|---|---|---|----|-----|------|
| R 300 4-matic (251.062) (170 kW) Eng.M 272.945 7/09-12/11 | | | | | | | | | | | | | | | | | | | | |
| 19-2782 | | | F/R | | | | | | | 54 | 90 | | | | | | | 50 | | |
| R 300 CDI 4-matic (251.020) (140 kW) Eng.OM 642.950 7/09-12/12 | | | | | | | | | | | | | | | | | | | | |
| 19-2782 | | | F/R | | | | | | | 54 | 90 | | | | | | | 50 | | |
| R 320 CDI 4-matic (251.022, 251.122) (165 kW) Eng.OM 642.950 1/06-7/10 | | | | | | | | | | | | | | | | | | | | |
| 19-2782 | | | F/R | | | | | | | 54 | 90 | | | | | | | 50 | | |
| R 320 CDI 4-matic (251.125) (155 kW) Eng.OM 642.870, OM 642.950 1/06-12/12 | | | | | | | | | | | | | | | | | | | | |
| 19-2782 | | | F/R | | | | | | | 54 | 90 | | | | | | | 50 | | |
| R 350 (251.056, 251.156) (200 kW) Eng.M 272.967 1/07-12/12 | | | | | | | | | | | | | | | | | | | | |
| 19-2782 | | | F/R | | | | | | | 54 | 90 | | | | | | | 50 | | |
| R 350 4-matic (251.065, 251.165) (200 kW) Eng.M 272.967 8/05-12/12 | | | | | | | | | | | | | | | | | | | | |
| 19-2782 | | | F/R | | | | | | | 54 | 90 | | | | | | | 50 | | |
| R 350 CDI 4-matic (251.022, 251.122) (165 kW) Eng.OM 642.950 7/09-12/12 | | | | | | | | | | | | | | | | | | | | |
| 19-2782 | | | F/R | | | | | | | 54 | 90 | | | | | | | 50 | | |
| R 350 CDI 4-matic (251.023, 251.123) (195 kW) Eng.OM 642.872 8/10-12/14 | | | | | | | | | | | | | | | | | | | | |
| 19-2782 | | | F/R | | | | | | | 54 | 90 | | | | | | | 50 | | |
| R 350 CDI 4-matic (251.124, 251.125) (155 kW) Eng.OM 642.870, OM 642.950 1/06-12/14 | | | | | | | | | | | | | | | | | | | | |
| 19-2782 | | | F/R | | | | | | | 54 | 90 | | | | | | | 50 | | |
| R 350 CGI 4-matic (251.057, 251.157) (225 kW) Eng.M 276.958 10/11-12/14 | | | | | | | | | | | | | | | | | | | | |
| 19-2782 | | | F/R | | | | | | | 54 | 90 | | | | | | | 50 | | |
| R 500 4-matic (251.072, 251.172) (285 kW) Eng.M 273.963 5/07-12/14 | | | | | | | | | | | | | | | | | | | | |
| 19-2782 | | | F/R | | | | | | | 54 | 90 | | | | | | | 50 | | |
| R 500 4-matic (251.075, 251.175) (225 kW) Eng.M 113.960, M 113.971 8/05-12/14 | | | | | | | | | | | | | | | | | | | | |
| 19-2782 | | | F/R | | | | | | | 54 | 90 | | | | | | | 50 | | |
| R 63 AMG 4-matic (251.077, 251.177) (375 kW) Eng.M 156.980 2/06-12/10 | | | | | | | | | | | | | | | | | | | | |
| 19-2782 | | | R | | | | | | | 54 | 90 | | | | | | | 50 | | |

MERCEDES BENZ

| METELLI ref | Spare Parts | F/R | L/R | ABS | A | B | C | D | E | F | G | H | I | L | M | Fig | NOTE |
|---|-------------|-----|-----|-----|---|---|-------|-------|---|---|---|---|----|----|---|-------|------|
| Classe S I (W108, W109) 1/66-8/72 | | | | | | | | | | | | | | | | | |
| 250 S (108.012) (96 kW) Eng.M 108.920 (01.66-12.69) 1/66-12/69 | | | | | | | | | | | | | | | | | |
| 19-2160 | | F | | | | | 17,46 | 59,13 | | | | | | | | 16,76 | |
| 250 SE (108.014) (110 kW) Eng.M 129.980 (01.66-12.67) 1/66-12/67 | | | | | | | | | | | | | | | | | |
| 19-2160 | | F | | | | | 17,46 | 59,13 | | | | | | | | 16,76 | |
| 280 S (108.016) (103 kW) Eng.M 130.920 10/67-7/72 | | | | | | | | | | | | | | | | | |
| 19-2160 | | F | | | | | 17,46 | 59,13 | | | | | | | | 16,76 | |
| 280 SE,SEL (108.018, 108.019) (118 kW) Eng.M 130.980 (01.68-08.72) 1/68-8/72 | | | | | | | | | | | | | | | | | |
| 19-2160 | | F | | | | | 17,46 | 59,13 | | | | | | | | 16,76 | |
| 280 SE,SEL 3.5 (108.057, 108.058) (147 kW) Eng.M 116.980 3/71-8/72 | | | | | | | | | | | | | | | | | |
| 19-2160 | | F | | | | | 17,46 | 59,13 | | | | | | | | 16,76 | |
| 300 SEL (109.016) (118 kW) Eng.M 130.981 1/68-8/72 | | | | | | | | | | | | | | | | | |
| 19-2160 | | F | | | | | 17,46 | 59,13 | | | | | | | | 16,76 | |
| 300 SEL 3.5 (109.056) (147 kW) Eng.M 116.981 1/70-7/72 | | | | | | | | | | | | | | | | | |
| 19-2160 | | F | | | | | 17,46 | 59,13 | | | | | | | | 16,76 | |
| 300 SEL 6.3 (109.018) (184 kW) Eng.M 100.981 3/68-8/72 | | | | | | | | | | | | | | | | | |
| 19-2160 | | F | | | | | 17,46 | 59,13 | | | | | | | | 16,76 | |
| Classe S II (W116) 8/72-7/80 | | | | | | | | | | | | | | | | | |
| 280 S (116.020) (115 kW) Eng.M 110.922 (08.72-07.80) 8/72-7/80 | | | | | | | | | | | | | | | | | |
| 19-2570 | | R | | | | | 40,99 | 75 | | | | | 18 | 18 | | | |
| 280 S (116.020) (118 kW) Eng.M 110.922 (08.72-07.80) 8/72-7/80 | | | | | | | | | | | | | | | | | |
| 19-2570 | | R | | | | | 40,99 | 75 | | | | | 18 | 18 | | | |
| 280 SE,SEL (116.024) (130 kW) Eng.M 110.985 8/72-7/80 | | | | | | | | | | | | | | | | | |
| 19-2570 | | R | | | | | 40,99 | 75 | | | | | 18 | 18 | | | |
| 280 SE,SEL (116.024) (136 kW) Eng.M 110.983, M 110.985 8/72-7/80 | | | | | | | | | | | | | | | | | |
| 19-2570 | | R | | | | | 40,99 | 75 | | | | | 18 | 18 | | | |

MERCEDES BENZ

| METELLI ref | Spare Parts | | F/R | L/R | | | ABS | A | B | C | D | E | F | G | H | I | L | M | Fig | NOTE |
|---|-------------|--|-----|-----|--|--|-----|---|---|-------|----|---|---|---|---|----|----|---|-----|------|
| 350 SE,SEL (116.028, 116.029) (143 kW) Eng.M 116.985 3/76-3/80 | | | | | | | | | | | | | | | | | | | | |
| 19-2570 | | | R | | | | | | | 40,99 | 75 | | | | | 18 | 18 | | | |
| 350 SE,SEL (116.028, 116.029) (147 kW) Eng.M 116.983 8/72-2/76 | | | | | | | | | | | | | | | | | | | | |
| 19-2570 | | | R | | | | | | | 40,99 | 75 | | | | | 18 | 18 | | | |
| 350 SE,SEL (116.028, 116.029) (151 kW) Eng.M 116.985 3/76-3/80 | | | | | | | | | | | | | | | | | | | | |
| 19-2570 | | | R | | | | | | | 40,99 | 75 | | | | | 18 | 18 | | | |
| 450 SE,SEL (116.032) (165 kW) Eng.M 117.983 (01.73-04.80), M 117.986 (01.73-04.80) 1/73-4/80 | | | | | | | | | | | | | | | | | | | | |
| 19-2570 | | | R | | | | | | | 40,99 | 75 | | | | | 18 | 18 | | | |
| 450 SE,SEL (116.033) (160 kW) Eng.M 117.983, M 117.986 (12.75-04.80) 12/75-4/80 | | | | | | | | | | | | | | | | | | | | |
| 19-2570 | | | R | | | | | | | 40,99 | 75 | | | | | 18 | 18 | | | |
| 450 SEL 6.9 (116.036) (210 kW) Eng.M 100.985 7/75-3/80 | | | | | | | | | | | | | | | | | | | | |
| 19-2570 | | | R | | | | | | | 40,99 | 75 | | | | | 18 | 18 | | | |
| Classe S III (W126) 10/79-6/91 | | | | | | | | | | | | | | | | | | | | |
| 260 SE (126.020) (118 kW) Eng.M 103.941 9/85-6/91 | | | | | | | | | | | | | | | | | | | | |
| 19-2570 | | | R | | | | | | | 40,99 | 75 | | | | | 18 | 18 | | | |
| 260 SE (126.020) (122 kW) Eng.M 103.941 9/85-6/91 | | | | | | | | | | | | | | | | | | | | |
| 19-2570 | | | R | | | | | | | 40,99 | 75 | | | | | 18 | 18 | | | |
| 280 S (126.021) (115 kW) Eng.M 110.924, M 110.926 12/79-7/85 | | | | | | | | | | | | | | | | | | | | |
| 19-2570 | | | R | | | | | | | 40,99 | 75 | | | | | 18 | 18 | | | |
| 280 SE, SEL (126.022, 126.023) (136 kW) Eng.M 110.987, M 110.989 10/79-7/85 | | | | | | | | | | | | | | | | | | | | |
| 19-2570 | | | R | | | | | | | 40,99 | 75 | | | | | 18 | 18 | | | |
| 300 SE, SEL (126.024, 126.025) (132 kW) Eng.M 103.981 (01.86-06.91) 1/86-6/91 | | | | | | | | | | | | | | | | | | | | |
| 19-2570 | | | R | | | | | | | 40,99 | 75 | | | | | 18 | 18 | | | |
| 300 SE, SEL (126.024, 126.025) (138 kW) Eng.M 103.981 9/85-12/89 | | | | | | | | | | | | | | | | | | | | |
| 19-2570 | | | R | | | | | | | 40,99 | 75 | | | | | 18 | 18 | | | |
| 380 SE, SEL (126.032) (150 kW) Eng.M 116.963 10/81-8/85 | | | | | | | | | | | | | | | | | | | | |
| 19-2570 | | | R | | | | | | | 40,99 | 75 | | | | | 18 | 18 | | | |

MERCEDES BENZ

| METELLI ref | Spare Parts | | F/R | L/R | | | ABS | A | B | C | D | E | F | G | H | I | L | M | Fig | NOTE |
|---|-------------|--|-----|-----|--|--|-----|---|---|-------|----|---|---|---|---|----|----|---|-----|------|
| 420 SE, SEL (126.034, 126.035) (150 kW) Eng.M 116.965 (10.85-06.91) 10/85-6/91 | | | | | | | | | | | | | | | | | | | | |
| 19-2570 | | | R | | | | | | | 40,99 | 75 | | | | | 18 | 18 | | | |
| 420 SE, SEL (126.034) (160 kW) Eng.M 116.965 10/85-12/87 | | | | | | | | | | | | | | | | | | | | |
| 19-2570 | | | R | | | | | | | 40,99 | 75 | | | | | 18 | 18 | | | |
| 420 SE, SEL (165 kW) Eng.M 116.965 (10.85-06.91) 10/85-6/91 | | | | | | | | | | | | | | | | | | | | |
| 19-2570 | | | R | | | | | | | 40,99 | 75 | | | | | 18 | 18 | | | |
| 420 SE, SEL (170 kW) Eng.M 116.965 10/85-12/87 | | | | | | | | | | | | | | | | | | | | |
| 19-2570 | | | R | | | | | | | 40,99 | 75 | | | | | 18 | 18 | | | |
| 500 SE, SEL (126.036) (164 kW) Eng.M 117.965 9/85-6/91 | | | | | | | | | | | | | | | | | | | | |
| 19-2570 | | | R | | | | | | | 40,99 | 75 | | | | | 18 | 18 | | | |
| 500 SE, SEL (126.036) (170 kW) Eng.M 117.961, M 117.963 12/79-8/85 | | | | | | | | | | | | | | | | | | | | |
| 19-2570 | | | R | | | | | | | 40,99 | 75 | | | | | 18 | 18 | | | |
| 500 SE, SEL (126.036) (177 kW) Eng.M 117.961, M 117.963 12/79-8/85 | | | | | | | | | | | | | | | | | | | | |
| 19-2570 | | | R | | | | | | | 40,99 | 75 | | | | | 18 | 18 | | | |
| 500 SE, SEL (126.036) (180 kW) Eng.M 117.965 9/85-6/91 | | | | | | | | | | | | | | | | | | | | |
| 19-2570 | | | R | | | | | | | 40,99 | 75 | | | | | 18 | 18 | | | |
| 500 SE, SEL (185 kW) Eng.M 117.965 9/87-6/91 | | | | | | | | | | | | | | | | | | | | |
| 19-2570 | | | R | | | | | | | 40,99 | 75 | | | | | 18 | 18 | | | |
| 500 SE, SEL (195 kW) Eng.M 117.965 9/87-6/91 | | | | | | | | | | | | | | | | | | | | |
| 19-2570 | | | R | | | | | | | 40,99 | 75 | | | | | 18 | 18 | | | |
| 500 SE, SEL Cat (185 kW) Eng.M 117.965 6/89-6/91 | | | | | | | | | | | | | | | | | | | | |
| 19-2570 | | | R | | | | | | | 40,99 | 75 | | | | | 18 | 18 | | | |
| 560 SE, SEL (126.038, 126.039) (178 kW) Eng.M 117.968 (10.85-06.91) 10/85-6/91 | | | | | | | | | | | | | | | | | | | | |
| 19-2570 | | | R | | | | | | | 40,99 | 75 | | | | | 18 | 18 | | | |
| 560 SE, SEL (126.038) (200 kW) Eng.M 117.968 10/85-12/87 | | | | | | | | | | | | | | | | | | | | |
| 19-2570 | | | R | | | | | | | 40,99 | 75 | | | | | 18 | 18 | | | |
| 560 SE, SEL (205 kW) Eng.M 117.968 (08.87-06.91) 8/87-6/91 | | | | | | | | | | | | | | | | | | | | |
| 19-2570 | | | R | | | | | | | 40,99 | 75 | | | | | 18 | 18 | | | |

MERCEDES BENZ

| METELLI ref | Spare Parts | | F/R | L/R | | | ABS | A | B | C | D | E | F | G | H | I | L | M | Fig | NOTE |
|--|-------------|--|-----|-----|--|--|-----|---|---|-------|----|---|---|---|---|----|----|---|-----|------|
| 560 SE, SEL (220 kW) Eng.M 117.968 10/85-6/91 | | | | | | | | | | | | | | | | | | | | |
| 19-2570 | | | R | | | | | | | 40,99 | 75 | | | | | 18 | 18 | | | |
| Classe S III Coupe (C126) 8/80-6/91 | | | | | | | | | | | | | | | | | | | | |
| 380 SEC (126.043) (150 kW) Eng.M 116.963 10/81-7/85 | | | | | | | | | | | | | | | | | | | | |
| 19-2570 | | | R | | | | | | | 40,99 | 75 | | | | | 18 | 18 | | | |
| 420 SEC (126.046) (150 kW) Eng.M 116.965 (10.85-06.91) 10/85-6/91 | | | | | | | | | | | | | | | | | | | | |
| 19-2570 | | | R | | | | | | | 40,99 | 75 | | | | | 18 | 18 | | | |
| 420 SEC (126.046) (160 kW) Eng.M 116.965 10/85-12/87 | | | | | | | | | | | | | | | | | | | | |
| 19-2570 | | | R | | | | | | | 40,99 | 75 | | | | | 18 | 18 | | | |
| 420 SEC (126.046) (165 kW) Eng.M 116.965 (10.85-06.91) 10/85-6/91 | | | | | | | | | | | | | | | | | | | | |
| 19-2570 | | | R | | | | | | | 40,99 | 75 | | | | | 18 | 18 | | | |
| 500 SEC (126.044) (164 kW) Eng.M 117.965 10/85-6/91 | | | | | | | | | | | | | | | | | | | | |
| 19-2570 | | | R | | | | | | | 40,99 | 75 | | | | | 18 | 18 | | | |
| 500 SEC (126.044) (170 kW) Eng.M 117.963 10/81-8/85 | | | | | | | | | | | | | | | | | | | | |
| 19-2570 | | | R | | | | | | | 40,99 | 75 | | | | | 18 | 18 | | | |
| 500 SEC (126.044) (180 kW) Eng.M 117.965 9/85-6/91 | | | | | | | | | | | | | | | | | | | | |
| 19-2570 | | | R | | | | | | | 40,99 | 75 | | | | | 18 | 18 | | | |
| 500 SEC (126.044) (185 kW) Eng.M 117.965 8/87-6/91 | | | | | | | | | | | | | | | | | | | | |
| 19-2570 | | | R | | | | | | | 40,99 | 75 | | | | | 18 | 18 | | | |
| 500 SEC (126.044) (195 kW) Eng.M 117.965 9/85-6/91 | | | | | | | | | | | | | | | | | | | | |
| 19-2570 | | | R | | | | | | | 40,99 | 75 | | | | | 18 | 18 | | | |
| 500 SEC Cat (185 kW) Eng.M 117.965 6/89-6/91 | | | | | | | | | | | | | | | | | | | | |
| 19-2570 | | | R | | | | | | | 40,99 | 75 | | | | | 18 | 18 | | | |
| 560 SEC (126.045) (178 kW) Eng.M 117.968 (10.85-06.91) 10/85-6/91 | | | | | | | | | | | | | | | | | | | | |
| 19-2570 | | | R | | | | | | | 40,99 | 75 | | | | | 18 | 18 | | | |
| 560 SEC (126.045) (200 kW) Eng.M 117.968 10/85-12/87 | | | | | | | | | | | | | | | | | | | | |
| 19-2570 | | | R | | | | | | | 40,99 | 75 | | | | | 18 | 18 | | | |

MERCEDES BENZ

| METELLI ref | Spare Parts | F/R | L/R | ABS | A | B | C | D | E | F | G | H | I | L | M | Fig | NOTE |
|--|-------------|-----|-----|-----|---|---|-------|----|-----|---|---|---|----|------|---|-----|-----------------------|
| 560 SEC (126.045) (205 kW) Eng.M 117.968 (10.85-06.91) 10/85-6/91 | | | | | | | | | | | | | | | | | |
| 19-2570 | | R | | | | | 40,99 | 75 | | | | | 18 | 18 | | | |
| 560 SEC (126.045) (220 kW) Eng.M 117.968 10/85-12/89 | | | | | | | | | | | | | | | | | |
| 19-2570 | | R | | | | | 40,99 | 75 | | | | | 18 | 18 | | | |
| Classe S VI (W221) 10/05-12/13 | | | | | | | | | | | | | | | | | |
| S 250 CDI (221.003, 221.103) (150 kW) Eng.OM 651.961 1/11-12/13 | | | | | | | | | | | | | | | | | |
| 19-2940 | | R | | | | | 49 | 91 | 126 | | | | 50 | 38,5 | | | Exc. Special Vehicles |
| S 280 (221.054) (170 kW) Eng.M 272.946 8/06-12/13 | | | | | | | | | | | | | | | | | |
| 19-2940 | | R | | | | | 49 | 91 | 126 | | | | 50 | 38,5 | | | Exc. Special Vehicles |
| S 300 (221.054, 221.154) (170 kW) Eng.M 272.946 8/06-12/13 | | | | | | | | | | | | | | | | | |
| 19-2940 | | R | | | | | 49 | 91 | 126 | | | | 50 | 38,5 | | | Exc. Special Vehicles |
| S 320 CDI (155 kW) Eng.OM 642.930 10/05-12/13 | | | | | | | | | | | | | | | | | |
| 19-2940 | | R | | | | | 49 | 91 | 126 | | | | 50 | 38,5 | | | |
| S 320 CDI (221.022, 221.122) (173 kW) Eng.OM 642.930 12/05-6/09 | | | | | | | | | | | | | | | | | |
| 19-2940 | | R | | | | | 49 | 91 | 126 | | | | 50 | 38,5 | | | Exc. Special Vehicles |
| S 320 CDI 4-matic (221.080, 221.180) (155 kW) Eng.OM 642.932 10/05-12/13 | | | | | | | | | | | | | | | | | |
| 19-2940 | | R | | | | | 49 | 91 | 126 | | | | 50 | 38,5 | | | Exc. Special Vehicles |
| S 320 CDI 4-matic (221.080, 221.180) (173 kW) Eng.OM 642.932 10/06-12/13 | | | | | | | | | | | | | | | | | |
| 19-2940 | | R | | | | | 49 | 91 | 126 | | | | 50 | 38,5 | | | Exc. Special Vehicles |
| S 350 (221.056, 221.156) (200 kW) Eng.M 272.965 10/05-12/13 | | | | | | | | | | | | | | | | | |
| 19-2940 | | R | | | | | 49 | 91 | 126 | | | | 50 | 38,5 | | | Exc. Special Vehicles |
| S 350 4-matic (221.087, 221.187) (200 kW) Eng.M 272.975 2/08-12/13 | | | | | | | | | | | | | | | | | |
| 19-2940 | | R | | | | | 49 | 91 | 126 | | | | 50 | 38,5 | | | Exc. Special Vehicles |
| S 350 BlueTec (221.026, 221.126) (190 kW) Eng.OM 642.862 4/11-12/13 | | | | | | | | | | | | | | | | | |
| 19-2940 | | R | | | | | 49 | 91 | 126 | | | | 50 | 38,5 | | | Exc. Special Vehicles |
| S 350 BlueTEC 4-matic (221.083, 221.183) (190 kW) Eng.OM 642.868 4/11-12/13 | | | | | | | | | | | | | | | | | |
| 19-2940 | | R | | | | | 49 | 91 | 126 | | | | 50 | 38,5 | | | Exc. Special Vehicles |

MERCEDES BENZ

| METELLI ref | Spare Parts | | F/R | L/R | | | ABS | A | B | C | D | E | F | G | H | I | L | M | Fig | NOTE |
|---|-------------|--|-----|-----|--|--|-----|---|---|----|----|-----|---|---|---|---|----|------|-----|-----------------------|
| S 350 CDI (155 kW) Eng.OM 642.930 6/09-12/13 | | | | | | | | | | | | | | | | | | | | |
| 19-2940 | | | R | | | | | | | 49 | 91 | 126 | | | | | 50 | 38,5 | | |
| S 350 CDI (173 kW) Eng.OM 642.930 6/09-12/13 | | | | | | | | | | | | | | | | | | | | |
| 19-2940 | | | R | | | | | | | 49 | 91 | 126 | | | | | 50 | 38,5 | | |
| S 350 CDI 4-matic (221.080, 221.081) (155 kW) Eng.OM 642.932 1/09-12/10 | | | | | | | | | | | | | | | | | | | | |
| 19-2940 | | | R | | | | | | | 49 | 91 | 126 | | | | | 50 | 38,5 | | |
| S 350 CDI 4-matic (221.080, 221.180) (173 kW) Eng.OM 642.932 6/09-7/13 | | | | | | | | | | | | | | | | | | | | |
| 19-2940 | | | R | | | | | | | 49 | 91 | 126 | | | | | 50 | 38,5 | | |
| S 350 CGI (221.057, 221.157) (225 kW) Eng.M 276.950 4/11-12/13 | | | | | | | | | | | | | | | | | | | | |
| 19-2940 | | | R | | | | | | | 49 | 91 | 126 | | | | | 50 | 38,5 | | Exc. Special Vehicles |
| S 350 CGI 4-matic (221.082, 221.182) (225 kW) Eng.M 276.950 4/11-12/13 | | | | | | | | | | | | | | | | | | | | |
| 19-2940 | | | R | | | | | | | 49 | 91 | 126 | | | | | 50 | 38,5 | | Exc. Special Vehicles |
| S 400 Hybrid (221.095, 221.195) (205 kW) Eng.M 272.974 1/09-12/13 | | | | | | | | | | | | | | | | | | | | |
| 19-2940 | | | R | | | | | | | 49 | 91 | 126 | | | | | 50 | 38,5 | | Exc. Special Vehicles |
| S 420 CDI (221.028, 221.128) (235 kW) Eng.OM 629.911 10/06-12/09 | | | | | | | | | | | | | | | | | | | | |
| 19-2940 | | | R | | | | | | | 49 | 91 | 126 | | | | | 50 | 38,5 | | Exc. Special Vehicles |
| S 450 (221.070, 221.170) (250 kW) Eng.M 273.922 12/05-12/13 | | | | | | | | | | | | | | | | | | | | |
| 19-2940 | | | R | | | | | | | 49 | 91 | 126 | | | | | 50 | 38,5 | | Exc. Special Vehicles |
| S 450 4-matic (221.084, 221.184) (250 kW) Eng.M 273.924 12/05-12/13 | | | | | | | | | | | | | | | | | | | | |
| 19-2940 | | | R | | | | | | | 49 | 91 | 126 | | | | | 50 | 38,5 | | Exc. Special Vehicles |
| S 450 CDI (221.028, 221.128) (235 kW) Eng.OM 629.911 1/09-12/13 | | | | | | | | | | | | | | | | | | | | |
| 19-2940 | | | R | | | | | | | 49 | 91 | 126 | | | | | 50 | 38,5 | | |
| S 500 (221.071, 221.171) (285 kW) Eng.M 273.961 10/05-12/13 | | | | | | | | | | | | | | | | | | | | |
| 19-2940 | | | R | | | | | | | 49 | 91 | 126 | | | | | 50 | 38,5 | | Exc. Special Vehicles |
| S 500 4-matic (221.086, 221.186) (285 kW) Eng.M 273.961, M 273.968 10/05-12/13 | | | | | | | | | | | | | | | | | | | | |
| 19-2940 | | | R | | | | | | | 49 | 91 | 126 | | | | | 50 | 38,5 | | Exc. Special Vehicles |
| S 500 CGI (221.073, 221.173) (320 kW) Eng.M 278.932 4/11-12/13 | | | | | | | | | | | | | | | | | | | | |
| 19-2940 | | | R | | | | | | | 49 | 91 | 126 | | | | | 50 | 38,5 | | Exc. Special Vehicles |

MERCEDES BENZ

| METELLI ref | Spare Parts | | F/R | L/R | | | ABS | A | B | C | D | E | F | G | H | I | L | M | Fig | NOTE |
|---|-------------|--|-----|-----|--|--|-----|---|---|----|----|-----|---|---|---|----|------|---|-----|-----------------------|
| S 500 CGI 4-matic (221.094, 221.194) (320 kW) Eng.M 278.932 3/11-12/13 | | | | | | | | | | | | | | | | | | | | |
| 19-2940 | | | R | | | | | | | 49 | 91 | 126 | | | | 50 | 38,5 | | | Exc. Special Vehicles |
| S 600 (221.176) (380 kW) Eng.M 275.953 12/05-12/13 | | | | | | | | | | | | | | | | | | | | |
| 19-2940 | | | R | | | | | | | 49 | 91 | 126 | | | | 50 | 38,5 | | | Exc. Special Vehicles |
| S 63 AMG (221.074, 221.174) (400 kW) Eng.M 157.980 3/11-12/13 | | | | | | | | | | | | | | | | | | | | |
| 19-2940 | | | R | | | | | | | 49 | 91 | 126 | | | | 50 | 38,5 | | | Exc. Special Vehicles |
| S 63 AMG (221.074, 221.174) (420 kW) Eng.M 157.980 2/12-12/13 | | | | | | | | | | | | | | | | | | | | |
| 19-2940 | | | R | | | | | | | 49 | 91 | 126 | | | | 50 | 38,5 | | | Exc. Special Vehicles |
| S 63 AMG (221.077, 221.177) (386 kW) Eng.M 156.984 10/06-12/13 | | | | | | | | | | | | | | | | | | | | |
| 19-2940 | | | R | | | | | | | 49 | 91 | 126 | | | | 50 | 38,5 | | | Exc. Special Vehicles |
| S 65 AMG (221.179) (450 kW) Eng.M 275.982 12/05-12/13 | | | | | | | | | | | | | | | | | | | | |
| 19-2940 | | | R | | | | | | | 49 | 91 | 126 | | | | 50 | 38,5 | | | Exc. Special Vehicles |
| S 65 AMG (221.179) (463 kW) Eng.M 275.982 10/10-12/13 | | | | | | | | | | | | | | | | | | | | |
| 19-2940 | | | R | | | | | | | 49 | 91 | 126 | | | | 50 | 38,5 | | | Exc. Special Vehicles |
| Classe S VI Coupe (C216) 5/06-12/13 | | | | | | | | | | | | | | | | | | | | |
| CL 500 (216.371) (285 kW) Eng.M 273.961 6/06-12/13 | | | | | | | | | | | | | | | | | | | | |
| 19-2940 | | | R | | | | | | | 49 | 91 | 126 | | | | 50 | 38,5 | | | |
| CL 500 (216.373) (320 kW) Eng.M 278.920 2/11-12/13 | | | | | | | | | | | | | | | | | | | | |
| 19-2940 | | | R | | | | | | | 49 | 91 | 126 | | | | 50 | 38,5 | | | |
| CL 500 4-matic (216.386) (285 kW) Eng.M 273.968 2/08-12/13 | | | | | | | | | | | | | | | | | | | | |
| 19-2940 | | | R | | | | | | | 49 | 91 | 126 | | | | 50 | 38,5 | | | |
| CL 500 4-matic (216.394) (320 kW) Eng.M 278.920 2/11-12/13 | | | | | | | | | | | | | | | | | | | | |
| 19-2940 | | | R | | | | | | | 49 | 91 | 126 | | | | 50 | 38,5 | | | |
| CL 600 (216.376) (380 kW) Eng.M 275.953 5/06-12/13 | | | | | | | | | | | | | | | | | | | | |
| 19-2940 | | | R | | | | | | | 49 | 91 | 126 | | | | 50 | 38,5 | | | |
| CL 63 AMG (216.374) (400 kW) Eng.M 157.980 2/11-12/13 | | | | | | | | | | | | | | | | | | | | |
| 19-2940 | | | R | | | | | | | 49 | 91 | 126 | | | | 50 | 38,5 | | | |

MERCEDES BENZ

| METELLI ref | Spare Parts | | F/R | L/R | | | ABS | A | B | C | D | E | F | G | H | I | L | M | Fig | NOTE |
|--|-------------|--|-----|-----|--|--|-----|---|---|----|----|-----|---|---|---|----|------|---|-----|------|
| CL 63 AMG (216.374) (420 kW) Eng.M 157.980 1/10-12/13 | | | | | | | | | | | | | | | | | | | | |
| 19-2940 | | | R | | | | | | | 49 | 91 | 126 | | | | 50 | 38,5 | | | |
| CL 63 AMG (216.377) (386 kW) Eng.M 156.984 10/06-12/13 | | | | | | | | | | | | | | | | | | | | |
| 19-2940 | | | R | | | | | | | 49 | 91 | 126 | | | | 50 | 38,5 | | | |
| CL 65 AMG (216.379) (450 kW) Eng.M 275.982 10/06-12/10 | | | | | | | | | | | | | | | | | | | | |
| 19-2940 | | | R | | | | | | | 49 | 91 | 126 | | | | 50 | 38,5 | | | |
| CL 65 AMG (216.379) (463 kW) Eng.M 275.982 2/11-12/13 | | | | | | | | | | | | | | | | | | | | |
| 19-2940 | | | R | | | | | | | 49 | 91 | 126 | | | | 50 | 38,5 | | | |
| Classe S VII (W222, V222, X222) 5/13-1/70 | | | | | | | | | | | | | | | | | | | | |
| S 350 BlueTEC / d (222.132, 222.032, 222.123) (190 kW) Eng.OM 642.861 5/13-5/17 | | | | | | | | | | | | | | | | | | | | |
| 19-2940 | | | R | | | | | | | 49 | 91 | 126 | | | | 50 | 38,5 | | | |
| S 400 Hybrid / h (222.057, 222.157) (225 kW) Eng.M 276.960 5/13-5/17 | | | | | | | | | | | | | | | | | | | | |
| 19-2940 | | | R | | | | | | | 49 | 91 | 126 | | | | 50 | 38,5 | | | |
| S 500 (222.082, 222.182) (335 kW) Eng.M 278.929 5/13-5/17 | | | | | | | | | | | | | | | | | | | | |
| 19-2940 | | | R | | | | | | | 49 | 91 | 126 | | | | 50 | 38,5 | | | |
| S 500 4-matic (222.085, 222.185) (335 kW) Eng.M 278.929 5/13-5/17 | | | | | | | | | | | | | | | | | | | | |
| 19-2940 | | | R | | | | | | | 49 | 91 | 126 | | | | 50 | 38,5 | | | |
| S 63 AMG (222.077, 222.177) (430 kW) Eng.M 157.985 5/13-5/17 | | | | | | | | | | | | | | | | | | | | |
| 19-2940 | | | R | | | | | | | 49 | 91 | 126 | | | | 50 | 38,5 | | | |
| S 63 AMG 4-matic (222.178) (430 kW) Eng.M 157.985 5/13-5/17 | | | | | | | | | | | | | | | | | | | | |
| 19-2940 | | | R | | | | | | | 49 | 91 | 126 | | | | 50 | 38,5 | | | |
| Classe V I (638/2) 9/96-7/03 | | | | | | | | | | | | | | | | | | | | |
| V 200 (638.214, 638.294) (95 kW) Eng.M 111.948, M 111.950 2/97-7/03 | | | | | | | | | | | | | | | | | | | | |
| 19-2288 | | | F/R | | | | | | | 45 | 84 | | | | | | 39 | | | |
| V 200 CDI (638.294) (75 kW) Eng.OM 611.980 3/99-7/03 | | | | | | | | | | | | | | | | | | | | |
| 19-2288 | | | F/R | | | | | | | 45 | 84 | | | | | | 39 | | | |

MERCEDES BENZ

| METELLI ref | Spare Parts | | F/R | L/R | | | ABS | A | B | C | D | E | F | G | H | I | L | M | Fig | NOTE |
|--|-------------|--|-----|-----|--|--|-----|---|---|----|-------|---|---|---|---|---|---|-------|-----|------|
| V 220 CDI (638.294) (90 kW) Eng.OM 611.980 3/99-7/03 | | | | | | | | | | | | | | | | | | | | |
| 19-2288 | | | F/R | | | | | | | 45 | 84 | | | | | | | 39 | | |
| V 230 (638.234, 638.294) (105 kW) Eng.M 111.978, M 111.980 10/96-7/03 | | | | | | | | | | | | | | | | | | | | |
| 19-2288 | | | F/R | | | | | | | 45 | 84 | | | | | | | 39 | | |
| V 230 TD (638.274) (72 kW) Eng.OM 601.970 (09.96-.) 9/96-7/03 | | | | | | | | | | | | | | | | | | | | |
| 19-2288 | | | F/R | | | | | | | 45 | 84 | | | | | | | 39 | | |
| V 280 (638.244, 638.294) (128 kW) Eng.M 104.900 (08.97-.) 8/97-7/03 | | | | | | | | | | | | | | | | | | | | |
| 19-2288 | | | F/R | | | | | | | 45 | 84 | | | | | | | 39 | | |
| CLK Cabrio I (A208) 3/98-3/02 | | | | | | | | | | | | | | | | | | | | |
| 200 (208.435) (100 kW) Eng.M 111.941, M 111.945 3/98-3/02 | | | | | | | | | | | | | | | | | | | | |
| 19-2213 | | | F | | | | | | | 22 | 59,98 | | | | | | | 16,64 | | |
| 19-2572 | | | R | | | | | | | 45 | 84 | | | | | | | 39 | | |
| 200 Kompressor (208.444) (120 kW) Eng.M 111.956 6/00-3/02 | | | | | | | | | | | | | | | | | | | | |
| 19-2213 | | | F | | | | | | | 22 | 59,98 | | | | | | | 16,64 | | |
| 19-2572 | | | R | | | | | | | 45 | 84 | | | | | | | 39 | | |
| 200 Kompressor (208.445) (141 kW) Eng.M 111.944 3/98-6/00 | | | | | | | | | | | | | | | | | | | | |
| 19-2213 | | | F | | | | | | | 22 | 59,98 | | | | | | | 16,64 | | |
| 19-2572 | | | R | | | | | | | 45 | 84 | | | | | | | 39 | | |
| 230 Kompressor (208.447) (142 kW) Eng.M 111.973, M 111.975 3/98-6/00 | | | | | | | | | | | | | | | | | | | | |
| 19-2213 | | | F | | | | | | | 22 | 59,98 | | | | | | | 16,64 | | |
| 19-2572 | | | R | | | | | | | 45 | 84 | | | | | | | 39 | | |
| 230 Kompressor (208.448) (145 kW) Eng.M 111.982 6/00-3/02 | | | | | | | | | | | | | | | | | | | | |
| 19-2213 | | | F | | | | | | | 22 | 59,98 | | | | | | | 16,64 | | |
| 19-2572 | | | R | | | | | | | 45 | 84 | | | | | | | 39 | | |
| 320 (208.465) (160 kW) Eng.M 112.940 3/98-3/02 | | | | | | | | | | | | | | | | | | | | |
| 19-2213 | | | F | | | | | | | 22 | 59,98 | | | | | | | 16,64 | | |
| 19-2572 | | | R | | | | | | | 45 | 84 | | | | | | | 39 | | |

MERCEDES BENZ

| METELLI ref | Spare Parts | | F/R | L/R | | | ABS | A | B | C | D | E | F | G | H | I | L | M | Fig | NOTE |
|--|-------------|--|-----|-----|--|--|-----|---|---|----|-------|---|---|---|---|---|-------|---|-----|------|
| CLK 350 (209.456) (200 kW) Eng.M 272.960 1/05-3/10 | | | | | | | | | | | | | | | | | | | | |
| 19-2572 | | | R | | | | | | | 45 | 84 | | | | | | 39 | | | |
| 19-2827 | | | F | | | | | | | 22 | 50 | | | | | | 18,5 | | | |
| CLK 500 (209.472) (285 kW) Eng.M 273.967 6/06-3/10 | | | | | | | | | | | | | | | | | | | | |
| 19-2572 | | | R | | | | | | | 45 | 84 | | | | | | 39 | | | |
| 19-2827 | | | F | | | | | | | 22 | 50 | | | | | | 18,5 | | | |
| CLK 500 (209.475) (225 kW) Eng.M 113.968 2/03-3/10 | | | | | | | | | | | | | | | | | | | | |
| 19-2572 | | | R | | | | | | | 45 | 84 | | | | | | 39 | | | |
| 19-2827 | | | F | | | | | | | 22 | 50 | | | | | | 18,5 | | | |
| CLK 55 AMG (209.476) (270 kW) Eng.M 113.987 6/02-3/10 | | | | | | | | | | | | | | | | | | | | |
| 19-2572 | | | R | | | | | | | 45 | 84 | | | | | | 39 | | | |
| 19-2827 | | | F | | | | | | | 22 | 50 | | | | | | 18,5 | | | |
| CLK 63 AMG (209.477) (354 kW) Eng.M 156.982 4/06-3/10 | | | | | | | | | | | | | | | | | | | | |
| 19-2572 | | | R | | | | | | | 45 | 84 | | | | | | 39 | | | |
| 19-2827 | | | F | | | | | | | 22 | 50 | | | | | | 18,5 | | | |
| CLK AMG DTM (428 kW) Eng.M 113.994 6/04-10/05 | | | | | | | | | | | | | | | | | | | | |
| 19-2572 | | | R | | | | | | | 45 | 84 | | | | | | 39 | | | |
| 19-2827 | | | F | | | | | | | 22 | 50 | | | | | | 18,5 | | | |
| CLK I (C208) 6/97-7/02 | | | | | | | | | | | | | | | | | | | | |
| 200 (208.335) (100 kW) Eng.M 111.945 6/97-6/02 | | | | | | | | | | | | | | | | | | | | |
| 19-2213 | | | F | | | | | | | 22 | 59,98 | | | | | | 16,64 | | | |
| 19-2572 | | | R | | | | | | | 45 | 84 | | | | | | 39 | | | |
| 200 Kompressor (208.344) (120 kW) Eng.M 111.956 6/00-6/02 | | | | | | | | | | | | | | | | | | | | |
| 19-2213 | | | F | | | | | | | 22 | 59,98 | | | | | | 16,64 | | | |
| 19-2572 | | | R | | | | | | | 45 | 84 | | | | | | 39 | | | |
| 200 Kompressor (208.345) (141 kW) Eng.M 111.944 6/97-6/00 | | | | | | | | | | | | | | | | | | | | |
| 19-2213 | | | F | | | | | | | 22 | 59,98 | | | | | | 16,64 | | | |
| 19-2572 | | | R | | | | | | | 45 | 84 | | | | | | 39 | | | |

MERCEDES BENZ

| METELLI ref | Spare Parts | | F/R | L/R | | | ABS | A | B | C | D | E | F | G | H | I | L | M | Fig | NOTE |
|---|-------------|--|-----|-----|--|--|-----|---|---|----|----|---|---|---|---|---|---|------|-----|------|
| 220 CDI (209.308) (110 kW) Eng.OM 646.966 1/05-5/09 | | | | | | | | | | | | | | | | | | | | |
| 19-2572 | | | R | | | | | | | 45 | 84 | | | | | | | 39 | | |
| 19-2827 | | | F | | | | | | | 22 | 50 | | | | | | | 18,5 | | |
| 240 (209.361) (120 kW) Eng.M 112.912 6/02-5/09 | | | | | | | | | | | | | | | | | | | | |
| 19-2572 | | | R | | | | | | | 45 | 84 | | | | | | | 39 | | |
| 19-2827 | | | F | | | | | | | 22 | 50 | | | | | | | 18,5 | | |
| 240 (209.361) (125 kW) Eng.M 112.912 6/02-5/09 | | | | | | | | | | | | | | | | | | | | |
| 19-2572 | | | R | | | | | | | 45 | 84 | | | | | | | 39 | | |
| 19-2827 | | | F | | | | | | | 22 | 50 | | | | | | | 18,5 | | |
| 270 CDI (209.316) (120 kW) Eng.OM 612.967 2/03-6/05 | | | | | | | | | | | | | | | | | | | | |
| 19-2572 | | | R | | | | | | | 45 | 84 | | | | | | | 39 | | |
| 19-2827 | | | F | | | | | | | 22 | 50 | | | | | | | 18,5 | | |
| 270 CDI (209.316) (125 kW) Eng.OM 612.962, OM 612.967 10/02-5/09 | | | | | | | | | | | | | | | | | | | | |
| 19-2572 | | | R | | | | | | | 45 | 84 | | | | | | | 39 | | |
| 19-2827 | | | F | | | | | | | 22 | 50 | | | | | | | 18,5 | | |
| 280 (209.354) (170 kW) Eng.M 272.940 1/05-5/09 | | | | | | | | | | | | | | | | | | | | |
| 19-2572 | | | R | | | | | | | 45 | 84 | | | | | | | 39 | | |
| 19-2827 | | | F | | | | | | | 22 | 50 | | | | | | | 18,5 | | |
| 320 (209.365) (160 kW) Eng.M 112.955 6/02-5/09 | | | | | | | | | | | | | | | | | | | | |
| 19-2572 | | | R | | | | | | | 45 | 84 | | | | | | | 39 | | |
| 19-2827 | | | F | | | | | | | 22 | 50 | | | | | | | 18,5 | | |
| 320 CDI (209.320) (165 kW) Eng.OM 642.910 1/05-5/09 | | | | | | | | | | | | | | | | | | | | |
| 19-2572 | | | R | | | | | | | 45 | 84 | | | | | | | 39 | | |
| 19-2827 | | | F | | | | | | | 22 | 50 | | | | | | | 18,5 | | |
| 350 (209.356) (200 kW) Eng.M 272.960 1/05-5/09 | | | | | | | | | | | | | | | | | | | | |
| 19-2572 | | | R | | | | | | | 45 | 84 | | | | | | | 39 | | |
| 19-2827 | | | F | | | | | | | 22 | 50 | | | | | | | 18,5 | | |
| 500 (209.372) (285 kW) Eng.M 273.965 6/06-5/09 | | | | | | | | | | | | | | | | | | | | |
| 19-2572 | | | R | | | | | | | 45 | 84 | | | | | | | 39 | | |

MERCEDES BENZ

| METELLI ref | Spare Parts | | F/R | L/R | | ABS | A | B | C | D | E | F | G | H | I | L | M | Fig | NOTE |
|---|-------------|--|-----|-----|--|-----|---|---|----|-------|-----|---|---|---|----|-------|---|-----|------|
| 19-2827 | | | F | | | | | | 22 | 50 | | | | | | 18,5 | | | |
| 500 (209.375) (225 kW) Eng.M 113.968 6/02-5/09 | | | | | | | | | | | | | | | | | | | |
| 19-2572 | | | R | | | | | | 45 | 84 | | | | | | 39 | | | |
| 19-2827 | | | F | | | | | | 22 | 50 | | | | | | 18,5 | | | |
| 55 AMG (209.376) (270 kW) Eng.M 113.987 9/02-5/09 | | | | | | | | | | | | | | | | | | | |
| 19-2572 | | | R | | | | | | 45 | 84 | | | | | | 39 | | | |
| 19-2827 | | | F | | | | | | 22 | 50 | | | | | | 18,5 | | | |
| 63 AMG (209.377) (354 kW) Eng.M 156.982 4/06-5/09 | | | | | | | | | | | | | | | | | | | |
| 19-2572 | | | R | | | | | | 45 | 84 | | | | | | 39 | | | |
| 19-2827 | | | F | | | | | | 22 | 50 | | | | | | 18,5 | | | |
| 63 AMG (209.377) (373 kW) Eng.M 156.982 5/07-5/09 | | | | | | | | | | | | | | | | | | | |
| 19-2572 | | | R | | | | | | 45 | 84 | | | | | | 39 | | | |
| 19-2827 | | | F | | | | | | 22 | 50 | | | | | | 18,5 | | | |
| DTM AMG (428 kW) Eng.M 113.994 6/04-10/05 | | | | | | | | | | | | | | | | | | | |
| 19-2572 | | | R | | | | | | 45 | 84 | | | | | | 39 | | | |
| 19-2827 | | | F | | | | | | 22 | 50 | | | | | | 18,5 | | | |
| CLS (C218) 1/11-1/70 | | | | | | | | | | | | | | | | | | | |
| CLS 220 BlueTEC / d (218.301) (120 kW) Eng.OM 651.924 5/14-12/17 | | | | | | | | | | | | | | | | | | | |
| 19-2828 | | | F | | | | | | 40 | 67,93 | | | | | | 20,13 | | | |
| 19-2940 | | | R | | | | | | 49 | 91 | 126 | | | | 50 | 38,5 | | | |
| CLS 220 BlueTEC / d (218.301) (125 kW) Eng.OM 651.924 5/14-12/17 | | | | | | | | | | | | | | | | | | | |
| 19-2828 | | | F | | | | | | 40 | 67,93 | | | | | | 20,13 | | | |
| 19-2940 | | | R | | | | | | 49 | 91 | 126 | | | | 50 | 38,5 | | | |
| CLS 220 BlueTEC / d (218.301) (130 kW) Eng.OM 651.924 5/14-12/17 | | | | | | | | | | | | | | | | | | | |
| 19-2828 | | | F | | | | | | 40 | 67,93 | | | | | | 20,13 | | | |
| 19-2940 | | | R | | | | | | 49 | 91 | 126 | | | | 50 | 38,5 | | | |
| CLS 250 BlueTEC / d 4-matic (218.397) (150 kW) Eng.OM 651.924 5/14-12/17 | | | | | | | | | | | | | | | | | | | |
| 19-2940 | | | R | | | | | | 49 | 91 | 126 | | | | 50 | 38,5 | | | |

MERCEDES BENZ

| METELLI ref | Spare Parts | | F/R | L/R | | | ABS | A | B | C | D | E | F | G | H | I | L | M | Fig | NOTE |
|---|-------------|--|-----|-----|--|--|-----|---|---|----|-------|-----|---|---|---|---|-------|------|-----|------|
| CLS 250 CDI / BlueTEC / d (218.303, 218.304) (150 kW) Eng.OM 651.924 4/11-12/17 | | | | | | | | | | | | | | | | | | | | |
| 19-2828 | | | F | | | | | | | 40 | 67,93 | | | | | | 20,13 | | | |
| 19-2940 | | | R | | | | | | | 49 | 91 | 126 | | | | | 50 | 38,5 | | |
| CLS 350 (218.359) (225 kW) Eng.M 276.952 1/11-8/14 | | | | | | | | | | | | | | | | | | | | |
| 19-2828 | | | F | | | | | | | 40 | 67,93 | | | | | | 20,13 | | | |
| 19-2940 | | | R | | | | | | | 49 | 91 | 126 | | | | | 50 | 38,5 | | |
| CLS 350 BlueTEC / d (218.326) (185 kW) Eng.OM 642.852, OM 642.853 2/13-12/17 | | | | | | | | | | | | | | | | | | | | |
| 19-2828 | | | F | | | | | | | 40 | 67,93 | | | | | | 20,13 | | | |
| 19-2940 | | | R | | | | | | | 49 | 91 | 126 | | | | | 50 | 38,5 | | |
| CLS 350 BlueTEC / d (218.326) (190 kW) Eng.OM 642.852, OM 642.853 6/14-12/17 | | | | | | | | | | | | | | | | | | | | |
| 19-2828 | | | F | | | | | | | 40 | 67,93 | | | | | | 20,13 | | | |
| 19-2940 | | | R | | | | | | | 49 | 91 | 126 | | | | | 50 | 38,5 | | |
| CLS 350 BlueTEC / d 4-matic (218.394) (185 kW) Eng.OM 642.854, OM 642.858 2/13-12/17 | | | | | | | | | | | | | | | | | | | | |
| 19-2940 | | | R | | | | | | | 49 | 91 | 126 | | | | | 50 | 38,5 | | |
| CLS 350 CDI / d (218.323) (195 kW) Eng.OM 642.852, OM 642.853 1/11-8/14 | | | | | | | | | | | | | | | | | | | | |
| 19-2828 | | | F | | | | | | | 40 | 67,93 | | | | | | 20,13 | | | |
| 19-2940 | | | R | | | | | | | 49 | 91 | 126 | | | | | 50 | 38,5 | | |
| CLS 350 CDI / d 4-matic (218.393) (195 kW) Eng.OM 642.854, OM 642.858 9/11-8/14 | | | | | | | | | | | | | | | | | | | | |
| 19-2940 | | | R | | | | | | | 49 | 91 | 126 | | | | | 50 | 38,5 | | |
| CLS 350 d 4-matic (218.394) (190 kW) Eng.OM 642.854, OM 642.858 4/15-12/17 | | | | | | | | | | | | | | | | | | | | |
| 19-2940 | | | R | | | | | | | 49 | 91 | 126 | | | | | 50 | 38,5 | | |
| CLS 400 (218.361) (245 kW) Eng.M 276.850 7/14-12/17 | | | | | | | | | | | | | | | | | | | | |
| 19-2828 | | | F | | | | | | | 40 | 67,93 | | | | | | 20,13 | | | |
| 19-2940 | | | R | | | | | | | 49 | 91 | 126 | | | | | 50 | 38,5 | | |
| CLS 400 (218.365) (245 kW) Eng.M 276.820 5/14-12/17 | | | | | | | | | | | | | | | | | | | | |
| 19-2828 | | | F | | | | | | | 40 | 67,93 | | | | | | 20,13 | | | |
| 19-2940 | | | R | | | | | | | 49 | 91 | 126 | | | | | 50 | 38,5 | | |
| CLS 400 4-matic (218.367) (245 kW) Eng.M 276.820 5/14-12/17 | | | | | | | | | | | | | | | | | | | | |
| 19-2940 | | | R | | | | | | | 49 | 91 | 126 | | | | | 50 | 38,5 | | |

MERCEDES BENZ

| METELLI ref | Spare Parts | | F/R | L/R | | | ABS | A | B | C | D | E | F | G | H | I | L | M | Fig | NOTE |
|--|-------------|--|-----|-----|--|--|-----|---|---|----|-------|-----|---|---|---|---|----|-------|------|------|
| CLS 400 4-matic (218.368) (245 kW) Eng.M 276.850 7/14-12/17 | | | | | | | | | | | | | | | | | | | | |
| 19-2940 | | | R | | | | | | | 49 | 91 | 126 | | | | | 50 | 38,5 | | |
| CLS 500 (218.373) (300 kW) Eng.M 278.922 2/11-12/17 | | | | | | | | | | | | | | | | | | | | |
| 19-2828 | | | F | | | | | | | 40 | 67,93 | | | | | | | 20,13 | | |
| 19-2940 | | | R | | | | | | | 49 | 91 | 126 | | | | | | 50 | 38,5 | |
| CLS 500 4-matic (218.391) (300 kW) Eng.M 278.922 9/11-12/17 | | | | | | | | | | | | | | | | | | | | |
| 19-2940 | | | R | | | | | | | 49 | 91 | 126 | | | | | | 50 | 38,5 | |
| CLS 63 AMG (218.374) (386 kW) Eng.M 157.980, M 157.981 1/11-12/17 | | | | | | | | | | | | | | | | | | | | |
| 19-2828 | | | F | | | | | | | 40 | 67,93 | | | | | | | 20,13 | | |
| 19-2940 | | | R | | | | | | | 49 | 91 | 126 | | | | | | 50 | 38,5 | |
| CLS 63 AMG (218.374) (410 kW) Eng.M 157.980, M 157.981 1/11-12/17 | | | | | | | | | | | | | | | | | | | | |
| 19-2828 | | | F | | | | | | | 40 | 67,93 | | | | | | | 20,13 | | |
| 19-2940 | | | R | | | | | | | 49 | 91 | 126 | | | | | | 50 | 38,5 | |
| CLS 63 AMG (218.375) (430 kW) Eng.M 157.981 2/13-12/17 | | | | | | | | | | | | | | | | | | | | |
| 19-2828 | | | F | | | | | | | 40 | 67,93 | | | | | | | 20,13 | | |
| 19-2940 | | | R | | | | | | | 49 | 91 | 126 | | | | | | 50 | 38,5 | |
| CLS 63 AMG 4-matic (218.376) (430 kW) Eng.M 157.981 2/13-12/17 | | | | | | | | | | | | | | | | | | | | |
| 19-2940 | | | R | | | | | | | 49 | 91 | 126 | | | | | | 50 | 38,5 | |
| CLS 63 AMG 4-matic (218.392) (410 kW) Eng.M 157.981 5/13-12/17 | | | | | | | | | | | | | | | | | | | | |
| 19-2940 | | | R | | | | | | | 49 | 91 | 126 | | | | | | 50 | 38,5 | |
| CLS (C219) 10/04-12/10 | | | | | | | | | | | | | | | | | | | | |
| CLS 280 (219.354) (170 kW) Eng.M 272.943 7/08-12/10 | | | | | | | | | | | | | | | | | | | | |
| 19-2828 | | | F | | | | | | | 40 | 67,93 | | | | | | | 20,13 | | |
| 19-2940 | | | R | | | | | | | 49 | 91 | 126 | | | | | | 50 | 38,5 | |
| CLS 300 (219.354) (170 kW) Eng.M 272.943 4/09-12/10 | | | | | | | | | | | | | | | | | | | | |
| 19-2828 | | | F | | | | | | | 40 | 67,93 | | | | | | | 20,13 | | |
| 19-2940 | | | R | | | | | | | 49 | 91 | 126 | | | | | | 50 | 38,5 | |

MERCEDES BENZ

| METELLI ref | Spare Parts | | F/R | L/R | | | ABS | A | B | C | D | E | F | G | H | I | L | M | Fig | NOTE |
|---|-------------|--|-----|-----|--|--|-----|---|---|----|-------|-----|---|---|---|----|-------|---|-----|------|
| CLS 320 CDI (155 kW) Eng.OM 642.920 1/05-12/10 | | | | | | | | | | | | | | | | | | | | |
| 19-2828 | | | F | | | | | | | 40 | 67,93 | | | | | | 20,13 | | | |
| 19-2940 | | | R | | | | | | | 49 | 91 | 126 | | | | 50 | 38,5 | | | |
| CLS 320 CDI (219.322) (165 kW) Eng.OM 642.920 1/05-12/10 | | | | | | | | | | | | | | | | | | | | |
| 19-2828 | | | F | | | | | | | 40 | 67,93 | | | | | | 20,13 | | | |
| 19-2940 | | | R | | | | | | | 49 | 91 | 126 | | | | 50 | 38,5 | | | |
| CLS 350 (219.356) (200 kW) Eng.M 272.964 10/04-12/10 | | | | | | | | | | | | | | | | | | | | |
| 19-2828 | | | F | | | | | | | 40 | 67,93 | | | | | | 20,13 | | | |
| 19-2940 | | | R | | | | | | | 49 | 91 | 126 | | | | 50 | 38,5 | | | |
| CLS 350 (219.357) (215 kW) Eng.M 272.985 4/06-12/10 | | | | | | | | | | | | | | | | | | | | |
| 19-2828 | | | F | | | | | | | 40 | 67,93 | | | | | | 20,13 | | | |
| 19-2940 | | | R | | | | | | | 49 | 91 | 126 | | | | 50 | 38,5 | | | |
| CLS 350 CDI (200 kW) Eng.OM 642.920 4/09-12/10 | | | | | | | | | | | | | | | | | | | | |
| 19-2828 | | | F | | | | | | | 40 | 67,93 | | | | | | 20,13 | | | |
| 19-2940 | | | R | | | | | | | 49 | 91 | 126 | | | | 50 | 38,5 | | | |
| CLS 350 CDI (219.322) (165 kW) Eng.OM 642.920 4/09-12/10 | | | | | | | | | | | | | | | | | | | | |
| 19-2828 | | | F | | | | | | | 40 | 67,93 | | | | | | 20,13 | | | |
| 19-2940 | | | R | | | | | | | 49 | 91 | 126 | | | | 50 | 38,5 | | | |
| CLS 500 (219.372) (285 kW) Eng.M 273.960 4/06-12/10 | | | | | | | | | | | | | | | | | | | | |
| 19-2828 | | | F | | | | | | | 40 | 67,93 | | | | | | 20,13 | | | |
| 19-2940 | | | R | | | | | | | 49 | 91 | 126 | | | | 50 | 38,5 | | | |
| CLS 500 (219.375) (225 kW) Eng.M 113.967 10/04-12/10 | | | | | | | | | | | | | | | | | | | | |
| 19-2828 | | | F | | | | | | | 40 | 67,93 | | | | | | 20,13 | | | |
| 19-2940 | | | R | | | | | | | 49 | 91 | 126 | | | | 50 | 38,5 | | | |
| CLS 55 AMG (219.376) (350 kW) Eng.M 113.990 1/05-12/10 | | | | | | | | | | | | | | | | | | | | |
| 19-2828 | | | F | | | | | | | 40 | 67,93 | | | | | | 20,13 | | | |
| 19-2940 | | | R | | | | | | | 49 | 91 | 126 | | | | 50 | 38,5 | | | |
| CLS 63 AMG (219.377) (378 kW) Eng.M 156.983 4/06-12/10 | | | | | | | | | | | | | | | | | | | | |
| 19-2828 | | | F | | | | | | | 40 | 67,93 | | | | | | 20,13 | | | |

MERCEDES BENZ

| METELLI ref | Spare Parts | | F/R | L/R | | ABS | A | B | C | D | E | F | G | H | I | L | M | Fig | NOTE |
|---|-------------|--|-----|-----|--|-----|---|----|-------|-----|-----|---|---|---|----|-------|---|-----|------|
| 19-2940 | | | R | | | | | | 49 | 91 | 126 | | | | 50 | 38,5 | | | |
| CLS (C257) 12/17-1/70 | | | | | | | | | | | | | | | | | | | |
| AMG CLS 53 EQ Boost 4-Matic+ (257.361) (320 kW) Eng.M 256.930 5/18-1/70 | | | | | | | | | | | | | | | | | | | |
| 19-8182 | | | F | | | | | 30 | 32 | | 148 | | | | | 67 | | | |
| CLS 350 d 4-matic (257.321) (183 kW) Eng.OM 656.929 12/17-1/70 | | | | | | | | | | | | | | | | | | | |
| 19-8182 | | | F | | | | | 30 | 32 | | 148 | | | | | 67 | | | |
| CLS 350 d 4-matic (257.321) (210 kW) Eng.OM 656.929 12/17-1/70 | | | | | | | | | | | | | | | | | | | |
| 19-8182 | | | F | | | | | 30 | 32 | | 148 | | | | | 67 | | | |
| CLS 350 EQ Boost 4-matic (257.351) (220 kW) Eng.M 264.920 8/18-1/70 | | | | | | | | | | | | | | | | | | | |
| 19-8182 | | | F | | | | | 30 | 32 | | 148 | | | | | 67 | | | |
| CLS 400 d 4-matic (257.323) (250 kW) Eng.OM 656.929 12/17-1/70 | | | | | | | | | | | | | | | | | | | |
| 19-8182 | | | F | | | | | 30 | 32 | | 148 | | | | | 67 | | | |
| CLS 450 EQ Boost 4-matic (257.359) (270 kW) Eng.M 256.930 12/17-1/70 | | | | | | | | | | | | | | | | | | | |
| 19-8182 | | | F | | | | | 30 | 32 | | 148 | | | | | 67 | | | |
| CLS Shooting Brake (X218) 10/12-1/70 | | | | | | | | | | | | | | | | | | | |
| CLS 220 BlueTEC / d (218.901) (120 kW) Eng.OM 651.924 5/14-12/17 | | | | | | | | | | | | | | | | | | | |
| 19-2828 | | | F | | | | | 40 | 67,93 | | | | | | | 20,13 | | | |
| 19-2940 | | | R | | | | | 49 | 91 | 126 | | | | | 50 | 38,5 | | | |
| CLS 220 BlueTEC / d (218.901) (125 kW) Eng.OM 651.924 5/14-12/17 | | | | | | | | | | | | | | | | | | | |
| 19-2828 | | | F | | | | | 40 | 67,93 | | | | | | | 20,13 | | | |
| 19-2940 | | | R | | | | | 49 | 91 | 126 | | | | | 50 | 38,5 | | | |
| CLS 220 BlueTEC / d (218.901) (130 kW) Eng.OM 651.924 5/14-12/17 | | | | | | | | | | | | | | | | | | | |
| 19-2828 | | | F | | | | | 40 | 67,93 | | | | | | | 20,13 | | | |
| 19-2940 | | | R | | | | | 49 | 91 | 126 | | | | | 50 | 38,5 | | | |
| CLS 250 BlueTEC / d 4-matic (218.997) (150 kW) Eng.OM 651.924 5/14-12/17 | | | | | | | | | | | | | | | | | | | |
| 19-2940 | | | R | | | | | 49 | 91 | 126 | | | | | 50 | 38,5 | | | |

MERCEDES BENZ

| METELLI ref | Spare Parts | | F/R | L/R | | | ABS | A | B | C | D | E | F | G | H | I | L | M | Fig | NOTE |
|---|-------------|--|-----|-----|--|--|-----|---|---|----|-------|-----|---|---|---|----|-------|---|-----|------|
| CLS 250 CDI / BlueTEC / d (218.903, 218.904) (150 kW) Eng.OM 651.924 10/12-12/17 | | | | | | | | | | | | | | | | | | | | |
| 19-2828 | | | F | | | | | | | 40 | 67,93 | | | | | | 20,13 | | | |
| 19-2940 | | | R | | | | | | | 49 | 91 | 126 | | | | 50 | 38,5 | | | |
| CLS 350 (218.959) (225 kW) Eng.M 276.952 10/12-8/14 | | | | | | | | | | | | | | | | | | | | |
| 19-2828 | | | F | | | | | | | 40 | 67,93 | | | | | | 20,13 | | | |
| 19-2940 | | | R | | | | | | | 49 | 91 | 126 | | | | 50 | 38,5 | | | |
| CLS 350 BlueTEC / d (218.926) (185 kW) Eng.OM 642.852, OM 642.853 5/14-12/17 | | | | | | | | | | | | | | | | | | | | |
| 19-2828 | | | F | | | | | | | 40 | 67,93 | | | | | | 20,13 | | | |
| 19-2940 | | | R | | | | | | | 49 | 91 | 126 | | | | 50 | 38,5 | | | |
| CLS 350 BlueTEC / d (218.926) (190 kW) Eng.OM 642.852, OM 642.853 5/14-12/17 | | | | | | | | | | | | | | | | | | | | |
| 19-2828 | | | F | | | | | | | 40 | 67,93 | | | | | | 20,13 | | | |
| 19-2940 | | | R | | | | | | | 49 | 91 | 126 | | | | 50 | 38,5 | | | |
| CLS 350 BlueTEC / d 4-matic (218.994) (185 kW) Eng.OM 642.854, OM 642.858 5/14-12/17 | | | | | | | | | | | | | | | | | | | | |
| 19-2940 | | | R | | | | | | | 49 | 91 | 126 | | | | 50 | 38,5 | | | |
| CLS 350 CDI / d (218.923) (195 kW) Eng.OM 642.852, OM 642.853 10/12-8/14 | | | | | | | | | | | | | | | | | | | | |
| 19-2828 | | | F | | | | | | | 40 | 67,93 | | | | | | 20,13 | | | |
| 19-2940 | | | R | | | | | | | 49 | 91 | 126 | | | | 50 | 38,5 | | | |
| CLS 350 CDI / d 4-matic (218.993) (195 kW) Eng.OM 642.853, OM 642.854 10/12-8/14 | | | | | | | | | | | | | | | | | | | | |
| 19-2940 | | | R | | | | | | | 49 | 91 | 126 | | | | 50 | 38,5 | | | |
| CLS 350 d 4-matic (218.994) (190 kW) Eng.OM 642.854, OM 642.858 4/15-12/17 | | | | | | | | | | | | | | | | | | | | |
| 19-2940 | | | R | | | | | | | 49 | 91 | 126 | | | | 50 | 38,5 | | | |
| CLS 400 (218.961) (245 kW) Eng.M 276.850 7/14-12/17 | | | | | | | | | | | | | | | | | | | | |
| 19-2828 | | | F | | | | | | | 40 | 67,93 | | | | | | 20,13 | | | |
| 19-2940 | | | R | | | | | | | 49 | 91 | 126 | | | | 50 | 38,5 | | | |
| CLS 400 (218.965) (245 kW) Eng.M 276.820 5/14-12/17 | | | | | | | | | | | | | | | | | | | | |
| 19-2828 | | | F | | | | | | | 40 | 67,93 | | | | | | 20,13 | | | |
| 19-2940 | | | R | | | | | | | 49 | 91 | 126 | | | | 50 | 38,5 | | | |
| CLS 400 4-matic (218.967) (245 kW) Eng.M 276.820 5/14-12/17 | | | | | | | | | | | | | | | | | | | | |
| 19-2940 | | | R | | | | | | | 49 | 91 | 126 | | | | 50 | 38,5 | | | |

MERCEDES BENZ

| METELLI ref | Spare Parts | | F/R | L/R | | | ABS | A | B | C | D | E | F | G | H | I | L | M | Fig | NOTE |
|---|-------------|--|-----|-----|--|--|-----|---|---|-------|-------|-----|---|---|---|---|----|-------|------|------|
| CLS 400 4-matic (218.968) (245 kW) Eng.M 276.850 7/14-12/17 | | | | | | | | | | | | | | | | | | | | |
| 19-2940 | | | R | | | | | | | 49 | 91 | 126 | | | | | 50 | 38,5 | | |
| CLS 500 (218.973) (300 kW) Eng.M 278.922 10/12-12/17 | | | | | | | | | | | | | | | | | | | | |
| 19-2828 | | | F | | | | | | | 40 | 67,93 | | | | | | | 20,13 | | |
| 19-2940 | | | R | | | | | | | 49 | 91 | 126 | | | | | | 50 | 38,5 | |
| CLS 500 4-matic (218.991) (300 kW) Eng.M 278.922 10/12-12/17 | | | | | | | | | | | | | | | | | | | | |
| 19-2940 | | | R | | | | | | | 49 | 91 | 126 | | | | | | 50 | 38,5 | |
| CLS 63 AMG (218.974) (386 kW) Eng.M 157.981 10/12-12/17 | | | | | | | | | | | | | | | | | | | | |
| 19-2828 | | | F | | | | | | | 40 | 67,93 | | | | | | | 20,13 | | |
| 19-2940 | | | R | | | | | | | 49 | 91 | 126 | | | | | | 50 | 38,5 | |
| CLS 63 AMG (218.974) (410 kW) Eng.M 157.981 5/13-12/17 | | | | | | | | | | | | | | | | | | | | |
| 19-2828 | | | F | | | | | | | 40 | 67,93 | | | | | | | 20,13 | | |
| 19-2940 | | | R | | | | | | | 49 | 91 | 126 | | | | | | 50 | 38,5 | |
| CLS 63 AMG (218.975) (430 kW) Eng.M 157.981 2/13-12/17 | | | | | | | | | | | | | | | | | | | | |
| 19-2828 | | | F | | | | | | | 40 | 67,93 | | | | | | | 20,13 | | |
| 19-2940 | | | R | | | | | | | 49 | 91 | 126 | | | | | | 50 | 38,5 | |
| CLS 63 AMG 4-matic (218.976) (430 kW) Eng.M 157.981 2/13-12/17 | | | | | | | | | | | | | | | | | | | | |
| 19-2940 | | | R | | | | | | | 49 | 91 | 126 | | | | | | 50 | 38,5 | |
| CLS 63 AMG 4-matic (218.992) (410 kW) Eng.M 157.981 5/13-12/17 | | | | | | | | | | | | | | | | | | | | |
| 19-2940 | | | R | | | | | | | 49 | 91 | 126 | | | | | | 50 | 38,5 | |
| Coupe (C124) 3/87-5/93 | | | | | | | | | | | | | | | | | | | | |
| 220 CE (124.042) (110 kW) Eng.M 111.960 10/92-5/93 | | | | | | | | | | | | | | | | | | | | |
| 19-2164 | | | F | | | | | | | 17,46 | 59,13 | | | | | | | 16,76 | | |
| 19-2572 | | | R | | | | | | | 45 | 84 | | | | | | | 39 | | |
| 230 CE (124.043) (97 kW) Eng.M 102.982 3/87-12/92 | | | | | | | | | | | | | | | | | | | | |
| 19-2164 | | | F | | | | | | | 17,46 | 59,13 | | | | | | | 16,76 | | |
| 19-2572 | | | R | | | | | | | 45 | 84 | | | | | | | 39 | | |

MERCEDES BENZ

| METELLI ref | Spare Parts | | F/R | L/R | | | ABS | A | B | C | D | E | F | G | H | I | L | M | Fig | NOTE |
|--|-------------|--|-----|-----|--|--|-----|---|---|-------|-------|---|---|---|---|---|---|-------|-----|------|
| 230 CE (124.043) (100 kW) Eng.M 102.982 3/87-12/92 | | | | | | | | | | | | | | | | | | | | |
| 19-2164 | | | F | | | | | | | 17,46 | 59,13 | | | | | | | 16,76 | | |
| 19-2572 | | | R | | | | | | | 45 | 84 | | | | | | | 39 | | |
| 230 CE Cat (124.043) (97 kW) Eng.M 102.982 6/89-12/92 | | | | | | | | | | | | | | | | | | | | |
| 19-2164 | | | F | | | | | | | 17,46 | 59,13 | | | | | | | 16,76 | | |
| 19-2572 | | | R | | | | | | | 45 | 84 | | | | | | | 39 | | |
| 300 CE (124.050) (132 kW) Eng.M 103.983 3/87-5/93 | | | | | | | | | | | | | | | | | | | | |
| 19-2164 | | | F | | | | | | | 17,46 | 59,13 | | | | | | | 16,76 | | |
| 19-2572 | | | R | | | | | | | 45 | 84 | | | | | | | 39 | | |
| 300 CE (138 kW) Eng.M 103.983 (03.87-12.89) 3/87-12/89 | | | | | | | | | | | | | | | | | | | | |
| 19-2164 | | | F | | | | | | | 17,46 | 59,13 | | | | | | | 16,76 | | |
| 19-2572 | | | R | | | | | | | 45 | 84 | | | | | | | 39 | | |
| 300 CE-24 (124.051) (162 kW) Eng.M 104.980 9/89-12/92 | | | | | | | | | | | | | | | | | | | | |
| 19-2164 | | | F | | | | | | | 17,46 | 59,13 | | | | | | | 16,76 | | |
| 19-2572 | | | R | | | | | | | 45 | 84 | | | | | | | 39 | | |
| 300 CE-24 (124.051) (170 kW) Eng.M 104.980 9/89-12/92 | | | | | | | | | | | | | | | | | | | | |
| 19-2164 | | | F | | | | | | | 17,46 | 59,13 | | | | | | | 16,76 | | |
| 19-2572 | | | R | | | | | | | 45 | 84 | | | | | | | 39 | | |
| 320 CE (124.052) (162 kW) Eng.M 104.992 10/92-5/93 | | | | | | | | | | | | | | | | | | | | |
| 19-2164 | | | F | | | | | | | 17,46 | 59,13 | | | | | | | 16,76 | | |
| 19-2572 | | | R | | | | | | | 45 | 84 | | | | | | | 39 | | |
| Coupe I (W111) 1/59-12/71 | | | | | | | | | | | | | | | | | | | | |
| 220 SEB (111.021) (88 kW) Eng.M 127.984 (01.61-12.65) 1/61-12/65 | | | | | | | | | | | | | | | | | | | | |
| 19-2160 | | | F | | | | | | | 17,46 | 59,13 | | | | | | | 16,76 | | |
| 250 SE (111.021) (110 kW) Eng.M 129.980 (01.65-12.67), M 129.981 (01.65-12.67) 1/65-12/67 | | | | | | | | | | | | | | | | | | | | |
| 19-2160 | | | F | | | | | | | 17,46 | 59,13 | | | | | | | 16,76 | | |
| 280 SE (111.024) (118 kW) Eng.M 130.980 (01.67-12.71), M 130.984 (01.67-12.71) 1/67-12/71 | | | | | | | | | | | | | | | | | | | | |
| 19-2160 | | | F | | | | | | | 17,46 | 59,13 | | | | | | | 16,76 | | |

MERCEDES BENZ

| METELLI ref | Spare Parts | F/R | L/R | ABS | A | B | C | D | E | F | G | H | I | L | M | Fig | NOTE |
|--|-------------|-----|-----|-----|---|----|-------|-------|-----|---|---|---|----|-------|---|-----|------|
| 280 SE 3.5 (111.026) (147 kW) Eng.M 116.980 1/69-12/71 | | | | | | | | | | | | | | | | | |
| 19-2160 | | F | | | | | 17,46 | 59,13 | | | | | | 16,76 | | | |
| Coupe II (C123) 3/77-12/85 | | | | | | | | | | | | | | | | | |
| 230 C (123.043) (80 kW) Eng.M 115.954 5/77-4/80 | | | | | | | | | | | | | | | | | |
| 19-2570 | | R | | | | | 40,99 | 75 | | | | | 18 | 18 | | | |
| 230 CE (123.243) (100 kW) Eng.M 102.980 4/80-12/85 | | | | | | | | | | | | | | | | | |
| 19-2570 | | R | | | | | 40,99 | 75 | | | | | 18 | 18 | | | |
| 280 C (123.050) (115 kW) Eng.M 110.923 3/77-3/80 | | | | | | | | | | | | | | | | | |
| 19-2570 | | R | | | | | 40,99 | 75 | | | | | 18 | 18 | | | |
| 280 CE (130 kW) Eng.M 110.988 9/77-8/79 | | | | | | | | | | | | | | | | | |
| 19-2570 | | R | | | | | 40,99 | 75 | | | | | 18 | 18 | | | |
| 280 CE (136 kW) Eng.M 110.988 3/77-11/85 | | | | | | | | | | | | | | | | | |
| 19-2570 | | R | | | | | 40,99 | 75 | | | | | 18 | 18 | | | |
| 300 C Turbo-D (123.153) (92 kW) Eng.OM 617.952 9/81-7/85 | | | | | | | | | | | | | | | | | |
| 19-2570 | | R | | | | | 40,99 | 75 | | | | | 18 | 18 | | | |
| GLC (X253) 6/15-1/70 | | | | | | | | | | | | | | | | | |
| 200 d 4-matic (253.916) (120 kW) Eng.OM 654.920 4/19-1/70 | | | | | | | | | | | | | | | | | |
| 19-8182 | | F | | | | 30 | 32 | | 148 | | | | | 67 | | | |
| 200 EQ Boost 4-matic (253.981) (145 kW) Eng.M 264.920 4/19-1/70 | | | | | | | | | | | | | | | | | |
| 19-8182 | | F | | | | 30 | 32 | | 148 | | | | | 67 | | | |
| 220 d 4-matic (253.905) (120 kW) Eng.OM 651.921 6/15-4/19 | | | | | | | | | | | | | | | | | |
| 19-8182 | | F | | | | 30 | 32 | | 148 | | | | | 67 | | | |
| 220 d 4-matic (253.905) (125 kW) Eng.OM 651.921 6/15-4/19 | | | | | | | | | | | | | | | | | |
| 19-8182 | | F | | | | 30 | 32 | | 148 | | | | | 67 | | | |
| 220 d 4-matic (253.915) (143 kW) Eng.OM 654.920 4/19-1/70 | | | | | | | | | | | | | | | | | |
| 19-8182 | | F | | | | 30 | 32 | | 148 | | | | | 67 | | | |

MERCEDES BENZ

| METELLI ref | Spare Parts | F/R | L/R | ABS | A | B | C | D | E | F | G | H | I | L | M | Fig | NOTE |
|--|-------------|-----|-----|-----|---|----|----|---|-----|---|---|---|---|----|---|-----|------|
| 250 4-matic (253.946) (155 kW) Eng.M 274.920 6/15-4/19 | | | | | | | | | | | | | | | | | |
| 19-8182 | | F | | | | 30 | 32 | | 148 | | | | | 67 | | | |
| 250 CNG 4-matic (253.946) (155 kW) Eng.M 274.920 6/15-4/19 | | | | | | | | | | | | | | | | | |
| 19-8182 | | F | | | | 30 | 32 | | 148 | | | | | 67 | | | |
| 250 d 4-matic (253.909) (150 kW) Eng.OM 651.921 6/15-4/19 | | | | | | | | | | | | | | | | | |
| 19-8182 | | F | | | | 30 | 32 | | 148 | | | | | 67 | | | |
| 250 Flexfuel 4-matic (253.946) (155 kW) Eng.M 274.920 6/15-4/19 | | | | | | | | | | | | | | | | | |
| 19-8182 | | F | | | | 30 | 32 | | 148 | | | | | 67 | | | |
| 300 4-matic (253.949) (180 kW) Eng.M 274.920 7/15-4/19 | | | | | | | | | | | | | | | | | |
| 19-8182 | | F | | | | 30 | 32 | | 148 | | | | | 67 | | | |
| 300 d 4-matic (253.919) (180 kW) Eng.OM 654.920 4/19-1/70 | | | | | | | | | | | | | | | | | |
| 19-8182 | | F | | | | 30 | 32 | | 148 | | | | | 67 | | | |
| 300 e 4-matic (253.953) (155 kW) Eng.M 274.920 11/19-1/70 | | | | | | | | | | | | | | | | | |
| 19-8182 | | F | | | | 30 | 32 | | 148 | | | | | 67 | | | |
| 300 EQ Boost 4-matic (253.984) (190 kW) Eng.M 264.920 4/19-1/70 | | | | | | | | | | | | | | | | | |
| 19-8182 | | F | | | | 30 | 32 | | 148 | | | | | 67 | | | |
| 350 d 4-matic (253.925) (190 kW) Eng.OM 642.873 10/16-4/19 | | | | | | | | | | | | | | | | | |
| 19-8182 | | F | | | | 30 | 32 | | 148 | | | | | 67 | | | |
| 350 e 4-matic (253.954) (155 kW) Eng.M 274.920 1/16-4/19 | | | | | | | | | | | | | | | | | |
| 19-8182 | | F | | | | 30 | 32 | | 148 | | | | | 67 | | | |
| 350 e 4-matic (253.954) (235 kW) Eng.M 274.920 1/16-4/19 | | | | | | | | | | | | | | | | | |
| 19-8182 | | F | | | | 30 | 32 | | 148 | | | | | 67 | | | |
| 400 d 4-matic (253.923) (243 kW) Eng.OM 656.929 8/19-1/70 | | | | | | | | | | | | | | | | | |
| 19-8182 | | F | | | | 30 | 32 | | 148 | | | | | 67 | | | |
| AMG 43 4-matic (253.964) (270 kW) Eng.M 276.823 4/16-8/19 | | | | | | | | | | | | | | | | | |
| 19-8182 | | F | | | | 30 | 32 | | 148 | | | | | 67 | | | |
| AMG 43 4-matic (253.964) (287 kW) Eng.M 276.823 8/19-1/70 | | | | | | | | | | | | | | | | | |
| 19-8182 | | F | | | | 30 | 32 | | 148 | | | | | 67 | | | |

MERCEDES BENZ

| METELLI ref | Spare Parts | F/R | L/R | ABS | A | B | C | D | E | F | G | H | I | L | M | Fig | NOTE |
|--|-------------|-----|-----|-----|---|----|-------|-------|-----|---|---|---|---|-------|---|-----|------|
| 300 de 4-matic (253.311) (143 kW) Eng.OM 654.920 5/20-1/70 | | | | | | | | | | | | | | | | | |
| 19-8182 | | F | | | | 30 | 32 | | 148 | | | | | 67 | | | |
| 300 e 4-matic (253.353) (155 kW) Eng.M 274.920 11/19-1/70 | | | | | | | | | | | | | | | | | |
| 19-8182 | | F | | | | 30 | 32 | | 148 | | | | | 67 | | | |
| 300 EQ Boost 4-matic (253.384) (190 kW) Eng.M 264.920 4/19-1/70 | | | | | | | | | | | | | | | | | |
| 19-8182 | | F | | | | 30 | 32 | | 148 | | | | | 67 | | | |
| 350 d 4-matic (253.325) (190 kW) Eng.OM 642.873 10/16-4/19 | | | | | | | | | | | | | | | | | |
| 19-8182 | | F | | | | 30 | 32 | | 148 | | | | | 67 | | | |
| 350 e 4-matic (253.354) (155 kW) Eng.M 274.920 10/16-4/19 | | | | | | | | | | | | | | | | | |
| 19-8182 | | F | | | | 30 | 32 | | 148 | | | | | 67 | | | |
| 350 e 4-matic (253.354) (235 kW) Eng.M 274.920 10/16-4/19 | | | | | | | | | | | | | | | | | |
| 19-8182 | | F | | | | 30 | 32 | | 148 | | | | | 67 | | | |
| 400 d 4-matic (253.323) (243 kW) Eng.OM 656.929 8/19-1/70 | | | | | | | | | | | | | | | | | |
| 19-8182 | | F | | | | 30 | 32 | | 148 | | | | | 67 | | | |
| AMG 43 4-matic (253.364) (270 kW) Eng.M 276.823 10/16-8/19 | | | | | | | | | | | | | | | | | |
| 19-8182 | | F | | | | 30 | 32 | | 148 | | | | | 67 | | | |
| AMG 43 4-matic (253.364) (287 kW) Eng.M 276.823 8/19-1/70 | | | | | | | | | | | | | | | | | |
| 19-8182 | | F | | | | 30 | 32 | | 148 | | | | | 67 | | | |
| AMG 63 4-matic+ (253.388) (350 kW) Eng.M 177.980 6/17-1/70 | | | | | | | | | | | | | | | | | |
| 19-8182 | | F | | | | 30 | 32 | | 148 | | | | | 67 | | | |
| AMG 63 S 4-matic+ (253.389) (375 kW) Eng.M 177.980 6/17-1/70 | | | | | | | | | | | | | | | | | |
| 19-8182 | | F | | | | 30 | 32 | | 148 | | | | | 67 | | | |
| Heckflosse (W110) 4/61-2/68 | | | | | | | | | | | | | | | | | |
| 190 C (110.010) (59 kW) Eng.M 121.924 (04.61-08.65) 4/61-8/65 | | | | | | | | | | | | | | | | | |
| 19-2160 | | F | | | | | 17,46 | 59,13 | | | | | | 16,76 | | | |
| 190 DC (110.110) (40 kW) Eng.OM 621.912 6/61-8/65 | | | | | | | | | | | | | | | | | |
| 19-2160 | | F | | | | | 17,46 | 59,13 | | | | | | 16,76 | | | |

MERCEDES BENZ

| METELLI ref | Spare Parts | | F/R | L/R | | | ABS | A | B | C | D | E | F | G | H | I | L | M | Fig | NOTE |
|--|-------------|--|-----|-----|--|--|-----|---|---|-------|-------|---|---|---|---|----|----|-------|-----|------|
| 200 (70 kW) Eng.M 115.926 7/65-2/68 | | | | | | | | | | | | | | | | | | | | |
| 19-2160 | | | F | | | | | | | 17,46 | 59,13 | | | | | | | 16,76 | | |
| 200 (110.010) (61 kW) Eng.M 121.940 (07.65-02.68) 7/65-2/68 | | | | | | | | | | | | | | | | | | | | |
| 19-2160 | | | F | | | | | | | 17,46 | 59,13 | | | | | | | 16,76 | | |
| 200 D (110.110) (40 kW) Eng.OM 621.918 7/65-2/68 | | | | | | | | | | | | | | | | | | | | |
| 19-2160 | | | F | | | | | | | 17,46 | 59,13 | | | | | | | 16,76 | | |
| 230 (88 kW) Eng.M 180.950 (06.66-12.67) 6/66-12/67 | | | | | | | | | | | | | | | | | | | | |
| 19-2160 | | | F | | | | | | | 17,46 | 59,13 | | | | | | | 16,76 | | |
| 230 (110.011) (77 kW) Eng.M 180.945 (07.65-02.68), M 180.949 (07.65-02.68) 7/65-2/68 | | | | | | | | | | | | | | | | | | | | |
| 19-2160 | | | F | | | | | | | 17,46 | 59,13 | | | | | | | 16,76 | | |
| Heckflosse (W111, W112) 8/59-1/68 | | | | | | | | | | | | | | | | | | | | |
| 220 B (111.010) (70 kW) Eng.M 180.940 (08.59-08.65) 8/59-8/65 | | | | | | | | | | | | | | | | | | | | |
| 19-2160 | | | F | | | | | | | 17,46 | 59,13 | | | | | | | 16,76 | | |
| 220 SB (111.012) (81 kW) Eng.M 180.941 (08.59-07.65) 8/59-8/65 | | | | | | | | | | | | | | | | | | | | |
| 19-2160 | | | F | | | | | | | 17,46 | 59,13 | | | | | | | 16,76 | | |
| 220 SEB (111.014) (88 kW) Eng.M 127.982 (08.59-08.65) 8/59-8/65 | | | | | | | | | | | | | | | | | | | | |
| 19-2160 | | | F | | | | | | | 17,46 | 59,13 | | | | | | | 16,76 | | |
| 230 S (111.010) (88 kW) Eng.M 180.947 (07.65-01.68), M 180.950 (07.65-01.68) 7/65-1/68 | | | | | | | | | | | | | | | | | | | | |
| 19-2160 | | | F | | | | | | | 17,46 | 59,13 | | | | | | | 16,76 | | |
| 300 SE (112.014, 112.015) (118 kW) Eng.M 189.984, M 189.986 2/61-2/64 | | | | | | | | | | | | | | | | | | | | |
| 19-2160 | | | F | | | | | | | 17,46 | 59,13 | | | | | | | 16,76 | | |
| Kombi T-Model I (S123) 9/77-12/85 | | | | | | | | | | | | | | | | | | | | |
| 200 T (80 kW) Eng.M 102.920 11/80-11/85 | | | | | | | | | | | | | | | | | | | | |
| 19-2570 | | | R | | | | | | | 40,99 | 75 | | | | | 18 | 18 | | | |
| 200 T (123.280) (74 kW) Eng.M 102.939 11/80-11/85 | | | | | | | | | | | | | | | | | | | | |
| 19-2570 | | | R | | | | | | | 40,99 | 75 | | | | | 18 | 18 | | | |

MERCEDES BENZ

| METELLI ref | Spare Parts | | F/R | L/R | | | ABS | A | B | C | D | E | F | G | H | I | L | M | Fig | NOTE |
|---|-------------|--|-----|-----|--|--|-----|---|---|-------|-------|---|---|---|---|----|-------|---|-----|------|
| 230 T (123.083) (80 kW) Eng.M 115.954 9/77-3/80 | | | | | | | | | | | | | | | | | | | | |
| 19-2570 | | | R | | | | | | | 40,99 | 75 | | | | | 18 | 18 | | | |
| 230 TE (123.283) (100 kW) Eng.M 102.980 4/80-11/85 | | | | | | | | | | | | | | | | | | | | |
| 19-2570 | | | R | | | | | | | 40,99 | 75 | | | | | 18 | 18 | | | |
| 240 T D (48 kW) Eng.OM 616.912 9/77-2/79 | | | | | | | | | | | | | | | | | | | | |
| 19-2570 | | | R | | | | | | | 40,99 | 75 | | | | | 18 | 18 | | | |
| 240 T D (123.183) (53 kW) Eng.OM 616.912 (03.79-11.85) 3/79-12/85 | | | | | | | | | | | | | | | | | | | | |
| 19-2570 | | | R | | | | | | | 40,99 | 75 | | | | | 18 | 18 | | | |
| 250 T (123.086) (95 kW) Eng.M 123.921 5/78-10/79 | | | | | | | | | | | | | | | | | | | | |
| 19-2570 | | | R | | | | | | | 40,99 | 75 | | | | | 18 | 18 | | | |
| 250 T (123.086) (103 kW) Eng.M 123.921 5/78-8/82 | | | | | | | | | | | | | | | | | | | | |
| 19-2570 | | | R | | | | | | | 40,99 | 75 | | | | | 18 | 18 | | | |
| 280 TE (123.093) (136 kW) Eng.M 110.988 9/77-11/85 | | | | | | | | | | | | | | | | | | | | |
| 19-2570 | | | R | | | | | | | 40,99 | 75 | | | | | 18 | 18 | | | |
| 300 T D (123.190) (59 kW) Eng.OM 617.912 (09.77-02.79) 9/77-10/85 | | | | | | | | | | | | | | | | | | | | |
| 19-2570 | | | R | | | | | | | 40,99 | 75 | | | | | 18 | 18 | | | |
| 300 T D (123.190) (65 kW) Eng.OM 617.912 3/79-11/85 | | | | | | | | | | | | | | | | | | | | |
| 19-2570 | | | R | | | | | | | 40,99 | 75 | | | | | 18 | 18 | | | |
| 300 T Turbo-D (123.193) (92 kW) Eng.OM 617.952 10/80-11/85 | | | | | | | | | | | | | | | | | | | | |
| 19-2570 | | | R | | | | | | | 40,99 | 75 | | | | | 18 | 18 | | | |
| Kombi T-Model II (S124) 9/85-7/93 | | | | | | | | | | | | | | | | | | | | |
| 200 E (77 kW) Eng.M 102.922 11/92-5/93 | | | | | | | | | | | | | | | | | | | | |
| 19-2164 | | | F | | | | | | | 17,46 | 59,13 | | | | | | 16,76 | | | |
| 200 T (124.080) (77 kW) Eng.M 102.922 1/86-5/90 | | | | | | | | | | | | | | | | | | | | |
| 19-2164 | | | F | | | | | | | 17,46 | 59,13 | | | | | | 16,76 | | | |
| 19-2516 | | | R | | | | | | | 49 | 84 | | | | | | 43 | | | |
| 200 T (124.080) (80 kW) Eng.M 102.922 9/85-8/89 | | | | | | | | | | | | | | | | | | | | |
| 19-2164 | | | F | | | | | | | 17,46 | 59,13 | | | | | | 16,76 | | | |

MERCEDES BENZ

| METELLI ref | Spare Parts | | F/R | L/R | | ABS | A | B | C | D | E | F | G | H | I | L | M | Fig | NOTE |
|--|-------------|--|-----|-----|--|-----|---|---|-------|-------|---|---|---|---|---|-------|---|-----|------|
| 19-2516 | | | R | | | | | | 49 | 84 | | | | | | 43 | | | |
| 200 T D (124.180) (53 kW) Eng.OM 601.912 9/85-8/91 | | | | | | | | | | | | | | | | | | | |
| 19-2164 | | | F | | | | | | 17,46 | 59,13 | | | | | | 16,76 | | | |
| 19-2516 | | | R | | | | | | 49 | 84 | | | | | | 43 | | | |
| 200 T D (124.180) (55 kW) Eng.OM 601.912 9/88-8/91 | | | | | | | | | | | | | | | | | | | |
| 19-2164 | | | F | | | | | | 17,46 | 59,13 | | | | | | 16,76 | | | |
| 19-2516 | | | R | | | | | | 49 | 84 | | | | | | 43 | | | |
| 200 TE (90 kW) Eng.M 102.962 9/88-12/89 | | | | | | | | | | | | | | | | | | | |
| 19-2164 | | | F | | | | | | 17,46 | 59,13 | | | | | | 16,76 | | | |
| 19-2516 | | | R | | | | | | 49 | 84 | | | | | | 43 | | | |
| 200 TE (124.079) (100 kW) Eng.M 111.940 5/86-6/93 | | | | | | | | | | | | | | | | | | | |
| 19-2164 | | | F | | | | | | 17,46 | 59,13 | | | | | | 16,76 | | | |
| 19-2516 | | | R | | | | | | 49 | 84 | | | | | | 43 | | | |
| 200 TE (124.081) (87 kW) Eng.M 102.963 9/88-8/92 | | | | | | | | | | | | | | | | | | | |
| 19-2164 | | | F | | | | | | 17,46 | 59,13 | | | | | | 16,76 | | | |
| 19-2516 | | | R | | | | | | 49 | 84 | | | | | | 43 | | | |
| 220 TE (124.082) (110 kW) Eng.M 111.960 10/92-5/93 | | | | | | | | | | | | | | | | | | | |
| 19-2164 | | | F | | | | | | 17,46 | 59,13 | | | | | | 16,76 | | | |
| 19-2516 | | | R | | | | | | 49 | 84 | | | | | | 43 | | | |
| 230 TE (124.083) (97 kW) Eng.M 102.982 9/85-8/92 | | | | | | | | | | | | | | | | | | | |
| 19-2164 | | | F | | | | | | 17,46 | 59,13 | | | | | | 16,76 | | | |
| 19-2516 | | | R | | | | | | 49 | 84 | | | | | | 43 | | | |
| 230 TE (124.083) (100 kW) Eng.M 102.982 9/85-8/92 | | | | | | | | | | | | | | | | | | | |
| 19-2164 | | | F | | | | | | 17,46 | 59,13 | | | | | | 16,76 | | | |
| 19-2516 | | | R | | | | | | 49 | 84 | | | | | | 43 | | | |
| 230 TE Cat (124.083) (97 kW) Eng.M 102.982 6/89-8/92 | | | | | | | | | | | | | | | | | | | |
| 19-2164 | | | F | | | | | | 17,46 | 59,13 | | | | | | 16,76 | | | |
| 19-2516 | | | R | | | | | | 49 | 84 | | | | | | 43 | | | |

MERCEDES BENZ

| METELLI ref | Spare Parts | | F/R | L/R | | | ABS | A | B | C | D | E | F | G | H | I | L | M | Fig | NOTE |
|--|-------------|--|-----|-----|--|--|-----|---|---|-------|-------|---|---|---|---|---|---|-------|-----|------|
| 250 T D (124.185) (66 kW) Eng.OM 602.912 9/85-6/93 | | | | | | | | | | | | | | | | | | | | |
| 19-2164 | | | F | | | | | | | 17,46 | 59,13 | | | | | | | 16,76 | | |
| 19-2516 | | | R | | | | | | | 49 | 84 | | | | | | | 43 | | |
| 250 T D (124.185) (69 kW) Eng.OM 602.912 1/89-6/93 | | | | | | | | | | | | | | | | | | | | |
| 19-2164 | | | F | | | | | | | 17,46 | 59,13 | | | | | | | 16,76 | | |
| 19-2516 | | | R | | | | | | | 49 | 84 | | | | | | | 43 | | |
| 280 TE (124.088) (145 kW) Eng.M 104.942 10/92-6/93 | | | | | | | | | | | | | | | | | | | | |
| 19-2164 | | | F | | | | | | | 17,46 | 59,13 | | | | | | | 16,76 | | |
| 19-2516 | | | R | | | | | | | 49 | 84 | | | | | | | 43 | | |
| 300 T D (124.190) (80 kW) Eng.OM 603.912 9/86-6/93 | | | | | | | | | | | | | | | | | | | | |
| 19-2164 | | | F | | | | | | | 17,46 | 59,13 | | | | | | | 16,76 | | |
| 19-2516 | | | R | | | | | | | 49 | 84 | | | | | | | 43 | | |
| 300 T D (124.190) (81 kW) Eng.OM 603.912 1/89-6/93 | | | | | | | | | | | | | | | | | | | | |
| 19-2164 | | | F | | | | | | | 17,46 | 59,13 | | | | | | | 16,76 | | |
| 19-2516 | | | R | | | | | | | 49 | 84 | | | | | | | 43 | | |
| 300 T D (124.190) (83 kW) Eng.OM 603.912 1/89-6/93 | | | | | | | | | | | | | | | | | | | | |
| 19-2164 | | | F | | | | | | | 17,46 | 59,13 | | | | | | | 16,76 | | |
| 19-2516 | | | R | | | | | | | 49 | 84 | | | | | | | 43 | | |
| 300 T Turbo-D (105 kW) Eng.OM 603.960, OM 603.963 9/86-1/89 | | | | | | | | | | | | | | | | | | | | |
| 19-2164 | | | F | | | | | | | 17,46 | 59,13 | | | | | | | 16,76 | | |
| 19-2516 | | | R | | | | | | | 49 | 84 | | | | | | | 43 | | |
| 300 T Turbo-D (124.193) (108 kW) Eng.OM 603.960 1/89-6/93 | | | | | | | | | | | | | | | | | | | | |
| 19-2164 | | | F | | | | | | | 17,46 | 59,13 | | | | | | | 16,76 | | |
| 19-2516 | | | R | | | | | | | 49 | 84 | | | | | | | 43 | | |
| 300 T Turbo-D 4-matic (124.393) (105 kW) Eng.OM 603.963 9/86-1/89 | | | | | | | | | | | | | | | | | | | | |
| 19-2516 | | | R | | | | | | | 49 | 84 | | | | | | | 43 | | |
| 300 T Turbo-D 4-matic (124.393) (108 kW) Eng.OM 603.960 1/89-6/93 | | | | | | | | | | | | | | | | | | | | |
| 19-2516 | | | R | | | | | | | 49 | 84 | | | | | | | 43 | | |

MERCEDES BENZ

| METELLI ref | Spare Parts | | F/R | L/R | | | ABS | A | B | C | D | E | F | G | H | I | L | M | Fig | NOTE |
|---|-------------|--------|-----|-----|--|--|-----|---|---|-------|-------|---|---|---|---|---|---|-------|-----|------|
| 300 TE (124.090) (132 kW) Eng.M 103.983 1/86-8/92 | | | | | | | | | | | | | | | | | | | | |
| 19-2164 | | | F | | | | | | | 17,46 | 59,13 | | | | | | | 16,76 | | |
| 19-2516 | | | R | | | | | | | 49 | 84 | | | | | | | 43 | | |
| 300 TE (124.090) (138 kW) Eng.M 103.983 (01.86-12.89) 1/86-12/89 | | | | | | | | | | | | | | | | | | | | |
| 19-2164 | | | F | | | | | | | 17,46 | 59,13 | | | | | | | 16,76 | | |
| 19-2516 | | | R | | | | | | | 49 | 84 | | | | | | | 43 | | |
| 300 TE 4-matic (124.290) (132 kW) Eng.M 103.985 9/86-6/93 | | | | | | | | | | | | | | | | | | | | |
| 19-2516 | | | R | | | | | | | 49 | 84 | | | | | | | 43 | | |
| 300 TE 4-matic (124.290) (138 kW) Eng.M 103.983 (09.86-12.89) 9/86-12/89 | | | | | | | | | | | | | | | | | | | | |
| 19-2516 | | | R | | | | | | | 49 | 84 | | | | | | | 43 | | |
| 300 TE-24 (124.091) (162 kW) Eng.M 104.980 9/89-8/92 | | | | | | | | | | | | | | | | | | | | |
| 19-2164 | | | F | | | | | | | 17,46 | 59,13 | | | | | | | 16,76 | | |
| 19-2516 | | | R | | | | | | | 49 | 84 | | | | | | | 43 | | |
| 300 TE-24 (124.091) (170 kW) Eng.M 104.980 9/89-8/92 | | | | | | | | | | | | | | | | | | | | |
| 19-2164 | | | F | | | | | | | 17,46 | 59,13 | | | | | | | 16,76 | | |
| 19-2516 | | | R | | | | | | | 49 | 84 | | | | | | | 43 | | |
| 320 TE (124.092) (162 kW) Eng.M 104.992 10/92-6/93 | | | | | | | | | | | | | | | | | | | | |
| 19-2164 | | | F | | | | | | | 17,46 | 59,13 | | | | | | | 16,76 | | |
| 19-2516 | | | R | | | | | | | 49 | 84 | | | | | | | 43 | | |
| Pagode (W113) 1/63-3/71 | | | | | | | | | | | | | | | | | | | | |
| 230 SL (113.042) (110 kW) Eng.M 127.981 (01.63-01.67) 1/63-1/67 | | | | | | | | | | | | | | | | | | | | |
| 19-2160 | | 01/65- | F | | | | | | | 17,46 | 59,13 | | | | | | | 16,76 | | |
| 250 SL (113.043) (110 kW) Eng.M 129.982 (01.66-01.68) 1/66-1/68 | | | | | | | | | | | | | | | | | | | | |
| 19-2160 | | | F | | | | | | | 17,46 | 59,13 | | | | | | | 16,76 | | |
| 280 SL (113.044) (125 kW) Eng.M 130.983 (01.68-03.71) 1/68-3/71 | | | | | | | | | | | | | | | | | | | | |
| 19-2160 | | | F | | | | | | | 17,46 | 59,13 | | | | | | | 16,76 | | |

MERCEDES BENZ

| METELLI ref | Spare Parts | F/R | L/R | ABS | A | B | C | D | E | F | G | H | I | L | M | Fig | NOTE |
|--|-------------|-----|-----|-----|---|---|-------|-------|---|---|---|---|----|-------|---|-----|------|
| SL I Coupe (C107) 1/72-8/84 | | | | | | | | | | | | | | | | | |
| 280 SLC (107.022) (130 kW) Eng.M 110.982, M 110.986, M 110.990 6/76-9/81 | | | | | | | | | | | | | | | | | |
| 19-2570 | | R | | | | | 40,99 | 75 | | | | | 18 | 18 | | | |
| 280 SLC (107.022) (136 kW) Eng.M 110.982, M 110.986, M 110.990 8/74-9/81 | | | | | | | | | | | | | | | | | |
| 19-2570 | | R | | | | | 40,99 | 75 | | | | | 18 | 18 | | | |
| 350 SLC (107.023) (143 kW) Eng.M 116.982, M 116.984 3/76-2/80 | | | | | | | | | | | | | | | | | |
| 19-2570 | | R | | | | | 40,99 | 75 | | | | | 18 | 18 | | | |
| 350 SLC (107.023) (147 kW) Eng.M 116.982, M 116.984 1/72-2/76 | | | | | | | | | | | | | | | | | |
| 19-2570 | | R | | | | | 40,99 | 75 | | | | | 18 | 18 | | | |
| 380 SLC (107.025) (160 kW) Eng.M 116.960 7/80-8/81 | | | | | | | | | | | | | | | | | |
| 19-2570 | | R | | | | | 40,99 | 75 | | | | | 18 | 18 | | | |
| 450 SLC (107.024) (160 kW) Eng.M 117.982, M 117.985 9/75-8/79 | | | | | | | | | | | | | | | | | |
| 19-2570 | | R | | | | | 40,99 | 75 | | | | | 18 | 18 | | | |
| 450 SLC (107.024) (165 kW) Eng.M 117.982, M 117.985 1/73-11/75 | | | | | | | | | | | | | | | | | |
| 19-2570 | | R | | | | | 40,99 | 75 | | | | | 18 | 18 | | | |
| 450 SLC 5.0 (107.026) (177 kW) Eng.M 117.960 6/78-2/80 | | | | | | | | | | | | | | | | | |
| 19-2570 | | R | | | | | 40,99 | 75 | | | | | 18 | 18 | | | |
| SL II (R107) 5/71-12/89 | | | | | | | | | | | | | | | | | |
| 280 SL (107.042) (130 kW) Eng.M 110.982, M 110.986, M 110.990 6/76-9/81 | | | | | | | | | | | | | | | | | |
| 19-2570 | | R | | | | | 40,99 | 75 | | | | | 18 | 18 | | | |
| 280 SL (107.042) (136 kW) Eng.M 110.982, M 110.986, M 110.990 8/74-7/85 | | | | | | | | | | | | | | | | | |
| 19-2570 | | R | | | | | 40,99 | 75 | | | | | 18 | 18 | | | |
| 300 SL (107.041) (132 kW) Eng.M 103.982 9/85-8/89 | | | | | | | | | | | | | | | | | |
| 19-2164 | | F | | | | | 17,46 | 59,13 | | | | | | 16,76 | | | |
| 19-2570 | | R | | | | | 40,99 | 75 | | | | | 18 | 18 | | | |
| 300 SL (107.041) (138 kW) Eng.M 103.982 (09.85-08.89) 9/85-8/89 | | | | | | | | | | | | | | | | | |
| 19-2164 | | F | | | | | 17,46 | 59,13 | | | | | | 16,76 | | | |

MERCEDES BENZ

| METELLI ref | Spare Parts | | F/R | L/R | | ABS | A | B | C | D | E | F | G | H | I | L | M | Fig | NOTE |
|---|-------------|--------|-----|-----|--|-----|---|---|-------|-------|---|---|---|---|----|-------|---|-----|------|
| 19-2570 | | | R | | | | | | 40,99 | 75 | | | | | 18 | 18 | | | |
| 350 SL (107.043) (143 kW) Eng.M 116.982, M 116.984 5/71-2/80 | | | | | | | | | | | | | | | | | | | |
| 19-2570 | | | R | | | | | | 40,99 | 75 | | | | | 18 | 18 | | | |
| 380 SL (107.045) (150 kW) Eng.M 116.962 9/80-8/85 | | | | | | | | | | | | | | | | | | | |
| 19-2570 | | | R | | | | | | 40,99 | 75 | | | | | 18 | 18 | | | |
| 380 SL (107.045) (160 kW) Eng.M 116.960 9/80-8/81 | | | | | | | | | | | | | | | | | | | |
| 19-2570 | | | R | | | | | | 40,99 | 75 | | | | | 18 | 18 | | | |
| 420 SL (107.047) (150 kW) Eng.M 116.964 1/86-8/89 | | | | | | | | | | | | | | | | | | | |
| 19-2164 | | | F | | | | | | 17,46 | 59,13 | | | | | | 16,76 | | | |
| 19-2570 | | | R | | | | | | 40,99 | 75 | | | | | 18 | 18 | | | |
| 420 SL (107.047) (160 kW) Eng.M 116.964 1/86-8/89 | | | | | | | | | | | | | | | | | | | |
| 19-2164 | | | F | | | | | | 17,46 | 59,13 | | | | | | 16,76 | | | |
| 19-2570 | | | R | | | | | | 40,99 | 75 | | | | | 18 | 18 | | | |
| 450 SL (107.044) (160 kW) Eng.M 117.982, M 117.985 9/75-10/80 | | | | | | | | | | | | | | | | | | | |
| 19-2570 | | | R | | | | | | 40,99 | 75 | | | | | 18 | 18 | | | |
| 450 SL (107.044) (165 kW) Eng.M 117.982, M 117.985 10/72-10/80 | | | | | | | | | | | | | | | | | | | |
| 19-2570 | | | R | | | | | | 40,99 | 75 | | | | | 18 | 18 | | | |
| 500 SL (107.046) (164 kW) Eng.M 117.964 1/86-8/89 | | | | | | | | | | | | | | | | | | | |
| 19-2164 | | | F | | | | | | 17,46 | 59,13 | | | | | | 16,76 | | | |
| 19-2570 | | | R | | | | | | 40,99 | 75 | | | | | 18 | 18 | | | |
| 500 SL (107.046) (170 kW) Eng.M 117.960, M 117.962 5/80-12/85 | | | | | | | | | | | | | | | | | | | |
| 19-2164 | | 09/85- | F | | | | | | 17,46 | 59,13 | | | | | | 16,76 | | | |
| 19-2570 | | | R | | | | | | 40,99 | 75 | | | | | 18 | 18 | | | |
| 500 SL (107.046) (177 kW) Eng.M 117.960 5/80-12/81 | | | | | | | | | | | | | | | | | | | |
| 19-2570 | | | R | | | | | | 40,99 | 75 | | | | | 18 | 18 | | | |
| 500 SL (107.046) (180 kW) Eng.M 117.960, M 117.964 1/86-8/89 | | | | | | | | | | | | | | | | | | | |
| 19-2164 | | | F | | | | | | 17,46 | 59,13 | | | | | | 16,76 | | | |
| 19-2570 | | | R | | | | | | 40,99 | 75 | | | | | 18 | 18 | | | |

MERCEDES BENZ

| METELLI ref | Spare Parts | F/R | L/R | ABS | A | B | C | D | E | F | G | H | I | L | M | Fig | NOTE |
|--|-------------|-----|-----|-----|---|---|-------|-------|---|---|---|---|----|-------|---|-----|------|
| 560 SL (107.048) (169 kW) Eng.M 117.967 9/85-12/89 | | | | | | | | | | | | | | | | | |
| 19-2164 | | F | | | | | 17,46 | 59,13 | | | | | | 16,76 | | | |
| 19-2570 | | R | | | | | 40,99 | 75 | | | | | 18 | 18 | | | |
| SL III (R129) 3/89-12/01 | | | | | | | | | | | | | | | | | |
| 280 (129.058) (142 kW) Eng.M 104.943 8/93-10/01 | | | | | | | | | | | | | | | | | |
| 19-2572 | | R | | | | | 45 | 84 | | | | | | 39 | | | |
| 280 (129.059) (150 kW) Eng.M 112.923 5/98-10/01 | | | | | | | | | | | | | | | | | |
| 19-2572 | | R | | | | | 45 | 84 | | | | | | 39 | | | |
| 300 SL (129.060) (140 kW) Eng.M 103.984 3/89-8/93 | | | | | | | | | | | | | | | | | |
| 19-2572 | | R | | | | | 45 | 84 | | | | | | 39 | | | |
| 300 SL-24 (129.061) (170 kW) Eng.M 104.981 3/89-7/93 | | | | | | | | | | | | | | | | | |
| 19-2572 | | R | | | | | 45 | 84 | | | | | | 39 | | | |
| 320 (129.063) (170 kW) Eng.M 104.991 9/93-10/01 | | | | | | | | | | | | | | | | | |
| 19-2572 | | R | | | | | 45 | 84 | | | | | | 39 | | | |
| 320 (129.064) (165 kW) Eng.M 112.943 5/98-10/01 | | | | | | | | | | | | | | | | | |
| 19-2572 | | R | | | | | 45 | 84 | | | | | | 39 | | | |
| 500 (129.067) (235 kW) Eng.M 119.972, M 119.982 9/92-10/01 | | | | | | | | | | | | | | | | | |
| 19-2572 | | R | | | | | 45 | 84 | | | | | | 39 | | | |
| 500 (129.068) (225 kW) Eng.M 113.961 5/98-10/01 | | | | | | | | | | | | | | | | | |
| 19-2572 | | R | | | | | 45 | 84 | | | | | | 39 | | | |
| 500 SL (129.066) (240 kW) Eng.M 119.960, M 119.972 9/89-8/92 | | | | | | | | | | | | | | | | | |
| 19-2572 | | R | | | | | 45 | 84 | | | | | | 39 | | | |
| 55 AMG (260 kW) Eng.M 113.985 3/00-10/01 | | | | | | | | | | | | | | | | | |
| 19-2572 | | R | | | | | 45 | 84 | | | | | | 39 | | | |
| 60 AMG (129.067) (280 kW) Eng.M 119.972 (AMG 6.0), M 119.982 (AMG 6.0) 5/97-10/01 | | | | | | | | | | | | | | | | | |
| 19-2572 | | R | | | | | 45 | 84 | | | | | | 39 | | | |
| 600 (129.076) (290 kW) Eng.M 120.981, M 120.983 7/92-10/01 | | | | | | | | | | | | | | | | | |
| 19-2572 | | R | | | | | 45 | 84 | | | | | | 39 | | | |

MERCEDES BENZ

| METELLI ref | Spare Parts | | F/R | L/R | | | ABS | A | B | C | D | E | F | G | H | I | L | M | Fig | NOTE |
|---|-------------|--|-----|-----|--|--|-----|---|---|----|-------|-----|---|---|---|---|---|---|-------|------|
| 600 SL (129.076) (300 kW) Eng.M 120.981, M 120.983 2/92-8/94 | | | | | | | | | | | | | | | | | | | | |
| 19-2572 | | | R | | | | | | | 45 | 84 | | | | | | | | 39 | |
| SL 73 AMG (129.076) (386 kW) Eng.M 120.AMG 1/99-12/01 | | | | | | | | | | | | | | | | | | | | |
| 19-2572 | | | R | | | | | | | 45 | 84 | | | | | | | | 39 | |
| SL IV (R230) 10/01-1/12 | | | | | | | | | | | | | | | | | | | | |
| 280 (230.454) (170 kW) Eng.M 272.949 3/08-1/12 | | | | | | | | | | | | | | | | | | | | |
| 19-2828 | | | F | | | | | | | 40 | 67,93 | | | | | | | | 20,13 | |
| 19-2942 | | | R | | | | | | | 49 | 93 | 126 | | | | | | | 42 | |
| 300 (230.454) (170 kW) Eng.M 272.949 4/09-1/12 | | | | | | | | | | | | | | | | | | | | |
| 19-2828 | | | F | | | | | | | 40 | 67,93 | | | | | | | | 20,13 | |
| 19-2942 | | | R | | | | | | | 49 | 93 | 126 | | | | | | | 42 | |
| 350 (230.456) (200 kW) Eng.M 272.966 3/06-1/12 | | | | | | | | | | | | | | | | | | | | |
| 19-2828 | | | F | | | | | | | 40 | 67,93 | | | | | | | | 20,13 | |
| 19-2942 | | | R | | | | | | | 49 | 93 | 126 | | | | | | | 42 | |
| 350 (230.458) (232 kW) Eng.M 272.968 4/08-1/12 | | | | | | | | | | | | | | | | | | | | |
| 19-2828 | | | F | | | | | | | 40 | 67,93 | | | | | | | | 20,13 | |
| 19-2942 | | | R | | | | | | | 49 | 93 | 126 | | | | | | | 42 | |
| 350 (230.467) (180 kW) Eng.M 112.973 3/03-1/12 | | | | | | | | | | | | | | | | | | | | |
| 19-2828 | | | F | | | | | | | 40 | 67,93 | | | | | | | | 20,13 | |
| 19-2942 | | | R | | | | | | | 49 | 93 | 126 | | | | | | | 42 | |
| 500 (230.471) (285 kW) Eng.M 273.965 3/06-1/12 | | | | | | | | | | | | | | | | | | | | |
| 19-2828 | | | F | | | | | | | 40 | 67,93 | | | | | | | | 20,13 | |
| 19-2942 | | | R | | | | | | | 49 | 93 | 126 | | | | | | | 42 | |
| 500 (230.475) (225 kW) Eng.M 113.963 10/01-1/12 | | | | | | | | | | | | | | | | | | | | |
| 19-2828 | | | F | | | | | | | 40 | 67,93 | | | | | | | | 20,13 | |
| 19-2942 | | | R | | | | | | | 49 | 93 | 126 | | | | | | | 42 | |
| 55 AMG (230.472) (380 kW) Eng.M 113.995 3/06-1/12 | | | | | | | | | | | | | | | | | | | | |
| 19-2828 | | | F | | | | | | | 40 | 67,93 | | | | | | | | 20,13 | |

MERCEDES BENZ

| METELLI ref | Spare Parts | | F/R | L/R | | | ABS | A | B | C | D | E | F | G | H | I | L | M | Fig | NOTE |
|---|-------------|--|-----|-----|--|--|-----|---|---|----|-------|-----|---|---|---|----|-------|---|-----|------|
| 19-2942 | | | R | | | | | | | 49 | 93 | 126 | | | | | 42 | | | |
| 55 AMG (230.474) (350 kW) Eng.M 113.992 10/01-6/02 | | | | | | | | | | | | | | | | | | | | |
| 19-2828 | | | F | | | | | | | 40 | 67,93 | | | | | | 20,13 | | | |
| 19-2942 | | | R | | | | | | | 49 | 93 | 126 | | | | | 42 | | | |
| 55 AMG Kompressor (230.474) (368 kW) Eng.M 113.992 6/02-1/12 | | | | | | | | | | | | | | | | | | | | |
| 19-2828 | | | F | | | | | | | 40 | 67,93 | | | | | | 20,13 | | | |
| 19-2942 | | | R | | | | | | | 49 | 93 | 126 | | | | | 42 | | | |
| 600 (230.476) (368 kW) Eng.M 275.951 4/03-1/12 | | | | | | | | | | | | | | | | | | | | |
| 19-2942 | | | R | | | | | | | 49 | 93 | 126 | | | | | 42 | | | |
| 600 (230.477) (380 kW) Eng.M 275.954 3/06-1/12 | | | | | | | | | | | | | | | | | | | | |
| 19-2828 | | | F | | | | | | | 40 | 67,93 | | | | | | 20,13 | | | |
| 19-2942 | | | R | | | | | | | 49 | 93 | 126 | | | | | 42 | | | |
| 63 AMG (230.470) (386 kW) Eng.M 156.981 3/08-1/12 | | | | | | | | | | | | | | | | | | | | |
| 19-2828 | | | F | | | | | | | 40 | 67,93 | | | | | | 20,13 | | | |
| 19-2942 | | | R | | | | | | | 49 | 93 | 126 | | | | | 42 | | | |
| 65 AMG (230.479) (450 kW) Eng.M 275.981 3/04-1/12 | | | | | | | | | | | | | | | | | | | | |
| 19-2828 | | | F | | | | | | | 40 | 67,93 | | | | | | 20,13 | | | |
| 65 AMG Black Series (230.479) (493 kW) Eng.M 275.983 7/08-1/12 | | | | | | | | | | | | | | | | | | | | |
| 19-2828 | | | F | | | | | | | 40 | 67,93 | | | | | | 20,13 | | | |
| SL V (R231) 1/12-1/70 | | | | | | | | | | | | | | | | | | | | |
| 350 (231.457) (225 kW) Eng.M 276.954 2/12-1/70 | | | | | | | | | | | | | | | | | | | | |
| 19-2940 | | | R | | | | | | | 49 | 91 | 126 | | | | 50 | 38,5 | | | |
| 400 (231.465) (245 kW) Eng.M 276.825 4/14-1/70 | | | | | | | | | | | | | | | | | | | | |
| 19-2940 | | | R | | | | | | | 49 | 91 | 126 | | | | 50 | 38,5 | | | |
| 400 (231.466) (270 kW) Eng.M 276.825 1/16-1/70 | | | | | | | | | | | | | | | | | | | | |
| 19-2940 | | | R | | | | | | | 49 | 91 | 126 | | | | 50 | 38,5 | | | |
| 500 (231.473) (320 kW) Eng.M 278.927 1/12-1/70 | | | | | | | | | | | | | | | | | | | | |
| 19-2940 | | | R | | | | | | | 49 | 91 | 126 | | | | 50 | 38,5 | | | |

MERCEDES BENZ

| METELLI ref | Spare Parts | F/R | L/R | ABS | A | B | C | D | E | F | G | H | I | L | M | Fig | NOTE |
|--|-------------|-----|-----|-----|---|---|----|----|-----|---|---|---|---|------|------|-----|------|
| 500 (231.473) (335 kW) Eng.M 278.927 4/15-1/70 | | | | | | | | | | | | | | | | | |
| 19-2940 | | R | | | | | 49 | 91 | 126 | | | | | 50 | 38,5 | | |
| 63 AMG (231.474) (395 kW) Eng.M 157.983 1/12-1/70 | | | | | | | | | | | | | | | | | |
| 19-2940 | | R | | | | | 49 | 91 | 126 | | | | | 50 | 38,5 | | |
| 63 AMG (231.474) (415 kW) Eng.M 157.983 1/12-1/70 | | | | | | | | | | | | | | | | | |
| 19-2940 | | R | | | | | 49 | 91 | 126 | | | | | 50 | 38,5 | | |
| 63 AMG (231.474) (420 kW) Eng.M 157.983 7/18-1/70 | | | | | | | | | | | | | | | | | |
| 19-2940 | | R | | | | | 49 | 91 | 126 | | | | | 50 | 38,5 | | |
| 63 AMG (231.474) (430 kW) Eng.M 157.983 4/14-1/70 | | | | | | | | | | | | | | | | | |
| 19-2940 | | R | | | | | 49 | 91 | 126 | | | | | 50 | 38,5 | | |
| 65 AMG (231.479) (463 kW) Eng.M 279.981 5/12-1/70 | | | | | | | | | | | | | | | | | |
| 19-2940 | | R | | | | | 49 | 91 | 126 | | | | | 50 | 38,5 | | |
| SLC (R172) 1/16-1/70 | | | | | | | | | | | | | | | | | |
| 180 (172.431) (115 kW) Eng.M 274.910 1/16-1/70 | | | | | | | | | | | | | | | | | |
| 19-2827 | | F | | | | | 22 | 50 | | | | | | 18,5 | | | |
| 19-2942 | | R | | | | | 49 | 93 | 126 | | | | | 42 | | | |
| 200 (172.434) (135 kW) Eng.M 274.920 1/16-1/70 | | | | | | | | | | | | | | | | | |
| 19-2827 | | F | | | | | 22 | 50 | | | | | | 18,5 | | | |
| 19-2942 | | R | | | | | 49 | 93 | 126 | | | | | 42 | | | |
| 250 d (172.404) (150 kW) Eng.OM 651.980 1/16-10/17 | | | | | | | | | | | | | | | | | |
| 19-2827 | | F | | | | | 22 | 50 | | | | | | 18,5 | | | |
| 19-2942 | | R | | | | | 49 | 93 | 126 | | | | | 42 | | | |
| 300 (172.438) (180 kW) Eng.M 274.920 1/16-1/70 | | | | | | | | | | | | | | | | | |
| 19-2827 | | F | | | | | 22 | 50 | | | | | | 18,5 | | | |
| 19-2942 | | R | | | | | 49 | 93 | 126 | | | | | 42 | | | |
| AMG SLC 43 (172.466) (270 kW) Eng.M 276.822 1/16-1/70 | | | | | | | | | | | | | | | | | |
| 19-2827 | | F | | | | | 22 | 50 | | | | | | 18,5 | | | |
| 19-2942 | | R | | | | | 49 | 93 | 126 | | | | | 42 | | | |

MERCEDES BENZ

| METELLI ref | Spare Parts | F/R | L/R | ABS | A | B | C | D | E | F | G | H | I | L | M | Fig | NOTE |
|---|-------------|-----|-----|-----|---|---|---|----|-------|-----|---|---|---|---|---|-------|------|
| AMG SLC 43 (172.466) (287 kW) Eng.M 276.822 6/18-1/70 | | | | | | | | | | | | | | | | | |
| 19-2942 | | R | | | | | | 49 | 93 | 126 | | | | | | 42 | |
| SLK (R170) 9/96-4/04 | | | | | | | | | | | | | | | | | |
| 200 (170.435) (100 kW) Eng.M 111.946 9/96-3/00 | | | | | | | | | | | | | | | | | |
| 19-2213 | | F | | | | | | 22 | 59,98 | | | | | | | 16,64 | |
| 19-2572 | | R | | | | | | 45 | 84 | | | | | | | 39 | |
| 200 Kompressor (170.444) (120 kW) Eng.M 111.958 3/00-4/04 | | | | | | | | | | | | | | | | | |
| 19-2213 | | F | | | | | | 22 | 59,98 | | | | | | | 16,64 | |
| 19-2572 | | R | | | | | | 45 | 84 | | | | | | | 39 | |
| 200 Kompressor (170.445) (141 kW) Eng.M 111.943 10/96-3/00 | | | | | | | | | | | | | | | | | |
| 19-2213 | | F | | | | | | 22 | 59,98 | | | | | | | 16,64 | |
| 230 Kompressor (170.447) (142 kW) Eng.M 111.973 9/96-3/00 | | | | | | | | | | | | | | | | | |
| 19-2213 | | F | | | | | | 22 | 59,98 | | | | | | | 16,64 | |
| 19-2572 | | R | | | | | | 45 | 84 | | | | | | | 39 | |
| 230 Kompressor (170.449) (145 kW) Eng.M 111.983 3/00-4/04 | | | | | | | | | | | | | | | | | |
| 19-2213 | | F | | | | | | 22 | 59,98 | | | | | | | 16,64 | |
| 19-2572 | | R | | | | | | 45 | 84 | | | | | | | 39 | |
| 32 AMG Kompressor (170.466) (260 kW) Eng.M 112.960 3/01-4/04 | | | | | | | | | | | | | | | | | |
| 19-2213 | | F | | | | | | 22 | 59,98 | | | | | | | 16,64 | |
| 19-2572 | | R | | | | | | 45 | 84 | | | | | | | 39 | |
| 320 (170.465) (160 kW) Eng.M 112.947 3/00-4/04 | | | | | | | | | | | | | | | | | |
| 19-2213 | | F | | | | | | 22 | 59,98 | | | | | | | 16,64 | |
| 19-2572 | | R | | | | | | 45 | 84 | | | | | | | 39 | |
| SLK (R171) 3/04-2/11 | | | | | | | | | | | | | | | | | |
| 200 Kompressor (171.442) (120 kW) Eng.M 271.944 3/04-2/11 | | | | | | | | | | | | | | | | | |
| 19-2572 | | R | | | | | | 45 | 84 | | | | | | | 39 | |
| 19-2827 | | F | | | | | | 22 | 50 | | | | | | | 18,5 | |

MERCEDES BENZ

| METELLI ref | Spare Parts | | F/R | L/R | | | ABS | A | B | C | D | E | F | G | H | I | L | M | Fig | NOTE |
|--|-------------|--|-----|-----|--|--|-----|---|---|----|----|-----|---|---|---|---|---|------|-----|------|
| 200 Kompressor (171.445) (135 kW) Eng.M 271.954 1/08-2/11 | | | | | | | | | | | | | | | | | | | | |
| 19-2572 | | | R | | | | | | | 45 | 84 | | | | | | | 39 | | |
| 19-2827 | | | F | | | | | | | 22 | 50 | | | | | | | 18,5 | | |
| 280 (171.454) (170 kW) Eng.M 272.942 1/05-2/11 | | | | | | | | | | | | | | | | | | | | |
| 19-2572 | | | R | | | | | | | 45 | 84 | | | | | | | 39 | | |
| 19-2827 | | | F | | | | | | | 22 | 50 | | | | | | | 18,5 | | |
| 300 (171.454) (170 kW) Eng.M 272.942 4/09-2/11 | | | | | | | | | | | | | | | | | | | | |
| 19-2572 | | | R | | | | | | | 45 | 84 | | | | | | | 39 | | |
| 19-2827 | | | F | | | | | | | 22 | 50 | | | | | | | 18,5 | | |
| 350 (171.456) (200 kW) Eng.M 272.963 6/04-2/11 | | | | | | | | | | | | | | | | | | | | |
| 19-2572 | | | R | | | | | | | 45 | 84 | | | | | | | 39 | | |
| 19-2827 | | | F | | | | | | | 22 | 50 | | | | | | | 18,5 | | |
| 350 (171.458) (224 kW) Eng.M 272.969 1/08-2/11 | | | | | | | | | | | | | | | | | | | | |
| 19-2572 | | | R | | | | | | | 45 | 84 | | | | | | | 39 | | |
| 19-2827 | | | F | | | | | | | 22 | 50 | | | | | | | 18,5 | | |
| 55 AMG (171.473) (265 kW) Eng.M 113.989 6/04-2/11 | | | | | | | | | | | | | | | | | | | | |
| 19-2572 | | | R | | | | | | | 45 | 84 | | | | | | | 39 | | |
| 19-2827 | | | F | | | | | | | 22 | 50 | | | | | | | 18,5 | | |
| 55 AMG (171.473) (294 kW) Eng.M 113.989 6/06-2/11 | | | | | | | | | | | | | | | | | | | | |
| 19-2572 | | | R | | | | | | | 45 | 84 | | | | | | | 39 | | |
| 19-2827 | | | F | | | | | | | 22 | 50 | | | | | | | 18,5 | | |
| SLK (R172) 2/11-1/70 | | | | | | | | | | | | | | | | | | | | |
| 200 (172.434) (135 kW) Eng.M 274.920 4/15-1/70 | | | | | | | | | | | | | | | | | | | | |
| 19-2827 | | | F | | | | | | | 22 | 50 | | | | | | | 18,5 | | |
| 19-2942 | | | R | | | | | | | 49 | 93 | 126 | | | | | | 42 | | |
| 200 (172.448) (135 kW) Eng.M 271.860, M 271.861 2/11-1/70 | | | | | | | | | | | | | | | | | | | | |
| 19-2827 | | | F | | | | | | | 22 | 50 | | | | | | | 18,5 | | |
| 19-2942 | | | R | | | | | | | 49 | 93 | 126 | | | | | | 42 | | |

MERCEDES BENZ

| METELLI ref | Spare Parts | | F/R | L/R | | | ABS | A | B | C | D | E | F | G | H | I | L | M | Fig | NOTE |
|--|-------------|--|-----|-----|--|--|-----|---|---|-------|----|-----|---|---|---|---|----|------|------|------|
| 250 (172.447) (150 kW) Eng.M 271.860, M 271.861 2/11-1/70 | | | | | | | | | | | | | | | | | | | | |
| 19-2827 | | | F | | | | | | | 22 | 50 | | | | | | | | 18,5 | |
| 19-2942 | | | R | | | | | | | 49 | 93 | 126 | | | | | | | 42 | |
| 250 CDI / d (172.403) (150 kW) Eng.OM 651.980 1/12-1/70 | | | | | | | | | | | | | | | | | | | | |
| 19-2827 | | | F | | | | | | | 22 | 50 | | | | | | | | 18,5 | |
| 19-2942 | | | R | | | | | | | 49 | 93 | 126 | | | | | | | 42 | |
| 300 (172.438) (180 kW) Eng.M 274.920 7/15-1/70 | | | | | | | | | | | | | | | | | | | | |
| 19-2827 | | | F | | | | | | | 22 | 50 | | | | | | | | 18,5 | |
| 19-2942 | | | R | | | | | | | 49 | 93 | 126 | | | | | | | 42 | |
| 350 (172.457) (225 kW) Eng.M 276.956 2/11-1/70 | | | | | | | | | | | | | | | | | | | | |
| 19-2827 | | | F | | | | | | | 22 | 50 | | | | | | | | 18,5 | |
| 19-2942 | | | R | | | | | | | 49 | 93 | 126 | | | | | | | 42 | |
| 55 AMG (172.475) (310 kW) Eng.M 152.980 1/12-1/70 | | | | | | | | | | | | | | | | | | | | |
| 19-2827 | | | F | | | | | | | 22 | 50 | | | | | | | | 18,5 | |
| 19-2942 | | | R | | | | | | | 49 | 93 | 126 | | | | | | | 42 | |
| SLS AMG Roadster (R197) 6/11-1/70 | | | | | | | | | | | | | | | | | | | | |
| 6.2 (197.477) (420 kW) Eng.M 159.980 6/11-1/70 | | | | | | | | | | | | | | | | | | | | |
| 19-2940 | | | F | | | | | | | 49 | 91 | 126 | | | | | 50 | 38,5 | | |
| 19-2942 | | | R | | | | | | | 49 | 93 | 126 | | | | | | | 42 | |
| 6.2 GT (197.478) (435 kW) Eng.M 159.980 6/13-1/70 | | | | | | | | | | | | | | | | | | | | |
| 19-2942 | | | R | | | | | | | 49 | 93 | 126 | | | | | | | 42 | |
| Trem Volumi I (W123) 1/76-12/85 | | | | | | | | | | | | | | | | | | | | |
| 200 (62 kW) Eng.M 115.938, M 115.939 2/76-8/80 | | | | | | | | | | | | | | | | | | | | |
| 19-2570 | | | R | | | | | | | 40,99 | 75 | | | | | | 18 | 18 | | |
| 200 (74 kW) Eng.M 102.939 6/80-11/85 | | | | | | | | | | | | | | | | | | | | |
| 19-2570 | | | R | | | | | | | 40,99 | 75 | | | | | | 18 | 18 | | |

MERCEDES BENZ

| METELLI ref | Spare Parts | | F/R | L/R | | | ABS | A | B | C | D | E | F | G | H | I | L | M | Fig | NOTE |
|---|-------------|--|-----|-----|--|--|-----|---|---|-------|----|---|---|---|---|----|----|---|-----|------|
| 200 (123.020) (69 kW) Eng.M 115.938, M 115.939 2/76-8/80 | | | | | | | | | | | | | | | | | | | | |
| 19-2570 | | | R | | | | | | | 40,99 | 75 | | | | | 18 | 18 | | | |
| 200 (123.220) (80 kW) Eng.M 102.920 6/80-11/85 | | | | | | | | | | | | | | | | | | | | |
| 19-2570 | | | R | | | | | | | 40,99 | 75 | | | | | 18 | 18 | | | |
| 200 D (44 kW) Eng.OM 615.940 3/79-11/85 | | | | | | | | | | | | | | | | | | | | |
| 19-2570 | | | R | | | | | | | 40,99 | 75 | | | | | 18 | 18 | | | |
| 200 D (123.120) (40 kW) Eng.OM 615.940 7/76-2/79 | | | | | | | | | | | | | | | | | | | | |
| 19-2570 | | | R | | | | | | | 40,99 | 75 | | | | | 18 | 18 | | | |
| 220 D (49 kW) Eng.OM 615.941 1/77-3/79 | | | | | | | | | | | | | | | | | | | | |
| 19-2570 | | | R | | | | | | | 40,99 | 75 | | | | | 18 | 18 | | | |
| 220 D (123.126) (44 kW) Eng.OM 615.941 1/76-2/79 | | | | | | | | | | | | | | | | | | | | |
| 19-2570 | | | R | | | | | | | 40,99 | 75 | | | | | 18 | 18 | | | |
| 230 (123.023) (80 kW) Eng.M 115.954 2/76-3/81 | | | | | | | | | | | | | | | | | | | | |
| 19-2570 | | | R | | | | | | | 40,99 | 75 | | | | | 18 | 18 | | | |
| 230 E (123.223) (100 kW) Eng.M 102.980 4/80-12/85 | | | | | | | | | | | | | | | | | | | | |
| 19-2570 | | | R | | | | | | | 40,99 | 75 | | | | | 18 | 18 | | | |
| 240 D (123.123) (48 kW) Eng.OM 616.912 2/76-2/79 | | | | | | | | | | | | | | | | | | | | |
| 19-2570 | | | R | | | | | | | 40,99 | 75 | | | | | 18 | 18 | | | |
| 240 D (123.123) (53 kW) Eng.OM 616.912 (03.79-11.85) 3/79-11/85 | | | | | | | | | | | | | | | | | | | | |
| 19-2570 | | | R | | | | | | | 40,99 | 75 | | | | | 18 | 18 | | | |
| 250 (123.026) (95 kW) Eng.M 123.921 2/76-10/79 | | | | | | | | | | | | | | | | | | | | |
| 19-2570 | | | R | | | | | | | 40,99 | 75 | | | | | 18 | 18 | | | |
| 250 (123.026) (103 kW) Eng.M 123.921 10/79-7/85 | | | | | | | | | | | | | | | | | | | | |
| 19-2570 | | | R | | | | | | | 40,99 | 75 | | | | | 18 | 18 | | | |
| 280 (123.030) (115 kW) Eng.M 110.923 2/76-8/81 | | | | | | | | | | | | | | | | | | | | |
| 19-2570 | | | R | | | | | | | 40,99 | 75 | | | | | 18 | 18 | | | |
| 280 E (123.033) (136 kW) Eng.M 110.984, M 110.988 2/76-11/85 | | | | | | | | | | | | | | | | | | | | |
| 19-2570 | | | R | | | | | | | 40,99 | 75 | | | | | 18 | 18 | | | |

MERCEDES BENZ

| METELLI ref | Spare Parts | | F/R | L/R | | | ABS | A | B | C | D | E | F | G | H | I | L | M | Fig | NOTE |
|--|-------------|--|-----|-----|--|--|-----|---|---|-------|-------|---|---|---|---|----|-------|---|-----|------|
| 280 E (130 kW) Eng.M 110.988 8/76-8/81 | | | | | | | | | | | | | | | | | | | | |
| 19-2570 | | | R | | | | | | | 40,99 | 75 | | | | | 18 | 18 | | | |
| 300 D (123.130) (59 kW) Eng.OM 617.912 (02.76-07.80) 2/76-7/80 | | | | | | | | | | | | | | | | | | | | |
| 19-2570 | | | R | | | | | | | 40,99 | 75 | | | | | 18 | 18 | | | |
| 300 D (123.130) (65 kW) Eng.OM 617.912 3/79-11/85 | | | | | | | | | | | | | | | | | | | | |
| 19-2570 | | | R | | | | | | | 40,99 | 75 | | | | | 18 | 18 | | | |
| 300 Turbo-D (123.133) (92 kW) Eng.OM 617.952 8/81-7/85 | | | | | | | | | | | | | | | | | | | | |
| 19-2570 | | | R | | | | | | | 40,99 | 75 | | | | | 18 | 18 | | | |
| Trem Volumi II (W124) 12/84-6/93 | | | | | | | | | | | | | | | | | | | | |
| 200 (77 kW) Eng.M 102.922 1/86-10/92 | | | | | | | | | | | | | | | | | | | | |
| 19-2164 | | | F | | | | | | | 17,46 | 59,13 | | | | | | 16,76 | | | |
| 19-2572 | | | R | | | | | | | 45 | 84 | | | | | | 39 | | | |
| 200 (124.020) (75 kW) Eng.M 102.922 1/86-5/90 | | | | | | | | | | | | | | | | | | | | |
| 19-2164 | | | F | | | | | | | 17,46 | 59,13 | | | | | | 16,76 | | | |
| 19-2572 | | | R | | | | | | | 45 | 84 | | | | | | 39 | | | |
| 200 (124.020) (80 kW) Eng.M 102.922 12/85-5/90 | | | | | | | | | | | | | | | | | | | | |
| 19-2164 | | | F | | | | | | | 17,46 | 59,13 | | | | | | 16,76 | | | |
| 19-2572 | | | R | | | | | | | 45 | 84 | | | | | | 39 | | | |
| 200 D (124.120) (53 kW) Eng.OM 601.912 12/84-8/89 | | | | | | | | | | | | | | | | | | | | |
| 19-2164 | | | F | | | | | | | 17,46 | 59,13 | | | | | | 16,76 | | | |
| 19-2572 | | | R | | | | | | | 45 | 84 | | | | | | 39 | | | |
| 200 D (124.120) (55 kW) Eng.OM 601.912 8/89-6/93 | | | | | | | | | | | | | | | | | | | | |
| 19-2164 | | | F | | | | | | | 17,46 | 59,13 | | | | | | 16,76 | | | |
| 19-2572 | | | R | | | | | | | 45 | 84 | | | | | | 39 | | | |
| 200 E (77 kW) Eng.M 102.922 11/92-5/93 | | | | | | | | | | | | | | | | | | | | |
| 19-2164 | | | F | | | | | | | 17,46 | 59,13 | | | | | | 16,76 | | | |
| 200 E (124.019) (100 kW) Eng.M 111.940 10/92-6/93 | | | | | | | | | | | | | | | | | | | | |
| 19-2164 | | | F | | | | | | | 17,46 | 59,13 | | | | | | 16,76 | | | |

MERCEDES BENZ

| METELLI ref | Spare Parts | | F/R | L/R | | ABS | A | B | C | D | E | F | G | H | I | L | M | Fig | NOTE |
|--|-------------|--|-----|-----|--|-----|---|---|-------|-------|---|---|---|---|---|-------|---|-----|------|
| 19-2572 | | | R | | | | | | 45 | 84 | | | | | | 39 | | | |
| 200 E (124.021) (87 kW) Eng.M 102.963 9/88-8/93 | | | | | | | | | | | | | | | | | | | |
| 19-2164 | | | F | | | | | | 17,46 | 59,13 | | | | | | 16,76 | | | |
| 19-2572 | | | R | | | | | | 45 | 84 | | | | | | 39 | | | |
| 200 E (124.021) (90 kW) Eng.M 102.963 9/88-12/89 | | | | | | | | | | | | | | | | | | | |
| 19-2164 | | | F | | | | | | 17,46 | 59,13 | | | | | | 16,76 | | | |
| 19-2572 | | | R | | | | | | 45 | 84 | | | | | | 39 | | | |
| 220 E (124.022) (110 kW) Eng.M 111.960 10/92-6/93 | | | | | | | | | | | | | | | | | | | |
| 19-2164 | | | F | | | | | | 17,46 | 59,13 | | | | | | 16,76 | | | |
| 19-2572 | | | R | | | | | | 45 | 84 | | | | | | 39 | | | |
| 230 E (124.023) (97 kW) Eng.M 102.982 12/84-3/92 | | | | | | | | | | | | | | | | | | | |
| 19-2164 | | | F | | | | | | 17,46 | 59,13 | | | | | | 16,76 | | | |
| 19-2572 | | | R | | | | | | 45 | 84 | | | | | | 39 | | | |
| 230 E (124.023) (100 kW) Eng.M 102.982 1/85-6/93 | | | | | | | | | | | | | | | | | | | |
| 19-2164 | | | F | | | | | | 17,46 | 59,13 | | | | | | 16,76 | | | |
| 19-2572 | | | R | | | | | | 45 | 84 | | | | | | 39 | | | |
| 230 E Cat (124.023) (97 kW) Eng.M 102.982 6/89-6/93 | | | | | | | | | | | | | | | | | | | |
| 19-2164 | | | F | | | | | | 17,46 | 59,13 | | | | | | 16,76 | | | |
| 19-2572 | | | R | | | | | | 45 | 84 | | | | | | 39 | | | |
| 250 D (124.125) (66 kW) Eng.OM 602.912 4/85-6/93 | | | | | | | | | | | | | | | | | | | |
| 19-2164 | | | F | | | | | | 17,46 | 59,13 | | | | | | 16,76 | | | |
| 19-2572 | | | R | | | | | | 45 | 84 | | | | | | 39 | | | |
| 250 D (124.125) (69 kW) Eng.OM 602.912 1/89-6/93 | | | | | | | | | | | | | | | | | | | |
| 19-2164 | | | F | | | | | | 17,46 | 59,13 | | | | | | 16,76 | | | |
| 19-2572 | | | R | | | | | | 45 | 84 | | | | | | 39 | | | |
| 250 Turbo-D (124.128) (93 kW) Eng.OM 602.962 9/88-6/93 | | | | | | | | | | | | | | | | | | | |
| 19-2164 | | | F | | | | | | 17,46 | 59,13 | | | | | | 16,76 | | | |
| 19-2572 | | | R | | | | | | 45 | 84 | | | | | | 39 | | | |

MERCEDES BENZ

| METELLI ref | Spare Parts | F/R | L/R | ABS | A | B | C | D | E | F | G | H | I | L | M | Fig | NOTE |
|---|-------------|-----|-----|-----|---|---|-------|-------|---|---|---|---|---|-------|---|-----|------|
| 260 E (124.026) (118 kW) Eng.M 103.940 9/85-8/92 | | | | | | | | | | | | | | | | | |
| 19-2164 | | F | | | | | 17,46 | 59,13 | | | | | | 16,76 | | | |
| 19-2572 | | R | | | | | 45 | 84 | | | | | | 39 | | | |
| 260 E (124.026) (122 kW) Eng.M 103.940 (09.85-12.89) 9/85-12/89 | | | | | | | | | | | | | | | | | |
| 19-2164 | | F | | | | | 17,46 | 59,13 | | | | | | 16,76 | | | |
| 19-2572 | | R | | | | | 45 | 84 | | | | | | 39 | | | |
| 260 E 4-matic (124.226) (118 kW) Eng.M 103.943 (09.86-08.92) 9/86-8/92 | | | | | | | | | | | | | | | | | |
| 19-2572 | | R | | | | | 45 | 84 | | | | | | 39 | | | |
| 260 E 4-matic (124.226) (122 kW) Eng.M 103.940 (12.86-12.89) 12/86-12/89 | | | | | | | | | | | | | | | | | |
| 19-2572 | | R | | | | | 45 | 84 | | | | | | 39 | | | |
| 280 E (124.028) (145 kW) Eng.M 104.942 10/92-6/93 | | | | | | | | | | | | | | | | | |
| 19-2164 | | F | | | | | 17,46 | 59,13 | | | | | | 16,76 | | | |
| 19-2572 | | R | | | | | 45 | 84 | | | | | | 39 | | | |
| 300 AMG (124.031) (265 kW) Eng.M 104.980 (AMG 3.4) 9/88-6/93 | | | | | | | | | | | | | | | | | |
| 19-2164 | | F | | | | | 17,46 | 59,13 | | | | | | 16,76 | | | |
| 300 D (124.130) (80 kW) Eng.OM 603.912 12/84-8/89 | | | | | | | | | | | | | | | | | |
| 19-2164 | | F | | | | | 17,46 | 59,13 | | | | | | 16,76 | | | |
| 19-2572 | | R | | | | | 45 | 84 | | | | | | 39 | | | |
| 300 D (124.130) (81 kW) Eng.OM 603.912 6/90-6/93 | | | | | | | | | | | | | | | | | |
| 19-2164 | | F | | | | | 17,46 | 59,13 | | | | | | 16,76 | | | |
| 19-2572 | | R | | | | | 45 | 84 | | | | | | 39 | | | |
| 300 D (124.130) (83 kW) Eng.OM 603.912 8/89-6/93 | | | | | | | | | | | | | | | | | |
| 19-2164 | | F | | | | | 17,46 | 59,13 | | | | | | 16,76 | | | |
| 19-2572 | | R | | | | | 45 | 84 | | | | | | 39 | | | |
| 300 D 4-matic (124.330) (80 kW) Eng.OM 603.913 9/86-8/92 | | | | | | | | | | | | | | | | | |
| 19-2572 | | R | | | | | 45 | 84 | | | | | | 39 | | | |
| 300 D 4-matic (124.330) (83 kW) Eng.OM 603.913 8/89-6/93 | | | | | | | | | | | | | | | | | |
| 19-2572 | | R | | | | | 45 | 84 | | | | | | 39 | | | |

MERCEDES BENZ

| METELLI ref | Spare Parts | | F/R | L/R | | | ABS | A | B | C | D | E | F | G | H | I | L | M | Fig | NOTE |
|--|-------------|--|-----|-----|--|--|-----|---|---|-------|-------|---|---|---|---|---|---|---|-------|------|
| 320 E (124.032) (162 kW) Eng.M 104.992 10/92-6/93 | | | | | | | | | | | | | | | | | | | | |
| 19-2164 | | | F | | | | | | | 17,46 | 59,13 | | | | | | | | 16,76 | |
| 19-2572 | | | R | | | | | | | 45 | 84 | | | | | | | | 39 | |
| 400 E 4.2 (124.034) (205 kW) Eng.M 119.975 10/92-6/93 | | | | | | | | | | | | | | | | | | | | |
| 19-2213 | | | F | | | | | | | 22 | 59,98 | | | | | | | | 16,64 | |
| 19-2572 | | | R | | | | | | | 45 | 84 | | | | | | | | 39 | |
| 500 E (124.036) (240 kW) Eng.M 119.974 1/91-6/93 | | | | | | | | | | | | | | | | | | | | |
| 19-2213 | | | F | | | | | | | 22 | 59,98 | | | | | | | | 16,64 | |
| 19-2572 | | | R | | | | | | | 45 | 84 | | | | | | | | 39 | |
| Vaneo (414) 2/02-12/05 | | | | | | | | | | | | | | | | | | | | |
| 1.6 (414.700) (60 kW) Eng.M 166.961 2/02-7/05 | | | | | | | | | | | | | | | | | | | | |
| 19-2284 | | | F | | | | | | | 42 | 75 | | | | | | | | 37 | |
| 19-2999 | | | R | | | | | | | 25 | 55 | | | | | | | | 43 | |
| 1.6 (414.700) (75 kW) Eng.M 166.961 2/02-7/05 | | | | | | | | | | | | | | | | | | | | |
| 19-2284 | | | F | | | | | | | 42 | 75 | | | | | | | | 37 | |
| 19-2999 | | | R | | | | | | | 25 | 55 | | | | | | | | 43 | |
| 1.7 CDI (414.700) (55 kW) Eng.OM 668.914 2/02-7/05 | | | | | | | | | | | | | | | | | | | | |
| 19-2284 | | | F | | | | | | | 42 | 75 | | | | | | | | 37 | |
| 19-2999 | | | R | | | | | | | 25 | 55 | | | | | | | | 43 | |
| 1.7 CDI (414.700) (67 kW) Eng.OM 668.914 2/02-7/05 | | | | | | | | | | | | | | | | | | | | |
| 19-2284 | | | F | | | | | | | 42 | 75 | | | | | | | | 37 | |
| 19-2999 | | | R | | | | | | | 25 | 55 | | | | | | | | 43 | |
| 1.9 (414.700) (92 kW) Eng.M 166.991 2/02-7/05 | | | | | | | | | | | | | | | | | | | | |
| 19-2284 | | | F | | | | | | | 42 | 75 | | | | | | | | 37 | |
| 19-2999 | | | R | | | | | | | 25 | 55 | | | | | | | | 43 | |

MERCEDES BENZ

| METELLI ref | Spare Parts | F/R | L/R | ABS | A | B | C | D | E | F | G | H | I | L | M | Fig | NOTE |
|--|-------------|-----|-----|-----|---|---|----|----|---|---|---|---|---|------|---|-----|------|
| CDI 3.0 (639.811, 639.813, 639.815) (165 kW) Eng.OM 642.890 7/10-1/70 | | | | | | | | | | | | | | | | | |
| 19-2947 | | R | | | | | 50 | 92 | | | | | | 51,4 | | | |

MERCEDES BENZ HCV

Sprinter Classic II 3,5-t Van (B909) 9/13-1/70

311 CDI (909.632, 909.633) (80 kW) Eng.OM 646.701 9/13-1/70

| | | | | | | | | | | | | | | | | | |
|---------|--|---|--|--|--|--|----|----|--|--|--|--|--|----|--|--|--|
| 19-2434 | | R | | | | | 49 | 84 | | | | | | 48 | | | |
|---------|--|---|--|--|--|--|----|----|--|--|--|--|--|----|--|--|--|

Sprinter Classic II 4,6-t Bus (B909) 9/13-1/70

411 CDI (909.843) (80 kW) Eng.OM 646.701 9/13-1/70

| | | | | | | | | | | | | | | | | | |
|---------|--|---|--|--|--|--|----|----|--|--|--|--|--|----|--|--|--|
| 19-2434 | | R | | | | | 49 | 84 | | | | | | 48 | | | |
|---------|--|---|--|--|--|--|----|----|--|--|--|--|--|----|--|--|--|

Sprinter Classic III 3,5-t Van (B909) 1/17-1/70

313 CDI (909.632, 909.633) (100 kW) Eng.OM 646.701 1/17-1/70

| | | | | | | | | | | | | | | | | | |
|---------|--|---|--|--|--|--|----|-------|--|--|--|--|--|----|--|--|-----------------------|
| 19-2212 | | F | | | | | 25 | 73,43 | | | | | | 22 | | | Axle -S231915/Y245976 |
| 19-2434 | | R | | | | | 49 | 84 | | | | | | 48 | | | |

Sprinter I 2-t Bus (901, 902) 2/95-5/06

208 CDI (60 kW) Eng.OM 611.987 4/00-5/06

| | | | | | | | | | | | | | | | | | |
|---------|--|---|--|--|--|--|----|-------|--|--|--|--|--|----|--|--|--|
| 19-2212 | | F | | | | | 25 | 73,43 | | | | | | 22 | | | |
| 19-2434 | | R | | | | | 49 | 84 | | | | | | 48 | | | |

208 D (58 kW) Eng.OM 601.943 2/95-4/00

| | | | | | | | | | | | | | | | | | |
|---------|--|---|--|--|--|--|----|-------|--|--|--|--|--|----|--|--|--|
| 19-2212 | | F | | | | | 25 | 73,43 | | | | | | 22 | | | |
| 19-2434 | | R | | | | | 49 | 84 | | | | | | 48 | | | |

210 D (75 kW) Eng.OM 602.980 3/97-4/00

| | | | | | | | | | | | | | | | | | |
|---------|--|---|--|--|--|--|----|-------|--|--|--|--|--|----|--|--|--|
| 19-2212 | | F | | | | | 25 | 73,43 | | | | | | 22 | | | |
| 19-2434 | | R | | | | | 49 | 84 | | | | | | 48 | | | |

MERCEDES BENZ HCV

| METELLI ref | Spare Parts | | F/R | L/R | | | ABS | A | B | C | D | E | F | G | H | I | L | M | Fig | NOTE |
|---|-------------|--|-----|-----|--|--|-----|---|---|----|-------|---|---|---|---|---|---|----|-----|------|
| 210 D (75 kW) Eng.OM 602.980 1/97-4/00 | | | | | | | | | | | | | | | | | | | | |
| 19-2212 | | | F | | | | | | | 25 | 73,43 | | | | | | | 22 | | |
| 19-2434 | | | R | | | | | | | 49 | 84 | | | | | | | 48 | | |
| 211 CDI (80 kW) Eng.OM 611.981 4/00-5/06 | | | | | | | | | | | | | | | | | | | | |
| 19-2212 | | | F | | | | | | | 25 | 73,43 | | | | | | | 22 | | |
| 19-2434 | | | R | | | | | | | 49 | 84 | | | | | | | 48 | | |
| 212 D (90 kW) Eng.OM 602.980 (02.95-.) 2/95-4/00 | | | | | | | | | | | | | | | | | | | | |
| 19-2212 | | | F | | | | | | | 25 | 73,43 | | | | | | | 22 | | |
| 19-2434 | | | R | | | | | | | 49 | 84 | | | | | | | 48 | | |
| 213 CDI (95 kW) Eng.OM 611.981 4/00-5/06 | | | | | | | | | | | | | | | | | | | | |
| 19-2212 | | | F | | | | | | | 25 | 73,43 | | | | | | | 22 | | |
| 19-2434 | | | R | | | | | | | 49 | 84 | | | | | | | 48 | | |
| 214 (902.011, 902.012, 902.611, 902.612) (105 kW) Eng.M 111.979, M 111.984 2/95-5/06 | | | | | | | | | | | | | | | | | | | | |
| 19-2212 | | | F | | | | | | | 25 | 73,43 | | | | | | | 22 | | |
| 19-2434 | | | R | | | | | | | 49 | 84 | | | | | | | 48 | | |
| 214 NGT (95 kW) Eng.M 111.979, M 111.984 2/95-5/06 | | | | | | | | | | | | | | | | | | | | |
| 19-2212 | | | F | | | | | | | 25 | 73,43 | | | | | | | 22 | | |
| 19-2434 | | | R | | | | | | | 49 | 84 | | | | | | | 48 | | |
| 216 CDI (115 kW) Eng.OM 612.981 4/00-5/06 | | | | | | | | | | | | | | | | | | | | |
| 19-2212 | | | F | | | | | | | 25 | 73,43 | | | | | | | 22 | | |
| 19-2434 | | | R | | | | | | | 49 | 84 | | | | | | | 48 | | |
| Sprinter I 2-t Van (B901, B902) 2/95-5/06 | | | | | | | | | | | | | | | | | | | | |
| 208 CDI (60 kW) Eng.OM 611.987 4/00-5/06 | | | | | | | | | | | | | | | | | | | | |
| 19-2212 | | | F | | | | | | | 25 | 73,43 | | | | | | | 22 | | |
| 19-2434 | | | R | | | | | | | 49 | 84 | | | | | | | 48 | | |
| 208 D (58 kW) Eng.OM 601.943 2/95-4/00 | | | | | | | | | | | | | | | | | | | | |
| 19-2212 | | | F | | | | | | | 25 | 73,43 | | | | | | | 22 | | |
| 19-2434 | | | R | | | | | | | 49 | 84 | | | | | | | 48 | | |

| MERCEDES BENZ HCV | | | | | | | | | | | | | | | | | | | | |
|--|-------------|--|-----|-----|--|--|-----|---|---|----|-------|---|---|---|---|---|---|----|-----|------|
| METELLI ref | Spare Parts | | F/R | L/R | | | ABS | A | B | C | D | E | F | G | H | I | L | M | Fig | NOTE |
| 208 D (60 kW) Eng.OM 601.943 10/96-4/00 | | | | | | | | | | | | | | | | | | | | |
| 19-2212 | | | F | | | | | | | 25 | 73,43 | | | | | | | 22 | | |
| 19-2434 | | | R | | | | | | | 49 | 84 | | | | | | | 48 | | |
| 210 D (75 kW) Eng.OM 602.980 1/97-4/00 | | | | | | | | | | | | | | | | | | | | |
| 19-2212 | | | F | | | | | | | 25 | 73,43 | | | | | | | 22 | | |
| 19-2434 | | | R | | | | | | | 49 | 84 | | | | | | | 48 | | |
| 211 CDI (80 kW) Eng.OM 611.981 4/00-5/06 | | | | | | | | | | | | | | | | | | | | |
| 19-2212 | | | F | | | | | | | 25 | 73,43 | | | | | | | 22 | | |
| 19-2434 | | | R | | | | | | | 49 | 84 | | | | | | | 48 | | |
| 212 D (90 kW) Eng.OM 602.980 (02.95-.) 2/95-4/00 | | | | | | | | | | | | | | | | | | | | |
| 19-2212 | | | F | | | | | | | 25 | 73,43 | | | | | | | 22 | | |
| 19-2434 | | | R | | | | | | | 49 | 84 | | | | | | | 48 | | |
| 213 CDI (95 kW) Eng.OM 611.981 4/00-5/06 | | | | | | | | | | | | | | | | | | | | |
| 19-2212 | | | F | | | | | | | 25 | 73,43 | | | | | | | 22 | | |
| 19-2434 | | | R | | | | | | | 49 | 84 | | | | | | | 48 | | |
| 214 (105 kW) Eng.M 111.979, M 111.984 2/95-5/06 | | | | | | | | | | | | | | | | | | | | |
| 19-2212 | | | F | | | | | | | 25 | 73,43 | | | | | | | 22 | | |
| 19-2434 | | | R | | | | | | | 49 | 84 | | | | | | | 48 | | |
| 214 NGT (95 kW) Eng.M 111.979, M 111.984 2/95-5/06 | | | | | | | | | | | | | | | | | | | | |
| 19-2212 | | | F | | | | | | | 25 | 73,43 | | | | | | | 22 | | |
| 19-2434 | | | R | | | | | | | 49 | 84 | | | | | | | 48 | | |
| 216 CDI (115 kW) Eng.OM 612.981 4/00-5/06 | | | | | | | | | | | | | | | | | | | | |
| 19-2212 | | | F | | | | | | | 25 | 73,43 | | | | | | | 22 | | |
| 19-2434 | | | R | | | | | | | 49 | 84 | | | | | | | 48 | | |
| Sprinter I 3-t Bus (B903) 2/95-5/06 | | | | | | | | | | | | | | | | | | | | |
| 308 CDI (60 kW) Eng.OM 611.987 4/00-5/06 | | | | | | | | | | | | | | | | | | | | |
| 19-2212 | | | F | | | | | | | 25 | 73,43 | | | | | | | 22 | | |
| 19-2434 | | | R | | | | | | | 49 | 84 | | | | | | | 48 | | |

MERCEDES BENZ HCV

| METELLI ref | Spare Parts | F/R | L/R | ABS | A | B | C | D | E | F | G | H | I | L | M | Fig | NOTE |
|--|-------------|-----|-----|-----|---|---|----|-------|---|---|---|---|---|----|---|-----|------|
| 308 D (58 kW) Eng.OM 601.943 2/95-4/00 | | | | | | | | | | | | | | | | | |
| 19-2212 | | F | | | | | 25 | 73,43 | | | | | | 22 | | | |
| 19-2434 | | R | | | | | 49 | 84 | | | | | | 48 | | | |
| 308 E (40 kW) Eng.- 1/96-5/06 | | | | | | | | | | | | | | | | | |
| 19-2212 | | F | | | | | 25 | 73,43 | | | | | | 22 | | | |
| 310 D 4x4 (75 kW) Eng.OM 602.980 5/97-8/02 | | | | | | | | | | | | | | | | | |
| 19-2434 | | R | | | | | 49 | 84 | | | | | | 48 | | | |
| 311 CDI (80 kW) Eng.OM 611.981 4/00-5/06 | | | | | | | | | | | | | | | | | |
| 19-2212 | | F | | | | | 25 | 73,43 | | | | | | 22 | | | |
| 19-2434 | | R | | | | | 49 | 84 | | | | | | 48 | | | |
| 311 CDI 4x4 (80 kW) Eng.OM 611.981 8/02-5/06 | | | | | | | | | | | | | | | | | |
| 19-2434 | | R | | | | | 49 | 84 | | | | | | 48 | | | |
| 312 D 2.9 (90 kW) Eng.OM 602.980 (02.95-.) 2/95-4/00 | | | | | | | | | | | | | | | | | |
| 19-2212 | | F | | | | | 25 | 73,43 | | | | | | 22 | | | |
| 19-2434 | | R | | | | | 49 | 84 | | | | | | 48 | | | |
| 312 D 2.9 4x4 (90 kW) Eng.OM 602.980 (05.97-.) 5/97-8/02 | | | | | | | | | | | | | | | | | |
| 19-2434 | | R | | | | | 49 | 84 | | | | | | 48 | | | |
| 313 CDI (95 kW) Eng.OM 611.981 4/00-5/06 | | | | | | | | | | | | | | | | | |
| 19-2212 | | F | | | | | 25 | 73,43 | | | | | | 22 | | | |
| 19-2434 | | R | | | | | 49 | 84 | | | | | | 48 | | | |
| 313 CDI 4x4 (95 kW) Eng.OM 611.981 8/02-5/06 | | | | | | | | | | | | | | | | | |
| 19-2434 | | R | | | | | 49 | 84 | | | | | | 48 | | | |
| 314 (903.071, 903.072, 903.073, 903.671, 903.672,. (105 kW) Eng.M 111.979 (-.04.00), M 111.984 (04.00-.) 2/95-5/06 | | | | | | | | | | | | | | | | | |
| 19-2212 | | F | | | | | 25 | 73,43 | | | | | | 22 | | | |
| 19-2434 | | R | | | | | 49 | 84 | | | | | | 48 | | | |
| 314 NGT (95 kW) Eng.M 111.979 (-.04.00), M 111.984 (04.00-.) 2/95-5/06 | | | | | | | | | | | | | | | | | |
| 19-2212 | | F | | | | | 25 | 73,43 | | | | | | 22 | | | |
| 19-2434 | | R | | | | | 49 | 84 | | | | | | 48 | | | |

MERCEDES BENZ HCV

| METELLI ref | Spare Parts | | F/R | L/R | | | ABS | A | B | C | D | E | F | G | H | I | L | M | Fig | NOTE | |
|---|-------------|--|-----|-----|--|--|-----|---|---|----|-------|---|---|---|---|---|---|---|-----|------|--|
| 19-2434 | | | R | | | | | | | 49 | 84 | | | | | | | | | | |
| 313 CDI 4x4 (95 kW) Eng.OM 611.981 4/00-5/06 | | | | | | | | | | | | | | | | | | | | | |
| 19-2434 | | | R | | | | | | | 49 | 84 | | | | | | | | | | |
| 314 (903.011, 903.012, 903.013, 903.022, 903.611,. (105 kW) Eng.M 111.979, M 111.984 2/95-5/06 | | | | | | | | | | | | | | | | | | | | | |
| 19-2212 | | | F | | | | | | | 25 | 73,43 | | | | | | | | | 22 | |
| 19-2434 | | | R | | | | | | | 49 | 84 | | | | | | | | | 48 | |
| 314 4x4 (105 kW) Eng.M 111.984 8/02-5/06 | | | | | | | | | | | | | | | | | | | | | |
| 19-2434 | | | R | | | | | | | 49 | 84 | | | | | | | | | 48 | |
| 314 NGT (903.611, 903.612) (95 kW) Eng.M 111.979, M 111.984 2/95-5/06 | | | | | | | | | | | | | | | | | | | | | |
| 19-2212 | | | F | | | | | | | 25 | 73,43 | | | | | | | | | 22 | |
| 19-2434 | | | R | | | | | | | 49 | 84 | | | | | | | | | 48 | |
| 316 CDI (115 kW) Eng.OM 612.981, OM 647.981 4/00-5/06 | | | | | | | | | | | | | | | | | | | | | |
| 19-2212 | | | F | | | | | | | 25 | 73,43 | | | | | | | | | 22 | |
| 19-2434 | | | R | | | | | | | 49 | 84 | | | | | | | | | 48 | |
| 316 CDI 4x4 (115 kW) Eng.OM 612.981, OM 647.981 8/02-5/06 | | | | | | | | | | | | | | | | | | | | | |
| 19-2434 | | | R | | | | | | | 49 | 84 | | | | | | | | | 48 | |
| Sprinter I 3-t Van (B903) 2/95-5/06 | | | | | | | | | | | | | | | | | | | | | |
| 308 CDI (60 kW) Eng.OM 611.987 4/00-5/06 | | | | | | | | | | | | | | | | | | | | | |
| 19-2212 | | | F | | | | | | | 25 | 73,43 | | | | | | | | | 22 | |
| 19-2434 | | | R | | | | | | | 49 | 84 | | | | | | | | | 48 | |
| 308 D 2.3 (58 kW) Eng.OM 601.943 2/95-4/00 | | | | | | | | | | | | | | | | | | | | | |
| 19-2212 | | | F | | | | | | | 25 | 73,43 | | | | | | | | | 22 | |
| 19-2434 | | | R | | | | | | | 49 | 84 | | | | | | | | | 48 | |
| 308 D 2.3 (60 kW) Eng.OM 601.943 2/95-4/00 | | | | | | | | | | | | | | | | | | | | | |
| 19-2212 | | | F | | | | | | | 25 | 73,43 | | | | | | | | | 22 | |
| 19-2434 | | | R | | | | | | | 49 | 84 | | | | | | | | | 48 | |
| 310 D 2.9 (75 kW) Eng.OM 602.980 2/95-4/00 | | | | | | | | | | | | | | | | | | | | | |
| 19-2212 | | | F | | | | | | | 25 | 73,43 | | | | | | | | | 22 | |

MERCEDES BENZ HCV

| METELLI ref | Spare Parts | | F/R | L/R | | | ABS | A | B | C | D | E | F | G | H | I | L | M | Fig | NOTE |
|--|-------------|--|-----|-----|--|--|-----|---|---|----|-------|---|---|---|---|---|---|-------|-----|------|
| 316 CDI 4x4 (115 kW) Eng.OM 612.981, OM 647.981 2/01-5/06 | | | | | | | | | | | | | | | | | | | | |
| 19-2434 | | | R | | | | | | | 49 | 84 | | | | | | | 48 | | |
| Sprinter I 4-t Bus (B904) 2/96-5/06 | | | | | | | | | | | | | | | | | | | | |
| 408 CDI (60 kW) Eng.OM 611.987 4/00-5/06 | | | | | | | | | | | | | | | | | | | | |
| 19-2212 | | | F | | | | | | | 25 | 73,43 | | | | | | | 22 | | |
| 19-2434 | | | R | | | | | | | 49 | 84 | | | | | | | 48 | | SRW |
| 19-2435 | | | R | | | | | | | 50 | 90 | | | | | | | 24,75 | | DRW |
| 411 CDI (80 kW) Eng.OM 611.981 4/00-5/06 | | | | | | | | | | | | | | | | | | | | |
| 19-2212 | | | F | | | | | | | 25 | 73,43 | | | | | | | 22 | | |
| 19-2434 | | | R | | | | | | | 49 | 84 | | | | | | | 48 | | SRW |
| 19-2435 | | | R | | | | | | | 50 | 90 | | | | | | | 24,75 | | DRW |
| 413 CDI (95 kW) Eng.OM 611.981 4/00-5/06 | | | | | | | | | | | | | | | | | | | | |
| 19-2212 | | | F | | | | | | | 25 | 73,43 | | | | | | | 22 | | |
| 19-2434 | | | R | | | | | | | 49 | 84 | | | | | | | 48 | | SRW |
| 19-2435 | | | R | | | | | | | 50 | 90 | | | | | | | 24,75 | | DRW |
| 414 (105 kW) Eng.M 111.979, M 111.984 2/96-5/06 | | | | | | | | | | | | | | | | | | | | |
| 19-2212 | | | F | | | | | | | 25 | 73,43 | | | | | | | 22 | | |
| 19-2434 | | | R | | | | | | | 49 | 84 | | | | | | | 48 | | SRW |
| 19-2435 | | | R | | | | | | | 50 | 90 | | | | | | | 24,75 | | DRW |
| 416 CDI (115 kW) Eng.OM 612.981 4/00-5/06 | | | | | | | | | | | | | | | | | | | | |
| 19-2212 | | | F | | | | | | | 25 | 73,43 | | | | | | | 22 | | |
| 19-2434 | | | R | | | | | | | 49 | 84 | | | | | | | 48 | | SRW |
| 19-2435 | | | R | | | | | | | 50 | 90 | | | | | | | 24,75 | | DRW |
| Sprinter I 4-t Platform/Chassis (B904) 2/95-5/06 | | | | | | | | | | | | | | | | | | | | |
| 408 CDI (60 kW) Eng.OM 611.987 4/00-5/06 | | | | | | | | | | | | | | | | | | | | |
| 19-2212 | | | F | | | | | | | 25 | 73,43 | | | | | | | 22 | | |
| 19-2434 | | | R | | | | | | | 49 | 84 | | | | | | | 48 | | SRW |

| MERCEDES BENZ HCV | | | | | | | | | | | | | | | | | | | | |
|--|--------------------|--|------------|------------|--|--|------------|----------|----------|----------|----------|----------|----------|----------|----------|----------|----------|----------|------------|-------------|
| METELLI ref | Spare Parts | | F/R | L/R | | | ABS | A | B | C | D | E | F | G | H | I | L | M | Fig | NOTE |
| 19-2435 | | | R | | | | | | | 50 | 90 | | | | | | 24,75 | | | DRW |
| 408 D (58 kW) Eng.OM 601.943 2/96-5/06 | | | | | | | | | | | | | | | | | | | | |
| 19-2212 | | | F | | | | | | | 25 | 73,43 | | | | | | 22 | | | |
| 19-2434 | | | R | | | | | | | 49 | 84 | | | | | | 48 | | | SRW |
| 19-2435 | | | R | | | | | | | 50 | 90 | | | | | | 24,75 | | | DRW |
| 410 D (75 kW) Eng.OM 602.980 2/96-5/06 | | | | | | | | | | | | | | | | | | | | |
| 19-2212 | | | F | | | | | | | 25 | 73,43 | | | | | | 22 | | | |
| 19-2434 | | | R | | | | | | | 49 | 84 | | | | | | 48 | | | SRW |
| 19-2435 | | | R | | | | | | | 50 | 90 | | | | | | 24,75 | | | DRW |
| 410 D 4x4 (75 kW) Eng.OM 602.980 5/97-5/06 | | | | | | | | | | | | | | | | | | | | |
| 19-2434 | | | R | | | | | | | 49 | 84 | | | | | | 48 | | | SRW |
| 19-2435 | | | R | | | | | | | 50 | 90 | | | | | | 24,75 | | | DRW |
| 411 CDI (80 kW) Eng.OM 611.981 4/00-5/06 | | | | | | | | | | | | | | | | | | | | |
| 19-2212 | | | F | | | | | | | 25 | 73,43 | | | | | | 22 | | | |
| 19-2434 | | | R | | | | | | | 49 | 84 | | | | | | 48 | | | SRW |
| 19-2435 | | | R | | | | | | | 50 | 90 | | | | | | 24,75 | | | DRW |
| 411 CDI 4x4 (80 kW) Eng.OM 611.981 4/00-5/06 | | | | | | | | | | | | | | | | | | | | |
| 19-2434 | | | R | | | | | | | 49 | 84 | | | | | | 48 | | | SRW |
| 19-2435 | | | R | | | | | | | 50 | 90 | | | | | | 24,75 | | | DRW |
| 412 D (85 kW) Eng.OM 602.980 2/96-5/06 | | | | | | | | | | | | | | | | | | | | |
| 19-2212 | | | F | | | | | | | 25 | 73,43 | | | | | | 22 | | | |
| 19-2434 | | | R | | | | | | | 49 | 84 | | | | | | 48 | | | SRW |
| 19-2435 | | | R | | | | | | | 50 | 90 | | | | | | 24,75 | | | DRW |
| 412 D (90 kW) Eng.OM 602.980 (02.96-.) 2/96-5/06 | | | | | | | | | | | | | | | | | | | | |
| 19-2212 | | | F | | | | | | | 25 | 73,43 | | | | | | 22 | | | |
| 19-2434 | | | R | | | | | | | 49 | 84 | | | | | | 48 | | | SRW |
| 19-2435 | | | R | | | | | | | 50 | 90 | | | | | | 24,75 | | | DRW |
| 412 D 4x4 (85 kW) Eng.OM 602.980 5/97-5/06 | | | | | | | | | | | | | | | | | | | | |
| 19-2434 | | | R | | | | | | | 49 | 84 | | | | | | 48 | | | SRW |

MERCEDES BENZ HCV

| METELLI ref | Spare Parts | | F/R | L/R | | | ABS | A | B | C | D | E | F | G | H | I | L | M | Fig | NOTE |
|---|-------------|--|-----|-----|--|--|-----|---|---|----|-------|---|---|---|---|---|-------|---|-----|------|
| 19-2435 | | | R | | | | | | | 50 | 90 | | | | | | 24,75 | | | DRW |
| 412 D 4x4 (90 kW) Eng.OM 602.980 (05.97-.) 5/97-5/06 | | | | | | | | | | | | | | | | | | | | |
| 19-2434 | | | R | | | | | | | 49 | 84 | | | | | | 48 | | | SRW |
| 19-2435 | | | R | | | | | | | 50 | 90 | | | | | | 24,75 | | | DRW |
| 413 CDI (95 kW) Eng.OM 611.981 4/00-5/06 | | | | | | | | | | | | | | | | | | | | |
| 19-2212 | | | F | | | | | | | 25 | 73,43 | | | | | | 22 | | | |
| 19-2434 | | | R | | | | | | | 49 | 84 | | | | | | 48 | | | SRW |
| 19-2435 | | | R | | | | | | | 50 | 90 | | | | | | 24,75 | | | DRW |
| 413 CDI 4x4 (95 kW) Eng.OM 611.981 4/00-5/06 | | | | | | | | | | | | | | | | | | | | |
| 19-2434 | | | R | | | | | | | 49 | 84 | | | | | | 48 | | | SRW |
| 19-2435 | | | R | | | | | | | 50 | 90 | | | | | | 24,75 | | | DRW |
| 414 (904.012, 904.013, 904.612, 904.613) (105 kW) Eng.M 111.979, M 111.984 2/95-5/06 | | | | | | | | | | | | | | | | | | | | |
| 19-2212 | | | F | | | | | | | 25 | 73,43 | | | | | | 22 | | | |
| 19-2434 | | | R | | | | | | | 49 | 84 | | | | | | 48 | | | SRW |
| 19-2435 | | | R | | | | | | | 50 | 90 | | | | | | 24,75 | | | DRW |
| 414 4x4 (904.012, 904.013, 904.612, 904.613) (105 kW) Eng.M 111.979, M 111.984 5/97-5/06 | | | | | | | | | | | | | | | | | | | | |
| 19-2434 | | | R | | | | | | | 49 | 84 | | | | | | 48 | | | SRW |
| 19-2435 | | | R | | | | | | | 50 | 90 | | | | | | 24,75 | | | DRW |
| 416 CDI (115 kW) Eng.OM 612.981, OM 647.981 4/00-5/06 | | | | | | | | | | | | | | | | | | | | |
| 19-2212 | | | F | | | | | | | 25 | 73,43 | | | | | | 22 | | | |
| 19-2434 | | | R | | | | | | | 49 | 84 | | | | | | 48 | | | SRW |
| 19-2435 | | | R | | | | | | | 50 | 90 | | | | | | 24,75 | | | DRW |
| 416 CDI 4x4 (115 kW) Eng.OM 612.981, OM 647.981 4/00-5/06 | | | | | | | | | | | | | | | | | | | | |
| 19-2434 | | | R | | | | | | | 49 | 84 | | | | | | 48 | | | SRW |
| 19-2435 | | | R | | | | | | | 50 | 90 | | | | | | 24,75 | | | DRW |
| Sprinter I 4-t Van (B904) 2/95-5/06 | | | | | | | | | | | | | | | | | | | | |
| 408 CDI (60 kW) Eng.OM 611.987 4/00-5/06 | | | | | | | | | | | | | | | | | | | | |
| 19-2212 | | | F | | | | | | | 25 | 73,43 | | | | | | 22 | | | |

MERCEDES BENZ HCV

| METELLI ref | Spare Parts | | F/R | L/R | | | ABS | A | B | C | D | E | F | G | H | I | L | M | Fig | NOTE |
|--|-------------|--|-----|-----|--|--|-----|---|---|----|-------|---|---|---|---|---|---|-------|-----|------|
| 19-2434 | | | R | | | | | | | 49 | 84 | | | | | | | 48 | | SRW |
| 19-2435 | | | R | | | | | | | 50 | 90 | | | | | | | 24,75 | | DRW |
| 408 D (58 kW) Eng.OM 601.943 2/96-5/06 | | | | | | | | | | | | | | | | | | | | |
| 19-2212 | | | F | | | | | | | 25 | 73,43 | | | | | | | 22 | | |
| 19-2434 | | | R | | | | | | | 49 | 84 | | | | | | | 48 | | SRW |
| 19-2435 | | | R | | | | | | | 50 | 90 | | | | | | | 24,75 | | DRW |
| 410 D (75 kW) Eng.OM 602.980 2/96-5/06 | | | | | | | | | | | | | | | | | | | | |
| 19-2212 | | | F | | | | | | | 25 | 73,43 | | | | | | | 22 | | |
| 19-2434 | | | R | | | | | | | 49 | 84 | | | | | | | 48 | | SRW |
| 19-2435 | | | R | | | | | | | 50 | 90 | | | | | | | 24,75 | | DRW |
| 410 D 4x4 (75 kW) Eng.OM 602.980 5/97-5/06 | | | | | | | | | | | | | | | | | | | | |
| 19-2434 | | | R | | | | | | | 49 | 84 | | | | | | | 48 | | SRW |
| 19-2435 | | | R | | | | | | | 50 | 90 | | | | | | | 24,75 | | DRW |
| 411 CDI (80 kW) Eng.OM 611.981 4/00-5/06 | | | | | | | | | | | | | | | | | | | | |
| 19-2212 | | | F | | | | | | | 25 | 73,43 | | | | | | | 22 | | |
| 19-2434 | | | R | | | | | | | 49 | 84 | | | | | | | 48 | | SRW |
| 19-2435 | | | R | | | | | | | 50 | 90 | | | | | | | 24,75 | | DRW |
| 411 CDI 4x4 (80 kW) Eng.OM 611.981 4/00-5/06 | | | | | | | | | | | | | | | | | | | | |
| 19-2434 | | | R | | | | | | | 49 | 84 | | | | | | | 48 | | SRW |
| 19-2435 | | | R | | | | | | | 50 | 90 | | | | | | | 24,75 | | DRW |
| 412 D (85 kW) Eng.OM 602.980 2/96-5/06 | | | | | | | | | | | | | | | | | | | | |
| 19-2212 | | | F | | | | | | | 25 | 73,43 | | | | | | | 22 | | |
| 19-2434 | | | R | | | | | | | 49 | 84 | | | | | | | 48 | | SRW |
| 19-2435 | | | R | | | | | | | 50 | 90 | | | | | | | 24,75 | | DRW |
| 412 D (90 kW) Eng.OM 602.980 (02.96-.) 2/96-5/06 | | | | | | | | | | | | | | | | | | | | |
| 19-2212 | | | F | | | | | | | 25 | 73,43 | | | | | | | 22 | | |
| 19-2434 | | | R | | | | | | | 49 | 84 | | | | | | | 48 | | SRW |
| 19-2435 | | | R | | | | | | | 50 | 90 | | | | | | | 24,75 | | DRW |

MERCEDES BENZ HCV

| METELLI ref | Spare Parts | | F/R | L/R | | ABS | A | B | C | D | E | F | G | H | I | L | M | Fig | NOTE |
|---|-------------|--|-----|-----|--|-----|---|---|----|-------|---|---|---|---|---|---|-------|-----|------|
| 412 D 4x4 (85 kW) Eng.OM 602.980 5/97-5/06 | | | | | | | | | | | | | | | | | | | |
| 19-2434 | | | R | | | | | | 49 | 84 | | | | | | | 48 | | SRW |
| 19-2435 | | | R | | | | | | 50 | 90 | | | | | | | 24,75 | | DRW |
| 412 D 4x4 (90 kW) Eng.OM 602.980 (05.97-.) 5/97-5/06 | | | | | | | | | | | | | | | | | | | |
| 19-2434 | | | R | | | | | | 49 | 84 | | | | | | | 48 | | SRW |
| 19-2435 | | | R | | | | | | 50 | 90 | | | | | | | 24,75 | | DRW |
| 413 CDI (95 kW) Eng.OM 611.981 4/00-5/06 | | | | | | | | | | | | | | | | | | | |
| 19-2212 | | | F | | | | | | 25 | 73,43 | | | | | | | 22 | | |
| 19-2434 | | | R | | | | | | 49 | 84 | | | | | | | 48 | | SRW |
| 19-2435 | | | R | | | | | | 50 | 90 | | | | | | | 24,75 | | DRW |
| 413 CDI 4x4 (95 kW) Eng.OM 611.981 4/00-5/06 | | | | | | | | | | | | | | | | | | | |
| 19-2434 | | | R | | | | | | 49 | 84 | | | | | | | 48 | | SRW |
| 19-2435 | | | R | | | | | | 50 | 90 | | | | | | | 24,75 | | DRW |
| 414 (904.062, 904.063, 904.662, 904.663) (105 kW) Eng.M 111.979, M 111.984 2/96-5/06 | | | | | | | | | | | | | | | | | | | |
| 19-2212 | | | F | | | | | | 25 | 73,43 | | | | | | | 22 | | |
| 19-2434 | | | R | | | | | | 49 | 84 | | | | | | | 48 | | SRW |
| 19-2435 | | | R | | | | | | 50 | 90 | | | | | | | 24,75 | | DRW |
| 414 4x4 (904.062, 904.063, 904.662, 904.663) (105 kW) Eng.M 111.979, M 111.984 5/97-5/06 | | | | | | | | | | | | | | | | | | | |
| 19-2434 | | | R | | | | | | 49 | 84 | | | | | | | 48 | | SRW |
| 19-2435 | | | R | | | | | | 50 | 90 | | | | | | | 24,75 | | DRW |
| 416 CDI (115 kW) Eng.OM 612.981, OM 647.981 4/00-5/06 | | | | | | | | | | | | | | | | | | | |
| 19-2212 | | | F | | | | | | 25 | 73,43 | | | | | | | 22 | | |
| 19-2434 | | | R | | | | | | 49 | 84 | | | | | | | 48 | | SRW |
| 19-2435 | | | R | | | | | | 50 | 90 | | | | | | | 24,75 | | DRW |
| 416 CDI 4x4 (115 kW) Eng.OM 612.981, OM 647.981 4/00-5/06 | | | | | | | | | | | | | | | | | | | |
| 19-2434 | | | R | | | | | | 49 | 84 | | | | | | | 48 | | SRW |
| 19-2435 | | | R | | | | | | 50 | 90 | | | | | | | 24,75 | | DRW |

MERCEDES BENZ LCV

| METELLI ref | Spare Parts | F/R | L/R | ABS | A | B | C | D | E | F | G | H | I | L | M | Fig | NOTE |
|---|-------------|-----|-----|-----|---|---|----|----|---|---|---|---|---|---|---|-----|------------------|
| 100 Platform/Chassis (631) 2/88-2/96 | | | | | | | | | | | | | | | | | |
| D (631.340) (53 kW) Eng.OM 616.963 2/88-5/92 | | | | | | | | | | | | | | | | | |
| 19-2211 | | F | | | | | 46 | 80 | | | | | | | | 20 | |
| D (631.340) (55 kW) Eng.OM 616.963 12/90-2/96 | | | | | | | | | | | | | | | | | |
| 19-2211 | | F | | | | | 46 | 80 | | | | | | | | 20 | |
| 100 Van (W631) 2/88-4/96 | | | | | | | | | | | | | | | | | |
| D (631.332, 631.342) (53 kW) Eng.OM 616.963 2/88-5/92 | | | | | | | | | | | | | | | | | |
| 19-2211 | | F | | | | | 46 | 80 | | | | | | | | 20 | |
| D (631.332, 631.342) (55 kW) Eng.OM 616.963 12/90-2/96 | | | | | | | | | | | | | | | | | |
| 19-2211 | | F | | | | | 46 | 80 | | | | | | | | 20 | |
| Citan I Mixto (W415) 11/12-1/70 | | | | | | | | | | | | | | | | | |
| 109 CDI (66 kW) Eng.OM 607.951 (K9K) 11/12-8/21 | | | | | | | | | | | | | | | | | |
| 19-2347 | | F | | | | | 37 | 72 | | | | | | | | 37 | 14Inch Wheels |
| 19-2351 | | F | | | | | 45 | 83 | | | | | | | | 39 | 15/16Inch Wheels |
| 111 CDI (415.601, 415.603, 415.605) (81 kW) Eng.OM 607.951 (K9K) 6/13-8/21 | | | | | | | | | | | | | | | | | |
| 19-2347 | | F | | | | | 37 | 72 | | | | | | | | 37 | 14Inch Wheels |
| 19-2351 | | F | | | | | 45 | 83 | | | | | | | | 39 | 15/16Inch Wheels |
| Citan I Van (W415) 11/12-1/70 | | | | | | | | | | | | | | | | | |
| 108 CDI (415.601, 415.603) (55 kW) Eng.OM 607.951 (K9K) 11/12-8/21 | | | | | | | | | | | | | | | | | |
| 19-2347 | | F | | | | | 37 | 72 | | | | | | | | 37 | 14Inch Wheels |
| 19-2351 | | F | | | | | 45 | 83 | | | | | | | | 39 | 15/16Inch Wheels |
| 108 CDI (415.603) (59 kW) Eng.OM 608.915 (K9K) 5/19-8/21 | | | | | | | | | | | | | | | | | |
| 19-2347 | | F | | | | | 37 | 72 | | | | | | | | 37 | 14Inch Wheels |
| 19-2351 | | F | | | | | 45 | 83 | | | | | | | | 39 | 15/16Inch Wheels |

| MERCEDES BENZ LCV | | | | | | | | | | | | | | | | | | | | |
|--|-------------|--|-----|-----|--|--|-----|---|---|----|-------|---|---|---|---|---|---|----|-----|------------------|
| METELLI ref | Spare Parts | | F/R | L/R | | | ABS | A | B | C | D | E | F | G | H | I | L | M | Fig | NOTE |
| 109 CDI (415.601, 415.603, 415.605) (66 kW) Eng.OM 607.951 (K9K) 11/12-8/21 | | | | | | | | | | | | | | | | | | | | |
| 19-2347 | | | F | | | | | | | 37 | 72 | | | | | | | 37 | | 14Inch Wheels |
| 19-2351 | | | F | | | | | | | 45 | 83 | | | | | | | 39 | | 15/16Inch Wheels |
| 109 CDI (415.603, 415.605) (70 kW) Eng.OM 608.915 (K9K) 5/19-8/21 | | | | | | | | | | | | | | | | | | | | |
| 19-2347 | | | F | | | | | | | 37 | 72 | | | | | | | 37 | | 14Inch Wheels |
| 19-2351 | | | F | | | | | | | 45 | 83 | | | | | | | 39 | | 15/16Inch Wheels |
| 111 CDI (415.603, 415.605) (81 kW) Eng.OM 607.951 (K9K) 6/13-8/21 | | | | | | | | | | | | | | | | | | | | |
| 19-2347 | | | F | | | | | | | 37 | 72 | | | | | | | 37 | | 14Inch Wheels |
| 19-2351 | | | F | | | | | | | 45 | 83 | | | | | | | 39 | | 15/16Inch Wheels |
| 111 CDI (415.603, 415.605) (85 kW) Eng.OM 608.915 (K9K) 5/19-8/21 | | | | | | | | | | | | | | | | | | | | |
| 19-2347 | | | F | | | | | | | 37 | 72 | | | | | | | 37 | | 14Inch Wheels |
| 19-2351 | | | F | | | | | | | 45 | 83 | | | | | | | 39 | | 15/16Inch Wheels |
| 112 (415.603) (84 kW) Eng.M 200.711 6/13-8/21 | | | | | | | | | | | | | | | | | | | | |
| 19-2347 | | | F | | | | | | | 37 | 72 | | | | | | | 37 | | 14Inch Wheels |
| 19-2351 | | | F | | | | | | | 45 | 83 | | | | | | | 39 | | 15/16Inch Wheels |
| T1 Bus (B602) 5/77-2/96 | | | | | | | | | | | | | | | | | | | | |
| 308 D 2.3 (58 kW) Eng.OM 601.940 (05.90-06.95) 5/90-2/96 | | | | | | | | | | | | | | | | | | | | |
| 19-2212 | | | F | | | | | | | 25 | 73,43 | | | | | | | 22 | | 730.405/447/444 |
| 308 D 2.3 (60 kW) Eng.OM 601.940 (06.89-06.95) 6/89-2/96 | | | | | | | | | | | | | | | | | | | | |
| 19-2212 | | | F | | | | | | | 25 | 73,43 | | | | | | | 22 | | 730.405/447/444 |
| 310 D 2.9 (70 kW) Eng.OM 602.940 6/89-2/96 | | | | | | | | | | | | | | | | | | | | |
| 19-2212 | | | F | | | | | | | 25 | 73,43 | | | | | | | 22 | | 730.405/447/444 |
| 310 D 2.9 (72 kW) Eng.OM 602.940 6/90-2/96 | | | | | | | | | | | | | | | | | | | | |
| 19-2212 | | | F | | | | | | | 25 | 73,43 | | | | | | | 22 | | 730.405/447/444 |
| T1 Platform/Chassis (B602) 4/77-2/96 | | | | | | | | | | | | | | | | | | | | |
| 307 D 2.4 (53 kW) Eng.OM 616.937 (09.82-02.89), OM 616.939 (09.82-02.89) 6/82-1/90 | | | | | | | | | | | | | | | | | | | | |
| 19-2212 | | | F | | | | | | | 25 | 73,43 | | | | | | | 22 | | 730.405/447/444 |

MERCEDES BENZ LCV

| METELLI ref | Spare Parts | F/R | L/R | ABS | A | B | C | D | E | F | G | H | I | L | M | Fig | NOTE |
|---|-------------|-----|-----|-----|---|---|----|-------|---|---|---|---|---|----|---|-----|-----------------|
| 308 D 2.3 (58 kW) Eng.OM 601.940 (06.89-06.95) 6/89-2/96 | | | | | | | | | | | | | | | | | |
| 19-2212 | | F | | | | | 25 | 73,43 | | | | | | 22 | | | 730.405/447/444 |
| 308 D 2.3 (60 kW) Eng.OM 601.940 (06.89-06.95) 6/89-2/96 | | | | | | | | | | | | | | | | | |
| 19-2212 | | F | | | | | 25 | 73,43 | | | | | | 22 | | | 730.405/447/444 |
| 309 D 3.0 (65 kW) Eng.OM 617.913 (10.82-01.89) 10/82-1/90 | | | | | | | | | | | | | | | | | |
| 19-2212 | | F | | | | | 25 | 73,43 | | | | | | 22 | | | 730.405/447/444 |
| 310 D 2.9 (70 kW) Eng.OM 602.940 6/89-2/96 | | | | | | | | | | | | | | | | | |
| 19-2212 | | F | | | | | 25 | 73,43 | | | | | | 22 | | | 730.405/447/444 |
| 310 D 2.9 (72 kW) Eng.OM 602.940 6/89-2/96 | | | | | | | | | | | | | | | | | |
| 19-2212 | | F | | | | | 25 | 73,43 | | | | | | 22 | | | 730.405/447/444 |
| T1 Van (602) 5/77-2/96 | | | | | | | | | | | | | | | | | |
| 307 D 2.4 (53 kW) Eng.OM 616.937, OM 616.939 10/82-1/90 | | | | | | | | | | | | | | | | | |
| 19-2212 | | F | | | | | 25 | 73,43 | | | | | | 22 | | | 730.405/447/444 |
| 308 D 2.3 (58 kW) Eng.OM 601.940 (11.88-06.95) 11/88-2/96 | | | | | | | | | | | | | | | | | |
| 19-2212 | | F | | | | | 25 | 73,43 | | | | | | 22 | | | 730.405/447/444 |
| 308 D 2.3 (60 kW) Eng.OM 601.940 (06.89-06.95) 6/89-2/96 | | | | | | | | | | | | | | | | | |
| 19-2212 | | F | | | | | 25 | 73,43 | | | | | | 22 | | | 730.405/447/444 |
| 309 D 3.0 (65 kW) Eng.OM 617.913 (10.82-01.89) 10/82-1/90 | | | | | | | | | | | | | | | | | |
| 19-2212 | | F | | | | | 25 | 73,43 | | | | | | 22 | | | 730.405/447/444 |
| 310 D 2.9 (70 kW) Eng.OM 602.940 6/89-2/96 | | | | | | | | | | | | | | | | | |
| 19-2212 | | F | | | | | 25 | 73,43 | | | | | | 22 | | | 730.405/447/444 |
| 310 D 2.9 (72 kW) Eng.OM 602.940 6/89-2/96 | | | | | | | | | | | | | | | | | |
| 19-2212 | | F | | | | | 25 | 73,43 | | | | | | 22 | | | 730.405/447/444 |
| Vito I Bus (W638) 2/96-7/03 | | | | | | | | | | | | | | | | | |
| 108 CDI 2.2 (638.194) (60 kW) Eng.OM 611A (60 KW CDI) 3/99-7/03 | | | | | | | | | | | | | | | | | |
| 19-2288 | | F/R | | | | | 45 | 84 | | | | | | 39 | | | |

MERCEDES BENZ LCV

| METELLI ref | Spare Parts | F/R | L/R | ABS | A | B | C | D | E | F | G | H | I | L | M | Fig | NOTE |
|--|-------------|-----|-----|-----|---|---|----|----|---|---|---|---|---|------|---|-----|------|
| 114 2.3 (638.034, 638.094) (105 kW) Eng.M 111.978, M 111.980 3/97-7/03 | | | | | | | | | | | | | | | | | |
| 19-2288 | | F/R | | | | | 45 | 84 | | | | | | 39 | | | |
| Vito II Bus (W639) 9/03-1/70 | | | | | | | | | | | | | | | | | |
| 109 CDI (639.701, 639.703) (70 kW) Eng.OM 646.980 9/06-1/70 | | | | | | | | | | | | | | | | | |
| 19-2947 | | R | | | | | 50 | 92 | | | | | | 51,4 | | | |
| 109 CDI (639.701) (65 kW) Eng.OM 646.983 9/03-1/70 | | | | | | | | | | | | | | | | | |
| 19-2947 | | R | | | | | 50 | 92 | | | | | | 51,4 | | | |
| 109 CDI 4x4 (639.701) (70 kW) Eng.OM 646.981 9/07-8/14 | | | | | | | | | | | | | | | | | |
| 19-2947 | | F/R | | | | | 50 | 92 | | | | | | 51,4 | | | |
| 110 CDI (639.701, 639.703, 639.705) (70 kW) Eng.OM 651.940 9/10-8/14 | | | | | | | | | | | | | | | | | |
| 19-2947 | | R | | | | | 50 | 92 | | | | | | 51,4 | | | |
| 111 CDI (639.701, 639.703, 639.705) (80 kW) Eng.OM 646.982 9/03-1/70 | | | | | | | | | | | | | | | | | |
| 19-2947 | | R | | | | | 50 | 92 | | | | | | 51,4 | | | |
| 111 CDI (639.701, 639.703, 639.705) (85 kW) Eng.OM 646.980 9/07-1/70 | | | | | | | | | | | | | | | | | |
| 19-2947 | | R | | | | | 50 | 92 | | | | | | 51,4 | | | |
| 111 CDI 4x4 (639.701, 639.703, 639.705) (80 kW) Eng.OM 646.982 9/07-8/14 | | | | | | | | | | | | | | | | | |
| 19-2947 | | F/R | | | | | 50 | 92 | | | | | | 51,4 | | | |
| 113 CDI (639.701, 639.703, 639.705) (100 kW) Eng.OM 651.940 9/10-1/70 | | | | | | | | | | | | | | | | | |
| 19-2947 | | R | | | | | 50 | 92 | | | | | | 51,4 | | | |
| 113 CDI 4x4 (639.701, 639.703, 639.705) (100 kW) Eng.OM 651.940 9/10-8/14 | | | | | | | | | | | | | | | | | |
| 19-2947 | | F/R | | | | | 50 | 92 | | | | | | 51,4 | | | |
| 115 CDI (639.701, 639.703, 639.705) (110 kW) Eng.OM 646.980, OM 646.982 9/03-1/70 | | | | | | | | | | | | | | | | | |
| 19-2947 | | R | | | | | 50 | 92 | | | | | | 51,4 | | | |
| 115 CDI 4x4 (639.701, 639.705) (110 kW) Eng.OM 646.982 9/07-8/14 | | | | | | | | | | | | | | | | | |
| 19-2947 | | F/R | | | | | 50 | 92 | | | | | | 51,4 | | | |
| 116 CDI (639.701, 639.703, 639.705) (120 kW) Eng.OM 651.940 9/10-1/70 | | | | | | | | | | | | | | | | | |
| 19-2947 | | R | | | | | 50 | 92 | | | | | | 51,4 | | | |

MERCEDES BENZ LCV

| METELLI ref | Spare Parts | F/R | L/R | ABS | A | B | C | D | E | F | G | H | I | L | M | Fig | NOTE |
|--|-------------|-----|-----|-----|---|---|----|----|---|---|---|---|---|------|---|-----|------|
| 116 CDI 4x4 (639.701, 639.703, 639.705) (120 kW) Eng.OM 651.940 9/10-8/14 | | | | | | | | | | | | | | | | | |
| 19-2947 | | F/R | | | | | 50 | 92 | | | | | | 51,4 | | | |
| 119 (639.701, 639.703, 639.705) (140 kW) Eng.M 112.951 9/03-1/70 | | | | | | | | | | | | | | | | | |
| 19-2947 | | R | | | | | 50 | 92 | | | | | | 51,4 | | | |
| 120 CDI (639.701, 639.703, 639.705) (150 kW) Eng.OM 642.990 7/06-1/70 | | | | | | | | | | | | | | | | | |
| 19-2947 | | R | | | | | 50 | 92 | | | | | | 51,4 | | | |
| 122 (639.701, 639.703, 639.705) (160 kW) Eng.M 112.951 9/03-1/70 | | | | | | | | | | | | | | | | | |
| 19-2947 | | R | | | | | 50 | 92 | | | | | | 51,4 | | | |
| 122 CDI (639.701, 639.703, 639.705) (165 kW) Eng.OM 642.890 9/10-1/70 | | | | | | | | | | | | | | | | | |
| 19-2947 | | R | | | | | 50 | 92 | | | | | | 51,4 | | | |
| 123 (639.701) (170 kW) Eng.M 112.976 6/04-7/08 | | | | | | | | | | | | | | | | | |
| 19-2947 | | R | | | | | 50 | 92 | | | | | | 51,4 | | | |
| 126 (639.701, 639.703, 639.705) (190 kW) Eng.M 272.978 9/07-1/70 | | | | | | | | | | | | | | | | | |
| 19-2947 | | R | | | | | 50 | 92 | | | | | | 51,4 | | | |
| Vito II Mixto, Van (W639) 9/03-1/70 | | | | | | | | | | | | | | | | | |
| 109 CDI (639.601, 639.603, 639.605) (65 kW) Eng.OM 646.983 9/03-1/70 | | | | | | | | | | | | | | | | | |
| 19-2947 | | R | | | | | 50 | 92 | | | | | | 51,4 | | | |
| 109 CDI (639.601, 639.603, 639.605) (70 kW) Eng.OM 646.980, OM 646.981 8/06-1/70 | | | | | | | | | | | | | | | | | |
| 19-2947 | | R | | | | | 50 | 92 | | | | | | 51,4 | | | |
| 110 CDI (639.601, 639.603, 639.605) (70 kW) Eng.OM 651.940 9/10-1/70 | | | | | | | | | | | | | | | | | |
| 19-2947 | | R | | | | | 50 | 92 | | | | | | 51,4 | | | |
| 111 CDI (639.601, 639.603, 639.605) (80 kW) Eng.OM 646.982 9/03-1/70 | | | | | | | | | | | | | | | | | |
| 19-2947 | | R | | | | | 50 | 92 | | | | | | 51,4 | | | |
| 111 CDI (639.601, 639.603) (85 kW) Eng.OM 646.980, OM 646.982 9/07-1/70 | | | | | | | | | | | | | | | | | |
| 19-2947 | | R | | | | | 50 | 92 | | | | | | 51,4 | | | |
| 111 CDI 4x4 (639.601, 639.603, 639.605) (80 kW) Eng.OM 646.982 9/07-1/70 | | | | | | | | | | | | | | | | | |
| 19-2947 | | F/R | | | | | 50 | 92 | | | | | | 51,4 | | | |

MERCEDES BENZ LCV

| METELLI ref | Spare Parts | F/R | L/R | ABS | A | B | C | D | E | F | G | H | I | L | M | Fig | NOTE |
|--|-------------|-----|-----|-----|----|----|----|----|-------|---|---|---|----|------|---|-----|------------------|
| 113 CDI (639.601, 639.603, 639.605) (100 kW) Eng.OM 651.940 9/10-1/70 | | | | | | | | | | | | | | | | | |
| 19-2947 | | R | | | | | 50 | 92 | | | | | | 51,4 | | | |
| 115 CDI (639.601, 639.603, 639.605) (110 kW) Eng.OM 646.980, OM 646.982 9/03-1/70 | | | | | | | | | | | | | | | | | |
| 19-2947 | | R | | | | | 50 | 92 | | | | | | 51,4 | | | |
| 115 CDI 4x4 (639.601, 639.603, 639.605) (110 kW) Eng.OM 646.982 7/06-1/70 | | | | | | | | | | | | | | | | | |
| 19-2947 | | F/R | | | | | 50 | 92 | | | | | | 51,4 | | | |
| 116 CDI (639.601, 639.603, 639.605) (120 kW) Eng.OM 651.940 9/10-1/70 | | | | | | | | | | | | | | | | | |
| 19-2947 | | R | | | | | 50 | 92 | | | | | | 51,4 | | | |
| 119 (639.601, 639.603, 639.605) (140 kW) Eng.M 112.951 9/03-1/70 | | | | | | | | | | | | | | | | | |
| 19-2947 | | R | | | | | 50 | 92 | | | | | | 51,4 | | | |
| 120 CDI (639.601, 639.603, 639.605) (150 kW) Eng.OM 642.990 7/06-1/70 | | | | | | | | | | | | | | | | | |
| 19-2947 | | R | | | | | 50 | 92 | | | | | | 51,4 | | | |
| 122 (639.601, 639.603, 639.605) (160 kW) Eng.M 112.951 9/03-1/70 | | | | | | | | | | | | | | | | | |
| 19-2947 | | R | | | | | 50 | 92 | | | | | | 51,4 | | | |
| 122 CDI (639.601, 639.603, 639.605) (165 kW) Eng.OM 642.890 9/10-1/70 | | | | | | | | | | | | | | | | | |
| 19-2947 | | R | | | | | 50 | 92 | | | | | | 51,4 | | | |
| 123 (639.601) (170 kW) Eng.M 112.976 6/04-7/08 | | | | | | | | | | | | | | | | | |
| 19-2947 | | R | | | | | 50 | 92 | | | | | | 51,4 | | | |
| 126 (639.601, 639.603, 639.605) (190 kW) Eng.M 272.978 9/07-1/70 | | | | | | | | | | | | | | | | | |
| 19-2947 | | R | | | | | 50 | 92 | | | | | | 51,4 | | | |
| MG | | | | | | | | | | | | | | | | | |
| MG ZR 6/01-4/05 | | | | | | | | | | | | | | | | | |
| 105 (76 kW) Eng.14 K4F 6/01-4/05 | | | | | | | | | | | | | | | | | |
| 19-2455 | | R | | | | | 30 | | 136 | | | | | 67 | | | -ABS, Brake drum |
| 19-2456 | | R | | | 88 | 26 | 30 | | 135,9 | | | | | 68 | | | +ABS, Brake disc |
| 19-2738 | | R | | | 43 | | 30 | | 136 | | | | | 68 | | | +ABS, Brake drum |
| 19-7077 | | F | | | | | 40 | 76 | | | | | 38 | 41 | | | |

MG

| METELLI ref | Spare Parts | | F/R | L/R | | ABS | A | B | C | D | E | F | G | H | I | L | M | Fig | NOTE |
|--|-------------|--|-----|-----|--|-----|---|----|----|----|-------|---|---|---|----|----|---|-----|------------------|
| 120 (86 kW) Eng.18 K4F 6/01-4/05 | | | | | | | | | | | | | | | | | | | |
| 19-2455 | | | R | | | | | | 30 | | 136 | | | | | 67 | | | -ABS, Brake drum |
| 19-2456 | | | R | | | 88 | | 26 | 30 | | 135,9 | | | | | 68 | | | +ABS, Brake disc |
| 19-2738 | | | R | | | 43 | | | 30 | | 136 | | | | | 68 | | | +ABS, Brake drum |
| 19-7077 | | | F | | | | | | 40 | 76 | | | | | 38 | 41 | | | |
| 160 (118 kW) Eng.18 K4K 6/01-4/05 | | | | | | | | | | | | | | | | | | | |
| 19-2455 | | | R | | | | | | 30 | | 136 | | | | | 67 | | | -ABS, Brake drum |
| 19-2456 | | | R | | | 88 | | 26 | 30 | | 135,9 | | | | | 68 | | | +ABS, Brake disc |
| 19-2738 | | | R | | | 43 | | | 30 | | 136 | | | | | 68 | | | +ABS, Brake drum |
| 19-7077 | | | F | | | | | | 40 | 76 | | | | | 38 | 41 | | | |
| 2.0 TD (74 kW) Eng.20 T2N 6/01-4/05 | | | | | | | | | | | | | | | | | | | |
| 19-2455 | | | R | | | | | | 30 | | 136 | | | | | 67 | | | -ABS, Brake drum |
| 19-2456 | | | R | | | 88 | | 26 | 30 | | 135,9 | | | | | 68 | | | +ABS, Brake disc |
| 19-2738 | | | R | | | 43 | | | 30 | | 136 | | | | | 68 | | | +ABS, Brake drum |
| 19-7077 | | | F | | | | | | 40 | 76 | | | | | 38 | 41 | | | |
| 2.0 TD (83 kW) Eng.20 T2N 12/02-4/05 | | | | | | | | | | | | | | | | | | | |
| 19-2455 | | | R | | | | | | 30 | | 136 | | | | | 67 | | | -ABS, Brake drum |
| 19-2456 | | | R | | | 88 | | 26 | 30 | | 135,9 | | | | | 68 | | | +ABS, Brake disc |
| 19-2738 | | | R | | | 43 | | | 30 | | 136 | | | | | 68 | | | +ABS, Brake drum |
| 19-7077 | | | F | | | | | | 40 | 76 | | | | | 38 | 41 | | | |
| MG ZS 7/01-4/05 | | | | | | | | | | | | | | | | | | | |
| 120 (86 kW) Eng.18 K4F 7/01-4/05 | | | | | | | | | | | | | | | | | | | |
| 19-2455 | | | R | | | | | | 30 | | 136 | | | | | 67 | | | -ABS, Brake drum |
| 19-2456 | | | R | | | 88 | | 26 | 30 | | 135,9 | | | | | 68 | | | +ABS, Brake disc |
| 19-2738 | | | R | | | 43 | | | 30 | | 136 | | | | | 68 | | | +ABS, Brake drum |
| 180 (130 kW) Eng.25 K4F 7/01-4/05 | | | | | | | | | | | | | | | | | | | |
| 19-2455 | | | R | | | | | | 30 | | 136 | | | | | 67 | | | -ABS, Brake drum |
| 19-2456 | | | R | | | 88 | | 26 | 30 | | 135,9 | | | | | 68 | | | +ABS, Brake disc |

MG

| METELLI ref | Spare Parts | | F/R | L/R | | ABS | A | B | C | D | E | F | G | H | I | L | M | Fig | NOTE |
|--|-------------|--|-----|-----|--|-----|---|----|----|---|-------|---|---|---|---|----|---|-----|------------------|
| 19-2738 | | | R | | | 43 | | | 30 | | 136 | | | | | 68 | | | +ABS, Brake drum |
| 2.0 TD (74 kW) Eng.20 T2N 1/04-4/05 | | | | | | | | | | | | | | | | | | | |
| 19-2455 | | | R | | | | | | 30 | | 136 | | | | | 67 | | | -ABS, Brake drum |
| 19-2456 | | | R | | | 88 | | 26 | 30 | | 135,9 | | | | | 68 | | | +ABS, Brake disc |
| 19-2738 | | | R | | | 43 | | | 30 | | 136 | | | | | 68 | | | +ABS, Brake drum |
| 2.0 TD (83 kW) Eng.20 T2N 1/04-4/05 | | | | | | | | | | | | | | | | | | | |
| 19-2455 | | | R | | | | | | 30 | | 136 | | | | | 67 | | | -ABS, Brake drum |
| 19-2456 | | | R | | | 88 | | 26 | 30 | | 135,9 | | | | | 68 | | | +ABS, Brake disc |
| 19-2738 | | | R | | | 43 | | | 30 | | 136 | | | | | 68 | | | +ABS, Brake drum |
| MG ZS Hatchback 7/01-10/05 | | | | | | | | | | | | | | | | | | | |
| 120 (86 kW) Eng.18 K4F 7/01-10/05 | | | | | | | | | | | | | | | | | | | |
| 19-2455 | | | R | | | | | | 30 | | 136 | | | | | 67 | | | -ABS, Brake drum |
| 19-2456 | | | R | | | 88 | | 26 | 30 | | 135,9 | | | | | 68 | | | +ABS, Brake disc |
| 19-2738 | | | R | | | 43 | | | 30 | | 136 | | | | | 68 | | | +ABS, Brake drum |
| 180 (130 kW) Eng.25 K4F 7/01-10/05 | | | | | | | | | | | | | | | | | | | |
| 19-2455 | | | R | | | | | | 30 | | 136 | | | | | 67 | | | -ABS, Brake drum |
| 19-2456 | | | R | | | 88 | | 26 | 30 | | 135,9 | | | | | 68 | | | +ABS, Brake disc |
| 19-2738 | | | R | | | 43 | | | 30 | | 136 | | | | | 68 | | | +ABS, Brake drum |
| 2.0 TD (74 kW) Eng.20 T2N 1/04-10/05 | | | | | | | | | | | | | | | | | | | |
| 19-2455 | | | R | | | | | | 30 | | 136 | | | | | 67 | | | -ABS, Brake drum |
| 19-2456 | | | R | | | 88 | | 26 | 30 | | 135,9 | | | | | 68 | | | +ABS, Brake disc |
| 19-2738 | | | R | | | 43 | | | 30 | | 136 | | | | | 68 | | | +ABS, Brake drum |
| 2.0 TD (83 kW) Eng.20 T2N 1/04-10/05 | | | | | | | | | | | | | | | | | | | |
| 19-2455 | | | R | | | | | | 30 | | 136 | | | | | 67 | | | -ABS, Brake drum |
| 19-2456 | | | R | | | 88 | | 26 | 30 | | 135,9 | | | | | 68 | | | +ABS, Brake disc |
| 19-2738 | | | R | | | 43 | | | 30 | | 136 | | | | | 68 | | | +ABS, Brake drum |

MG

| METELLI ref | Spare Parts | | F/R | L/R | | | ABS | A | B | C | D | E | F | G | H | I | L | M | Fig | NOTE |
|---|-------------|--|-----|-----|--|--|-----|---|---|------|------|---|---|---|---|---|---|------|-----|------|
| 2.0 CDTi (96 kW) Eng.204D2 11/02-7/05 | | | | | | | | | | | | | | | | | | | | |
| 19-2304 | | | F | | | | | | | 43,9 | 82,5 | | | | | | | 37,1 | | |

MINI

Mini I (R50, R53) 6/01-9/06

Cooper (85 kW) Eng.W10 B16 A 6/01-9/06

| | | | | | | | | | | | | | | | | | | | | |
|---------|--|--------|---|--|--|--|--|----|--|--|--|-----|--|--|--|--|--|----|--|--|
| 19-2340 | | -07/06 | F | | | | | | | | | 137 | | | | | | 70 | | |
| 19-2722 | | -07/06 | R | | | | | | | | | 137 | | | | | | 88 | | |
| 19-2834 | | 07/06- | F | | | | | 30 | | | | 134 | | | | | | 70 | | |

Cooper S (120 kW) Eng.W11 B16 A 3/02-9/06

| | | | | | | | | | | | | | | | | | | | | |
|---------|--|--------|---|--|--|--|--|----|--|--|--|-----|--|--|--|--|--|----|--|--|
| 19-2340 | | -07/06 | F | | | | | | | | | 137 | | | | | | 70 | | |
| 19-2722 | | -07/06 | R | | | | | | | | | 137 | | | | | | 88 | | |
| 19-2834 | | 07/06- | F | | | | | 30 | | | | 134 | | | | | | 70 | | |

Cooper S (125 kW) Eng.W11 B16 A 7/04-9/06

| | | | | | | | | | | | | | | | | | | | | |
|---------|--|--------|---|--|--|--|--|----|--|--|--|-----|--|--|--|--|--|----|--|--|
| 19-2340 | | -07/06 | F | | | | | | | | | 137 | | | | | | 70 | | |
| 19-2722 | | -07/06 | R | | | | | | | | | 137 | | | | | | 88 | | |
| 19-2834 | | 07/06- | F | | | | | 30 | | | | 134 | | | | | | 70 | | |

John Cooper Works (160 kW) Eng.W11 B16 A 3/06-9/06

| | | | | | | | | | | | | | | | | | | | | |
|---------|--|--------|---|--|--|--|--|----|--|--|--|-----|--|--|--|--|--|----|--|--|
| 19-2340 | | -07/06 | F | | | | | | | | | 137 | | | | | | 70 | | |
| 19-2722 | | -07/06 | R | | | | | | | | | 137 | | | | | | 88 | | |
| 19-2834 | | 07/06- | F | | | | | 30 | | | | 134 | | | | | | 70 | | |

One (55 kW) Eng.W10 B14 A 4/03-9/06

| | | | | | | | | | | | | | | | | | | | | |
|---------|--|--------|---|--|--|--|--|----|--|--|--|-----|--|--|--|--|--|----|--|--|
| 19-2340 | | -07/06 | F | | | | | | | | | 137 | | | | | | 70 | | |
| 19-2722 | | -07/06 | R | | | | | | | | | 137 | | | | | | 88 | | |
| 19-2834 | | 07/06- | F | | | | | 30 | | | | 134 | | | | | | 70 | | |

One (66 kW) Eng.W10 B16 A 6/01-9/06

| | | | | | | | | | | | | | | | | | | | | |
|---------|--|--------|---|--|--|--|--|--|--|--|--|-----|--|--|--|--|--|----|--|--|
| 19-2340 | | -07/06 | F | | | | | | | | | 137 | | | | | | 70 | | |
| 19-2722 | | -07/06 | R | | | | | | | | | 137 | | | | | | 88 | | |

MINI

| METELLI ref | Spare Parts | | F/R | L/R | | ABS | A | B | C | D | E | F | G | H | I | L | M | Fig | NOTE |
|--|-------------|--------|-----|-----|--|-----|---|----|---|---|-----|---|---|---|---|----|---|-----|------|
| 19-2834 | | 07/06- | F | | | | | 30 | | | 134 | | | | | 70 | | | |
| One D (55 kW) Eng.1ND 6/03-9/06 | | | | | | | | | | | | | | | | | | | |
| 19-2340 | | -07/06 | F | | | | | | | | 137 | | | | | 70 | | | |
| 19-2722 | | -07/06 | R | | | | | | | | 137 | | | | | 88 | | | |
| 19-2834 | | 07/06- | F | | | | | 30 | | | 134 | | | | | 70 | | | |
| One D (65 kW) Eng.W17 D14 (1ND) 6/03-9/06 | | | | | | | | | | | | | | | | | | | |
| 19-2340 | | -07/06 | F | | | | | | | | 137 | | | | | 70 | | | |
| 19-2722 | | -07/06 | R | | | | | | | | 137 | | | | | 88 | | | |
| 19-2834 | | 07/06- | F | | | | | 30 | | | 134 | | | | | 70 | | | |
| S Works (149 kW) Eng.W11 B16 A 11/03-6/05 | | | | | | | | | | | | | | | | | | | |
| 19-2340 | | | F | | | | | | | | 137 | | | | | 70 | | | |
| 19-2722 | | | R | | | | | | | | 137 | | | | | 88 | | | |
| Works (155 kW) Eng.W11 B16 A 11/03-9/06 | | | | | | | | | | | | | | | | | | | |
| 19-2340 | | -07/06 | F | | | | | | | | 137 | | | | | 70 | | | |
| 19-2722 | | -07/06 | R | | | | | | | | 137 | | | | | 88 | | | |
| 19-2834 | | 07/06- | F | | | | | 30 | | | 134 | | | | | 70 | | | |
| Mini I Cabrio (R52) 7/04-11/07 | | | | | | | | | | | | | | | | | | | |
| Cooper (85 kW) Eng.W10 B16 A 4/04-7/08 | | | | | | | | | | | | | | | | | | | |
| 19-2340 | | -07/06 | F | | | | | | | | 137 | | | | | 70 | | | |
| 19-2722 | | -07/06 | R | | | | | | | | 137 | | | | | 88 | | | |
| 19-2834 | | 07/06- | F | | | | | 30 | | | 134 | | | | | 70 | | | |
| Cooper S (125 kW) Eng.W11 B16 A 7/04-11/07 | | | | | | | | | | | | | | | | | | | |
| 19-2340 | | -07/06 | F | | | | | | | | 137 | | | | | 70 | | | |
| 19-2722 | | -07/06 | R | | | | | | | | 137 | | | | | 88 | | | |
| 19-2834 | | 07/06- | F | | | | | 30 | | | 134 | | | | | 70 | | | |
| John Cooper Works (155 kW) Eng.W11 B16 A 7/04-11/07 | | | | | | | | | | | | | | | | | | | |
| 19-2340 | | -07/06 | F | | | | | | | | 137 | | | | | 70 | | | |
| 19-2722 | | -07/06 | R | | | | | | | | 137 | | | | | 88 | | | |

MINI

| METELLI ref | Spare Parts | | F/R | L/R | | | ABS | A | B | C | D | E | F | G | H | I | L | M | Fig | NOTE |
|--|-------------|--------|-----|-----|--|--|-----|---|----|---|---|-----|---|---|---|---|------|---|-----|------|
| 19-2834 | | 07/06- | F | | | | | | 30 | | | 134 | | | | | 70 | | | |
| One (66 kW) Eng.W10 B16 A 7/04-11/07 | | | | | | | | | | | | | | | | | | | | |
| 19-2340 | | -07/06 | F | | | | | | | | | 137 | | | | | 70 | | | |
| 19-2722 | | -07/06 | R | | | | | | | | | 137 | | | | | 88 | | | |
| 19-2834 | | 07/06- | F | | | | | | 30 | | | 134 | | | | | 70 | | | |
| Mini II (R56) 9/06-11/13 | | | | | | | | | | | | | | | | | | | | |
| Cooper (85 kW) Eng.N12 B16 A, N16 B16 A 9/06-11/13 | | | | | | | | | | | | | | | | | | | | |
| 19-2834 | | | F | | | | | | 30 | | | 134 | | | | | 70 | | | |
| 19-2948 | | -01/11 | R | | | | | | 28 | | | 137 | | | | | 87,5 | | | |
| Cooper (88 kW) Eng.N12 B16 A, N16 B16 A 10/06-2/12 | | | | | | | | | | | | | | | | | | | | |
| 19-2834 | | | F | | | | | | 30 | | | 134 | | | | | 70 | | | |
| 19-2948 | | -01/11 | R | | | | | | 28 | | | 137 | | | | | 87,5 | | | |
| Cooper (90 kW) Eng.N12 B16 A, N16 B16 A 9/09-11/13 | | | | | | | | | | | | | | | | | | | | |
| 19-2834 | | | F | | | | | | 30 | | | 134 | | | | | 70 | | | |
| 19-2948 | | -01/11 | R | | | | | | 28 | | | 137 | | | | | 87,5 | | | |
| Cooper D (80 kW) Eng.9HZ (DV6TED4), W16 D16 (9HZ) 11/06-9/10 | | | | | | | | | | | | | | | | | | | | |
| 19-2834 | | | F | | | | | | 30 | | | 134 | | | | | 70 | | | |
| 19-2948 | | | R | | | | | | 28 | | | 137 | | | | | 87,5 | | | |
| Cooper D (82 kW) Eng.N47 C16 A 6/10-11/13 | | | | | | | | | | | | | | | | | | | | |
| 19-2834 | | | F | | | | | | 30 | | | 134 | | | | | 70 | | | |
| 19-2948 | | -01/11 | R | | | | | | 28 | | | 137 | | | | | 87,5 | | | |
| Cooper D (82 kW) Eng.N47 C20 A 2/11-11/13 | | | | | | | | | | | | | | | | | | | | |
| 19-2834 | | | F | | | | | | 30 | | | 134 | | | | | 70 | | | |
| 19-2948 | | | R | | | | | | 28 | | | 137 | | | | | 87,5 | | | |
| Cooper S (120 kW) Eng.N18 B16 A 3/10-11/13 | | | | | | | | | | | | | | | | | | | | |
| 19-2834 | | | F | | | | | | 30 | | | 134 | | | | | 70 | | | |
| 19-2948 | | -01/11 | R | | | | | | 28 | | | 137 | | | | | 87,5 | | | |

| MINI | | | | | | | | | | | | | | | | | | | | |
|---|-------------|--------|-----|-----|--|--|-----|---|----|---|---|-----|---|---|---|---|---|------|-----|------|
| METELLI ref | Spare Parts | | F/R | L/R | | | ABS | A | B | C | D | E | F | G | H | I | L | M | Fig | NOTE |
| Cooper S (128 kW) Eng.N14 B16 A, N14 B16 AB 10/06-2/10 | | | | | | | | | | | | | | | | | | | | |
| 19-2834 | | | F | | | | | | 30 | | | 134 | | | | | | 70 | | |
| 19-2948 | | | R | | | | | | 28 | | | 137 | | | | | | 87,5 | | |
| Cooper S (135 kW) Eng.N18 B16 A 3/10-11/13 | | | | | | | | | | | | | | | | | | | | |
| 19-2834 | | | F | | | | | | 30 | | | 134 | | | | | | 70 | | |
| 19-2948 | | -01/11 | R | | | | | | 28 | | | 137 | | | | | | 87,5 | | |
| Cooper S (147 kW) Eng.N18 B16 A 1/12-11/13 | | | | | | | | | | | | | | | | | | | | |
| 19-2834 | | | F | | | | | | 30 | | | 134 | | | | | | 70 | | |
| 19-2948 | | | R | | | | | | 28 | | | 137 | | | | | | 87,5 | | |
| Cooper S John Cooper Works (141 kW) Eng.N14 B16 A, N14 B16 AB 11/06-2/10 | | | | | | | | | | | | | | | | | | | | |
| 19-2834 | | | F | | | | | | 30 | | | 134 | | | | | | 70 | | |
| 19-2948 | | | R | | | | | | 28 | | | 137 | | | | | | 87,5 | | |
| Cooper SD (100 kW) Eng.N47 C20 A 2/11-11/13 | | | | | | | | | | | | | | | | | | | | |
| 19-2834 | | | F | | | | | | 30 | | | 134 | | | | | | 70 | | |
| 19-2948 | | | R | | | | | | 28 | | | 137 | | | | | | 87,5 | | |
| Cooper SD (105 kW) Eng.N47 C20 A 2/11-11/13 | | | | | | | | | | | | | | | | | | | | |
| 19-2834 | | | F | | | | | | 30 | | | 134 | | | | | | 70 | | |
| 19-2948 | | | R | | | | | | 28 | | | 137 | | | | | | 87,5 | | |
| John Cooper Works (155 kW) Eng.N14 B16 C, N18 B16 C 11/07-11/13 | | | | | | | | | | | | | | | | | | | | |
| 19-2834 | | | F | | | | | | 30 | | | 134 | | | | | | 70 | | |
| 19-2948 | | -01/11 | R | | | | | | 28 | | | 137 | | | | | | 87,5 | | |
| John Cooper Works GP (160 kW) Eng.N14 B16 C, N18 B16 C 9/12-11/13 | | | | | | | | | | | | | | | | | | | | |
| 19-2834 | | | F | | | | | | 30 | | | 134 | | | | | | 70 | | |
| 19-2948 | | | R | | | | | | 28 | | | 137 | | | | | | 87,5 | | |
| One (55 kW) Eng.N12 B14 A 3/09-3/10 | | | | | | | | | | | | | | | | | | | | |
| 19-2834 | | | F | | | | | | 30 | | | 134 | | | | | | 70 | | |
| 19-2948 | | | R | | | | | | 28 | | | 137 | | | | | | 87,5 | | |
| One (55 kW) Eng.N16 B16 A 3/10-11/13 | | | | | | | | | | | | | | | | | | | | |
| 19-2834 | | | F | | | | | | 30 | | | 134 | | | | | | 70 | | |

MINI

| METELLI ref | Spare Parts | | F/R | L/R | | | ABS | A | B | C | D | E | F | G | H | I | L | M | Fig | NOTE |
|---|-------------|--------|-----|-----|--|--|-----|---|----|---|---|-----|---|---|---|---|------|---|-----|------|
| 19-2948 | | -01/11 | R | | | | | | 28 | | | 137 | | | | | 87,5 | | | |
| One (70 kW) Eng.N12 B14 A 11/06-3/10 | | | | | | | | | | | | | | | | | | | | |
| 19-2834 | | | F | | | | | | 30 | | | 134 | | | | | 70 | | | |
| 19-2948 | | | R | | | | | | 28 | | | 137 | | | | | 87,5 | | | |
| One (72 kW) Eng.N16 B16 A 3/10-11/13 | | | | | | | | | | | | | | | | | | | | |
| 19-2834 | | | F | | | | | | 30 | | | 134 | | | | | 70 | | | |
| 19-2948 | | -01/11 | R | | | | | | 28 | | | 137 | | | | | 87,5 | | | |
| One D (66 kW) Eng.9HZ (DV6TED4) 6/09-7/10 | | | | | | | | | | | | | | | | | | | | |
| 19-2834 | | | F | | | | | | 30 | | | 134 | | | | | 70 | | | |
| 19-2948 | | | R | | | | | | 28 | | | 137 | | | | | 87,5 | | | |
| One D (66 kW) Eng.N47 C16 A 7/10-11/13 | | | | | | | | | | | | | | | | | | | | |
| 19-2834 | | | F | | | | | | 30 | | | 134 | | | | | 70 | | | |
| 19-2948 | | -01/11 | R | | | | | | 28 | | | 137 | | | | | 87,5 | | | |
| One LPG (55 kW) Eng.N12 B14 A 3/09-3/10 | | | | | | | | | | | | | | | | | | | | |
| 19-2834 | | | F | | | | | | 30 | | | 134 | | | | | 70 | | | |
| 19-2948 | | | R | | | | | | 28 | | | 137 | | | | | 87,5 | | | |
| Mini II Cabrio (R57) 10/07-6/15 | | | | | | | | | | | | | | | | | | | | |
| Cooper (85 kW) Eng.N12 B16 A (-.07.10), N16 B16 A (03.10-.) 12/08-6/15 | | | | | | | | | | | | | | | | | | | | |
| 19-2834 | | | F | | | | | | 30 | | | 134 | | | | | 70 | | | |
| 19-2948 | | | R | | | | | | 28 | | | 137 | | | | | 87,5 | | | |
| Cooper (88 kW) Eng.N12 B16 A 12/08-7/10 | | | | | | | | | | | | | | | | | | | | |
| 19-2834 | | | F | | | | | | 30 | | | 134 | | | | | 70 | | | |
| 19-2948 | | | R | | | | | | 28 | | | 137 | | | | | 87,5 | | | |
| Cooper (90 kW) Eng.N16 B16 A 3/10-6/15 | | | | | | | | | | | | | | | | | | | | |
| 19-2834 | | | F | | | | | | 30 | | | 134 | | | | | 70 | | | |
| 19-2948 | | -01/11 | R | | | | | | 28 | | | 137 | | | | | 87,5 | | | |
| Cooper D (82 kW) Eng.N47 C16 A 5/09-11/13 | | | | | | | | | | | | | | | | | | | | |
| 19-2834 | | | F | | | | | | 30 | | | 134 | | | | | 70 | | | |

MINI

| METELLI ref | Spare Parts | | F/R | L/R | | ABS | A | B | C | D | E | F | G | H | I | L | M | Fig | NOTE |
|--|-------------|--------|-----|-----|--|-----|---|----|---|---|-----|---|---|---|---|------|---|-----|------|
| 19-2948 | | -01/11 | R | | | | | 28 | | | 137 | | | | | 87,5 | | | |
| Cooper D (82 kW) Eng.N47 C20 A 2/11-5/15 | | | | | | | | | | | | | | | | | | | |
| 19-2834 | | | F | | | | | 30 | | | 134 | | | | | 70 | | | |
| 19-2948 | | | R | | | | | 28 | | | 137 | | | | | 87,5 | | | |
| Cooper S (120 kW) Eng.N14 B16 A, N18 B16 A 10/07-6/15 | | | | | | | | | | | | | | | | | | | |
| 19-2834 | | | F | | | | | 30 | | | 134 | | | | | 70 | | | |
| 19-2948 | | | R | | | | | 28 | | | 137 | | | | | 87,5 | | | |
| Cooper S (128 kW) Eng.N14 B16 A, N14 B16 AB 4/08-7/10 | | | | | | | | | | | | | | | | | | | |
| 19-2834 | | | F | | | | | 30 | | | 134 | | | | | 70 | | | |
| 19-2948 | | | R | | | | | 28 | | | 137 | | | | | 87,5 | | | |
| Cooper S (135 kW) Eng.N18 B16 A 2/10-6/15 | | | | | | | | | | | | | | | | | | | |
| 19-2834 | | | F | | | | | 30 | | | 134 | | | | | 70 | | | |
| 19-2948 | | -01/11 | R | | | | | 28 | | | 137 | | | | | 87,5 | | | |
| Cooper S (141 kW) Eng.N14 B16 A, N14 B16 AB 4/08-7/10 | | | | | | | | | | | | | | | | | | | |
| 19-2834 | | | F | | | | | 30 | | | 134 | | | | | 70 | | | |
| 19-2948 | | | R | | | | | 28 | | | 137 | | | | | 87,5 | | | |
| Cooper S (147 kW) Eng.N18 B16 A 2/10-6/15 | | | | | | | | | | | | | | | | | | | |
| 19-2834 | | | F | | | | | 30 | | | 134 | | | | | 70 | | | |
| 19-2948 | | -01/11 | R | | | | | 28 | | | 137 | | | | | 87,5 | | | |
| Cooper SD (100 kW) Eng.N47 C20 A 1/11-5/15 | | | | | | | | | | | | | | | | | | | |
| 19-2834 | | | F | | | | | 30 | | | 134 | | | | | 70 | | | |
| 19-2948 | | | R | | | | | 28 | | | 137 | | | | | 87,5 | | | |
| Cooper SD (105 kW) Eng.N47 C20 A 6/09-5/15 | | | | | | | | | | | | | | | | | | | |
| 19-2834 | | | F | | | | | 30 | | | 134 | | | | | 70 | | | |
| 19-2948 | | | R | | | | | 28 | | | 137 | | | | | 87,5 | | | |
| John Cooper Works (155 kW) Eng.N14 B16 C, N18 B16 C 8/08-5/15 | | | | | | | | | | | | | | | | | | | |
| 19-2834 | | | F | | | | | 30 | | | 134 | | | | | 70 | | | |
| 19-2948 | | -01/11 | R | | | | | 28 | | | 137 | | | | | 87,5 | | | |

MINI

| METELLI ref | Spare Parts | | F/R | L/R | | | ABS | A | B | C | D | E | F | G | H | I | L | M | Fig | NOTE |
|--|-------------|--------|-----|-----|--|--|-----|---|----|---|---|-----|---|---|---|---|------|---|-----|------|
| One (72 kW) Eng.N16 B16 A 9/09-6/15 | | | | | | | | | | | | | | | | | | | | |
| 19-2834 | | | F | | | | | | 30 | | | 134 | | | | | 70 | | | |
| 19-2948 | | -01/11 | R | | | | | | 28 | | | 137 | | | | | 87,5 | | | |
| Mini II Clubman (R55) 10/07-6/14 | | | | | | | | | | | | | | | | | | | | |
| Cooper (85 kW) Eng.N16 B16 A 3/10-6/14 | | | | | | | | | | | | | | | | | | | | |
| 19-2834 | | | F | | | | | | 30 | | | 134 | | | | | 70 | | | |
| 19-2948 | | -01/11 | R | | | | | | 28 | | | 137 | | | | | 87,5 | | | |
| Cooper (88 kW) Eng.N12 B16 A, N16 B16 A 10/07-12/13 | | | | | | | | | | | | | | | | | | | | |
| 19-2834 | | | F | | | | | | 30 | | | 134 | | | | | 70 | | | |
| 19-2948 | | -01/11 | R | | | | | | 28 | | | 137 | | | | | 87,5 | | | |
| Cooper (90 kW) Eng.N16 B16 A 3/10-6/14 | | | | | | | | | | | | | | | | | | | | |
| 19-2834 | | | F | | | | | | 30 | | | 134 | | | | | 70 | | | |
| 19-2948 | | -01/11 | R | | | | | | 28 | | | 137 | | | | | 87,5 | | | |
| Cooper D (80 kW) Eng.9HZ (DV6TED4) 10/07-2/10 | | | | | | | | | | | | | | | | | | | | |
| 19-2834 | | | F | | | | | | 30 | | | 134 | | | | | 70 | | | |
| 19-2948 | | | R | | | | | | 28 | | | 137 | | | | | 87,5 | | | |
| Cooper D (82 kW) Eng.N47 C16 A 3/10-6/14 | | | | | | | | | | | | | | | | | | | | |
| 19-2834 | | | F | | | | | | 30 | | | 134 | | | | | 70 | | | |
| 19-2948 | | -01/11 | R | | | | | | 28 | | | 137 | | | | | 87,5 | | | |
| Cooper D (82 kW) Eng.N47 C20 A 2/11-6/14 | | | | | | | | | | | | | | | | | | | | |
| 19-2834 | | | F | | | | | | 30 | | | 134 | | | | | 70 | | | |
| 19-2948 | | | R | | | | | | 28 | | | 137 | | | | | 87,5 | | | |
| Cooper S (120 kW) Eng.N14 B16 A, N14 B16 AB, N18 B16 A 10/07-6/14 | | | | | | | | | | | | | | | | | | | | |
| 19-2834 | | | F | | | | | | 30 | | | 134 | | | | | 70 | | | |
| 19-2948 | | | R | | | | | | 28 | | | 137 | | | | | 87,5 | | | |
| Cooper S (128 kW) Eng.N14 B16 A, N14 B16 AB 8/07-7/10 | | | | | | | | | | | | | | | | | | | | |
| 19-2834 | | | F | | | | | | 30 | | | 134 | | | | | 70 | | | |
| 19-2948 | | | R | | | | | | 28 | | | 137 | | | | | 87,5 | | | |

MINI

| METELLI ref | Spare Parts | | F/R | L/R | | ABS | A | B | C | D | E | F | G | H | I | L | M | Fig | NOTE |
|---|-------------|--------|-----|-----|--|-----|---|----|---|---|-----|---|---|---|---|------|---|-----|------|
| Cooper S (135 kW) Eng.N18 B16 A 3/10-6/14 | | | | | | | | | | | | | | | | | | | |
| 19-2834 | | | F | | | | | 30 | | | 134 | | | | | 70 | | | |
| 19-2948 | | -01/11 | R | | | | | 28 | | | 137 | | | | | 87,5 | | | |
| Cooper S (147 kW) Eng.N18 B16 A 3/10-6/14 | | | | | | | | | | | | | | | | | | | |
| 19-2834 | | | F | | | | | 30 | | | 134 | | | | | 70 | | | |
| 19-2948 | | -01/11 | R | | | | | 28 | | | 137 | | | | | 87,5 | | | |
| Cooper S John Cooper Works (141 kW) Eng.N14 B16 AB 10/08-2/10 | | | | | | | | | | | | | | | | | | | |
| 19-2834 | | | F | | | | | 30 | | | 134 | | | | | 70 | | | |
| 19-2948 | | | R | | | | | 28 | | | 137 | | | | | 87,5 | | | |
| Cooper SD (100 kW) Eng.N47 C20 A 2/11-6/14 | | | | | | | | | | | | | | | | | | | |
| 19-2834 | | | F | | | | | 30 | | | 134 | | | | | 70 | | | |
| 19-2948 | | | R | | | | | 28 | | | 137 | | | | | 87,5 | | | |
| Cooper SD (105 kW) Eng.N47 C20 A 2/11-6/14 | | | | | | | | | | | | | | | | | | | |
| 19-2834 | | | F | | | | | 30 | | | 134 | | | | | 70 | | | |
| 19-2948 | | | R | | | | | 28 | | | 137 | | | | | 87,5 | | | |
| John Cooper Works (155 kW) Eng.N14 B16 C, N18 B16 C 11/07-6/14 | | | | | | | | | | | | | | | | | | | |
| 19-2834 | | | F | | | | | 30 | | | 134 | | | | | 70 | | | |
| 19-2948 | | -01/11 | R | | | | | 28 | | | 137 | | | | | 87,5 | | | |
| One (70 kW) Eng.N12 B14 A 3/09-2/10 | | | | | | | | | | | | | | | | | | | |
| 19-2834 | | | F | | | | | 30 | | | 134 | | | | | 70 | | | |
| 19-2948 | | | R | | | | | 28 | | | 137 | | | | | 87,5 | | | |
| One (72 kW) Eng.N16 B16 A 3/10-6/14 | | | | | | | | | | | | | | | | | | | |
| 19-2834 | | | F | | | | | 30 | | | 134 | | | | | 70 | | | |
| 19-2948 | | -01/11 | R | | | | | 28 | | | 137 | | | | | 87,5 | | | |
| One D (66 kW) Eng.N47 C16 A 3/10-6/14 | | | | | | | | | | | | | | | | | | | |
| 19-2834 | | | F | | | | | 30 | | | 134 | | | | | 70 | | | |
| 19-2948 | | -01/11 | R | | | | | 28 | | | 137 | | | | | 87,5 | | | |

MINI

| METELLI ref | Spare Parts | F/R | L/R | ABS | A | B | C | D | E | F | G | H | I | L | M | Fig | NOTE |
|---|-------------|-----|-----|-----|---|----|---|---|-----|---|---|---|---|------|---|-----|------|
| Mini II Coupe (R58) 12/10-5/15 | | | | | | | | | | | | | | | | | |
| Cooper (85 kW) Eng.N16 B16 A 12/10-4/15 | | | | | | | | | | | | | | | | | |
| 19-2834 | | F | | | | 30 | | | 134 | | | | | 70 | | | |
| 19-2948 | | R | | | | 28 | | | 137 | | | | | 87,5 | | | |
| Cooper (90 kW) Eng.N16 B16 A 12/10-4/15 | | | | | | | | | | | | | | | | | |
| 19-2834 | | F | | | | 30 | | | 134 | | | | | 70 | | | |
| 19-2948 | | R | | | | 28 | | | 137 | | | | | 87,5 | | | |
| Cooper S (120 kW) Eng.N18 B16 A 12/10-4/15 | | | | | | | | | | | | | | | | | |
| 19-2834 | | F | | | | 30 | | | 134 | | | | | 70 | | | |
| 19-2948 | | R | | | | 28 | | | 137 | | | | | 87,5 | | | |
| Cooper S (135 kW) Eng.N14 B16 A, N18 B16 A 12/10-4/15 | | | | | | | | | | | | | | | | | |
| 19-2834 | | F | | | | 30 | | | 134 | | | | | 70 | | | |
| 19-2948 | | R | | | | 28 | | | 137 | | | | | 87,5 | | | |
| Cooper S JCW (147 kW) Eng.N18 B16 A 12/10-4/15 | | | | | | | | | | | | | | | | | |
| 19-2834 | | F | | | | 30 | | | 134 | | | | | 70 | | | |
| 19-2948 | | R | | | | 28 | | | 137 | | | | | 87,5 | | | |
| Cooper SD (100 kW) Eng.N47 C20 A 12/10-5/15 | | | | | | | | | | | | | | | | | |
| 19-2834 | | F | | | | 30 | | | 134 | | | | | 70 | | | |
| 19-2948 | | R | | | | 28 | | | 137 | | | | | 87,5 | | | |
| Cooper SD (105 kW) Eng.N47 C20 A 12/10-5/15 | | | | | | | | | | | | | | | | | |
| 19-2834 | | F | | | | 30 | | | 134 | | | | | 70 | | | |
| 19-2948 | | R | | | | 28 | | | 137 | | | | | 87,5 | | | |
| John Cooper Works (155 kW) Eng.N14 B16 C, N18 B16 C 12/10-5/15 | | | | | | | | | | | | | | | | | |
| 19-2834 | | F | | | | 30 | | | 134 | | | | | 70 | | | |
| 19-2948 | | R | | | | 28 | | | 137 | | | | | 87,5 | | | |

MINI

| METELLI ref | Spare Parts | | F/R | L/R | | | ABS | A | B | C | D | E | F | G | H | I | L | M | Fig | NOTE |
|---|-------------|--|-----|-----|--|--|-----|---|----|---|---|-----|---|---|---|---|---|------|-----|------|
| Mini II Roadster (R59) 11/11-4/15 | | | | | | | | | | | | | | | | | | | | |
| Cooper (85 kW) Eng.N16 B16 A 11/11-4/15 | | | | | | | | | | | | | | | | | | | | |
| 19-2834 | | | F | | | | | | 30 | | | 134 | | | | | | 70 | | |
| 19-2948 | | | R | | | | | | 28 | | | 137 | | | | | | 87,5 | | |
| Cooper (90 kW) Eng.N16 B16 A 11/11-4/15 | | | | | | | | | | | | | | | | | | | | |
| 19-2834 | | | F | | | | | | 30 | | | 134 | | | | | | 70 | | |
| 19-2948 | | | R | | | | | | 28 | | | 137 | | | | | | 87,5 | | |
| Cooper S (120 kW) Eng.N18 B16 A 11/11-4/15 | | | | | | | | | | | | | | | | | | | | |
| 19-2834 | | | F | | | | | | 30 | | | 134 | | | | | | 70 | | |
| 19-2948 | | | R | | | | | | 28 | | | 137 | | | | | | 87,5 | | |
| Cooper S (135 kW) Eng.N18 B16 A 11/11-4/15 | | | | | | | | | | | | | | | | | | | | |
| 19-2834 | | | F | | | | | | 30 | | | 134 | | | | | | 70 | | |
| 19-2948 | | | R | | | | | | 28 | | | 137 | | | | | | 87,5 | | |
| Cooper S JCW (147 kW) Eng.N18 B16 A 11/11-4/15 | | | | | | | | | | | | | | | | | | | | |
| 19-2834 | | | F | | | | | | 30 | | | 134 | | | | | | 70 | | |
| 19-2948 | | | R | | | | | | 28 | | | 137 | | | | | | 87,5 | | |
| Cooper SD (100 kW) Eng.N47 C20 A 11/11-4/15 | | | | | | | | | | | | | | | | | | | | |
| 19-2834 | | | F | | | | | | 30 | | | 134 | | | | | | 70 | | |
| 19-2948 | | | R | | | | | | 28 | | | 137 | | | | | | 87,5 | | |
| Cooper SD (105 kW) Eng.N47 C20 A 11/11-4/15 | | | | | | | | | | | | | | | | | | | | |
| 19-2834 | | | F | | | | | | 30 | | | 134 | | | | | | 70 | | |
| 19-2948 | | | R | | | | | | 28 | | | 137 | | | | | | 87,5 | | |
| John Cooper Works (155 kW) Eng.N14 B16 C (11.11-06.12), N18 B16 C (07.12-04.15) 11/11-4/15 | | | | | | | | | | | | | | | | | | | | |
| 19-2834 | | | F | | | | | | 30 | | | 134 | | | | | | 70 | | |
| 19-2948 | | | R | | | | | | 28 | | | 137 | | | | | | 87,5 | | |

MINI

| METELLI ref | Spare Parts | F/R | L/R | ABS | A | B | C | D | E | F | G | H | I | L | M | Fig | NOTE |
|--|-------------|-----|-----|-----|---|---|---|---|-----|---|---|---|---|-----|---|-----|------|
| Mini III Clubman (F54) 11/14-1/70 | | | | | | | | | | | | | | | | | |
| Cooper S ALL4 (120 kW) Eng.B48 A20 A 4/15-1/70 | | | | | | | | | | | | | | | | | |
| 19-8200 | | R | | | | | | | 142 | | | | | 106 | | | |
| Cooper S ALL4 (141 kW) Eng.B48 A20 A 4/15-1/70 | | | | | | | | | | | | | | | | | |
| 19-8200 | | R | | | | | | | 142 | | | | | 106 | | | |
| Cooper S JCW ALL4 (155 kW) Eng.B48 A20 A 11/14-1/70 | | | | | | | | | | | | | | | | | |
| 19-8200 | | R | | | | | | | 142 | | | | | 106 | | | |
| Cooper SD ALL4 (120 kW) Eng.B47 C20 A, B47 C20 B (03.18-) 4/15-2/18 | | | | | | | | | | | | | | | | | |
| 19-8200 | | R | | | | | | | 142 | | | | | 106 | | | |
| Cooper SD ALL4 (140 kW) Eng.B47 C20 A, B47 C20 B (03.18-) 4/15-1/70 | | | | | | | | | | | | | | | | | |
| 19-8200 | | R | | | | | | | 142 | | | | | 106 | | | |
| Mini IV Countryman (F60) 10/16-1/70 | | | | | | | | | | | | | | | | | |
| Cooper ALL4 (100 kW) Eng.B38 A15 A, B38 A15 F 10/16-1/70 | | | | | | | | | | | | | | | | | |
| 19-8200 | | R | | | | | | | 142 | | | | | 106 | | | |
| Cooper D ALL4 (100 kW) Eng.B47 C20 A, B47 C20 B (03.18-) 10/16-1/70 | | | | | | | | | | | | | | | | | |
| 19-8200 | | R | | | | | | | 142 | | | | | 106 | | | |
| Cooper D ALL4 (110 kW) Eng.B47 C20 A, B47 C20 B (03.18-) 10/16-1/70 | | | | | | | | | | | | | | | | | |
| 19-8200 | | R | | | | | | | 142 | | | | | 106 | | | |
| Cooper S ALL4 (120 kW) Eng.B46 A20 A, B48 A20 A 10/16-1/70 | | | | | | | | | | | | | | | | | |
| 19-8200 | | R | | | | | | | 142 | | | | | 106 | | | |
| Cooper S ALL4 (141 kW) Eng.B46 A20 A, B48 A20 A 10/16-1/70 | | | | | | | | | | | | | | | | | |
| 19-8200 | | R | | | | | | | 142 | | | | | 106 | | | |
| Cooper SD ALL4 (120 kW) Eng.B47 C20 A (-03.18), B47 C20 B (03.18-) 10/16-1/70 | | | | | | | | | | | | | | | | | |
| 19-8200 | | R | | | | | | | 142 | | | | | 106 | | | |
| Cooper SD ALL4 (140 kW) Eng.B47 C20 A (-02.18), B47 C20 B (03.18-) 10/16-1/70 | | | | | | | | | | | | | | | | | |
| 19-8200 | | R | | | | | | | 142 | | | | | 106 | | | |

MITSUBISHI

| METELLI ref | Spare Parts | | F/R | L/R | | | ABS | A | B | C | D | E | F | G | H | I | L | M | Fig | NOTE | |
|---|-------------|--------|-----|-----|--|--|-----|---|---|----|----|---|---|---|---|---|----|----|-----|------|--|
| 1.6 DI-D 4WD (84 kW) Eng.9HD 7/15-1/70 | | | | | | | | | | | | | | | | | | | | | |
| 19-2800 | | | F | | | | | | | 43 | 80 | | | | | | 40 | | | | |
| 1.6 LPG (86 kW) Eng.4A92 6/10-1/70 | | | | | | | | | | | | | | | | | | | | | |
| 19-2800 | | | F | | | | | | | 43 | 80 | | | | | | 40 | | | | |
| 1.8 4WD (102 kW) Eng.4B10, 4J10 2/10-1/70 | | | | | | | | | | | | | | | | | | | | | |
| 19-2800 | | | F | | | | | | | 43 | 80 | | | | | | 40 | | | | |
| 2.0 i (110 kW) Eng.4B11, 4J11 6/10-1/70 | | | | | | | | | | | | | | | | | | | | | |
| 19-2800 | | | F | | | | | | | 43 | 80 | | | | | | 40 | | | | |
| 2.0 i 4WD (110 kW) Eng.4B11, 4J11 6/10-1/70 | | | | | | | | | | | | | | | | | | | | | |
| 19-2800 | | | F | | | | | | | 43 | 80 | | | | | | 40 | | | | |
| 2.2 Di-D 4WD (110 kW) Eng.4N14 4/13-1/70 | | | | | | | | | | | | | | | | | | | | | |
| 19-2800 | | | F | | | | | | | 43 | 80 | | | | | | 40 | | | | |
| Carisma (DA_) 7/95-6/06 | | | | | | | | | | | | | | | | | | | | | |
| 1.6 (DA1A) (66 kW) Eng.4G92 (SOHC 16V) 7/95-6/06 | | | | | | | | | | | | | | | | | | | | | |
| 19-7071 | | -02/99 | F | | | | | | | 40 | 74 | | | | | | 34 | 36 | | | |
| 1.6 (DA1A) (70 kW) Eng.4G92 (SOHC 16V) 12/98-6/06 | | | | | | | | | | | | | | | | | | | | | |
| 19-7071 | | -02/99 | F | | | | | | | 40 | 74 | | | | | | 34 | 36 | | | |
| 1.6 (DA1A) (73 kW) Eng.4G92 (SOHC 16V) 5/97-6/06 | | | | | | | | | | | | | | | | | | | | | |
| 19-7071 | | -02/99 | F | | | | | | | 40 | 74 | | | | | | 34 | 36 | | | |
| 1.9 TD (DA4A) (66 kW) Eng.F8QT 10/96-9/00 | | | | | | | | | | | | | | | | | | | | | |
| 19-7071 | | -02/99 | F | | | | | | | 40 | 74 | | | | | | 34 | 36 | | | |
| Carisma Sedan (DA_) 9/96-6/06 | | | | | | | | | | | | | | | | | | | | | |
| 1.6 (DA1A) (66 kW) Eng.4G92 (SOHC 16V) 9/96-6/06 | | | | | | | | | | | | | | | | | | | | | |
| 19-7071 | | -02/99 | F | | | | | | | 40 | 74 | | | | | | 34 | 36 | | | |
| 1.6 (DA1A) (70 kW) Eng.4G92 (SOHC 16V) 12/98-6/06 | | | | | | | | | | | | | | | | | | | | | |
| 19-7071 | | -02/99 | F | | | | | | | 40 | 74 | | | | | | 34 | 36 | | | |

MITSUBISHI

| METELLI ref | Spare Parts | | F/R | L/R | | | ABS | A | B | C | D | E | F | G | H | I | L | M | Fig | NOTE |
|---|-------------|--------|-----|-----|--|--|-----|---|---|-------|------|---|---|---|---|---|------|-------|-----|------|
| 1.6 (DA1A) (73 kW) Eng.4G92 (SOHC 16V) 5/97-6/06 | | | | | | | | | | | | | | | | | | | | |
| 19-7071 | | -02/99 | F | | | | | | | 40 | 74 | | | | | | 34 | 36 | | |
| 1.9 TD (DA4A) (66 kW) Eng.F8QT 10/96-9/00 | | | | | | | | | | | | | | | | | | | | |
| 19-7071 | | -02/99 | F | | | | | | | 40 | 74 | | | | | | 34 | 36 | | |
| Colt I (A15_A) 1/69-1/84 | | | | | | | | | | | | | | | | | | | | |
| 1.2 GL (A151A) (40 kW) Eng.4G11 (12.78-01.84) 12/78-1/84 | | | | | | | | | | | | | | | | | | | | |
| 19-7062 | | | R | | | | | | | 17,5 | 50,3 | | | | | | 14,2 | 14,7 | | |
| 1.4 GLX,GT (A152A) (51 kW) Eng.4G12 (05.79-01.84) 5/79-1/84 | | | | | | | | | | | | | | | | | | | | |
| 19-7062 | | | R | | | | | | | 17,5 | 50,3 | | | | | | 14,2 | 14,7 | | |
| 1.4 Turbo (A152A) (77 kW) Eng.4G12 T (04.82-01.84) 9/81-1/84 | | | | | | | | | | | | | | | | | | | | |
| 19-7062 | | | R | | | | | | | 17,5 | 50,3 | | | | | | 14,2 | 14,7 | | |
| 19-7068 | | 01/82- | F | | | | | | | 38,17 | 65 | | | | | | | 21,12 | | |
| Colt II (C1_A) 1/84-12/88 | | | | | | | | | | | | | | | | | | | | |
| 1.2 EL,GL (C15A) (40 kW) Eng.4G16 (02.84-09.86) 2/84-9/86 | | | | | | | | | | | | | | | | | | | | |
| 19-7068 | | | F | | | | | | | 38,17 | 65 | | | | | | | 21,12 | | |
| 1.2 EL,GL (C15A) (44 kW) Eng.4G16 (09.86-04.88) 9/86-4/88 | | | | | | | | | | | | | | | | | | | | |
| 19-7068 | | | F | | | | | | | 38,17 | 65 | | | | | | | 21,12 | | |
| 1.3 EL,GL (C11A) (49 kW) Eng.G13B 6/86-4/88 | | | | | | | | | | | | | | | | | | | | |
| 19-7068 | | | F | | | | | | | 38,17 | 65 | | | | | | | 21,12 | | |
| 1.5 GLX (C12A) (51 kW) Eng.G15B (09.85-04.88) 9/85-4/88 | | | | | | | | | | | | | | | | | | | | |
| 19-7068 | | | F | | | | | | | 38,17 | 65 | | | | | | | 21,12 | | |
| 1.5 GLX (C12A) (55 kW) Eng.4G15 (8V) 9/84-4/88 | | | | | | | | | | | | | | | | | | | | |
| 19-7068 | | | F | | | | | | | 38,17 | 65 | | | | | | | 21,12 | | |
| 1.6 Turbo ECi (C13A) (77 kW) Eng.G32BT 7/86-4/88 | | | | | | | | | | | | | | | | | | | | |
| 19-7068 | | | F | | | | | | | 38,17 | 65 | | | | | | | 21,12 | | |
| 1.6 Turbo ECi (C13A) (92 kW) Eng.4G32 T/C (02.84-04.88) 2/84-4/88 | | | | | | | | | | | | | | | | | | | | |
| 19-7068 | | | F | | | | | | | 38,17 | 65 | | | | | | | 21,12 | | |

MITSUBISHI

| METELLI ref | Spare Parts | | F/R | L/R | | | ABS | A | B | C | D | E | F | G | H | I | L | M | Fig | NOTE |
|--|-------------|--------|-----|-----|--|--|-----|---|---|-------|----|---|---|---|---|----|-------|---|-----|------|
| 1.8 GL Diesel (C14A) (43 kW) Eng.4D65 2/84-9/86 | | | | | | | | | | | | | | | | | | | | |
| 19-7068 | | | F | | | | | | | 38,17 | 65 | | | | | | 21,12 | | | |
| 1.8 GL Diesel (C14A) (44 kW) Eng.4D65 (09.86-04.88) 9/86-4/88 | | | | | | | | | | | | | | | | | | | | |
| 19-7068 | | | F | | | | | | | 38,17 | 65 | | | | | | 21,12 | | | |
| Colt III (C5_A) 1/88-12/92 | | | | | | | | | | | | | | | | | | | | |
| 1.3 (C51A) (51 kW) Eng.4G13 (8V) (07.88-12.90) 4/88-5/92 | | | | | | | | | | | | | | | | | | | | |
| 19-7068 | | -12/91 | F | | | | | | | 38,17 | 65 | | | | | | 21,12 | | | |
| 1.3 12V (C51A) (55 kW) Eng.4G13 (12V) (09.90-05.92) 4/88-5/92 | | | | | | | | | | | | | | | | | | | | |
| 19-7068 | | -12/91 | F | | | | | | | 38,17 | 65 | | | | | | 21,12 | | | |
| 1.3 GL (C61A) (44 kW) Eng.4G13 (8V) (07.88-12.90) 4/88-12/90 | | | | | | | | | | | | | | | | | | | | |
| 19-7068 | | | F | | | | | | | 38,17 | 65 | | | | | | 21,12 | | | |
| 1.5 Cat (C52A) (66 kW) Eng.4G15 (12V) 7/90-5/92 | | | | | | | | | | | | | | | | | | | | |
| 19-7068 | | -12/91 | F | | | | | | | 38,17 | 65 | | | | | | 21,12 | | | |
| 1.5 GLXi (C52A) (62 kW) Eng.4G15 (8V) (07.88-12.90) 4/88-5/92 | | | | | | | | | | | | | | | | | | | | |
| 19-7068 | | -12/91 | F | | | | | | | 38,17 | 65 | | | | | | 21,12 | | | |
| 1.6 GTi 16V (C53A) (91 kW) Eng.4G61 (04.88-12.89) 4/88-5/90 | | | | | | | | | | | | | | | | | | | | |
| 19-7068 | | | F | | | | | | | 38,17 | 65 | | | | | | 21,12 | | | |
| 1.8 Diesel GLX (C54A) (44 kW) Eng.4D65 (04.88-05.92) 4/88-5/92 | | | | | | | | | | | | | | | | | | | | |
| 19-7068 | | -12/91 | F | | | | | | | 38,17 | 65 | | | | | | 21,12 | | | |
| 1.8 GTi 16V Cat (C58A) (100 kW) Eng.4G67 (06.90-.) 6/90-5/92 | | | | | | | | | | | | | | | | | | | | |
| 19-7068 | | -12/91 | F | | | | | | | 38,17 | 65 | | | | | | 21,12 | | | |
| Colt IV (CA_A) 3/92-4/96 | | | | | | | | | | | | | | | | | | | | |
| 1.3 GLi 12V (CA1A) (55 kW) Eng.4G13 (12V) 4/92-4/96 | | | | | | | | | | | | | | | | | | | | |
| 19-7071 | | -11/94 | F | | | | | | | 40 | 74 | | | | | 34 | 36 | | | |
| 1.6 (CA4A) (66 kW) Eng.4G92 (SOHC 16V) 2/94-4/96 | | | | | | | | | | | | | | | | | | | | |
| 19-7071 | | | F | | | | | | | 40 | 74 | | | | | 34 | 36 | | | |

MITSUBISHI

| METELLI ref | Spare Parts | | F/R | L/R | | | ABS | A | B | C | D | E | F | G | H | I | L | M | Fig | NOTE |
|---|-------------|--------|-----|-----|--|--|-----|---|---|----|----|-----|-----|---|---|---|----|----|-----|-----------------|
| 1.6 GLXi 16V (CA4A) (83 kW) Eng.4G92 (SOHC 16V) (10.92-02.95) 4/92-4/96 | | | | | | | | | | | | | | | | | | | | |
| 19-7071 | | -11/94 | F | | | | | | | 40 | 74 | | | | | | 34 | 36 | | |
| 1.8 GTi 16V (CA5A) (103 kW) Eng.4G93 (DOHC 16V) 4/92-4/96 | | | | | | | | | | | | | | | | | | | | |
| 19-7071 | | -11/94 | F | | | | | | | 40 | 74 | | | | | | 34 | 36 | | |
| Colt V (CJ_, CP_) 9/95-8/04 | | | | | | | | | | | | | | | | | | | | |
| 1.5 12V (CJ2A) (69 kW) Eng.4G15 (12V) 6/96-8/04 | | | | | | | | | | | | | | | | | | | | |
| 19-7071 | | | F | | | | | | | 40 | 74 | | | | | | 34 | 36 | | |
| 1300 GL, GLX (CJ1A) (55 kW) Eng.4G13 (12V) 5/96-6/00 | | | | | | | | | | | | | | | | | | | | |
| 19-7071 | | -11/98 | F | | | | | | | 40 | 74 | | | | | | 34 | 36 | | |
| 1600 GLX (CJ4A) (66 kW) Eng.4G92 (SOHC 16V) 5/96-9/00 | | | | | | | | | | | | | | | | | | | | |
| 19-7071 | | -11/98 | F | | | | | | | 40 | 74 | | | | | | 34 | 36 | | |
| Colt VI (Z3_A, Z2_A)/ Mirage 6/04-6/12 | | | | | | | | | | | | | | | | | | | | |
| 1.1 (55 kW) Eng.3A91, M 134.910 (3A91) 10/04-6/12 | | | | | | | | | | | | | | | | | | | | |
| 19-2755 | | | R | | | | | | | | | | 137 | | | | 96 | | | +ABS |
| 19-2849 | | | F | | | | | | | | 75 | 137 | | | | | 76 | | | +ABS |
| 1.1 LPG (55 kW) Eng.3A91 10/04-6/12 | | | | | | | | | | | | | | | | | | | | |
| 19-2755 | | | R | | | | | | | | | | 137 | | | | 96 | | | +ABS |
| 19-2849 | | | F | | | | | | | | 75 | 137 | | | | | 76 | | | +ABS |
| 1.3 (70 kW) Eng.4A90, M 135.930 (4A90) 6/04-6/12 | | | | | | | | | | | | | | | | | | | | |
| 19-2755 | | | R | | | | | | | | | | 137 | | | | 96 | | | +ABS |
| 19-2849 | | | F | | | | | | | | 75 | 137 | | | | | 76 | | | +ABS |
| 1.3 LPG (70 kW) Eng.4A90 6/04-6/12 | | | | | | | | | | | | | | | | | | | | |
| 19-2755 | | | R | | | | | | | | | | 137 | | | | 96 | | | +ABS |
| 19-2849 | | | F | | | | | | | | 75 | 137 | | | | | 76 | | | +ABS |
| 1.5 (80 kW) Eng.4A91, M 135.950 (4A91) 6/04-6/12 | | | | | | | | | | | | | | | | | | | | |
| 19-2755 | | -06/10 | R | | | | | | | | | | 137 | | | | 96 | | | Mod. Z36A, +ABS |
| 19-2849 | | -06/10 | F | | | | | | | | 75 | 137 | | | | | 76 | | | Mod. Z36A, +ABS |

MITSUBISHI

| METELLI ref | Spare Parts | | F/R | L/R | | | ABS | A | B | C | D | E | F | G | H | I | L | M | Fig | NOTE |
|---|-------------|--------|-----|-----|--|--|-----|---|---|-------|------|-----|---|---|---|---|------|-------|-----|-------------|
| 1.5 CZT (110 kW) Eng.4G15T 3/05-6/12 | | | | | | | | | | | | | | | | | | | | |
| 19-2755 | | | R | | | | | | | | | 137 | | | | | 96 | | | Turbo, +ABS |
| 1.5 DI-D (50 kW) Eng.OM 639.939 8/04-6/12 | | | | | | | | | | | | | | | | | | | | |
| 19-2755 | | | R | | | | | | | | | 137 | | | | | 96 | | | +ABS |
| 19-2849 | | | F | | | | | | | | 75 | 137 | | | | | 76 | | | +ABS |
| 1.5 DI-D (70 kW) Eng.OM 639.939 8/04-6/12 | | | | | | | | | | | | | | | | | | | | |
| 19-2755 | | | R | | | | | | | | | 137 | | | | | 96 | | | +ABS |
| 19-2849 | | | F | | | | | | | | 75 | 137 | | | | | 76 | | | +ABS |
| Colt VI CZC Cabrio (RG) 5/06-7/09 | | | | | | | | | | | | | | | | | | | | |
| 1.5 (Z23) (80 kW) Eng.4A91, M 135.950 (4A91) 5/06-7/09 | | | | | | | | | | | | | | | | | | | | |
| 19-2849 | | | F | | | | | | | | 75 | 137 | | | | | 76 | | | +ABS |
| Cordia (A21_A, AB, AC) 1/81-7/89 | | | | | | | | | | | | | | | | | | | | |
| 1.6 GSL (A212A) (55 kW) Eng.4G32 10/82-12/86 | | | | | | | | | | | | | | | | | | | | |
| 19-7062 | | | R | | | | | | | 17,5 | 50,3 | | | | | | 14,2 | 14,7 | | |
| 19-7068 | | -12/85 | F | | | | | | | 38,17 | 65 | | | | | | | 21,12 | | |
| 1.6 Turbo (A212A) (84 kW) Eng.4G32 T 10/82-5/85 | | | | | | | | | | | | | | | | | | | | |
| 19-7062 | | | R | | | | | | | 17,5 | 50,3 | | | | | | 14,2 | 14,7 | | |
| 19-7068 | | | F | | | | | | | 38,17 | 65 | | | | | | | 21,12 | | |
| 1.6 Turbo (A212A) (85 kW) Eng.4G32 T (07.83-07.84) 7/83-5/85 | | | | | | | | | | | | | | | | | | | | |
| 19-7062 | | | R | | | | | | | 17,5 | 50,3 | | | | | | 14,2 | 14,7 | | |
| 19-7068 | | | F | | | | | | | 38,17 | 65 | | | | | | | 21,12 | | |
| 1.8 GSL (A215A) (66 kW) Eng.4G37 (10.86-12.86) 10/86-7/89 | | | | | | | | | | | | | | | | | | | | |
| 19-7062 | | | R | | | | | | | 17,5 | 50,3 | | | | | | 14,2 | 14,7 | | |
| 1.8 Turbo ECi (A213A) (100 kW) Eng.4G62 T (01.86-12.86) 10/84-7/89 | | | | | | | | | | | | | | | | | | | | |
| 19-7062 | | | R | | | | | | | 17,5 | 50,3 | | | | | | 14,2 | 14,7 | | |

MITSUBISHI

| METELLI ref | Spare Parts | F/R | L/R | ABS | A | B | C | D | E | F | G | H | I | L | M | Fig | NOTE |
|--|-------------|-----|-----|-----|---|---|------|------|---|---|---|---|---|------|------|-----|------|
| Galant I (A12_) 1/77-8/80 | | | | | | | | | | | | | | | | | |
| 1.6 (55 kW) Eng.4G32 1/77-8/80 | | | | | | | | | | | | | | | | | |
| 19-7062 | | F | | | | | 17,5 | 50,3 | | | | | | 14,2 | 14,7 | | |
| Galant I SW (A12_V) 1/69-12/82 | | | | | | | | | | | | | | | | | |
| 1.6 GL (A121V) (55 kW) Eng.4G32 1/79-8/80 | | | | | | | | | | | | | | | | | |
| 19-7062 | | F | | | | | 17,5 | 50,3 | | | | | | 14,2 | 14,7 | | |
| Galant II (A16_) 9/80-5/84 | | | | | | | | | | | | | | | | | |
| 1.6 GLX (A161A) (55 kW) Eng.4G32 9/80-5/84 | | | | | | | | | | | | | | | | | |
| 19-7062 | | F | | | | | 17,5 | 50,3 | | | | | | 14,2 | 14,7 | | |
| Galant II SW (A16_V) 9/80-5/84 | | | | | | | | | | | | | | | | | |
| 1.6 GLX (A161V) (55 kW) Eng.4G32 9/80-5/84 | | | | | | | | | | | | | | | | | |
| 19-7062 | | F | | | | | 17,5 | 50,3 | | | | | | 14,2 | 14,7 | | |
| Galant III (E1_A) 1/80-4/90 | | | | | | | | | | | | | | | | | |
| 1.6 GLX (E11A) (55 kW) Eng.4G32 6/84-4/90 | | | | | | | | | | | | | | | | | |
| 19-7062 | | R | | | | | 17,5 | 50,3 | | | | | | 14,2 | 14,7 | | |
| 1.8 Turbo-D (E14A) (60 kW) Eng.4D65 T 6/84-4/90 | | | | | | | | | | | | | | | | | |
| 19-7062 | | R | | | | | 17,5 | 50,3 | | | | | | 14,2 | 14,7 | | |
| 2.0 GLS (E15A) (66 kW) Eng.G63B (06.86-12.87) 6/86-4/90 | | | | | | | | | | | | | | | | | |
| 19-7062 | | R | | | | | 17,5 | 50,3 | | | | | | 14,2 | 14,7 | | |
| 2.0 GLS (E15A) (75 kW) Eng.4G63 (SOHC 8V) 6/84-4/90 | | | | | | | | | | | | | | | | | |
| 19-7062 | | R | | | | | 17,5 | 50,3 | | | | | | 14,2 | 14,7 | | |
| 2.0 Turbo ECi (E15A) (110 kW) Eng.4G63-T (SOHC 8V) (06.84-05.85) 6/84-4/90 | | | | | | | | | | | | | | | | | |
| 19-7062 | | R | | | | | 17,5 | 50,3 | | | | | | 14,2 | 14,7 | | |

MITSUBISHI

| METELLI ref | Spare Parts | | F/R | L/R | | | ABS | A | B | C | D | E | F | G | H | I | L | M | Fig | NOTE | |
|---|-------------|--|-----|-----|--|--|-----|---|---|------|------|---|---|---|---|------|------|---|-----|------|--|
| 2.4 GLS (E16A) (82 kW) Eng.G64B (02.86-12.87) 7/85-4/90 | | | | | | | | | | | | | | | | | | | | | |
| 19-7062 | | | R | | | | | | | 17,5 | 50,3 | | | | | 14,2 | 14,7 | | | | |
| Galant IV (E3_A) 1/87-12/92 | | | | | | | | | | | | | | | | | | | | | |
| 1.8 (E32A) (66 kW) Eng.4G37 11/88-10/92 | | | | | | | | | | | | | | | | | | | | | |
| 19-7062 | | | R | | | | | | | 17,5 | 50,3 | | | | | 14,2 | 14,7 | | | -ABS | |
| 1.8 Turbo-D (E34A) (55 kW) Eng.4D65 T (11.88-10.92) 11/88-10/92 | | | | | | | | | | | | | | | | | | | | | |
| 19-7062 | | | R | | | | | | | 17,5 | 50,3 | | | | | 14,2 | 14,7 | | | | |
| Galant IV Sedan (E3_A) 11/87-10/92 | | | | | | | | | | | | | | | | | | | | | |
| 1.8 (E32A) (63 kW) Eng.4G37 11/87-8/90 | | | | | | | | | | | | | | | | | | | | | |
| 19-7062 | | | R | | | | | | | 17,5 | 50,3 | | | | | 14,2 | 14,7 | | | -ABS | |
| 1.8 (E32A) (66 kW) Eng.4G37 11/87-10/92 | | | | | | | | | | | | | | | | | | | | | |
| 19-7062 | | | R | | | | | | | 17,5 | 50,3 | | | | | 14,2 | 14,7 | | | -ABS | |
| 1.8 Turbo-D (E34A) (55 kW) Eng.4D65 T (01.88-10.92) 12/87-10/92 | | | | | | | | | | | | | | | | | | | | | |
| 19-7062 | | | R | | | | | | | 17,5 | 50,3 | | | | | 14,2 | 14,7 | | | | |
| Lancer I (A7_) 2/73-9/79 | | | | | | | | | | | | | | | | | | | | | |
| 1.2 (A75A) (40 kW) Eng.4G36 (01.78-09.79) 1/78-9/79 | | | | | | | | | | | | | | | | | | | | | |
| 19-7062 | | | F | | | | | | | 17,5 | 50,3 | | | | | 14,2 | 14,7 | | | | |
| 1.4 (A72A) (50 kW) Eng.4G33 (01.78-09.79) 1/78-9/79 | | | | | | | | | | | | | | | | | | | | | |
| 19-7062 | | | F | | | | | | | 17,5 | 50,3 | | | | | 14,2 | 14,7 | | | | |
| 1.6 (A73A) (60 kW) Eng.4G32 GS (01.78-12.78) 1/78-9/79 | | | | | | | | | | | | | | | | | | | | | |
| 19-7062 | | | F | | | | | | | 17,5 | 50,3 | | | | | 14,2 | 14,7 | | | | |
| Lancer I Celeste Coupe (A7_) 1/75-12/81 | | | | | | | | | | | | | | | | | | | | | |
| 1.6 ST (A73A) (54 kW) Eng.4G32 1/77-6/81 | | | | | | | | | | | | | | | | | | | | | |
| 19-7062 | | | F | | | | | | | 17,5 | 50,3 | | | | | 14,2 | 14,7 | | | | |

MITSUBISHI

| METELLI ref | Spare Parts | | F/R | L/R | | | ABS | A | B | C | D | E | F | G | H | I | L | M | Fig | NOTE |
|---|-------------|--|-----|-----|--|--|-----|---|---|------|------|---|---|---|---|------|------|---|-----|------|
| 2.0 GSR (A78A) (66 kW) Eng.4G52 10/75-6/81 | | | | | | | | | | | | | | | | | | | | |
| 19-7062 | | | F | | | | | | | 17,5 | 50,3 | | | | | 14,2 | 14,7 | | | |
| 2.0 GSR (A78A) (71 kW) Eng.4G52 1/77-6/81 | | | | | | | | | | | | | | | | | | | | |
| 19-7062 | | | F | | | | | | | 17,5 | 50,3 | | | | | 14,2 | 14,7 | | | |
| 2.0 GSR (A78A) (77 kW) Eng.4G52 1/79-6/81 | | | | | | | | | | | | | | | | | | | | |
| 19-7062 | | | F | | | | | | | 17,5 | 50,3 | | | | | 14,2 | 14,7 | | | |
| Lancer I SW (A7_V) 1/78-9/79 | | | | | | | | | | | | | | | | | | | | |
| 1.4 (A72V) (50 kW) Eng.4G33 (01.78-09.79) 1/78-9/79 | | | | | | | | | | | | | | | | | | | | |
| 19-7062 | | | F | | | | | | | 17,5 | 50,3 | | | | | 14,2 | 14,7 | | | |
| Lancer II (A17_) 1/69-12/83 | | | | | | | | | | | | | | | | | | | | |
| 1.2 (A171) (40 kW) Eng.4G11 (01.80-12.81) 1/80-12/81 | | | | | | | | | | | | | | | | | | | | |
| 19-7062 | | | F | | | | | | | 17,5 | 50,3 | | | | | 14,2 | 14,7 | | | |
| 1.4 GLX (A172) (50 kW) Eng.4G12 (09.79-02.83) 9/79-2/83 | | | | | | | | | | | | | | | | | | | | |
| 19-7062 | | | F | | | | | | | 17,5 | 50,3 | | | | | 14,2 | 14,7 | | | |
| 1.6 (A174) (60 kW) Eng.4G32 GS 9/79-2/83 | | | | | | | | | | | | | | | | | | | | |
| 19-7062 | | | F | | | | | | | 17,5 | 50,3 | | | | | 14,2 | 14,7 | | | |
| 1.6 (A174) (62 kW) Eng.4G32 GS 1/81-2/83 | | | | | | | | | | | | | | | | | | | | |
| 19-7062 | | | F | | | | | | | 17,5 | 50,3 | | | | | 14,2 | 14,7 | | | |
| Lancer II F (A15_) 1/83-9/86 | | | | | | | | | | | | | | | | | | | | |
| 1.2 GLX (A171) (40 kW) Eng.4G11 (03.83-01.84) 3/83-1/84 | | | | | | | | | | | | | | | | | | | | |
| 19-7062 | | | R | | | | | | | 17,5 | 50,3 | | | | | 14,2 | 14,7 | | | |
| 1.4 GLX (A172) (51 kW) Eng.4G12 (03.83-01.84) 3/83-1/84 | | | | | | | | | | | | | | | | | | | | |
| 19-7062 | | | R | | | | | | | 17,5 | 50,3 | | | | | 14,2 | 14,7 | | | |
| 1.4 Turbo (77 kW) Eng.4G12 T (03.83-01.84) 3/83-1/84 | | | | | | | | | | | | | | | | | | | | |
| 19-7062 | | | R | | | | | | | 17,5 | 50,3 | | | | | 14,2 | 14,7 | | | |

MITSUBISHI

| METELLI ref | Spare Parts | | F/R | L/R | | ABS | A | B | C | D | E | F | G | H | I | L | M | Fig | NOTE |
|--|-------------|--|-----|-----|--|-----|---|---|-------|------|---|---|---|---|------|-------|---|-----|------|
| 19-7068 | | | F | | | | | | 38,17 | 65 | | | | | | 21,12 | | | |
| Lancer III (C1_A, C6_A) 10/83-6/92 | | | | | | | | | | | | | | | | | | | |
| 1.2 (C65A) (44 kW) Eng.4G16 (08.86-04.88) 8/86-4/88 | | | | | | | | | | | | | | | | | | | |
| 19-7068 | | | F | | | | | | 38,17 | 65 | | | | | | 21,12 | | | |
| 1.2 GL (C15AS) (40 kW) Eng.4G16 (01.84-10.86) 1/84-10/86 | | | | | | | | | | | | | | | | | | | |
| 19-7068 | | | F | | | | | | 38,17 | 65 | | | | | | 21,12 | | | |
| 1.5 GLX (C12AS) (51 kW) Eng.G15B (06.85-04.88) 6/85-4/88 | | | | | | | | | | | | | | | | | | | |
| 19-7068 | | | F | | | | | | 38,17 | 65 | | | | | | 21,12 | | | |
| 1.5 GLX (C12AS) (55 kW) Eng.4G15 (8V) 11/83-4/88 | | | | | | | | | | | | | | | | | | | |
| 19-7068 | | | F | | | | | | 38,17 | 65 | | | | | | 21,12 | | | |
| 1.8 Diesel (C14AS) (43 kW) Eng.4D65 1/84-9/86 | | | | | | | | | | | | | | | | | | | |
| 19-7068 | | | F | | | | | | 38,17 | 65 | | | | | | 21,12 | | | |
| 1.8 Diesel (C14AS) (44 kW) Eng.4D65 (09.86-04.88) 9/86-4/88 | | | | | | | | | | | | | | | | | | | |
| 19-7068 | | | F | | | | | | 38,17 | 65 | | | | | | 21,12 | | | |
| Lancer III SW (C1_V, C3_V) 9/85-8/92 | | | | | | | | | | | | | | | | | | | |
| 1.5 (C12V) (51 kW) Eng.G15B (09.85-11.88) 9/85-8/89 | | | | | | | | | | | | | | | | | | | |
| 19-7062 | | | R | | | | | | 17,5 | 50,3 | | | | | 14,2 | 14,7 | | | |
| 19-7068 | | | F | | | | | | 38,17 | 65 | | | | | | 21,12 | | | |
| 1.5 (C12V) (55 kW) Eng.4G15 (8V) 9/85-12/87 | | | | | | | | | | | | | | | | | | | |
| 19-7062 | | | R | | | | | | 17,5 | 50,3 | | | | | 14,2 | 14,7 | | | |
| 19-7068 | | | F | | | | | | 38,17 | 65 | | | | | | 21,12 | | | |
| 1.5 (C12V) (61 kW) Eng.4G15 (8V) (09.88-12.90) 9/88-12/90 | | | | | | | | | | | | | | | | | | | |
| 19-7062 | | | R | | | | | | 17,5 | 50,3 | | | | | 14,2 | 14,7 | | | |
| 19-7068 | | | F | | | | | | 38,17 | 65 | | | | | | 21,12 | | | |
| 1.5 12V (C12V) (66 kW) Eng.4G15 (12V) (09.90-12.90) 9/90-12/91 | | | | | | | | | | | | | | | | | | | |
| 19-7062 | | | R | | | | | | 17,5 | 50,3 | | | | | 14,2 | 14,7 | | | |
| 19-7068 | | | F | | | | | | 38,17 | 65 | | | | | | 21,12 | | | |

MITSUBISHI

| METELLI ref | Spare Parts | | F/R | L/R | | | ABS | A | B | C | D | E | F | G | H | I | L | M | Fig | NOTE |
|---|-------------|--------|-----|-----|--|--|-----|---|---|-------|------|---|---|---|---|---|------|-------|-----|------|
| 1.8 4WD (C37V) (61 kW) Eng.G37B (01.87-08.89) 1/87-8/89 | | | | | | | | | | | | | | | | | | | | |
| 19-7062 | | | R | | | | | | | 17,5 | 50,3 | | | | | | 14,2 | 14,7 | | |
| 19-7068 | | | F | | | | | | | 38,17 | 65 | | | | | | | 21,12 | | |
| 1.8 4WD (C37V) (63 kW) Eng.4G37 3/89-12/90 | | | | | | | | | | | | | | | | | | | | |
| 19-7062 | | | R | | | | | | | 17,5 | 50,3 | | | | | | 14,2 | 14,7 | | |
| 19-7068 | | | F | | | | | | | 38,17 | 65 | | | | | | | 21,12 | | |
| 1.8 4WD (C37V) (66 kW) Eng.4G37 (01.87-12.87) 1/87-12/87 | | | | | | | | | | | | | | | | | | | | |
| 19-7062 | | | R | | | | | | | 17,5 | 50,3 | | | | | | 14,2 | 14,7 | | |
| 19-7068 | | | F | | | | | | | 38,17 | 65 | | | | | | | 21,12 | | |
| 1.8 4WD (C37V) (69 kW) Eng.4G37 8/90-6/92 | | | | | | | | | | | | | | | | | | | | |
| 19-7062 | | | R | | | | | | | 17,5 | 50,3 | | | | | | 14,2 | 14,7 | | |
| 19-7068 | | -12/90 | F | | | | | | | 38,17 | 65 | | | | | | | 21,12 | | |
| 1.8 D (C14V) (43 kW) Eng.4D65 9/85-9/86 | | | | | | | | | | | | | | | | | | | | |
| 19-7062 | | | R | | | | | | | 17,5 | 50,3 | | | | | | 14,2 | 14,7 | | |
| 19-7068 | | 01/86- | F | | | | | | | 38,17 | 65 | | | | | | | 21,12 | | |
| 1.8 D (C14V) (44 kW) Eng.4D65 (09.86-05.92) 8/86-6/92 | | | | | | | | | | | | | | | | | | | | |
| 19-7062 | | | R | | | | | | | 17,5 | 50,3 | | | | | | 14,2 | 14,7 | | |
| 19-7068 | | -11/88 | F | | | | | | | 38,17 | 65 | | | | | | | 21,12 | | |
| Lancer IV (C6_A, C7_A) 4/88-12/97 | | | | | | | | | | | | | | | | | | | | |
| 1.3 (C61A) (44 kW) Eng.4G13 (8V) (07.88-12.90) 4/88-5/92 | | | | | | | | | | | | | | | | | | | | |
| 19-7068 | | | F | | | | | | | 38,17 | 65 | | | | | | | 21,12 | | |
| 1.3 (C61A) (51 kW) Eng.4G13 (8V), G13B 8/88-5/92 | | | | | | | | | | | | | | | | | | | | |
| 19-7068 | | | F | | | | | | | 38,17 | 65 | | | | | | | 21,12 | | |
| 1.3 12V (C61A) (55 kW) Eng.4G13 (12V) (01.91-06.92) 7/90-6/92 | | | | | | | | | | | | | | | | | | | | |
| 19-7068 | | | F | | | | | | | 38,17 | 65 | | | | | | | 21,12 | | |
| 1.5 (C62A) (56 kW) Eng.4G15 (8V) 9/88-8/90 | | | | | | | | | | | | | | | | | | | | |
| 19-7068 | | | F | | | | | | | 38,17 | 65 | | | | | | | 21,12 | | |

MITSUBISHI

| METELLI ref | Spare Parts | | F/R | L/R | | | ABS | A | B | C | D | E | F | G | H | I | L | M | Fig | NOTE |
|--|-------------|--|-----|-----|--|--|-----|---|---|-------|----|---|---|---|---|---|----|-------|-----|------|
| 1.5 (C62A) (62 kW) Eng.4G15 (12V) 4/88-5/92 | | | | | | | | | | | | | | | | | | | | |
| 19-7068 | | | F | | | | | | | 38,17 | 65 | | | | | | | 21,12 | | |
| 1.5 12V (C62A) (66 kW) Eng.4G15 (12V) (09.90-12.90) 6/90-5/92 | | | | | | | | | | | | | | | | | | | | |
| 19-7068 | | | F | | | | | | | 38,17 | 65 | | | | | | | 21,12 | | |
| 1.8 GLX Diesel (C64A) (44 kW) Eng.4D65 (04.88-05.92) 4/88-5/92 | | | | | | | | | | | | | | | | | | | | |
| 19-7068 | | | F | | | | | | | 38,17 | 65 | | | | | | | 21,12 | | |
| Lancer IV Hatchback (C6_A, C7_A) 4/88-5/94 | | | | | | | | | | | | | | | | | | | | |
| 1.3 12V (C61A) (55 kW) Eng.4G13 (12V) (06.92-06.92) 6/92-5/94 | | | | | | | | | | | | | | | | | | | | |
| 19-7068 | | | F | | | | | | | 38,17 | 65 | | | | | | | 21,12 | | |
| 1.5 12V (C62A) (66 kW) Eng.4G15 (12V) (09.90-12.90) 5/89-5/92 | | | | | | | | | | | | | | | | | | | | |
| 19-7068 | | | F | | | | | | | 38,17 | 65 | | | | | | | 21,12 | | |
| 1.6 16V (C76A, C66A) (83 kW) Eng.4G92 (SOHC 16V) (10.92-05.94) 6/92-5/94 | | | | | | | | | | | | | | | | | | | | |
| 19-7068 | | | F | | | | | | | 38,17 | 65 | | | | | | | 21,12 | | |
| 1.8 D (C64A) (44 kW) Eng.4D65 (04.88-05.92) 4/88-5/92 | | | | | | | | | | | | | | | | | | | | |
| 19-7068 | | | F | | | | | | | 38,17 | 65 | | | | | | | 21,12 | | |
| 1.8 GTi 16V (C68A) (100 kW) Eng.4G67 (11.89-.) 11/89-5/92 | | | | | | | | | | | | | | | | | | | | |
| 19-7068 | | | F | | | | | | | 38,17 | 65 | | | | | | | 21,12 | | |
| Lancer V (CB_A, CD_A, CE_A)/ Libero 7/91-12/96 | | | | | | | | | | | | | | | | | | | | |
| 1.3 (CB1A) (55 kW) Eng.4G13 (12V) 6/92-12/96 | | | | | | | | | | | | | | | | | | | | |
| 19-7071 | | | F | | | | | | | 40 | 74 | | | | | | 34 | 36 | | |
| 1.6 16V (CB4A) (83 kW) Eng.4G92 (SOHC 16V) (10.92-02.95) 6/92-12/96 | | | | | | | | | | | | | | | | | | | | |
| 19-7071 | | | F | | | | | | | 40 | 74 | | | | | | 34 | 36 | | |
| 1.8 16V (CB5A) (103 kW) Eng.4G93 (DOHC 16V) 6/92-12/93 | | | | | | | | | | | | | | | | | | | | |
| 19-7071 | | | F | | | | | | | 40 | 74 | | | | | | 34 | 36 | | |

MITSUBISHI

| METELLI ref | Spare Parts | | F/R | L/R | | ABS | A | B | C | D | E | F | G | H | I | L | M | Fig | NOTE |
|--|-------------|--------|-----|-----|--|-----|---|---|----|----|---|---|---|---|----|----|---|-----|------|
| 2.0 Diesel (CB8A) (50 kW) Eng.4D68 (06.92-.) 6/92-12/96 | | | | | | | | | | | | | | | | | | | |
| 19-7071 | | -11/94 | F | | | | | | 40 | 74 | | | | | 34 | 36 | | | |
| Lancer V SW (CB_W, CD_W)/ Libero 12/92-12/07 | | | | | | | | | | | | | | | | | | | |
| 1.6 16V (CB4W) (83 kW) Eng.4G92 (SOHC 16V) (12.92-02.95) 12/92-10/03 | | | | | | | | | | | | | | | | | | | |
| 19-7071 | | -11/98 | F | | | | | | 40 | 74 | | | | | 34 | 36 | | | |
| Lancer VI (CJ-CP_) 9/95-8/03 | | | | | | | | | | | | | | | | | | | |
| 1.3 12V (CK1A) (55 kW) Eng.4G13 (12V) 12/95-8/03 | | | | | | | | | | | | | | | | | | | |
| 19-7071 | | -12/98 | F | | | | | | 40 | 74 | | | | | 34 | 36 | | | |
| 1.5 12V (CK2A) (69 kW) Eng.4G15 (12V) 7/96-8/03 | | | | | | | | | | | | | | | | | | | |
| 19-7071 | | | F | | | | | | 40 | 74 | | | | | 34 | 36 | | | |
| 1.6 16V (CK4A) (66 kW) Eng.4G92 (SOHC 16V) 12/95-8/03 | | | | | | | | | | | | | | | | | | | |
| 19-7071 | | -11/98 | F | | | | | | 40 | 74 | | | | | 34 | 36 | | | |
| Lancer VIII (CY_A, CZ_A)/Lancer Fortis/Galant Fort 3/07-1/70 | | | | | | | | | | | | | | | | | | | |
| 1.5 Bifuel (80 kW) Eng.4A91 2/10-1/70 | | | | | | | | | | | | | | | | | | | |
| 19-2800 | | | F | | | | | | 43 | 80 | | | | | | 40 | | | |
| 1.8 Bifuel (105 kW) Eng.4B10 1/10-1/70 | | | | | | | | | | | | | | | | | | | |
| 19-2800 | | | F | | | | | | 43 | 80 | | | | | | 40 | | | |
| 1.8 Flexfuel (103 kW) Eng.4B10 3/09-1/70 | | | | | | | | | | | | | | | | | | | |
| 19-2800 | | | F | | | | | | 43 | 80 | | | | | | 40 | | | |
| 1.8 Flexfuel (CY3A) (105 kW) Eng.4B10 1/10-1/70 | | | | | | | | | | | | | | | | | | | |
| 19-2800 | | | F | | | | | | 43 | 80 | | | | | | 40 | | | |
| 1.8 Mivec (110 kW) Eng.4B10 11/09-1/70 | | | | | | | | | | | | | | | | | | | |
| 19-2800 | | | F | | | | | | 43 | 80 | | | | | | 40 | | | |
| 1.8 MIVEC (CY3A, CY6A) (102 kW) Eng.4B10, 4J10 3/09-1/70 | | | | | | | | | | | | | | | | | | | |
| 19-2800 | | | F | | | | | | 43 | 80 | | | | | | 40 | | | |

MITSUBISHI

| METELLI ref | Spare Parts | | F/R | L/R | | | ABS | A | B | C | D | E | F | G | H | I | L | M | Fig | NOTE |
|---|-------------|--|-----|-----|--|--|-----|---|---|----|----|---|---|---|---|---|---|----|-----|------|
| 2.0 (108 kW) Eng.4B11 1/09-1/70 | | | | | | | | | | | | | | | | | | | | |
| 19-2800 | | | F | | | | | | | 43 | 80 | | | | | | | 40 | | |
| 2.0 (115 kW) Eng.4B11 9/07-1/70 | | | | | | | | | | | | | | | | | | | | |
| 19-2800 | | | F | | | | | | | 43 | 80 | | | | | | | 40 | | |
| 2.0 (CY4A) (110 kW) Eng.4B11 1/13-1/70 | | | | | | | | | | | | | | | | | | | | |
| 19-2800 | | | F | | | | | | | 43 | 80 | | | | | | | 40 | | |
| 2.0 EVO X (257 kW) Eng.- 10/11-1/70 | | | | | | | | | | | | | | | | | | | | |
| 19-2800 | | | F | | | | | | | 43 | 80 | | | | | | | 40 | | |
| 2.0 EVO X (296 kW) Eng.- 6/09-1/70 | | | | | | | | | | | | | | | | | | | | |
| 19-2800 | | | F | | | | | | | 43 | 80 | | | | | | | 40 | | |
| 2.0 i 4WD (113 kW) Eng.4B11 3/07-1/70 | | | | | | | | | | | | | | | | | | | | |
| 19-2800 | | | F | | | | | | | 43 | 80 | | | | | | | 40 | | |
| 2.0 i Ralliart 4WD (CY4A) (177 kW) Eng.4B11-T/C 10/08-1/70 | | | | | | | | | | | | | | | | | | | | |
| 19-2800 | | | F | | | | | | | 43 | 80 | | | | | | | 40 | | |
| EVO X - FQ330 (CZ4A) (242 kW) Eng.4B11-FQ30 3/08-6/15 | | | | | | | | | | | | | | | | | | | | |
| 19-2800 | | | F | | | | | | | 43 | 80 | | | | | | | 40 | | |
| EVO X - FQ360 (CZ4A) (264 kW) Eng.4B11-FQ60 3/08-6/15 | | | | | | | | | | | | | | | | | | | | |
| 19-2800 | | | F | | | | | | | 43 | 80 | | | | | | | 40 | | |
| EVO X (CZ4A) (221 kW) Eng.4B11-T/C 6/08-3/15 | | | | | | | | | | | | | | | | | | | | |
| 19-2800 | | | F | | | | | | | 43 | 80 | | | | | | | 40 | | |
| Lancer VIII Sportback (CX_A)/ Galant Fortis 10/07-1/70 | | | | | | | | | | | | | | | | | | | | |
| 1.5 Bifuel (80 kW) Eng.4A91 3/10-1/70 | | | | | | | | | | | | | | | | | | | | |
| 19-2800 | | | F | | | | | | | 43 | 80 | | | | | | | 40 | | |
| 1.8 Bifuel (105 kW) Eng.4B10 2/10-1/70 | | | | | | | | | | | | | | | | | | | | |
| 19-2800 | | | F | | | | | | | 43 | 80 | | | | | | | 40 | | |

MITSUBISHI

| METELLI ref | Spare Parts | | F/R | L/R | | | ABS | A | B | C | D | E | F | G | H | I | L | M | Fig | NOTE |
|---|-------------|--|-----|-----|--|--|-----|---|---|-------|----|---|---|---|---|---|---|-------|-----|------|
| 1.8 Flex (103 kW) Eng.4B10 3/09-1/70 | | | | | | | | | | | | | | | | | | | | |
| 19-2800 | | | F | | | | | | | 43 | 80 | | | | | | | 40 | | |
| Mirage II Hatchback (C10) 10/83-1/88 | | | | | | | | | | | | | | | | | | | | |
| 1.5 (64 kW) Eng.G15B 10/83-8/86 | | | | | | | | | | | | | | | | | | | | |
| 19-7068 | | | F | | | | | | | 38,17 | 65 | | | | | | | 21,12 | | |
| Outlander II (CW_W) 11/06-12/12 | | | | | | | | | | | | | | | | | | | | |
| 2.0 4WD (108 kW) Eng.4B11 11/06-11/12 | | | | | | | | | | | | | | | | | | | | |
| 19-2800 | | | F | | | | | | | 43 | 80 | | | | | | | 40 | | |
| 2.4 (CW5W) (125 kW) Eng.4B12 11/06-11/12 | | | | | | | | | | | | | | | | | | | | |
| 19-2800 | | | F | | | | | | | 43 | 80 | | | | | | | 40 | | |
| 2.4 Flex 4WD (125 kW) Eng.4B12 9/07-11/12 | | | | | | | | | | | | | | | | | | | | |
| 19-2800 | | | F | | | | | | | 43 | 80 | | | | | | | 40 | | |
| 3.0 4WD (169 kW) Eng.6B31 9/10-12/12 | | | | | | | | | | | | | | | | | | | | |
| 19-2800 | | | F | | | | | | | 43 | 80 | | | | | | | 40 | | |
| 3.0 4WD (CW6W) (162 kW) Eng.6B31 11/06-11/12 | | | | | | | | | | | | | | | | | | | | |
| 19-2800 | | | F | | | | | | | 43 | 80 | | | | | | | 40 | | |
| Outlander III (GG_W, GF_W, ZJ) 8/12-1/70 | | | | | | | | | | | | | | | | | | | | |
| 2.0 (112 kW) Eng.4J11 4/13-1/70 | | | | | | | | | | | | | | | | | | | | |
| 19-2800 | | | F | | | | | | | 43 | 80 | | | | | | | 40 | | |
| 2.0 (GF2W) (107 kW) Eng.4B11 10/12-1/70 | | | | | | | | | | | | | | | | | | | | |
| 19-2800 | | | F | | | | | | | 43 | 80 | | | | | | | 40 | | |
| 2.0 4WD (GF2W) (107 kW) Eng.4B11 10/12-1/70 | | | | | | | | | | | | | | | | | | | | |
| 19-2800 | | | F | | | | | | | 43 | 80 | | | | | | | 40 | | |
| 2.0 Bifuel (107 kW) Eng.4J11 10/12-1/70 | | | | | | | | | | | | | | | | | | | | |
| 19-2800 | | | F | | | | | | | 43 | 80 | | | | | | | 40 | | |

MITSUBISHI

| METELLI ref | Spare Parts | | F/R | L/R | | | ABS | A | B | C | D | E | F | G | H | I | L | M | Fig | NOTE |
|---|-------------|--|-----|-----|--|--|-----|---|---|------|------|---|---|---|---|---|---|---|------|------|
| 2.0 Bifuel 4WD (107 kW) Eng.4J11 10/12-1/70 | | | | | | | | | | | | | | | | | | | | |
| 19-2800 | | | F | | | | | | | 43 | 80 | | | | | | | | 40 | |
| 2.0 Hybrid 4WD (GG2W) (87 kW) Eng.4B11, S61, Y61 1/14-1/70 | | | | | | | | | | | | | | | | | | | | |
| 19-2800 | | | F | | | | | | | 43 | 80 | | | | | | | | 40 | |
| 2.0 Hybrid 4WD (GG2W) (89 kW) Eng.4B11, S61, Y61 12/12-1/70 | | | | | | | | | | | | | | | | | | | | |
| 19-2800 | | | F | | | | | | | 43 | 80 | | | | | | | | 40 | |
| 2.0 Hybrid 4WD (GG2W) (139 kW) Eng.4B11, S61, Y61 12/12-1/70 | | | | | | | | | | | | | | | | | | | | |
| 19-2800 | | | F | | | | | | | 43 | 80 | | | | | | | | 40 | |
| 2.2 DiD 4WD (132 kW) Eng.4N14 5/15-1/70 | | | | | | | | | | | | | | | | | | | | |
| 19-2800 | | | F | | | | | | | 43 | 80 | | | | | | | | 40 | |
| 2.4 (GF3W) (124 kW) Eng.4B12, 4J12 8/12-1/70 | | | | | | | | | | | | | | | | | | | | |
| 19-2800 | | | F | | | | | | | 43 | 80 | | | | | | | | 40 | |
| 2.4 4WD (123 kW) Eng.4B12 10/12-1/70 | | | | | | | | | | | | | | | | | | | | |
| 19-2800 | | | F | | | | | | | 43 | 80 | | | | | | | | 40 | |
| 2.4 4WD (GF3W) (124 kW) Eng.4B12, 4J12 10/12-1/70 | | | | | | | | | | | | | | | | | | | | |
| 19-2800 | | | F | | | | | | | 43 | 80 | | | | | | | | 40 | |
| 2.4 Hybrid 4WD (GG3W) (99 kW) Eng.4B12 9/18-1/70 | | | | | | | | | | | | | | | | | | | | |
| 19-2800 | | | F | | | | | | | 43 | 80 | | | | | | | | 40 | |
| Pajero I (L04_G, L14_G)/ Montero/ Shogun 1/82-12/91 | | | | | | | | | | | | | | | | | | | | |
| 2.5 TD (L044G, L049G) (64 kW) Eng.4D56-T (01.90-) 4/87-12/91 | | | | | | | | | | | | | | | | | | | | |
| 19-7065 | | | F | | | | | | | 45,2 | 73,4 | | | | | | | | 19,6 | 19,8 |
| 2.5 TD (L044G, L049G) (70 kW) Eng.4D56-T 11/89-11/90 | | | | | | | | | | | | | | | | | | | | |
| 19-7065 | | | F | | | | | | | 45,2 | 73,4 | | | | | | | | 19,6 | 19,8 |
| 3.0 V6 (L141G, L146G) (104 kW) Eng.6G72 (SOHC 12V) 11/88-11/90 | | | | | | | | | | | | | | | | | | | | |
| 19-7065 | | | F | | | | | | | 45,2 | 73,4 | | | | | | | | 19,6 | 19,8 |

MITSUBISHI

| METELLI ref | Spare Parts | | F/R | L/R | | ABS | A | B | C | D | E | F | G | H | I | L | M | Fig | NOTE |
|--|-------------|-------------|-----|-----|--|-----|---|---|------|------|---|---|---|---|---|------|------|-----|------|
| Pajero I Canvas Top (L04_G)/Montero/Shogun 12/82-11/90 | | | | | | | | | | | | | | | | | | | |
| 2.3 TD (L043G, L048G) (62 kW) Eng.4D55-T 12/82-4/86 | | | | | | | | | | | | | | | | | | | |
| 19-7065 | | | F | | | | | | 45,2 | 73,4 | | | | | | 19,6 | 19,8 | | |
| 2.5 TD (L044G, L049G) (62 kW) Eng.4D56-T (05.86-.) 5/86-10/89 | | | | | | | | | | | | | | | | | | | |
| 19-7065 | | | F | | | | | | 45,2 | 73,4 | | | | | | 19,6 | 19,8 | | |
| 2.5 TD (L044G, L049G) (70 kW) Eng.4D56-T 11/89-11/90 | | | | | | | | | | | | | | | | | | | |
| 19-7065 | | | F | | | | | | 45,2 | 73,4 | | | | | | 19,6 | 19,8 | | |
| 2.6 (L042G, L047G) (76 kW) Eng.4G54 (01.83-12.88) 1/83-11/90 | | | | | | | | | | | | | | | | | | | |
| 19-7065 | | | F | | | | | | 45,2 | 73,4 | | | | | | 19,6 | 19,8 | | |
| Pajero II (V3_W, V2_W, V4_W)/Montero/Shogun 12/90-4/00 | | | | | | | | | | | | | | | | | | | |
| 2.5 TD 4WD (V24C, V24W) (73 kW) Eng.4D56-TD (05.91-.) 12/90-10/99 | | | | | | | | | | | | | | | | | | | |
| 19-7065 | | | F | | | | | | 45,2 | 73,4 | | | | | | 19,6 | 19,8 | | |
| 2.8 TD (V46W, V26W) (92 kW) Eng.4M40-T 6/94-10/99 | | | | | | | | | | | | | | | | | | | |
| 19-7065 | | 11/97-08/99 | F | | | | | | 45,2 | 73,4 | | | | | | 19,6 | 19,8 | | |
| 3.0 V6 24V (V43W, V23W) (130 kW) Eng.6G72 (SOHC 24V) 6/97-10/99 | | | | | | | | | | | | | | | | | | | |
| 19-7065 | | | F | | | | | | 45,2 | 73,4 | | | | | | 19,6 | 19,8 | | |
| 3.0 V6 24V (V43W, V23W) (133 kW) Eng.6G72 (SOHC 24V) 6/94-5/97 | | | | | | | | | | | | | | | | | | | |
| 19-7065 | | | F | | | | | | 45,2 | 73,4 | | | | | | 19,6 | 19,8 | | |
| 3.0 V6 4WD (V23W, V43W, V23C) (110 kW) Eng.6G72 (SOHC 12V) 12/90-12/95 | | | | | | | | | | | | | | | | | | | |
| 19-7065 | | | F | | | | | | 45,2 | 73,4 | | | | | | 19,6 | 19,8 | | |
| Pajero II Canvas Top (V2_W, V4_W)/Montero 12/90-12/06 | | | | | | | | | | | | | | | | | | | |
| 2.5 TD 4WD (V24C, V24W) (73 kW) Eng.4D56-TD (05.91-.) 12/90-4/00 | | | | | | | | | | | | | | | | | | | |
| 19-7065 | | | F | | | | | | 45,2 | 73,4 | | | | | | 19,6 | 19,8 | | |
| 3.0 V6 (V23W, v43W, V23C) (110 kW) Eng.6G72 (SOHC 12V) 12/90-12/95 | | | | | | | | | | | | | | | | | | | |
| 19-7065 | | | F | | | | | | 45,2 | 73,4 | | | | | | 19,6 | 19,8 | | |

MITSUBISHI

| METELLI ref | Spare Parts | | F/R | L/R | | | ABS | A | B | C | D | E | F | G | H | I | L | M | Fig | NOTE | |
|---|-------------|--------|-----|-----|--|--|-----|---|---|------|------|---|---|---|---|------|------|---|-----|-----------|--|
| 3.0 V6 24V (V23W, V23C) (133 kW) Eng.6G72 (SOHC 24V) 6/94-4/00 | | | | | | | | | | | | | | | | | | | | | |
| 19-7065 | | | F | | | | | | | 45,2 | 73,4 | | | | | 19,6 | 19,8 | | | | |
| Pajero IV Classic (V2_W)/Shogun/Montero Classic 7/01-1/70 | | | | | | | | | | | | | | | | | | | | | |
| 2.5 TD (85 kW) Eng.4D56-T 7/01-1/70 | | | | | | | | | | | | | | | | | | | | | |
| 19-7065 | | | F | | | | | | | 45,2 | 73,4 | | | | | 19,6 | 19,8 | | | Mod. V24W | |
| Pajero Pinin (H6_W, H7_W)/IO/Shogun Pinin/Montero 4/99-1/70 | | | | | | | | | | | | | | | | | | | | | |
| 1.8 GDI (H66W, H76W) (88 kW) Eng.4G93 (GDI) 10/99-10/01 | | | | | | | | | | | | | | | | | | | | | |
| 19-7071 | | -08/01 | F | | | | | | | 40 | 74 | | | | | 34 | 36 | | | | |
| Pajero Sport I (K7_, K9_)/ Sport Wagon/ Challenger 9/96-1/70 | | | | | | | | | | | | | | | | | | | | | |
| 2.5 TD (K94W, K74T) (85 kW) Eng.4D56-T 7/02-1/70 | | | | | | | | | | | | | | | | | | | | | |
| 19-7065 | | | F | | | | | | | 45,2 | 73,4 | | | | | 19,6 | 19,8 | | | | |
| 2.5 TD (K94W) (73 kW) Eng.4D56-T 11/98-1/70 | | | | | | | | | | | | | | | | | | | | | |
| 19-7065 | | | F | | | | | | | 45,2 | 73,4 | | | | | 19,6 | 19,8 | | | | |
| 3.0 V6 (K96W) (125 kW) Eng.6G72 (SOHC 24V) 6/00-1/70 | | | | | | | | | | | | | | | | | | | | | |
| 19-7065 | | | F | | | | | | | 45,2 | 73,4 | | | | | 19,6 | 19,8 | | | | |
| 3.0 V6 (K96W) (130 kW) Eng.6G72 (SOHC 24V) 11/98-10/00 | | | | | | | | | | | | | | | | | | | | | |
| 19-7065 | | | F | | | | | | | 45,2 | 73,4 | | | | | 19,6 | 19,8 | | | | |
| Sapporo I (A12_) 1/78-12/83 | | | | | | | | | | | | | | | | | | | | | |
| 1.6 SL,GL (A121) (55 kW) Eng.4G32 4/78-7/80 | | | | | | | | | | | | | | | | | | | | | |
| 19-7062 | | | F | | | | | | | 17,5 | 50,3 | | | | | 14,2 | 14,7 | | | | |

MITSUBISHI

| METELLI ref | Spare Parts | | F/R | L/R | | | ABS | A | B | C | D | E | F | G | H | I | L | M | Fig | NOTE |
|---|-------------|--------|-----|-----|--|--|-----|---|---|-------|------|---|---|---|---|---|------|-------|-----|------|
| Sapporo II (A16_A) 8/80-9/84 | | | | | | | | | | | | | | | | | | | | |
| 1.6 GLX (A161A) (55 kW) Eng.4G32 8/80-9/84 | | | | | | | | | | | | | | | | | | | | |
| 19-7062 | | | F | | | | | | | 17,5 | 50,3 | | | | | | 14,2 | 14,7 | | |
| Sapporo III (E16A) 3/84-8/90 | | | | | | | | | | | | | | | | | | | | |
| 2.4 (E16A) (91 kW) Eng.4G64 (8V) (06.87-08.90) 6/87-8/90 | | | | | | | | | | | | | | | | | | | | |
| 19-7062 | | | R | | | | | | | 17,5 | 50,3 | | | | | | 14,2 | 14,7 | | |
| Space Wagon I (D0_V/W)/ Chariot 1/83-12/91 | | | | | | | | | | | | | | | | | | | | |
| 1.8 4WD (D05V, D05W) (66 kW) Eng.4G37 (10.87-12.87) 10/87-8/88 | | | | | | | | | | | | | | | | | | | | |
| 19-7068 | | | R | | | | | | | 38,17 | 65 | | | | | | | 21,12 | | |
| 1.8 GLX (D05V, D05W) (66 kW) Eng.4G37 (01.84-12.87) 1/84-12/88 | | | | | | | | | | | | | | | | | | | | |
| 19-7062 | | | R | | | | | | | 17,5 | 50,3 | | | | | | 14,2 | 14,7 | | |
| 19-7068 | | | F | | | | | | | 38,17 | 65 | | | | | | | 21,12 | | |
| 1.8 TD (D09V, D09W) (55 kW) Eng.4D65 T (01.88-04.91) 6/86-4/91 | | | | | | | | | | | | | | | | | | | | |
| 19-7062 | | | R | | | | | | | 17,5 | 50,3 | | | | | | 14,2 | 14,7 | | |
| 19-7068 | | -01/90 | F | | | | | | | 38,17 | 65 | | | | | | | 21,12 | | |
| 2.0 GLX (D04W) (62 kW) Eng.G63B (06.86-05.88) 6/86-5/88 | | | | | | | | | | | | | | | | | | | | |
| 19-7062 | | | R | | | | | | | 17,5 | 50,3 | | | | | | 14,2 | 14,7 | | |
| 19-7068 | | | F | | | | | | | 38,17 | 65 | | | | | | | 21,12 | | |
| 2.0 GLXi (D04W) (74 kW) Eng.4G63 (SOHC 8V) 6/88-4/91 | | | | | | | | | | | | | | | | | | | | |
| 19-7068 | | | R | | | | | | | 38,17 | 65 | | | | | | | 21,12 | | |
| Tredia (A21_) 1/81-3/88 | | | | | | | | | | | | | | | | | | | | |
| 1.4 GLX (A211) (51 kW) Eng.4G12 (10.82-04.84) 10/82-8/85 | | | | | | | | | | | | | | | | | | | | |
| 19-7062 | | | R | | | | | | | 17,5 | 50,3 | | | | | | 14,2 | 14,7 | | |
| 1.6 GLS (A212) (55 kW) Eng.4G32 9/82-10/87 | | | | | | | | | | | | | | | | | | | | |
| 19-7062 | | | R | | | | | | | 17,5 | 50,3 | | | | | | 14,2 | 14,7 | | |

MITSUBISHI

| METELLI ref | Spare Parts | | F/R | L/R | | | ABS | A | B | C | D | E | F | G | H | I | L | M | Fig | NOTE |
|---|-------------|-------------|-----|-----|--|--|-----|---|---|-------|------|---|---|---|---|------|-------|---|-----|------|
| 19-7068 | | 01/83-12/84 | F | | | | | | | 38,17 | 65 | | | | | | 21,12 | | | |
| 1.6 Turbo (A212) (84 kW) Eng.4G32 T (09.82-07.84) 9/82-5/85 | | | | | | | | | | | | | | | | | | | | |
| 19-7062 | | | R | | | | | | | 17,5 | 50,3 | | | | | 14,2 | 14,7 | | | |
| 19-7068 | | 01/83-12/84 | F | | | | | | | 38,17 | 65 | | | | | | 21,12 | | | |
| 1.6 Turbo (A212) (85 kW) Eng.4G32 T (09.82-07.84) 9/82-7/84 | | | | | | | | | | | | | | | | | | | | |
| 19-7062 | | | R | | | | | | | 17,5 | 50,3 | | | | | 14,2 | 14,7 | | | |
| 19-7068 | | 01/83- | F | | | | | | | 38,17 | 65 | | | | | | 21,12 | | | |
| 1.8 GLS (A215) (66 kW) Eng.4G37 (08.84-07.86) 8/84-7/86 | | | | | | | | | | | | | | | | | | | | |
| 19-7062 | | | R | | | | | | | 17,5 | 50,3 | | | | | 14,2 | 14,7 | | | |

MITSUBISHI LCV

ASX Van (GA_W_) 6/10-1/70

1.8 DI-D 4WD (110 kW) Eng.4N13 6/10-1/70

| | | | | | | | | | | | | | | | | | | | | |
|---------|--|--|---|--|--|--|--|--|--|----|----|--|--|--|--|--|----|--|--|--|
| 19-2800 | | | F | | | | | | | 43 | 80 | | | | | | 40 | | | |
|---------|--|--|---|--|--|--|--|--|--|----|----|--|--|--|--|--|----|--|--|--|

L 200 II (K3_T, K2_T, K1_T, K0_T) 10/86-10/96

1.6 (60 kW) Eng.4G32 4/87-10/96

| | | | | | | | | | | | | | | | | | | | | |
|---------|--|--|---|--|--|--|--|--|--|-------|-------|--|--|--|--|--|-------|--|--|--|
| 19-7002 | | | F | | | | | | | 21,43 | 65,09 | | | | | | 18,29 | | | |
|---------|--|--|---|--|--|--|--|--|--|-------|-------|--|--|--|--|--|-------|--|--|--|

2.0 (K12T, K32T) (75 kW) Eng.4G63 (SOHC 8V) 11/86-8/96

| | | | | | | | | | | | | | | | | | | | | |
|---------|--|--|---|--|--|--|--|--|--|-------|-------|--|--|--|--|--|-------|--|--|--|
| 19-7002 | | | F | | | | | | | 21,43 | 65,09 | | | | | | 18,29 | | | |
|---------|--|--|---|--|--|--|--|--|--|-------|-------|--|--|--|--|--|-------|--|--|--|

2.5 D (K14T) (51 kW) Eng.4D56 (8V) (01.87-.) 11/86-10/96

| | | | | | | | | | | | | | | | | | | | | |
|---------|--|--|---|--|--|--|--|--|--|-------|-------|--|--|--|--|--|-------|--|--|--|
| 19-7002 | | | F | | | | | | | 21,43 | 65,09 | | | | | | 18,29 | | | |
|---------|--|--|---|--|--|--|--|--|--|-------|-------|--|--|--|--|--|-------|--|--|--|

| | | | | | | | | | | | | | | | | | | | | |
|---------|--|--|---|--|--|--|--|--|--|------|------|--|--|--|--|------|------|--|--|-----------|
| 19-7065 | | | F | | | | | | | 45,2 | 73,4 | | | | | 19,6 | 19,8 | | | Mod. K24T |
|---------|--|--|---|--|--|--|--|--|--|------|------|--|--|--|--|------|------|--|--|-----------|

2.5 D 4WD (K24T) (51 kW) Eng.4D56 (8V) (12.87-.) 12/87-5/93

| | | | | | | | | | | | | | | | | | | | | |
|---------|--|--|---|--|--|--|--|--|--|------|------|--|--|--|--|------|------|--|--|--|
| 19-7065 | | | F | | | | | | | 45,2 | 73,4 | | | | | 19,6 | 19,8 | | | |
|---------|--|--|---|--|--|--|--|--|--|------|------|--|--|--|--|------|------|--|--|--|

MITSUBISHI LCV

| METELLI ref | Spare Parts | | F/R | L/R | | | ABS | A | B | C | D | E | F | G | H | I | L | M | Fig | NOTE |
|--|-------------|-------------|-----|-----|--|--|-----|---|---|-------|-------|---|---|---|---|---|---|-------|------|-----------------------------|
| L 200 III (K7_T, K6_T) 6/96-12/07 | | | | | | | | | | | | | | | | | | | | |
| 2.0 (K62T) (90 kW) Eng.4G63 (SOHC 16V) 6/96-12/07 | | | | | | | | | | | | | | | | | | | | |
| 19-7002 | | 09/96-07/01 | F | | | | | | | 21,43 | 65,09 | | | | | | | 18,29 | | Passo corto/Wheelbase short |
| 2.4 4WD (K75T) (97 kW) Eng.4G64 (16V) 6/96-12/07 | | | | | | | | | | | | | | | | | | | | |
| 19-7065 | | 11/96-07/01 | F | | | | | | | 45,2 | 73,4 | | | | | | | 19,6 | 19,8 | |
| 2.5 D (K64T) (55 kW) Eng.4D56 (8V) 6/96-12/07 | | | | | | | | | | | | | | | | | | | | |
| 19-7002 | | -09/04 | F | | | | | | | 21,43 | 65,09 | | | | | | | 18,29 | | Passo corto/Wheelbase short |
| 2.5 TD (K64T) (66 kW) Eng.4D56-T 8/01-11/05 | | | | | | | | | | | | | | | | | | | | |
| 19-7065 | | | F | | | | | | | 45,2 | 73,4 | | | | | | | 19,6 | 19,8 | |
| 2.5 TD 4WD (K74T) (73 kW) Eng.4D56-TD (06.96-.) 6/96-12/07 | | | | | | | | | | | | | | | | | | | | |
| 19-7065 | | -05/05 | F | | | | | | | 45,2 | 73,4 | | | | | | | 19,6 | 19,8 | Mod. K74T |
| 2.5 TD 4WD (K74T) (85 kW) Eng.4D56-T 9/01-12/07 | | | | | | | | | | | | | | | | | | | | |
| 19-7065 | | -05/05 | F | | | | | | | 45,2 | 73,4 | | | | | | | 19,6 | 19,8 | |
| 2.5 TD 4WD (K74T) (98 kW) Eng.4D56-T 8/01-12/07 | | | | | | | | | | | | | | | | | | | | |
| 19-7065 | | -05/05 | F | | | | | | | 45,2 | 73,4 | | | | | | | 19,6 | 19,8 | Mod. K74T |
| L 300 II /Delica Bus (L03_P/G, L0_2P) 9/81-2/87 | | | | | | | | | | | | | | | | | | | | |
| 1.6 (L032P, L062P) (48 kW) Eng.4G32 9/81-10/86 | | | | | | | | | | | | | | | | | | | | |
| 19-7002 | | | F | | | | | | | 21,43 | 65,09 | | | | | | | 18,29 | | |
| 1.6 (L032P, L062P) (51 kW) Eng.4G32 (01.86-02.87) 11/84-2/87 | | | | | | | | | | | | | | | | | | | | |
| 19-7002 | | | F | | | | | | | 21,43 | 65,09 | | | | | | | 18,29 | | |
| 1.8 4WD (L035G) (60 kW) Eng.4G62 (08.84-12.85) 8/84-2/87 | | | | | | | | | | | | | | | | | | | | |
| 19-7065 | | | F | | | | | | | 45,2 | 73,4 | | | | | | | 19,6 | 19,8 | |
| 2.0 4WD (L037G) (65 kW) Eng.4G63 (SOHC 8V) 11/86-2/87 | | | | | | | | | | | | | | | | | | | | |
| 19-7065 | | | F | | | | | | | 45,2 | 73,4 | | | | | | | 19,6 | 19,8 | |

MITSUBISHI LCV

| METELLI ref | Spare Parts | | F/R | L/R | | | ABS | A | B | C | D | E | F | G | H | I | L | M | Fig | NOTE | |
|--|-------------|--------|-----|-----|--|--|-----|---|---|-------|-------|---|---|---|---|------|-------|---|-----|------|--|
| 2.3 D (L038P) (50 kW) Eng.4D55 (01.86-10.86) 4/83-10/86 | | | | | | | | | | | | | | | | | | | | | |
| 19-7002 | | | F | | | | | | | 21,43 | 65,09 | | | | | | 18,29 | | | | |
| L 300 II /Delica Platform/Chassis (L03_P)/ Big Min 6/82-4/94 | | | | | | | | | | | | | | | | | | | | | |
| 2.5 D (L039P) (51 kW) Eng.4D56 (8V) (01.87-.) 11/86-4/94 | | | | | | | | | | | | | | | | | | | | | |
| 19-7002 | | | F | | | | | | | 21,43 | 65,09 | | | | | | 18,29 | | | | |
| L 300 II /Delica Van (L03_P) 2/80-10/86 | | | | | | | | | | | | | | | | | | | | | |
| 1.6 (L032P, L062P) (48 kW) Eng.4G32 5/80-10/86 | | | | | | | | | | | | | | | | | | | | | |
| 19-7002 | | | F | | | | | | | 21,43 | 65,09 | | | | | | 18,29 | | | | |
| L 300 III Bus (P0_W, P1_W, P2_W)/Delica 8/86-1/70 | | | | | | | | | | | | | | | | | | | | | |
| 1.6 (P02W, P12W) (51 kW) Eng.4G32 (11.86-12.93) 11/86-5/04 | | | | | | | | | | | | | | | | | | | | | |
| 19-7002 | | -12/96 | F | | | | | | | 21,43 | 65,09 | | | | | | 18,29 | | | | |
| 2.0 (P03W, P13W) (64 kW) Eng.G63B (11.86-12.88) 11/86-5/04 | | | | | | | | | | | | | | | | | | | | | |
| 19-7002 | | -05/02 | F | | | | | | | 21,43 | 65,09 | | | | | | 18,29 | | | | |
| 2.0 (P03W, P13W) (66 kW) Eng.4G63 (SOHC 8V) 11/86-5/04 | | | | | | | | | | | | | | | | | | | | | |
| 19-7002 | | -05/02 | F | | | | | | | 21,43 | 65,09 | | | | | | 18,29 | | | | |
| 2.0 4WD (P23W, P03W, P13W) (65 kW) Eng.4G63 (SOHC 8V) 12/86-5/04 | | | | | | | | | | | | | | | | | | | | | |
| 19-7065 | | -05/03 | F | | | | | | | 45,2 | 73,4 | | | | | 19,6 | 19,8 | | | | |
| 2.0 4WD (P23W, P03W, P13W) (66 kW) Eng.4G63 (SOHC 8V) 11/86-5/04 | | | | | | | | | | | | | | | | | | | | | |
| 19-7065 | | -05/03 | F | | | | | | | 45,2 | 73,4 | | | | | 19,6 | 19,8 | | | | |
| 2.4 (P04W, P14W) (82 kW) Eng.4G64 (8V) 11/90-5/04 | | | | | | | | | | | | | | | | | | | | | |
| 19-7002 | | -12/96 | F | | | | | | | 21,43 | 65,09 | | | | | | 18,29 | | | | |
| 2.4 4WD (P24W) (80 kW) Eng.G64B (11.86-02.90) 11/86-12/90 | | | | | | | | | | | | | | | | | | | | | |
| 19-7065 | | | F | | | | | | | 45,2 | 73,4 | | | | | 19,6 | 19,8 | | | | |
| 2.4 4WD (P24W) (82 kW) Eng.4G64 (8V) 8/86-5/04 | | | | | | | | | | | | | | | | | | | | | |
| 19-7065 | | -06/95 | F | | | | | | | 45,2 | 73,4 | | | | | 19,6 | 19,8 | | | | |

MITSUBISHI LCV

| METELLI ref | Spare Parts | | F/R | L/R | | | ABS | A | B | C | D | E | F | G | H | I | L | M | Fig | NOTE |
|--|-------------|--------|-----|-----|--|--|-----|---|---|-------|-------|---|---|---|---|------|-------|---|-----|-----------|
| 2.5 D (P05W, P15W, P25W) (51 kW) Eng.4D56 (8V) (01.87-.) 11/86-5/04 | | | | | | | | | | | | | | | | | | | | |
| 19-7002 | | -08/97 | F | | | | | | | 21,43 | 65,09 | | | | | | 18,29 | | | |
| 2.5 D (P05W, P15W) (55 kW) Eng.4D56 (8V) 9/91-9/03 | | | | | | | | | | | | | | | | | | | | |
| 19-7065 | | | F | | | | | | | 45,2 | 73,4 | | | | | 19,6 | 19,8 | | | |
| 2.5 TD 4WD (P25W) (64 kW) Eng.4D56-T (11.88-.) 12/87-5/04 | | | | | | | | | | | | | | | | | | | | |
| 19-7065 | | -08/97 | F | | | | | | | 45,2 | 73,4 | | | | | 19,6 | 19,8 | | | |
| L 300 III Van (P0_V, P1_V, P_2V)/Delica 11/86-9/13 | | | | | | | | | | | | | | | | | | | | |
| 1.6 (P12V, P02V) (51 kW) Eng.4G32 (11.90-12.93) 11/86-5/94 | | | | | | | | | | | | | | | | | | | | |
| 19-7002 | | | F | | | | | | | 21,43 | 65,09 | | | | | | 18,29 | | | |
| 2.0 (P03V, P13V) (64 kW) Eng.G63B (11.86-12.88) 11/86-5/96 | | | | | | | | | | | | | | | | | | | | |
| 19-7002 | | | F | | | | | | | 21,43 | 65,09 | | | | | | 18,29 | | | |
| 2.5 D (55 kW) Eng.4D56 (8V) 9/91-9/03 | | | | | | | | | | | | | | | | | | | | |
| 19-7065 | | | F | | | | | | | 45,2 | 73,4 | | | | | 19,6 | 19,8 | | | |
| 2.5 D (P05V, P05W, P15V) (51 kW) Eng.4D56 (8V) (01.87-.) 11/86-2/06 | | | | | | | | | | | | | | | | | | | | |
| 19-7002 | | -08/97 | F | | | | | | | 21,43 | 65,09 | | | | | | 18,29 | | | |
| L 400 Bus (PD_W, PC_W, PA_V, PB_V, PA_W) 5/95-6/05 | | | | | | | | | | | | | | | | | | | | |
| 2500 TD (64 kW) Eng.4D56-T (06.99-.) 5/95-6/05 | | | | | | | | | | | | | | | | | | | | |
| 19-7002 | | -03/01 | F | | | | | | | 21,43 | 65,09 | | | | | | 18,29 | | | Mod. PB5V |
| L 400 Van (PD_W, PC_W, PB_V, PA_W, PA_V) 12/94-6/05 | | | | | | | | | | | | | | | | | | | | |
| 2500 TD (PD5W, PD5V, PA5W, PA5V) (64 kW) Eng.4D56-T (06.99-.) 9/96-6/05 | | | | | | | | | | | | | | | | | | | | |
| 19-7002 | | -03/01 | F | | | | | | | 21,43 | 65,09 | | | | | | 18,29 | | | Mod. PB5V |

NISSAN

| METELLI ref | Spare Parts | | F/R | L/R | | | ABS | A | B | C | D | E | F | G | H | I | L | M | Fig | NOTE | |
|--|-------------|--------|-----|-----|--|--|-----|---|---|-------|-------|---|---|---|---|---|---|-------|-----|------|--|
| 300 ZX I (Z31)/ Fairlady Z 1/84-10/90 | | | | | | | | | | | | | | | | | | | | | |
| 3.0 (125 kW) Eng.VG30E 1/84-12/87 | | | | | | | | | | | | | | | | | | | | | |
| 19-7015 | | -09/86 | F | | | | | | | 17,46 | 59,13 | | | | | | | 16,76 | | | |
| 3.0 Turbo (168 kW) Eng.VG30T 4/84-10/90 | | | | | | | | | | | | | | | | | | | | | |
| 19-7015 | | -09/86 | F | | | | | | | 17,46 | 59,13 | | | | | | | 16,76 | | | |
| Almera Classic (B10) 3/06-1/70 | | | | | | | | | | | | | | | | | | | | | |
| 1.6 16V (79 kW) Eng.QG16, QG16DE 3/06-1/70 | | | | | | | | | | | | | | | | | | | | | |
| 19-7706 | | | F | | | | | | | 40 | 74 | | | | | | | 36 | | | |
| Almera I (N15) 7/95-9/00 | | | | | | | | | | | | | | | | | | | | | |
| 1.4 (64 kW) Eng.GA14DE 9/95-7/00 | | | | | | | | | | | | | | | | | | | | | |
| 19-7021 | | -02/98 | F | | | | | | | 39 | 72 | | | | | | | 37 | | | |
| 1.4 GX,LX (55 kW) Eng.GA14DE 9/95-7/00 | | | | | | | | | | | | | | | | | | | | | |
| 19-7021 | | -02/98 | F | | | | | | | 39 | 72 | | | | | | | 37 | | | |
| 1.6 (73 kW) Eng.GA16DE 9/95-7/00 | | | | | | | | | | | | | | | | | | | | | |
| 19-7021 | | -02/98 | F | | | | | | | 39 | 72 | | | | | | | 37 | | | |
| 1.6 (75 kW) Eng.GA16DE 7/95-3/00 | | | | | | | | | | | | | | | | | | | | | |
| 19-7021 | | | F | | | | | | | 39 | 72 | | | | | | | 37 | | | |
| 1.6 SLX (66 kW) Eng.GA16DE 9/95-7/00 | | | | | | | | | | | | | | | | | | | | | |
| 19-7021 | | -02/98 | F | | | | | | | 39 | 72 | | | | | | | 37 | | | |
| 2.0 D (55 kW) Eng.CD20 11/95-7/00 | | | | | | | | | | | | | | | | | | | | | |
| 19-7021 | | -02/98 | F | | | | | | | 39 | 72 | | | | | | | 37 | | | |
| Almera I Hatchback (N15) 7/95-3/00 | | | | | | | | | | | | | | | | | | | | | |
| 1.4 (64 kW) Eng.GA14DE 9/95-3/00 | | | | | | | | | | | | | | | | | | | | | |
| 19-7021 | | -02/98 | F | | | | | | | 39 | 72 | | | | | | | 37 | | | |

NISSAN

| METELLI ref | Spare Parts | | F/R | L/R | | | ABS | A | B | C | D | E | F | G | H | I | L | M | Fig | NOTE |
|--|-------------|-------------|-----|-----|--|--|-----|---|---|----|----|-----|---|---|---|---|---|----|-----|------|
| 1.8 (85 kW) Eng.QG18DE 10/02-9/06 | | | | | | | | | | | | | | | | | | | | |
| 19-7706 | | | F | | | | | | | 40 | 74 | | | | | | | 36 | | |
| 19-7855 | | | R | | | | 44 | | | 30 | | 148 | | | | | | 73 | | +ABS |
| 19-7856 | | 02/03- | R | | | | 42 | | | | | | | | | | | | | +ABS |
| 2.2 dCi (82 kW) Eng.YD22DDT 9/03-9/06 | | | | | | | | | | | | | | | | | | | | |
| 19-7706 | | | F | | | | | | | 40 | 74 | | | | | | | 36 | | |
| 19-7855 | | | R | | | | 44 | | | 30 | | 148 | | | | | | 73 | | +ABS |
| 2.2 dCi (100 kW) Eng.YD22DDTi 9/03-9/06 | | | | | | | | | | | | | | | | | | | | |
| 19-7706 | | | F | | | | | | | 40 | 74 | | | | | | | 36 | | |
| 19-7855 | | | R | | | | 44 | | | 30 | | 148 | | | | | | 73 | | +ABS |
| 2.2 Di (81 kW) Eng.YD22DDT 7/00-4/03 | | | | | | | | | | | | | | | | | | | | |
| 19-7706 | | | F | | | | | | | 40 | 74 | | | | | | | 36 | | |
| 19-7855 | | | R | | | | 44 | | | 30 | | 148 | | | | | | 73 | | +ABS |
| 19-7856 | | 03/01-01/03 | R | | | | 42 | | | | | | | | | | | | | +ABS |
| Almera II Hatchback (N16) 1/00-1/70 | | | | | | | | | | | | | | | | | | | | |
| 1.5 (66 kW) Eng.QG15DE 3/00-11/06 | | | | | | | | | | | | | | | | | | | | |
| 19-7706 | | | F | | | | | | | 40 | 74 | | | | | | | 36 | | |
| 19-7855 | | | R | | | | 44 | | | 30 | | 148 | | | | | | 73 | | +ABS |
| 19-7856 | | -01/03 | R | | | | 42 | | | | | | | | | | | | | +ABS |
| 1.5 (72 kW) Eng.QG15DE 10/02-9/06 | | | | | | | | | | | | | | | | | | | | |
| 19-7706 | | | F | | | | | | | 40 | 74 | | | | | | | 36 | | |
| 19-7855 | | | R | | | | 44 | | | 30 | | 148 | | | | | | 73 | | +ABS |
| 19-7856 | | 02/03- | R | | | | 42 | | | | | | | | | | | | | +ABS |
| 1.5 dCi (60 kW) Eng.K9K 722 1/03-9/06 | | | | | | | | | | | | | | | | | | | | |
| 19-7706 | | | F | | | | | | | 40 | 74 | | | | | | | 36 | | |
| 19-7855 | | | R | | | | 44 | | | 30 | | 148 | | | | | | 73 | | +ABS |
| 19-7856 | | -01/03 | R | | | | 42 | | | | | | | | | | | | | +ABS |

NISSAN

| METELLI ref | Spare Parts | | F/R | L/R | | | ABS | A | B | C | D | E | F | G | H | I | L | M | Fig | NOTE |
|--|-------------|--------|-----|-----|--|--|-----|---|---|----|----|-----|---|---|---|---|---|----|-----|----------|
| 1.8 (84 kW) Eng.QG18DE 1/00-11/02 | | | | | | | | | | | | | | | | | | | | |
| 19-7706 | | | F | | | | | | | 40 | 74 | | | | | | | 36 | | |
| 19-7855 | | | R | | | | 44 | | | 30 | | 148 | | | | | | 73 | | +ABS |
| 19-7856 | | 02/00- | R | | | | 42 | | | | | | | | | | | | | +ABS |
| 1.8 (85 kW) Eng.QG18DE 10/02-9/06 | | | | | | | | | | | | | | | | | | | | |
| 19-7706 | | | F | | | | | | | 40 | 74 | | | | | | | 36 | | |
| 19-7855 | | | R | | | | 44 | | | 30 | | 148 | | | | | | 73 | | +ABS |
| 19-7856 | | 02/03- | R | | | | 42 | | | | | | | | | | | | | +ABS |
| 2.2 dCi (82 kW) Eng.YD22DDT 9/03-9/06 | | | | | | | | | | | | | | | | | | | | |
| 19-7706 | | | F | | | | | | | 40 | 74 | | | | | | | 36 | | |
| 19-7855 | | | R | | | | 44 | | | 30 | | 148 | | | | | | 73 | | +ABS |
| 2.2 dCi (100 kW) Eng.YD22DDTi 9/03-9/06 | | | | | | | | | | | | | | | | | | | | |
| 19-7706 | | | F | | | | | | | 40 | 74 | | | | | | | 36 | | |
| 19-7855 | | | R | | | | 44 | | | 30 | | 148 | | | | | | 73 | | +ABS |
| 2.2 Di (81 kW) Eng.YD22DDT 3/00-4/03 | | | | | | | | | | | | | | | | | | | | |
| 19-7706 | | | F | | | | | | | 40 | 74 | | | | | | | 36 | | |
| 19-7855 | | | R | | | | 44 | | | 30 | | 148 | | | | | | 73 | | +ABS |
| 19-7856 | | -01/03 | R | | | | 42 | | | | | | | | | | | | | +ABS |
| Almera III (N17)/ Latio 9/11-1/70 | | | | | | | | | | | | | | | | | | | | |
| 1.2 i (58 kW) Eng.HR12DE 9/11-1/70 | | | | | | | | | | | | | | | | | | | | |
| 19-8180 | | | F | | | | | | | 37 | 72 | | | | | | | 37 | | +ABS |
| 1.5 i (79 kW) Eng.HR15DE 8/12-1/70 | | | | | | | | | | | | | | | | | | | | |
| 19-8180 | | | F | | | | | | | 37 | 72 | | | | | | | 37 | | +ABS |
| Almera Tino (V10) 12/98-2/06 | | | | | | | | | | | | | | | | | | | | |
| 1.8 (84 kW) Eng.QG18DE 8/00-2/06 | | | | | | | | | | | | | | | | | | | | |
| 19-7707 | | -11/05 | F | | | | | | | 43 | 76 | | | | | | | 43 | | Mod. V10 |
| 19-7854 | | -11/05 | R | | | | | | | 30 | | 148 | | | | | | 67 | | +ABS |

NISSAN

| METELLI ref | Spare Parts | | F/R | L/R | | | ABS | A | B | C | D | E | F | G | H | I | L | M | Fig | NOTE |
|--|-------------|--------|-----|-----|--|--|-----|---|---|-------|-------|-----|---|---|---|---|---|-------|-----|-----------------|
| 1.8 (85 kW) Eng.QG18DE 12/02-2/06 | | | | | | | | | | | | | | | | | | | | |
| 19-7707 | | -11/05 | F | | | | | | | 43 | 76 | | | | | | | 43 | | Mod. V10M |
| 19-7854 | | -11/05 | R | | | | | | | 30 | | 148 | | | | | | 67 | | +ABS |
| 2.0 (100 kW) Eng.SR20DE 8/00-1/03 | | | | | | | | | | | | | | | | | | | | |
| 19-7707 | | | F | | | | | | | 43 | 76 | | | | | | | 43 | | Mod. V10M |
| 19-7854 | | | R | | | | | | | 30 | | 148 | | | | | | 67 | | Mod. V10M, +ABS |
| 2.2 dCi (82 kW) Eng.YD22DDTi 9/03-2/06 | | | | | | | | | | | | | | | | | | | | |
| 19-7707 | | -11/05 | F | | | | | | | 43 | 76 | | | | | | | 43 | | Mod. V10M |
| 19-7854 | | -11/05 | R | | | | | | | 30 | | 148 | | | | | | 67 | | +ABS |
| 2.2 dCi (84 kW) Eng.YD22DDTi 8/00-2/06 | | | | | | | | | | | | | | | | | | | | |
| 19-7707 | | -11/05 | F | | | | | | | 43 | 76 | | | | | | | 43 | | Mod. V10M |
| 19-7854 | | -11/05 | R | | | | | | | 30 | | 148 | | | | | | 67 | | +ABS |
| 2.2 dCi (100 kW) Eng.YD22DDTi 9/03-2/06 | | | | | | | | | | | | | | | | | | | | |
| 19-7707 | | -11/05 | F | | | | | | | 43 | 76 | | | | | | | 43 | | Mod. V10M |
| 19-7854 | | -11/05 | R | | | | | | | 30 | | 148 | | | | | | 67 | | +ABS |
| Avenir II (W11) 11/97-12/05 | | | | | | | | | | | | | | | | | | | | |
| 2.0 4x4 (107 kW) Eng.SR20DE 11/97-12/05 | | | | | | | | | | | | | | | | | | | | |
| 19-7022 | | | F/R | | | | | | | 42 | 76 | | | | | | | 38 | | |
| Bluebird V (910) 1/80-12/83 | | | | | | | | | | | | | | | | | | | | |
| 1.8 (65 kW) Eng.L18S, Z18S 1/80-12/83 | | | | | | | | | | | | | | | | | | | | |
| 19-7015 | | | F | | | | | | | 17,46 | 59,13 | | | | | | | 16,76 | | |
| 2.0 i (80 kW) Eng.Z20E 1/82-12/83 | | | | | | | | | | | | | | | | | | | | |
| 19-7015 | | | F | | | | | | | 17,46 | 59,13 | | | | | | | 16,76 | | |

NISSAN

| METELLI ref | Spare Parts | | F/R | L/R | | | ABS | A | B | C | D | E | F | G | H | I | L | M | Fig | NOTE |
|---|-------------|--------|-----|-----|--|--|-----|---|----|-------|-------|-------|---|---|---|---|---|-------|-----|---------------|
| Bluebird V Sedan (910) 1/80-3/85 | | | | | | | | | | | | | | | | | | | | |
| 1.8 (66 kW) Eng.L18T 1/80-5/84 | | | | | | | | | | | | | | | | | | | | |
| 19-7015 | | -12/83 | F | | | | | | | 17,46 | 59,13 | | | | | | | 16,76 | | |
| Bluebird V Traveller (W910) 1/80-5/84 | | | | | | | | | | | | | | | | | | | | |
| 1.8 (65 kW) Eng.L18S 1/80-5/84 | | | | | | | | | | | | | | | | | | | | |
| 19-7015 | | -12/83 | F | | | | | | | 17,46 | 59,13 | | | | | | | 16,76 | | |
| Cefiro I Sedan (A31) 6/88-9/94 | | | | | | | | | | | | | | | | | | | | |
| 2.0 Autech (CA31) (165 kW) Eng.RB20DET 9/90-8/91 | | | | | | | | | | | | | | | | | | | | |
| 19-2839 | | | F | | | | | | 33 | | | 136,5 | | | | | | 85 | | Ch. 68027073- |
| Juke (F15) 6/10-1/70 | | | | | | | | | | | | | | | | | | | | |
| 1.2 DIG-T (85 kW) Eng.HRA2DDT 5/14-1/70 | | | | | | | | | | | | | | | | | | | | |
| 19-7709 | | | F | | | | | | | | | 136 | | | | | | 75,25 | | |
| 19-8171 | | | R | | | | | | | 84 | 148 | | | | | | | 110,6 | | |
| 1.5 dCi (81 kW) Eng.K9K 410, K9K 636, K9K 646, K9K 896 6/10-1/70 | | | | | | | | | | | | | | | | | | | | |
| 19-7709 | | | F | | | | | | | | | 136 | | | | | | 75,25 | | |
| 19-8171 | | | R | | | | | | | 84 | 148 | | | | | | | 110,6 | | |
| 1.6 (69 kW) Eng.HR16DE 1/13-1/70 | | | | | | | | | | | | | | | | | | | | |
| 19-7709 | | | F | | | | | | | | | 136 | | | | | | 75,25 | | |
| 19-8171 | | | R | | | | | | | 84 | 148 | | | | | | | 110,6 | | |
| 1.6 (83 kW) Eng.HR16DE 7/18-1/70 | | | | | | | | | | | | | | | | | | | | |
| 19-7709 | | | F | | | | | | | | | 136 | | | | | | 75,25 | | |
| 19-8171 | | | R | | | | | | | 84 | 148 | | | | | | | 110,6 | | |
| 1.6 (86 kW) Eng.HR16DE 6/10-1/70 | | | | | | | | | | | | | | | | | | | | |
| 19-7709 | | | F | | | | | | | | | 136 | | | | | | 75,25 | | |
| 19-8171 | | | R | | | | | | | 84 | 148 | | | | | | | 110,6 | | |

NISSAN

| METELLI ref | Spare Parts | | F/R | L/R | | | ABS | A | B | C | D | E | F | G | H | I | L | M | Fig | NOTE |
|--|-------------|--------|-----|-----|--|--|-----|---|---|---|-------|-------|---|---|---|---|-------|---|-----|------|
| 1.6 DIG-T (140 kW) Eng.MR16DDT 6/10-1/70 | | | | | | | | | | | | | | | | | | | | |
| 19-7709 | | | F | | | | | | | | | 136 | | | | | 75,25 | | | |
| 19-8171 | | | R | | | | | | | | 84 | 148 | | | | | 110,6 | | | |
| 1.6 DIG-T 4x4 (140 kW) Eng.MR16DDT 6/10-1/70 | | | | | | | | | | | | | | | | | | | | |
| 19-7709 | | | F | | | | | | | | | 136 | | | | | 75,25 | | | |
| 19-7861 | | | R | | | | | | | | | 148 | | | | | 95 | | | |
| 1.6 DIG-T NISMO (147 kW) Eng.MR16DDT 3/13-7/14 | | | | | | | | | | | | | | | | | | | | |
| 19-7709 | | | F | | | | | | | | | 136 | | | | | 75,25 | | | |
| 19-8171 | | | R | | | | | | | | 84 | 148 | | | | | 110,6 | | | |
| 1.6 DIG-T NISMO 4x4 (147 kW) Eng.MR16DDT 2/13-7/14 | | | | | | | | | | | | | | | | | | | | |
| 19-7709 | | | F | | | | | | | | | 136 | | | | | 75,25 | | | |
| 19-7861 | | | R | | | | | | | | | 148 | | | | | 95 | | | |
| 1.6 DIG-T NISMO RS (160 kW) Eng.MR16DDT 8/14-1/70 | | | | | | | | | | | | | | | | | | | | |
| 19-7709 | | | F | | | | | | | | | 136 | | | | | 75,25 | | | |
| 19-8171 | | | R | | | | | | | | 84 | 148 | | | | | 110,6 | | | |
| 1.6 DIG-T NISMO RS 4x4 (157 kW) Eng.MR16DDT 8/14-1/70 | | | | | | | | | | | | | | | | | | | | |
| 19-7709 | | | F | | | | | | | | | 136 | | | | | 75,25 | | | |
| 19-7861 | | | R | | | | | | | | | 148 | | | | | 95 | | | |
| Laurel I (HLC230) 1/72-5/83 | | | | | | | | | | | | | | | | | | | | |
| 2.0 (71 kW) Eng.L20A 3/77-5/83 | | | | | | | | | | | | | | | | | | | | |
| 19-7015 | | 01/81- | F | | | | | | | | 17,46 | 59,13 | | | | | 16,76 | | | |
| 2.4 (83 kW) Eng.L24 12/77-5/83 | | | | | | | | | | | | | | | | | | | | |
| 19-7015 | | 01/81- | F | | | | | | | | 17,46 | 59,13 | | | | | 16,76 | | | |
| Laurel II (JC31) 1/80-12/85 | | | | | | | | | | | | | | | | | | | | |
| 2.0 (71 kW) Eng.L20A 1/81-1/84 | | | | | | | | | | | | | | | | | | | | |
| 19-7015 | | | F | | | | | | | | 17,46 | 59,13 | | | | | 16,76 | | | |

NISSAN

| METELLI ref | Spare Parts | | F/R | L/R | | | ABS | A | B | C | D | E | F | G | H | I | L | M | Fig | NOTE |
|---|-------------|--------|-----|-----|--|--|-----|---|---|-------|-------|-----|-----|---|---|---|---|-------|-----|----------|
| 2.4 (83 kW) Eng.L24 1/81-1/84 | | | | | | | | | | | | | | | | | | | | |
| 19-7015 | | | F | | | | | | | 17,46 | 59,13 | | | | | | | 16,76 | | |
| 2.4 (88 kW) Eng.L24 9/83-12/85 | | | | | | | | | | | | | | | | | | | | |
| 19-7015 | | | F | | | | | | | 17,46 | 59,13 | | | | | | | 16,76 | | |
| 2.8 D (62 kW) Eng.LD28 1/81-10/85 | | | | | | | | | | | | | | | | | | | | |
| 19-7015 | | | F | | | | | | | 17,46 | 59,13 | | | | | | | 16,76 | | |
| Leaf (ZE0) 11/10-1/70 | | | | | | | | | | | | | | | | | | | | |
| Electric (80 kW) Eng.EM57, EM61 11/10-1/70 | | | | | | | | | | | | | | | | | | | | |
| 19-7709 | | | F | | | | | | | | | | 136 | | | | | 75,25 | | |
| 19-8171 | | | R | | | | | | | | 84 | 148 | | | | | | 110,6 | | |
| Maxima III (J30) 10/88-6/94 | | | | | | | | | | | | | | | | | | | | |
| 3.0 i (125 kW) Eng.VG30E 10/88-6/94 | | | | | | | | | | | | | | | | | | | | |
| 19-7022 | | 12/88- | F | | | | | | | 42 | 76 | | | | | | | 38 | | |
| Maxima IV / Maxima QX (A32) 3/94-8/00 | | | | | | | | | | | | | | | | | | | | |
| 2.0 (103 kW) Eng.VQ20DE (02.95-.) 2/95-8/00 | | | | | | | | | | | | | | | | | | | | |
| 19-7022 | | -01/00 | F | | | | | | | 42 | 76 | | | | | | | 38 | | |
| 3.0 (142 kW) Eng.VQ30DE (01.95-.) 1/95-8/00 | | | | | | | | | | | | | | | | | | | | |
| 19-7022 | | -01/00 | F | | | | | | | 42 | 76 | | | | | | | 38 | | |
| Maxima IV / Maxima QX SW (A32) 10/97-12/00 | | | | | | | | | | | | | | | | | | | | |
| 2.0 QX (103 kW) Eng.VQ20DE 10/97-12/00 | | | | | | | | | | | | | | | | | | | | |
| 19-7022 | | -01/00 | F | | | | | | | 42 | 76 | | | | | | | 38 | | Mod. A32 |
| 3.0 QX (142 kW) Eng.VQ30DE 10/97-12/00 | | | | | | | | | | | | | | | | | | | | |
| 19-7022 | | -01/00 | F | | | | | | | 42 | 76 | | | | | | | 38 | | Mod. A32 |

NISSAN

| METELLI ref | Spare Parts | | F/R | L/R | | | ABS | A | B | C | D | E | F | G | H | I | L | M | Fig | NOTE |
|--|-------------|--------|-----|-----|--|--|-----|---|---|----|----|-----|---|---|---|---|---|---|-----|------|
| Maxima V / Maxima QX (A33) 12/99-11/03 | | | | | | | | | | | | | | | | | | | | |
| 3.0 V6 24V (147 kW) Eng.VQ30DE 3/00-11/03 | | | | | | | | | | | | | | | | | | | | |
| 19-7707 | | | F | | | | | | | 43 | 76 | | | | | | | | 43 | |
| 19-7854 | | | R | | | | | | | 30 | | 148 | | | | | | | 67 | |
| Micra II (K11)/ March/ Verita 1/92-2/03 | | | | | | | | | | | | | | | | | | | | |
| 1.0 i 16V (40 kW) Eng.CG10DE 8/92-7/00 | | | | | | | | | | | | | | | | | | | | |
| 19-7024 | | | F | | | | | | | 35 | 68 | | | | | | | | 36 | |
| 1.0 i 16V (44 kW) Eng.CG10DE 7/00-2/03 | | | | | | | | | | | | | | | | | | | | |
| 19-7024 | | -11/02 | F | | | | | | | 35 | 68 | | | | | | | | 36 | |
| 1.3 i 16V (55 kW) Eng.CG13DE 8/92-9/00 | | | | | | | | | | | | | | | | | | | | |
| 19-7024 | | -07/00 | F | | | | | | | 35 | 68 | | | | | | | | 36 | |
| 1.4 i 16V (60 kW) Eng.CGA3DE 9/00-2/03 | | | | | | | | | | | | | | | | | | | | |
| 19-7024 | | -11/02 | F | | | | | | | 35 | 68 | | | | | | | | 36 | |
| 19-7706 | | -02/02 | R | | | | | | | 40 | 74 | | | | | | | | 36 | |
| 1.5 D (42 kW) Eng.TD15 2/98-2/03 | | | | | | | | | | | | | | | | | | | | |
| 19-7024 | | -11/02 | F | | | | | | | 35 | 68 | | | | | | | | 36 | |
| Micra III (K12)/ March 10/02-6/10 | | | | | | | | | | | | | | | | | | | | |
| 1.0 16V (48 kW) Eng.CG10DE 1/03-6/10 | | | | | | | | | | | | | | | | | | | | |
| 19-2347 | | | F | | | | | | | 37 | 72 | | | | | | | | 37 | +ABS |
| 19-2665 | | -02/03 | R | | | | | | | 25 | 52 | | | | | | | | 37 | |
| 19-8180 | | | F | | | | | | | 37 | 72 | | | | | | | | 37 | +ABS |
| 1.2 16V (48 kW) Eng.CG12DE, CR12DE 1/03-6/10 | | | | | | | | | | | | | | | | | | | | |
| 19-2347 | | | F | | | | | | | 37 | 72 | | | | | | | | 37 | +ABS |
| 19-2665 | | -02/03 | R | | | | | | | 25 | 52 | | | | | | | | 37 | |
| 19-8180 | | | F | | | | | | | 37 | 72 | | | | | | | | 37 | +ABS |

NISSAN

| METELLI ref | Spare Parts | | F/R | L/R | | | ABS | A | B | C | D | E | F | G | H | I | L | M | Fig | NOTE |
|--|-------------|--------|-----|-----|--|--|-----|---|---|----|----|---|---|---|---|---|----|---|-----|------|
| 1.2 16V (59 kW) Eng.CG12DE, CR12DE 1/03-6/10 | | | | | | | | | | | | | | | | | | | | |
| 19-2347 | | | F | | | | | | | 37 | 72 | | | | | | 37 | | | +ABS |
| 19-2665 | | -02/03 | R | | | | | | | 25 | 52 | | | | | | 37 | | | |
| 19-8180 | | | F | | | | | | | 37 | 72 | | | | | | 37 | | | +ABS |
| 1.4 16V (65 kW) Eng.CR14DE 1/03-6/10 | | | | | | | | | | | | | | | | | | | | |
| 19-2347 | | | F | | | | | | | 37 | 72 | | | | | | 37 | | | +ABS |
| 19-2665 | | | R | | | | | | | 25 | 52 | | | | | | 37 | | | |
| 19-8180 | | | F | | | | | | | 37 | 72 | | | | | | 37 | | | +ABS |
| 1.5 dCi (48 kW) Eng.K9K 704 1/03-6/10 | | | | | | | | | | | | | | | | | | | | |
| 19-2347 | | | F | | | | | | | 37 | 72 | | | | | | 37 | | | +ABS |
| 19-2665 | | | R | | | | | | | 25 | 52 | | | | | | 37 | | | |
| 1.5 dCi (50 kW) Eng.K9K 708 6/05-6/10 | | | | | | | | | | | | | | | | | | | | |
| 19-2347 | | | F | | | | | | | 37 | 72 | | | | | | 37 | | | +ABS |
| 19-2665 | | | R | | | | | | | 25 | 52 | | | | | | 37 | | | |
| 1.5 dCi (60 kW) Eng.K9K 722 9/03-6/10 | | | | | | | | | | | | | | | | | | | | |
| 19-2347 | | | F | | | | | | | 37 | 72 | | | | | | 37 | | | +ABS |
| 19-2665 | | | R | | | | | | | 25 | 52 | | | | | | 37 | | | |
| 1.5 dCi (63 kW) Eng.K9K 276 6/05-6/10 | | | | | | | | | | | | | | | | | | | | |
| 19-2347 | | | F | | | | | | | 37 | 72 | | | | | | 37 | | | +ABS |
| 19-2665 | | | R | | | | | | | 25 | 52 | | | | | | 37 | | | |
| 160 SR (81 kW) Eng.HR16DE 5/05-6/10 | | | | | | | | | | | | | | | | | | | | |
| 19-2347 | | | F | | | | | | | 37 | 72 | | | | | | 37 | | | +ABS |
| 19-2665 | | | R | | | | | | | 25 | 52 | | | | | | 37 | | | |
| Micra III C+C (K12)/ March 8/05-1/70 | | | | | | | | | | | | | | | | | | | | |
| 1.4 16V (65 kW) Eng.CR14DE 8/05-1/70 | | | | | | | | | | | | | | | | | | | | |
| 19-2347 | | | F | | | | | | | 37 | 72 | | | | | | 37 | | | +ABS |
| 19-2665 | | | R | | | | | | | 25 | 52 | | | | | | 37 | | | |

NISSAN

| METELLI ref | Spare Parts | | F/R | L/R | | | ABS | A | B | C | D | E | F | G | H | I | L | M | Fig | NOTE |
|---|-------------|--------|-----|-----|--|--|-----|---|---|----|----|---|---|---|---|---|---|----|-----|------|
| 1.6 160 SR (81 kW) Eng.HR16DE 8/05-1/70 | | | | | | | | | | | | | | | | | | | | |
| 19-2347 | | | F | | | | | | | 37 | 72 | | | | | | | 37 | | +ABS |
| 19-2665 | | | R | | | | | | | 25 | 52 | | | | | | | 37 | | |
| Micra IV (K13)/ March/ March Active 5/10-1/70 | | | | | | | | | | | | | | | | | | | | |
| 1.2 (56 kW) Eng.HR12DE 5/10-9/15 | | | | | | | | | | | | | | | | | | | | |
| 19-8180 | | | F | | | | | | | 37 | 72 | | | | | | | 37 | | +ABS |
| 1.2 (59 kW) Eng.HR12DE 5/10-9/15 | | | | | | | | | | | | | | | | | | | | |
| 19-8180 | | | F | | | | | | | 37 | 72 | | | | | | | 37 | | +ABS |
| 1.2 DIG-S (72 kW) Eng.HR12DDR, HR12DR 3/11-9/15 | | | | | | | | | | | | | | | | | | | | |
| 19-8180 | | | F | | | | | | | 37 | 72 | | | | | | | 37 | | |
| 1.5 (73 kW) Eng.HR15DE 12/11-9/15 | | | | | | | | | | | | | | | | | | | | |
| 19-8180 | | | F | | | | | | | 37 | 72 | | | | | | | 37 | | +ABS |
| 1.5 (75 kW) Eng.HR15DE 11/10-9/15 | | | | | | | | | | | | | | | | | | | | |
| 19-8180 | | | F | | | | | | | 37 | 72 | | | | | | | 37 | | +ABS |
| Note I (E11, NE11) 1/06-8/13 | | | | | | | | | | | | | | | | | | | | |
| 1.4 (65 kW) Eng.CR14DE 3/06-6/12 | | | | | | | | | | | | | | | | | | | | |
| 19-2347 | | -11/10 | F | | | | | | | 37 | 72 | | | | | | | 37 | | |
| 19-2665 | | | R | | | | | | | 25 | 52 | | | | | | | 37 | | |
| 1.4 LPG (65 kW) Eng.CR14DE 1/06-8/13 | | | | | | | | | | | | | | | | | | | | |
| 19-2347 | | | F | | | | | | | 37 | 72 | | | | | | | 37 | | |
| 19-2665 | | | R | | | | | | | 25 | 52 | | | | | | | 37 | | |
| 1.5 (80 kW) Eng.HR15DE 3/06-12/10 | | | | | | | | | | | | | | | | | | | | |
| 19-2347 | | | F | | | | | | | 37 | 72 | | | | | | | 37 | | |
| 19-2665 | | | R | | | | | | | 25 | 52 | | | | | | | 37 | | |
| 1.5 dCi (50 kW) Eng.K9K 700 3/06-6/12 | | | | | | | | | | | | | | | | | | | | |
| 19-2347 | | -11/10 | F | | | | | | | 37 | 72 | | | | | | | 37 | | |
| 19-2665 | | | R | | | | | | | 25 | 52 | | | | | | | 37 | | |

NISSAN

| METELLI ref | Spare Parts | | F/R | L/R | | | ABS | A | B | C | D | E | F | G | H | I | L | M | Fig | NOTE |
|--|-------------|-------------|-----|-----|--|--|-----|---|---|-------|------|---|---|---|---|---|------|------|-----|----------|
| 1.5 dCi (66 kW) Eng.K9K 608, K9K 892 6/13-1/70 | | | | | | | | | | | | | | | | | | | | |
| 19-8180 | | | F | | | | | | | 37 | 72 | | | | | | | 37 | | |
| Pathfinder II (R50)/ Terrano 9/95-12/04 | | | | | | | | | | | | | | | | | | | | |
| 2.7 TD 4WD (96 kW) Eng.TD27ETi 9/97-12/04 | | | | | | | | | | | | | | | | | | | | |
| 19-7711 | | | F | | | | | | | 41 | 77,8 | | | | | | 19,8 | 19,8 | | |
| 3.3 V6 4WD (110 kW) Eng.VG33E 3/98-10/00 | | | | | | | | | | | | | | | | | | | | |
| 19-7711 | | -07/00 | F | | | | | | | 41 | 77,8 | | | | | | 19,8 | 19,8 | | |
| 3.3 V6 4WD (125 kW) Eng.VG33E 9/97-12/04 | | | | | | | | | | | | | | | | | | | | |
| 19-7711 | | 10/97-07/00 | F | | | | | | | 41 | 77,8 | | | | | | 19,8 | 19,8 | | |
| 3.5 V6 4WD (162 kW) Eng.VQ35 11/00-12/04 | | | | | | | | | | | | | | | | | | | | |
| 19-7711 | | -12/00 | F | | | | | | | 41 | 77,8 | | | | | | 19,8 | 19,8 | | |
| Patrol GR IV (Y60, GR)/ Safari 1/82-2/98 | | | | | | | | | | | | | | | | | | | | |
| 2.8 TD (82 kW) Eng.RD28T 10/95-2/98 | | | | | | | | | | | | | | | | | | | | |
| 19-7029 | | | F | | | | | | | 41,28 | 85 | | | | | | | 26 | | |
| 2.8 TD (Y60A) (85 kW) Eng.RD28T 9/88-6/97 | | | | | | | | | | | | | | | | | | | | |
| 19-7029 | | -07/96 | F | | | | | | | 41,28 | 85 | | | | | | | 26 | | |
| 4.2 Cat (121 kW) Eng.TB42E 11/88-2/98 | | | | | | | | | | | | | | | | | | | | |
| 19-7029 | | -07/96 | F | | | | | | | 41,28 | 85 | | | | | | | 26 | | |
| 4.2 D (Y60GR) (85 kW) Eng.TD42 11/88-6/97 | | | | | | | | | | | | | | | | | | | | |
| 19-7029 | | -07/96 | F | | | | | | | 41,28 | 85 | | | | | | | 26 | | |
| Patrol GR V Wagon (Y61)/ Safari 6/97-1/70 | | | | | | | | | | | | | | | | | | | | |
| 2.8 TD (95 kW) Eng.RD28Ti 6/97-5/00 | | | | | | | | | | | | | | | | | | | | |
| 19-7029 | | 10/97-02/00 | F | | | | | | | 41,28 | 85 | | | | | | | 26 | | Mod. Y61 |
| 2.8 TDiC (Y61) (96 kW) Eng.RD28Ti 10/97-2/00 | | | | | | | | | | | | | | | | | | | | |
| 19-7029 | | | F | | | | | | | 41,28 | 85 | | | | | | | 26 | | |

NISSAN

| METELLI ref | Spare Parts | | F/R | L/R | | | ABS | A | B | C | D | E | F | G | H | I | L | M | Fig | NOTE |
|---|-------------|--------|-----|-----|--|--|-----|---|---|-------|-------|---|---|---|---|---|---|-------|-----|------|
| 3.0 DTi (116 kW) Eng.ZD30DDTi 5/00-1/70 | | | | | | | | | | | | | | | | | | | | |
| 19-7029 | | -03/10 | F | | | | | | | 41,28 | 85 | | | | | | | 26 | | |
| 3.0 DTi (118 kW) Eng.ZD30DDTi 5/00-1/70 | | | | | | | | | | | | | | | | | | | | |
| 19-7029 | | -03/10 | F | | | | | | | 41,28 | 85 | | | | | | | 26 | | |
| 4.8 (180 kW) Eng.TB48DE 3/00-1/70 | | | | | | | | | | | | | | | | | | | | |
| 19-7029 | | | F | | | | | | | 41,28 | 85 | | | | | | | 26 | | |
| Patrol II/1 Hardtop (K160) 11/79-2/89 | | | | | | | | | | | | | | | | | | | | |
| 2.8 (K160) (88 kW) Eng.L28 7/80-8/88 | | | | | | | | | | | | | | | | | | | | |
| 19-7028 | | -01/88 | F | | | | | | | 41,28 | 73,43 | | | | | | | 19,81 | | |
| 2.8 (K160) (89 kW) Eng.L28 7/80-8/88 | | | | | | | | | | | | | | | | | | | | |
| 19-7028 | | -01/88 | F | | | | | | | 41,28 | 73,43 | | | | | | | 19,81 | | |
| 3.2 D (K160) (70 kW) Eng.SD33 11/79-8/88 | | | | | | | | | | | | | | | | | | | | |
| 19-7028 | | -01/88 | F | | | | | | | 41,28 | 73,43 | | | | | | | 19,81 | | |
| 3.2 TD (K160) (81 kW) Eng.SD33T 7/83-8/88 | | | | | | | | | | | | | | | | | | | | |
| 19-7028 | | -01/88 | F | | | | | | | 41,28 | 73,43 | | | | | | | 19,81 | | |
| Patrol II/1 SW (W160) 11/79-2/89 | | | | | | | | | | | | | | | | | | | | |
| 2.8 (W160) (88 kW) Eng.L28 7/80-8/88 | | | | | | | | | | | | | | | | | | | | |
| 19-7028 | | -01/88 | F | | | | | | | 41,28 | 73,43 | | | | | | | 19,81 | | |
| 3.2 D (W160) (70 kW) Eng.SD33 11/79-8/88 | | | | | | | | | | | | | | | | | | | | |
| 19-7028 | | -01/88 | F | | | | | | | 41,28 | 73,43 | | | | | | | 19,81 | | |
| 3.2 TD (W160) (81 kW) Eng.SD33T 7/83-8/88 | | | | | | | | | | | | | | | | | | | | |
| 19-7028 | | -01/88 | F | | | | | | | 41,28 | 73,43 | | | | | | | 19,81 | | |
| Pixo (UA0) 6/09-1/70 | | | | | | | | | | | | | | | | | | | | |
| 1.0 (50 kW) Eng.K10 B 3/09-1/70 | | | | | | | | | | | | | | | | | | | | |
| 19-2296 | | | F | | | | | | | 35 | 62 | | | | | | | 40 | | |
| 19-7923 | | -08/11 | R | | | | | | | 25 | 52 | | | | | | | 42 | | |

NISSAN

| METELLI ref | Spare Parts | | F/R | L/R | | ABS | A | B | C | D | E | F | G | H | I | L | M | Fig | NOTE |
|--|-------------|-------------|-----|-----|--|-----|---|---|----|----|-----|---|---|---|---|-------|---|-----|------|
| 1.0 LPG (50 kW) Eng.K10 B 3/09-1/70 | | | | | | | | | | | | | | | | | | | |
| 19-2296 | | | F | | | | | | 35 | 62 | | | | | | 40 | | | |
| Prairie I (M10, NM10)/ Axxess/ Liberty 7/83-9/88 | | | | | | | | | | | | | | | | | | | |
| 2.0 (72 kW) Eng.CA20S 1/86-9/88 | | | | | | | | | | | | | | | | | | | |
| 19-7709 | | | F | | | | | | | | 136 | | | | | 75,25 | | | |
| Prairie II Pro (M11)/ Prairie Joy/ Axxess 10/88-10/98 | | | | | | | | | | | | | | | | | | | |
| 2.0 i (72 kW) Eng.CA20E 10/88-4/92 | | | | | | | | | | | | | | | | | | | |
| 19-7022 | | | F | | | | | | 42 | 76 | | | | | | 38 | | | |
| 2.0 i 4x4 (72 kW) Eng.CA20E 10/88-12/92 | | | | | | | | | | | | | | | | | | | |
| 19-7022 | | -04/92 | F/R | | | | | | 42 | 76 | | | | | | 38 | | | |
| 2.4 i (98 kW) Eng.KA24E 1/90-7/94 | | | | | | | | | | | | | | | | | | | |
| 19-7022 | | | F | | | | | | 42 | 76 | | | | | | 38 | | | |
| 2.4 i 4x4 (98 kW) Eng.KA24E 4/92-7/94 | | | | | | | | | | | | | | | | | | | |
| 19-7022 | | | F/R | | | | | | 42 | 76 | | | | | | 38 | | | |
| Primera I (P10) 6/90-6/96 | | | | | | | | | | | | | | | | | | | |
| 1.6 (66 kW) Eng.GA16DS (06.90-05.93) 6/90-1/96 | | | | | | | | | | | | | | | | | | | |
| 19-7022 | | 04/91-05/95 | F/R | | | | | | 42 | 76 | | | | | | 38 | | | -ABS |
| 1.6 (71 kW) Eng.GA16DS 6/90-1/96 | | | | | | | | | | | | | | | | | | | |
| 19-7022 | | | F/R | | | | | | 42 | 76 | | | | | | 38 | | | -ABS |
| 2.0 16V (85 kW) Eng.SR20DI (06.90-.) 6/90-1/96 | | | | | | | | | | | | | | | | | | | |
| 19-7022 | | -05/95 | F | | | | | | 42 | 76 | | | | | | 38 | | | |
| 2.0 16V 4x4 (85 kW) Eng.SR20DI (04.91-.) 4/91-6/96 | | | | | | | | | | | | | | | | | | | |
| 19-7022 | | -09/94 | R | | | | | | 42 | 76 | | | | | | 38 | | | -ABS |
| 2.0 D (55 kW) Eng.CD20 1/91-1/96 | | | | | | | | | | | | | | | | | | | |
| 19-7022 | | -05/95 | F | | | | | | 42 | 76 | | | | | | 38 | | | |

NISSAN

| METELLI ref | Spare Parts | | F/R | L/R | | | ABS | A | B | C | D | E | F | G | H | I | L | M | Fig | NOTE |
|---|-------------|--------|-----|-----|--|--|-----|---|---|----|----|-----|---|---|---|---|---|---|-----|------|
| 2.0 GT (110 kW) Eng.SR20DE 6/90-1/96 | | | | | | | | | | | | | | | | | | | | |
| 19-7022 | | -05/95 | F | | | | | | | 42 | 76 | | | | | | | | 38 | |
| 2.0 i (92 kW) Eng.SR20DE 1/95-6/96 | | | | | | | | | | | | | | | | | | | | |
| 19-7022 | | -05/95 | F | | | | | | | 42 | 76 | | | | | | | | 38 | |
| Primera I Hatchback (P10) 6/90-6/96 | | | | | | | | | | | | | | | | | | | | |
| 1.6 (66 kW) Eng.GA16DS (06.90-05.93) 6/90-1/96 | | | | | | | | | | | | | | | | | | | | |
| 19-7022 | | -05/95 | F | | | | | | | 42 | 76 | | | | | | | | 38 | |
| 1.6 (71 kW) Eng.GA16DS 6/90-6/93 | | | | | | | | | | | | | | | | | | | | |
| 19-7022 | | | F | | | | | | | 42 | 76 | | | | | | | | 38 | |
| 1.6 (75 kW) Eng.GA16DE 6/93-1/96 | | | | | | | | | | | | | | | | | | | | |
| 19-7022 | | | F | | | | | | | 42 | 76 | | | | | | | | 38 | |
| 2.0 16V (85 kW) Eng.SR20DI (06.90-.) 6/90-1/96 | | | | | | | | | | | | | | | | | | | | |
| 19-7022 | | -05/95 | F | | | | | | | 42 | 76 | | | | | | | | 38 | |
| 2.0 16V 4x4 (85 kW) Eng.SR20DI (04.91-.) 4/91-6/96 | | | | | | | | | | | | | | | | | | | | |
| 19-7022 | | -09/94 | R | | | | | | | 42 | 76 | | | | | | | | 38 | -ABS |
| 2.0 D (55 kW) Eng.CD20 1/91-1/96 | | | | | | | | | | | | | | | | | | | | |
| 19-7022 | | | F | | | | | | | 42 | 76 | | | | | | | | 38 | |
| 2.0 i (92 kW) Eng.SR20DE 1/95-6/96 | | | | | | | | | | | | | | | | | | | | |
| 19-7022 | | -05/95 | F | | | | | | | 42 | 76 | | | | | | | | 38 | |
| Primera II (P11) 6/96-12/01 | | | | | | | | | | | | | | | | | | | | |
| 1.6 16V (66 kW) Eng.GA16DE 9/96-12/01 | | | | | | | | | | | | | | | | | | | | |
| 19-7022 | | | F | | | | | | | 42 | 76 | | | | | | | | 38 | |
| 19-7855 | | | R | | | | 44 | | | 30 | | 148 | | | | | | | 73 | +ABS |
| 1.6 16V (73 kW) Eng.GA16DE 9/96-10/00 | | | | | | | | | | | | | | | | | | | | |
| 19-7022 | | | F | | | | | | | 42 | 76 | | | | | | | | 38 | |
| 19-7855 | | | R | | | | 44 | | | 30 | | 148 | | | | | | | 73 | +ABS |

NISSAN

| METELLI ref | Spare Parts | | F/R | L/R | | | ABS | A | B | C | D | E | F | G | H | I | L | M | Fig | NOTE |
|--|-------------|--------|-----|-----|--|--|-----|---|---|----|----|-----|---|---|---|---|---|---|-----|-----------|
| 1.6 16V (78 kW) Eng.QG16DE 6/96-12/01 | | | | | | | | | | | | | | | | | | | | |
| 19-7022 | | | F | | | | | | | 42 | 76 | | | | | | | | 38 | |
| 19-7855 | | | R | | | | 44 | | | 30 | | 148 | | | | | | | 73 | +ABS |
| 1.8 16V (84 kW) Eng.QG18DE 8/99-12/01 | | | | | | | | | | | | | | | | | | | | |
| 19-7022 | | | F | | | | | | | 42 | 76 | | | | | | | | 38 | |
| 19-7855 | | | R | | | | 44 | | | 30 | | 148 | | | | | | | 73 | +ABS |
| 2.0 16V (85 kW) Eng.SR20De 9/96-12/01 | | | | | | | | | | | | | | | | | | | | |
| 19-7022 | | | F | | | | | | | 42 | 76 | | | | | | | | 38 | |
| 19-7855 | | | R | | | | 44 | | | 30 | | 148 | | | | | | | 73 | +ABS |
| 2.0 16V (96 kW) Eng.SR20DE 9/96-12/01 | | | | | | | | | | | | | | | | | | | | |
| 19-7022 | | | F | | | | | | | 42 | 76 | | | | | | | | 38 | |
| 19-7855 | | | R | | | | 44 | | | 30 | | 148 | | | | | | | 73 | +ABS |
| 2.0 16V (103 kW) Eng.SR20DE 8/99-12/01 | | | | | | | | | | | | | | | | | | | | |
| 19-7022 | | | F | | | | | | | 42 | 76 | | | | | | | | 38 | |
| 19-7855 | | | R | | | | 44 | | | 30 | | 148 | | | | | | | 73 | +ABS |
| 2.0 16V (110 kW) Eng.SR20DE, SR20DEH 9/96-12/01 | | | | | | | | | | | | | | | | | | | | |
| 19-7022 | | | F | | | | | | | 42 | 76 | | | | | | | | 38 | |
| 19-7855 | | | R | | | | 44 | | | 30 | | 148 | | | | | | | 73 | +ABS |
| 2.0 TD (66 kW) Eng.CD20T (09.96-.) 9/96-12/01 | | | | | | | | | | | | | | | | | | | | |
| 19-7022 | | | F | | | | | | | 42 | 76 | | | | | | | | 38 | |
| 19-7855 | | | R | | | | 44 | | | 30 | | 148 | | | | | | | 73 | +ABS |
| Primera II Hatchback (P11) 9/96-7/02 | | | | | | | | | | | | | | | | | | | | |
| 1.6 16V (66 kW) Eng.GA16DE 9/96-7/02 | | | | | | | | | | | | | | | | | | | | |
| 19-7022 | | -01/02 | F | | | | | | | 42 | 76 | | | | | | | | 38 | Mod. P11E |
| 19-7855 | | | R | | | | 44 | | | 30 | | 148 | | | | | | | 73 | +ABS |
| 1.6 16V (73 kW) Eng.GA16DE 9/96-7/02 | | | | | | | | | | | | | | | | | | | | |
| 19-7022 | | -01/02 | F | | | | | | | 42 | 76 | | | | | | | | 38 | Mod. P11E |
| 19-7855 | | | R | | | | 44 | | | 30 | | 148 | | | | | | | 73 | +ABS |

NISSAN

| METELLI ref | Spare Parts | | F/R | L/R | | ABS | A | B | C | D | E | F | G | H | I | L | M | Fig | NOTE |
|---|-------------|--------|-----|-----|--|-----|---|---|----|----|-----|---|---|---|---|---|---|-----|-----------|
| 1.6 16V (78 kW) Eng.QG16DE 9/00-7/02 | | | | | | | | | | | | | | | | | | | |
| 19-7022 | | -01/02 | F | | | | | | 42 | 76 | | | | | | | | 38 | Mod. P11E |
| 19-7855 | | | R | | | 44 | | | 30 | | 148 | | | | | | | 73 | +ABS |
| 1.8 16V (84 kW) Eng.QG18DE 8/99-7/02 | | | | | | | | | | | | | | | | | | | |
| 19-7022 | | -01/02 | F | | | | | | 42 | 76 | | | | | | | | 38 | Mod. P11E |
| 19-7855 | | | R | | | 44 | | | 30 | | 148 | | | | | | | 73 | +ABS |
| 2.0 16V (85 kW) Eng.SR20DE, SR20DEL 9/96-7/02 | | | | | | | | | | | | | | | | | | | |
| 19-7022 | | -01/02 | F | | | | | | 42 | 76 | | | | | | | | 38 | Mod. P11E |
| 19-7855 | | | R | | | 44 | | | 30 | | 148 | | | | | | | 73 | +ABS |
| 2.0 16V (96 kW) Eng.SR20DE 9/96-7/02 | | | | | | | | | | | | | | | | | | | |
| 19-7022 | | -01/02 | F | | | | | | 42 | 76 | | | | | | | | 38 | Mod. P11E |
| 19-7855 | | | R | | | 44 | | | 30 | | 148 | | | | | | | 73 | +ABS |
| 2.0 16V (103 kW) Eng.SR20DE 8/99-7/02 | | | | | | | | | | | | | | | | | | | |
| 19-7022 | | -01/02 | F | | | | | | 42 | 76 | | | | | | | | 38 | Mod. P11E |
| 19-7855 | | | R | | | 44 | | | 30 | | 148 | | | | | | | 73 | +ABS |
| 2.0 16V (110 kW) Eng.SR20DE, SR20DEH 9/96-7/02 | | | | | | | | | | | | | | | | | | | |
| 19-7022 | | -01/02 | F | | | | | | 42 | 76 | | | | | | | | 38 | Mod. P11E |
| 19-7855 | | | R | | | 44 | | | 30 | | 148 | | | | | | | 73 | +ABS |
| 2.0 TD (66 kW) Eng.CD20T (09.96-.) 9/96-7/02 | | | | | | | | | | | | | | | | | | | |
| 19-7022 | | -01/02 | F | | | | | | 42 | 76 | | | | | | | | 38 | Mod. P11E |
| 19-7855 | | | R | | | 44 | | | 30 | | 148 | | | | | | | 73 | +ABS |
| Primera III (P12) 1/02-1/70 | | | | | | | | | | | | | | | | | | | |
| 1.6 (78 kW) Eng.QG16DE 3/02-8/08 | | | | | | | | | | | | | | | | | | | |
| 19-7707 | | | F | | | | | | 43 | 76 | | | | | | | | 43 | |
| 19-7857 | | | R | | | 44 | | | 30 | | 148 | | | | | | | 79 | +ABS |
| 1.6 (80 kW) Eng.QG16DE 1/02-4/06 | | | | | | | | | | | | | | | | | | | |
| 19-7707 | | | F | | | | | | 43 | 76 | | | | | | | | 43 | |
| 19-7857 | | | R | | | 44 | | | 30 | | 148 | | | | | | | 79 | +ABS |

NISSAN

| METELLI ref | Spare Parts | F/R | L/R | ABS | A | B | C | D | E | F | G | H | I | L | M | Fig | NOTE |
|---|-------------|-----|-----|-----|---|---|----|----|-----|---|---|---|---|----|---|-----|------|
| 1.8 (85 kW) Eng.QG18DE 3/02-10/08 | | | | | | | | | | | | | | | | | |
| 19-7707 | | F | | | | | 43 | 76 | | | | | | 43 | | | |
| 19-7857 | | R | | 44 | | | 30 | | 148 | | | | | 79 | | | +ABS |
| 1.9 dCi (85 kW) Eng.F9Q 8/02-10/07 | | | | | | | | | | | | | | | | | |
| 19-7707 | | F | | | | | 43 | 76 | | | | | | 43 | | | |
| 19-7857 | | R | | 44 | | | 30 | | 148 | | | | | 79 | | | +ABS |
| 1.9 dCi (88 kW) Eng.F9Q 4/03-10/07 | | | | | | | | | | | | | | | | | |
| 19-7707 | | F | | | | | 43 | 76 | | | | | | 43 | | | |
| 19-7857 | | R | | 44 | | | 30 | | 148 | | | | | 79 | | | +ABS |
| 2.0 (103 kW) Eng.QR20DE 3/02-10/08 | | | | | | | | | | | | | | | | | |
| 19-7707 | | F | | | | | 43 | 76 | | | | | | 43 | | | |
| 19-7857 | | R | | 44 | | | 30 | | 148 | | | | | 79 | | | +ABS |
| 2.2 dCi (102 kW) Eng.YD22DDT 4/03-4/06 | | | | | | | | | | | | | | | | | |
| 19-7707 | | F | | | | | 43 | 76 | | | | | | 43 | | | |
| 19-7857 | | R | | 44 | | | 30 | | 148 | | | | | 79 | | | +ABS |
| 2.2 Di (93 kW) Eng.YD22DDT 3/02-5/07 | | | | | | | | | | | | | | | | | |
| 19-7707 | | F | | | | | 43 | 76 | | | | | | 43 | | | |
| 19-7857 | | R | | 44 | | | 30 | | 148 | | | | | 79 | | | +ABS |
| Primera III Hatchback (P12) 1/02-1/70 | | | | | | | | | | | | | | | | | |
| 1.6 (78 kW) Eng.QG16DE 7/02-8/08 | | | | | | | | | | | | | | | | | |
| 19-7707 | | F | | | | | 43 | 76 | | | | | | 43 | | | |
| 19-7857 | | R | | 44 | | | 30 | | 148 | | | | | 79 | | | +ABS |
| 1.6 (80 kW) Eng.QG16DE 7/02-4/06 | | | | | | | | | | | | | | | | | |
| 19-7707 | | F | | | | | 43 | 76 | | | | | | 43 | | | |
| 19-7857 | | R | | 44 | | | 30 | | 148 | | | | | 79 | | | +ABS |
| 1.8 (85 kW) Eng.QG18DE 7/02-10/08 | | | | | | | | | | | | | | | | | |
| 19-7707 | | F | | | | | 43 | 76 | | | | | | 43 | | | |
| 19-7857 | | R | | 44 | | | 30 | | 148 | | | | | 79 | | | +ABS |

NISSAN

| METELLI ref | Spare Parts | | F/R | L/R | | | ABS | A | B | C | D | E | F | G | H | I | L | M | Fig | NOTE |
|--|-------------|--|-----|-----|--|--|-----|---|---|----|----|-----|---|---|---|---|---|----|-----|------|
| 1.9 dCi (85 kW) Eng.F9Q 8/02-10/07 | | | | | | | | | | | | | | | | | | | | |
| 19-7707 | | | F | | | | | | | 43 | 76 | | | | | | | 43 | | |
| 19-7857 | | | R | | | | 44 | | | 30 | | 148 | | | | | | 79 | | +ABS |
| 1.9 dCi (88 kW) Eng.F9Q 4/03-10/07 | | | | | | | | | | | | | | | | | | | | |
| 19-7707 | | | F | | | | | | | 43 | 76 | | | | | | | 43 | | |
| 19-7857 | | | R | | | | 44 | | | 30 | | 148 | | | | | | 79 | | +ABS |
| 2.0 (103 kW) Eng.QR20DE 7/02-10/08 | | | | | | | | | | | | | | | | | | | | |
| 19-7707 | | | F | | | | | | | 43 | 76 | | | | | | | 43 | | |
| 19-7857 | | | R | | | | 44 | | | 30 | | 148 | | | | | | 79 | | +ABS |
| 2.2 dCi (102 kW) Eng.YD22DDT 4/03-1/70 | | | | | | | | | | | | | | | | | | | | |
| 19-7707 | | | F | | | | | | | 43 | 76 | | | | | | | 43 | | |
| 19-7857 | | | R | | | | 44 | | | 30 | | 148 | | | | | | 79 | | +ABS |
| 2.2 Di (93 kW) Eng.YD22DDT 7/02-5/07 | | | | | | | | | | | | | | | | | | | | |
| 19-7707 | | | F | | | | | | | 43 | 76 | | | | | | | 43 | | |
| 19-7857 | | | R | | | | 44 | | | 30 | | 148 | | | | | | 79 | | +ABS |
| Primera SW (WP12) 1/02-1/70 | | | | | | | | | | | | | | | | | | | | |
| 1.6 Visia (80 kW) Eng.QG16DE 1/02-4/06 | | | | | | | | | | | | | | | | | | | | |
| 19-7707 | | | F | | | | | | | 43 | 76 | | | | | | | 43 | | |
| 19-7857 | | | R | | | | 44 | | | 30 | | 148 | | | | | | 79 | | |
| 1.8 (85 kW) Eng.QG18DE 3/02-5/07 | | | | | | | | | | | | | | | | | | | | |
| 19-7707 | | | F | | | | | | | 43 | 76 | | | | | | | 43 | | |
| 19-7857 | | | R | | | | 44 | | | 30 | | 148 | | | | | | 79 | | |
| 1.9 dCi (85 kW) Eng.F9Q 8/02-10/07 | | | | | | | | | | | | | | | | | | | | |
| 19-7707 | | | F | | | | | | | 43 | 76 | | | | | | | 43 | | |
| 19-7857 | | | R | | | | 44 | | | 30 | | 148 | | | | | | 79 | | |
| 1.9 dCi (88 kW) Eng.F9Q 4/03-1/70 | | | | | | | | | | | | | | | | | | | | |
| 19-7707 | | | F | | | | | | | 43 | 76 | | | | | | | 43 | | |
| 19-7857 | | | R | | | | 44 | | | 30 | | 148 | | | | | | 79 | | |

NISSAN

| METELLI ref | Spare Parts | F/R | L/R | ABS | A | B | C | D | E | F | G | H | I | L | M | Fig | NOTE |
|---|-------------|-----|-----|-----|---|---|----|----|-----|---|---|---|---|----|---|-----|------|
| 2.0 (103 kW) Eng.QR20DE 3/02-1/70 | | | | | | | | | | | | | | | | | |
| 19-7707 | | F | | | | | 43 | 76 | | | | | | 43 | | | |
| 19-7857 | | R | | 44 | | | 30 | | 148 | | | | | 79 | | | |
| 2.2 dCi (102 kW) Eng.YD22DDT 4/03-1/70 | | | | | | | | | | | | | | | | | |
| 19-7707 | | F | | | | | 43 | 76 | | | | | | 43 | | | |
| 19-7857 | | R | | 44 | | | 30 | | 148 | | | | | 79 | | | |
| 2.2 Di (93 kW) Eng.YD22DDT 3/02-4/03 | | | | | | | | | | | | | | | | | |
| 19-7707 | | F | | | | | 43 | 76 | | | | | | 43 | | | |
| 19-7857 | | R | | 44 | | | 30 | | 148 | | | | | 79 | | | |
| Primera Traveller (WP11) 6/96-1/02 | | | | | | | | | | | | | | | | | |
| 1.6 16V (66 kW) Eng.GA16DE 4/98-12/01 | | | | | | | | | | | | | | | | | |
| 19-7022 | | F | | | | | 42 | 76 | | | | | | 38 | | | |
| 19-7855 | | R | | 44 | | | 30 | | 148 | | | | | 73 | | | +ABS |
| 1.6 16V (73 kW) Eng.GA16DE 4/98-12/01 | | | | | | | | | | | | | | | | | |
| 19-7022 | | F | | | | | 42 | 76 | | | | | | 38 | | | |
| 19-7855 | | R | | 44 | | | 30 | | 148 | | | | | 73 | | | +ABS |
| 1.8 16V (84 kW) Eng.QG18DE 8/99-12/01 | | | | | | | | | | | | | | | | | |
| 19-7022 | | F | | | | | 42 | 76 | | | | | | 38 | | | |
| 19-7855 | | R | | 44 | | | 30 | | 148 | | | | | 73 | | | +ABS |
| 2.0 16V (85 kW) Eng.SR20De 6/96-12/01 | | | | | | | | | | | | | | | | | |
| 19-7022 | | F | | | | | 42 | 76 | | | | | | 38 | | | |
| 19-7855 | | R | | 44 | | | 30 | | 148 | | | | | 73 | | | +ABS |
| 2.0 16V (96 kW) Eng.SR20DE 4/98-12/01 | | | | | | | | | | | | | | | | | |
| 19-7022 | | F | | | | | 42 | 76 | | | | | | 38 | | | |
| 19-7855 | | R | | 44 | | | 30 | | 148 | | | | | 73 | | | +ABS |
| 2.0 16V (103 kW) Eng.SR20DE 8/99-12/01 | | | | | | | | | | | | | | | | | |
| 19-7022 | | F | | | | | 42 | 76 | | | | | | 38 | | | |
| 19-7855 | | R | | 44 | | | 30 | | 148 | | | | | 73 | | | +ABS |

NISSAN

| METELLI ref | Spare Parts | | F/R | L/R | | | ABS | A | B | C | D | E | F | G | H | I | L | M | Fig | NOTE |
|---|-------------|--------|-----|-----|--|--|-----|---|----|----|----|-----|---|---|---|---|---|-------|-----|------|
| 2.0 TD (66 kW) Eng.CD20T (04.98-.) 4/98-12/01 | | | | | | | | | | | | | | | | | | | | |
| 19-7022 | | | F | | | | | | | 42 | 76 | | | | | | | 38 | | |
| Pulsar V Sedan (N15) 7/95-7/00 | | | | | | | | | | | | | | | | | | | | |
| 1.6 (86 kW) Eng.GA16DE 9/95-7/00 | | | | | | | | | | | | | | | | | | | | |
| 19-7021 | | | F | | | | | | | 39 | 72 | | | | | | | 37 | | |
| Pulsar VII Hatchback (C13)/ Sylphy/ Tiida 10/14-1/70 | | | | | | | | | | | | | | | | | | | | |
| 1.2 DIG-T (85 kW) Eng.HRA2DDT 10/14-1/70 | | | | | | | | | | | | | | | | | | | | |
| 19-7709 | | | F | | | | | | | | | 136 | | | | | | 75,25 | | |
| 1.5 dCi (81 kW) Eng.K9K 10/14-1/70 | | | | | | | | | | | | | | | | | | | | |
| 19-7709 | | | F | | | | | | | | | 136 | | | | | | 75,25 | | |
| 1.6 DIG-T (140 kW) Eng.MR16DDT 2/15-1/70 | | | | | | | | | | | | | | | | | | | | |
| 19-7709 | | | F | | | | | | | | | 136 | | | | | | 75,25 | | |
| Qashqai I/ Qashqai +2 (J10, JJ10)/ Dualis 2/07-4/14 | | | | | | | | | | | | | | | | | | | | |
| 1.5 dCi (76 kW) Eng.K9K 282, K9K 292 8/08-1/10 | | | | | | | | | | | | | | | | | | | | |
| 19-7709 | | -02/13 | F | | | | | | | | | 136 | | | | | | 75,25 | | |
| 19-7860 | | | R | | | | | | 24 | | | 146 | | | | | | 115 | | |
| 1.5 dCi (78 kW) Eng.K9K 282, K9K 292 11/06-11/13 | | | | | | | | | | | | | | | | | | | | |
| 19-7709 | | -02/13 | F | | | | | | | | | 136 | | | | | | 75,25 | | |
| 19-7860 | | | R | | | | | | 24 | | | 146 | | | | | | 115 | | |
| 1.5 dCi (81 kW) Eng.K9K 430 1/10-12/13 | | | | | | | | | | | | | | | | | | | | |
| 19-7709 | | -02/13 | F | | | | | | | | | 136 | | | | | | 75,25 | | |
| 19-7860 | | | R | | | | | | 24 | | | 146 | | | | | | 115 | | |
| 1.6 (84 kW) Eng.HR16DE 2/07-12/13 | | | | | | | | | | | | | | | | | | | | |
| 19-7709 | | -02/13 | F | | | | | | | | | 136 | | | | | | 75,25 | | |
| 19-7860 | | | R | | | | | | 24 | | | 146 | | | | | | 115 | | |

NISSAN

| METELLI ref | Spare Parts | | F/R | L/R | | | ABS | A | B | C | D | E | F | G | H | I | L | M | Fig | NOTE |
|---|-------------|--------|-----|-----|--|--|-----|---|----|---|---|-----|---|---|---|---|-------|---|-----|------|
| 1.6 (86 kW) Eng.HR16DE 11/10-12/13 | | | | | | | | | | | | | | | | | | | | |
| 19-7709 | | -02/13 | F | | | | | | | | | 136 | | | | | 75,25 | | | |
| 19-7860 | | | R | | | | | | 24 | | | 146 | | | | | 115 | | | |
| 1.6 dCi (96 kW) Eng.R9M 10/11-12/13 | | | | | | | | | | | | | | | | | | | | |
| 19-7709 | | -02/13 | F | | | | | | | | | 136 | | | | | 75,25 | | | |
| 19-7860 | | | R | | | | | | 24 | | | 146 | | | | | 115 | | | |
| 1.6 dCi 4WD (96 kW) Eng.R9M 10/11-12/13 | | | | | | | | | | | | | | | | | | | | |
| 19-7709 | | -02/13 | F | | | | | | | | | 136 | | | | | 75,25 | | | |
| 19-7861 | | | R | | | | | | | | | 148 | | | | | 95 | | | |
| 2.0 (102 kW) Eng.MR20DE 2/07-12/13 | | | | | | | | | | | | | | | | | | | | |
| 19-7709 | | -02/13 | F | | | | | | | | | 136 | | | | | 75,25 | | | |
| 19-7860 | | | R | | | | | | 24 | | | 146 | | | | | 115 | | | |
| 2.0 (104 kW) Eng.MR20DE 2/07-12/13 | | | | | | | | | | | | | | | | | | | | |
| 19-7709 | | -02/13 | F | | | | | | | | | 136 | | | | | 75,25 | | | |
| 19-7860 | | | R | | | | | | 24 | | | 146 | | | | | 115 | | | |
| 2.0 4WD (102 kW) Eng.MR20DE 2/07-12/13 | | | | | | | | | | | | | | | | | | | | |
| 19-7709 | | -02/13 | F | | | | | | | | | 136 | | | | | 75,25 | | | |
| 19-7861 | | | R | | | | | | | | | 148 | | | | | 95 | | | |
| 2.0 4WD (104 kW) Eng.MR20DE 2/07-12/13 | | | | | | | | | | | | | | | | | | | | |
| 19-7709 | | -02/13 | F | | | | | | | | | 136 | | | | | 75,25 | | | |
| 19-7861 | | | R | | | | | | | | | 148 | | | | | 95 | | | |
| 2.0 dCi (110 kW) Eng.M1D, M9R 2/07-12/13 | | | | | | | | | | | | | | | | | | | | |
| 19-7709 | | -02/13 | F | | | | | | | | | 136 | | | | | 75,25 | | | |
| 19-7860 | | | R | | | | | | 24 | | | 146 | | | | | 115 | | | |
| 2.0 dCi 4WD (110 kW) Eng.M1D, M9R 2/07-12/13 | | | | | | | | | | | | | | | | | | | | |
| 19-7709 | | -02/13 | F | | | | | | | | | 136 | | | | | 75,25 | | | |
| 19-7861 | | | R | | | | | | | | | 148 | | | | | 95 | | | |

NISSAN

| METELLI ref | Spare Parts | | F/R | L/R | | | ABS | A | B | C | D | E | F | G | H | I | L | M | Fig | NOTE |
|---|-------------|--|-----|-----|--|--|-----|---|----|---|----|-------|---|---|---|-------|----|---|-----|----------|
| Qashqai II Close Off-Road (J11, J11_) 11/13-1/70 | | | | | | | | | | | | | | | | | | | | |
| 1.2 DIG-T (85 kW) Eng.HRA2DDT 11/13-1/70 | | | | | | | | | | | | | | | | | | | | |
| 19-8136 | | | F | | | | | | 29 | | | | | | | | | | | with Nut |
| 19-8142 | | | R | | | | | | | | 84 | 147,8 | | | | 120,5 | 69 | | | |
| 19-8145 | | | F | | | | | | 29 | | 85 | 136 | | | | 79,5 | 47 | | | w/o Nut |
| 1.3 DIG-T (103 kW) Eng.HR13DDT 8/18-1/70 | | | | | | | | | | | | | | | | | | | | |
| 19-8136 | | | F | | | | | | 29 | | | | | | | | | | | with Nut |
| 19-8142 | | | R | | | | | | | | 84 | 147,8 | | | | 120,5 | 69 | | | |
| 19-8145 | | | F | | | | | | 29 | | 85 | 136 | | | | 79,5 | 47 | | | w/o Nut |
| 1.3 DIG-T (116 kW) Eng.HR13DDT 10/20-1/70 | | | | | | | | | | | | | | | | | | | | |
| 19-8136 | | | F | | | | | | 29 | | | | | | | | | | | with Nut |
| 19-8142 | | | R | | | | | | | | 84 | 147,8 | | | | 120,5 | 69 | | | |
| 19-8145 | | | F | | | | | | 29 | | 85 | 136 | | | | 79,5 | 47 | | | w/o Nut |
| 1.3 DIG-T (118 kW) Eng.HR13DDT 8/18-1/70 | | | | | | | | | | | | | | | | | | | | |
| 19-8136 | | | F | | | | | | 29 | | | | | | | | | | | with Nut |
| 19-8142 | | | R | | | | | | | | 84 | 147,8 | | | | 120,5 | 69 | | | |
| 19-8145 | | | F | | | | | | 29 | | 85 | 136 | | | | 79,5 | 47 | | | w/o Nut |
| 1.5 dCi (81 kW) Eng.K9K 636, K9K 646 11/13-1/70 | | | | | | | | | | | | | | | | | | | | |
| 19-8136 | | | F | | | | | | 29 | | | | | | | | | | | with Nut |
| 19-8142 | | | R | | | | | | | | 84 | 147,8 | | | | 120,5 | 69 | | | |
| 19-8145 | | | F | | | | | | 29 | | 85 | 136 | | | | 79,5 | 47 | | | w/o Nut |
| 1.5 dCi (85 kW) Eng.K9K 872 6/18-1/70 | | | | | | | | | | | | | | | | | | | | |
| 19-8136 | | | F | | | | | | 29 | | | | | | | | | | | with Nut |
| 19-8142 | | | R | | | | | | | | 84 | 147,8 | | | | 120,5 | 69 | | | |
| 19-8145 | | | F | | | | | | 29 | | 85 | 136 | | | | 79,5 | 47 | | | w/o Nut |
| 1.6 dCi (96 kW) Eng.R9M 11/13-1/70 | | | | | | | | | | | | | | | | | | | | |
| 19-8136 | | | F | | | | | | 29 | | | | | | | | | | | with Nut |
| 19-8142 | | | R | | | | | | | | 84 | 147,8 | | | | 120,5 | 69 | | | |

NISSAN

| METELLI ref | Spare Parts | | F/R | L/R | | | ABS | A | B | C | D | E | F | G | H | I | L | M | Fig | NOTE |
|---|-------------|--------|-----|-----|--|--|-----|---|----|----|----|-------|---|---|---|-------|----|---|-----|----------|
| 19-8145 | | | F | | | | | | 29 | | 85 | 136 | | | | 79,5 | 47 | | | w/o Nut |
| 1.6 dCi ALL MODE 4x4-i (96 kW) Eng.R9M 11/13-1/70 | | | | | | | | | | | | | | | | | | | | |
| 19-8136 | | | F | | | | | | 29 | | | | | | | | | | | with Nut |
| 19-8145 | | | F | | | | | | 29 | | 85 | 136 | | | | 79,5 | 47 | | | w/o Nut |
| 1.6 DIG-T (120 kW) Eng.MR16DDT 10/14-1/70 | | | | | | | | | | | | | | | | | | | | |
| 19-8136 | | | F | | | | | | 29 | | | | | | | | | | | with Nut |
| 19-8142 | | | R | | | | | | | | 84 | 147,8 | | | | 120,5 | 69 | | | |
| 19-8145 | | | F | | | | | | 29 | | 85 | 136 | | | | 79,5 | 47 | | | w/o Nut |
| 1.7 dCi (110 kW) Eng.R9N 401 1/19-1/70 | | | | | | | | | | | | | | | | | | | | |
| 19-8136 | | | F | | | | | | 29 | | | | | | | | | | | with Nut |
| 19-8142 | | | R | | | | | | | | 84 | 147,8 | | | | 120,5 | 69 | | | |
| 19-8145 | | | F | | | | | | 29 | | 85 | 136 | | | | 79,5 | 47 | | | w/o Nut |
| 1.7 dCi ALL MODE 4x4-i (110 kW) Eng.R9N 401 1/19-1/70 | | | | | | | | | | | | | | | | | | | | |
| 19-8136 | | | F | | | | | | 29 | | | | | | | | | | | with Nut |
| 19-8142 | | | R | | | | | | | | 84 | 147,8 | | | | 120,5 | 69 | | | |
| 19-8145 | | | F | | | | | | 29 | | 85 | 136 | | | | 79,5 | 47 | | | w/o Nut |
| 2.0 (J11E) (106 kW) Eng.MR20DD 6/14-1/70 | | | | | | | | | | | | | | | | | | | | |
| 19-8142 | | | R | | | | | | | | 84 | 147,8 | | | | 120,5 | 69 | | | |
| 19-8145 | | | F | | | | | | 29 | | 85 | 136 | | | | 79,5 | 47 | | | w/o Nut |
| 2.0 ALL MODE 4x4-i (J11R) (106 kW) Eng.MR20DD 10/15-1/70 | | | | | | | | | | | | | | | | | | | | |
| 19-8145 | | | F | | | | | | 29 | | 85 | 136 | | | | 79,5 | 47 | | | w/o Nut |
| Serena I (C23)/ Largo/ Vanette Serena 6/91-9/01 | | | | | | | | | | | | | | | | | | | | |
| 1.6 (71 kW) Eng.GA16DE 2/93-9/01 | | | | | | | | | | | | | | | | | | | | |
| 19-7816 | | 12/00- | R | | | | | | | 42 | 80 | | | | | | | | 38 | |
| 2.3 D (55 kW) Eng.LD23 1/95-9/01 | | | | | | | | | | | | | | | | | | | | |
| 19-7816 | | 12/00- | R | | | | | | | 42 | 80 | | | | | | | | 38 | |

NISSAN

| METELLI ref | Spare Parts | | F/R | L/R | | | ABS | A | B | C | D | E | F | G | H | I | L | M | Fig | NOTE |
|--|-------------|--------|-----|-----|--|--|-----|---|---|----|------|---|---|---|---|---|------|-------|-----|------|
| 2.0 D (55 kW) Eng.CD20 10/90-5/95 | | | | | | | | | | | | | | | | | | | | |
| 19-7021 | | | F | | | | | | | 39 | 72 | | | | | | | 37 | | |
| 2.0 GTI 16V (105 kW) Eng.SR20DE 10/90-5/95 | | | | | | | | | | | | | | | | | | | | |
| 19-7021 | | | F | | | | | | | 39 | 72 | | | | | | | 37 | | |
| 2.0 GTI-R 4x4 (162 kW) Eng.SR20DET 10/90-5/95 | | | | | | | | | | | | | | | | | | | | |
| 19-7021 | | | F/R | | | | | | | 39 | 72 | | | | | | | 37 | | |
| Sunny IV Liftback (N14) 10/90-6/95 | | | | | | | | | | | | | | | | | | | | |
| 1.4 i (55 kW) Eng.GA14DE, GA14DS 10/90-5/95 | | | | | | | | | | | | | | | | | | | | |
| 19-7021 | | | F | | | | | | | 39 | 72 | | | | | | | 37 | | |
| 1.4 i 16V (64 kW) Eng.GA14DE 10/90-6/95 | | | | | | | | | | | | | | | | | | | | |
| 19-7021 | | | F | | | | | | | 39 | 72 | | | | | | | 37 | | |
| 1.6 i (66 kW) Eng.GA16DE, GA16DEL, GA16DS 10/90-5/95 | | | | | | | | | | | | | | | | | | | | |
| 19-7021 | | | F | | | | | | | 39 | 72 | | | | | | | 37 | | |
| 1.6 i 16V (75 kW) Eng.GA16DE 10/92-5/95 | | | | | | | | | | | | | | | | | | | | |
| 19-7021 | | | F | | | | | | | 39 | 72 | | | | | | | 37 | | |
| 2.0 D (55 kW) Eng.CD20 10/90-5/95 | | | | | | | | | | | | | | | | | | | | |
| 19-7021 | | | F | | | | | | | 39 | 72 | | | | | | | 37 | | |
| 2.0 i 16V (105 kW) Eng.SR20DE 10/90-5/95 | | | | | | | | | | | | | | | | | | | | |
| 19-7021 | | | F | | | | | | | 39 | 72 | | | | | | | 37 | | |
| Terrano I (WD21)/ Pathfinder 1/86-2/96 | | | | | | | | | | | | | | | | | | | | |
| 2.4 i 4WD (76 kW) Eng.Z24i 10/87-2/93 | | | | | | | | | | | | | | | | | | | | |
| 19-7506 | | | R | | | | | | | 40 | 80 | | | | | | | 19,75 | | |
| 19-7711 | | | F | | | | | | | 41 | 77,8 | | | | | | 19,8 | 19,8 | | |
| 2.7 TD 4WD (73 kW) Eng.TD27T 2/89-2/96 | | | | | | | | | | | | | | | | | | | | |
| 19-7506 | | -01/94 | R | | | | | | | 40 | 80 | | | | | | | 19,75 | | |
| 19-7711 | | -01/94 | F | | | | | | | 41 | 77,8 | | | | | | 19,8 | 19,8 | | |

NISSAN

| METELLI ref | Spare Parts | | F/R | L/R | | ABS | A | B | C | D | E | F | G | H | I | L | M | Fig | NOTE |
|--|-------------|--------|-----|-----|--|-----|---|---|----|------|---|---|---|---|------|-------|---|-----|----------|
| 3.0 i 4WD (109 kW) Eng.VG30E 1/90-12/95 | | | | | | | | | | | | | | | | | | | |
| 19-7506 | | -01/94 | R | | | | | | 40 | 80 | | | | | | 19,75 | | | |
| 19-7711 | | -01/94 | F | | | | | | 41 | 77,8 | | | | | 19,8 | 19,8 | | | |
| Terrano II (R20)/ Mistral 10/92-9/07 | | | | | | | | | | | | | | | | | | | |
| 2.4 4WD (85 kW) Eng.KA24E 5/96-1/02 | | | | | | | | | | | | | | | | | | | |
| 19-7711 | | | F | | | | | | 41 | 77,8 | | | | | 19,8 | 19,8 | | | Mod. R20 |
| 19-7816 | | | R | | | | | | 42 | 80 | | | | | | 38 | | | Mod. R20 |
| 2.4 4WD (87 kW) Eng.KA24E 5/96-9/07 | | | | | | | | | | | | | | | | | | | |
| 19-7711 | | -12/06 | F | | | | | | 41 | 77,8 | | | | | 19,8 | 19,8 | | | Mod. R20 |
| 19-7816 | | -12/06 | R | | | | | | 42 | 80 | | | | | | 38 | | | Mod. R20 |
| 2.4 i 12V 4WD (91 kW) Eng.KA24E 2/93-12/97 | | | | | | | | | | | | | | | | | | | |
| 19-7711 | | 05/96- | F | | | | | | 41 | 77,8 | | | | | 19,8 | 19,8 | | | Mod. R20 |
| 19-7816 | | 05/96- | R | | | | | | 42 | 80 | | | | | | 38 | | | Mod. R20 |
| 2.7 TD 4WD (74 kW) Eng.TD27T 2/93-1/02 | | | | | | | | | | | | | | | | | | | |
| 19-7711 | | 05/96- | F | | | | | | 41 | 77,8 | | | | | 19,8 | 19,8 | | | Mod. R20 |
| 19-7816 | | 05/96- | R | | | | | | 42 | 80 | | | | | | 38 | | | Mod. R20 |
| 2.7 TDi 4WD (92 kW) Eng.TD27TI 5/96-9/07 | | | | | | | | | | | | | | | | | | | |
| 19-7711 | | -12/06 | F | | | | | | 41 | 77,8 | | | | | 19,8 | 19,8 | | | Mod. R20 |
| 19-7816 | | -12/06 | R | | | | | | 42 | 80 | | | | | | 38 | | | Mod. R20 |
| 3.0 Di 4WD (113 kW) Eng.ZD30 5/02-9/07 | | | | | | | | | | | | | | | | | | | |
| 19-7711 | | -12/06 | F | | | | | | 41 | 77,8 | | | | | 19,8 | 19,8 | | | Mod. R20 |
| 19-7816 | | -12/06 | R | | | | | | 42 | 80 | | | | | | 38 | | | Mod. R20 |
| X-Trail I (T30) 6/01-1/13 | | | | | | | | | | | | | | | | | | | |
| 2.0 (103 kW) Eng.QR20DE 7/01-1/13 | | | | | | | | | | | | | | | | | | | |
| 19-7707 | | | F | | | | | | 43 | 76 | | | | | | 43 | | | |
| 2.0 (110 kW) Eng.QR20DE 9/01-1/13 | | | | | | | | | | | | | | | | | | | |
| 19-7707 | | | F | | | | | | 43 | 76 | | | | | | 43 | | | |

NISSAN

| METELLI ref | Spare Parts | | F/R | L/R | | | ABS | A | B | C | D | E | F | G | H | I | L | M | Fig | NOTE |
|--|-------------|--|-----|-----|--|--|-----|---|---|----|----|---|---|---|---|---|---|----|-----|------|
| 2.0 4x4 (103 kW) Eng.QR20DE 7/01-1/13 | | | | | | | | | | | | | | | | | | | | |
| 19-7707 | | | F | | | | | | | 43 | 76 | | | | | | | 43 | | |
| 19-7853 | | | R | | | | | | | 43 | 79 | | | | | | | 45 | | |
| 2.0 4x4 (110 kW) Eng.QR20DE 9/01-1/13 | | | | | | | | | | | | | | | | | | | | |
| 19-7707 | | | F | | | | | | | 43 | 76 | | | | | | | 43 | | |
| 19-7853 | | | R | | | | | | | 43 | 79 | | | | | | | 45 | | |
| 2.0 4x4 (206 kW) Eng.SR20VET 6/01-1/13 | | | | | | | | | | | | | | | | | | | | |
| 19-7707 | | | F | | | | | | | 43 | 76 | | | | | | | 43 | | |
| 19-7853 | | | R | | | | | | | 43 | 79 | | | | | | | 45 | | |
| 2.2 DCi (84 kW) Eng.YD22DDTi, YD22ETI 10/04-1/13 | | | | | | | | | | | | | | | | | | | | |
| 19-7707 | | | F | | | | | | | 43 | 76 | | | | | | | 43 | | |
| 2.2 dCi (100 kW) Eng.YD22DDTi, YD22ETI 12/03-1/13 | | | | | | | | | | | | | | | | | | | | |
| 19-7707 | | | F | | | | | | | 43 | 76 | | | | | | | 43 | | |
| 2.2 dCi 4x4 (100 kW) Eng.YD22DDTi, YD22ETI 6/01-12/08 | | | | | | | | | | | | | | | | | | | | |
| 19-7707 | | | F | | | | | | | 43 | 76 | | | | | | | 43 | | |
| 19-7853 | | | R | | | | | | | 43 | 79 | | | | | | | 45 | | |
| 2.2 DCi FWD (84 kW) Eng.YD22ETI 6/01-9/04 | | | | | | | | | | | | | | | | | | | | |
| 19-7707 | | | F | | | | | | | 43 | 76 | | | | | | | 43 | | |
| 2.2 Di 4x4 (84 kW) Eng.YD22DDTi, YD22ETI 7/01-10/05 | | | | | | | | | | | | | | | | | | | | |
| 19-7707 | | | F | | | | | | | 43 | 76 | | | | | | | 43 | | |
| 19-7853 | | | R | | | | | | | 43 | 79 | | | | | | | 45 | | |
| 2.5 4x4 (121 kW) Eng.QR25DE 9/02-1/13 | | | | | | | | | | | | | | | | | | | | |
| 19-7707 | | | F | | | | | | | 43 | 76 | | | | | | | 43 | | |
| 19-7853 | | | R | | | | | | | 43 | 79 | | | | | | | 45 | | |
| 2.5 4x4 (132 kW) Eng.QR25DE 11/02-1/13 | | | | | | | | | | | | | | | | | | | | |
| 19-7707 | | | F | | | | | | | 43 | 76 | | | | | | | 43 | | |
| 19-7853 | | | R | | | | | | | 43 | 79 | | | | | | | 45 | | |
| 2.5 4x4 (134 kW) Eng.QR25DE 9/01-2/07 | | | | | | | | | | | | | | | | | | | | |
| 19-7707 | | | F | | | | | | | 43 | 76 | | | | | | | 43 | | |

NISSAN

| METELLI ref | Spare Parts | F/R | L/R | ABS | A | B | C | D | E | F | G | H | I | L | M | Fig | NOTE |
|---|-------------|-----|-----|-----|---|----|----|----|-----|---|---|---|---|-------|---|-----|----------|
| 19-7853 | | R | | | | | 43 | 79 | | | | | | 45 | | | |
| X-Trail II (T31) 3/07-7/14 | | | | | | | | | | | | | | | | | |
| 2.0 (101 kW) Eng.MR20DE 6/07-11/13 | | | | | | | | | | | | | | | | | |
| 19-7709 | | F | | | | | | | 136 | | | | | 75,25 | | | |
| 19-7860 | | R | | | | 24 | | | 146 | | | | | 115 | | | |
| 2.0 (102 kW) Eng.MR20DE 6/08-2/14 | | | | | | | | | | | | | | | | | |
| 19-7709 | | F | | | | | | | 136 | | | | | 75,25 | | | |
| 19-7860 | | R | | | | 24 | | | 146 | | | | | 115 | | | |
| 2.0 (103 kW) Eng.MR20DE 6/08-11/13 | | | | | | | | | | | | | | | | | |
| 19-7709 | | F | | | | | | | 136 | | | | | 75,25 | | | Mod. T31 |
| 19-7860 | | R | | | | 24 | | | 146 | | | | | 115 | | | Mod. T31 |
| 19-7861 | | R | | | | | | | 148 | | | | | 95 | | | Mod. T31 |
| 2.0 (104 kW) Eng.MR20DE 6/07-11/13 | | | | | | | | | | | | | | | | | |
| 19-7709 | | F | | | | | | | 136 | | | | | 75,25 | | | Mod. T31 |
| 19-7860 | | R | | | | 24 | | | 146 | | | | | 115 | | | Mod. T31 |
| 19-7861 | | R | | | | | | | 148 | | | | | 95 | | | Mod. T31 |
| 2.0 dCi (127 kW) Eng.M9R 760 6/07-11/13 | | | | | | | | | | | | | | | | | |
| 19-7709 | | F | | | | | | | 136 | | | | | 75,25 | | | Mod. T31 |
| 19-7860 | | R | | | | 24 | | | 146 | | | | | 115 | | | Mod. T31 |
| 19-7861 | | R | | | | | | | 148 | | | | | 95 | | | Mod. T31 |
| 2.0 dCi 4x4 (110 kW) Eng.M9R 6/07-11/13 | | | | | | | | | | | | | | | | | |
| 19-7709 | | F | | | | | | | 136 | | | | | 75,25 | | | Mod. T31 |
| 19-7860 | | R | | | | 24 | | | 146 | | | | | 115 | | | Mod. T31 |
| 19-7861 | | R | | | | | | | 148 | | | | | 95 | | | Mod. T31 |
| 2.0 dCi 4x4 (130 kW) Eng.M9R 760 10/09-11/13 | | | | | | | | | | | | | | | | | |
| 19-7709 | | F | | | | | | | 136 | | | | | 75,25 | | | |
| 2.0 dCi FWD (110 kW) Eng.M9R 6/07-11/13 | | | | | | | | | | | | | | | | | |
| 19-7709 | | F | | | | | | | 136 | | | | | 75,25 | | | Mod. T31 |

NISSAN

| METELLI ref | Spare Parts | F/R | L/R | ABS | A | B | C | D | E | F | G | H | I | L | M | Fig | NOTE |
|---|-------------|-----|-----|-----|---|----|---|---|-----|---|---|---|---|-------|---|-----|----------|
| 19-7860 | | R | | | | 24 | | | 146 | | | | | 115 | | | Mod. T31 |
| 2.0 FWD (101 kW) Eng.MR20DE 9/12-2/14 | | | | | | | | | | | | | | | | | |
| 19-7709 | | F | | | | | | | 136 | | | | | 75,25 | | | |
| 19-7860 | | R | | | | 24 | | | 146 | | | | | 115 | | | |
| 2.0 FWD (103 kW) Eng.MR20DE 6/08-11/13 | | | | | | | | | | | | | | | | | |
| 19-7709 | | F | | | | | | | 136 | | | | | 75,25 | | | Mod. T31 |
| 19-7860 | | R | | | | 24 | | | 146 | | | | | 115 | | | Mod. T31 |
| 2.0 FWD (104 kW) Eng.MR20DE 3/07-11/13 | | | | | | | | | | | | | | | | | |
| 19-7709 | | F | | | | | | | 136 | | | | | 75,25 | | | |
| 19-7860 | | R | | | | 24 | | | 146 | | | | | 115 | | | |
| 2.5 (132 kW) Eng.QR25DE 9/07-7/14 | | | | | | | | | | | | | | | | | |
| 19-7709 | | F | | | | | | | 136 | | | | | 75,25 | | | |
| 19-7860 | | R | | | | 24 | | | 146 | | | | | 115 | | | |
| 2.5 4x4 (124 kW) Eng.QR25DE 6/07-11/13 | | | | | | | | | | | | | | | | | |
| 19-7709 | | F | | | | | | | 136 | | | | | 75,25 | | | Mod. T31 |
| 19-7861 | | R | | | | | | | 148 | | | | | 95 | | | Mod. T31 |
| X-Trail III (T32_) 10/13-1/70 | | | | | | | | | | | | | | | | | |
| 1.3 DIG-T (118 kW) Eng.HR13DDT 4/19-1/70 | | | | | | | | | | | | | | | | | |
| 19-7860 | | R | | | | 24 | | | 146 | | | | | 115 | | | |
| 1.6 dCi (T32) (96 kW) Eng.R9M 4/14-1/70 | | | | | | | | | | | | | | | | | |
| 19-7860 | | R | | | | 24 | | | 146 | | | | | 115 | | | |
| 1.6 dCi ALL MODE 4x4-i (NT32) (96 kW) Eng.R9M 4/14-1/70 | | | | | | | | | | | | | | | | | |
| 19-7861 | | R | | | | | | | 148 | | | | | 95 | | | |
| 1.6 DIG-T (T32) (120 kW) Eng.MR16DDT 6/15-1/70 | | | | | | | | | | | | | | | | | |
| 19-7860 | | R | | | | 24 | | | 146 | | | | | 115 | | | |
| 1.7 dCi (96 kW) Eng.R9N 4/19-1/70 | | | | | | | | | | | | | | | | | |
| 19-7860 | | R | | | | 24 | | | 146 | | | | | 115 | | | |

NISSAN

| METELLI ref | Spare Parts | F/R | L/R | ABS | A | B | C | D | E | F | G | H | I | L | M | Fig | NOTE |
|---|-------------|-----|-----|-----|---|----|---|---|-----|---|---|---|---|-----|---|-----|------|
| 2.5 (T32) (124 kW) Eng.QR25DE 1/15-1/70 | | | | | | | | | | | | | | | | | |
| 19-7860 | | R | | | | 24 | | | 146 | | | | | 115 | | | |
| 2.5 (T32) (126 kW) Eng.QR25DE 12/13-1/70 | | | | | | | | | | | | | | | | | |
| 19-7860 | | R | | | | 24 | | | 146 | | | | | 115 | | | |
| 2.5 ALL MODE 4x4-i (NT32) (124 kW) Eng.QR25DE 10/14-1/70 | | | | | | | | | | | | | | | | | |
| 19-7861 | | R | | | | | | | 148 | | | | | 95 | | | |

NISSAN HCV

Interstar I Bus (X70) 4/02-1/70

dCi 100 (73 kW) Eng.G9U 720, G9U 750 11/03-3/06

| | | | | | | | | | | | | | | | | | |
|---------|--|---|--|--|--|--|------|----|--|--|--|--|--|----|--|--|---------------|
| 19-2341 | | F | | | | | 49 | 84 | | | | | | 48 | | | 16Inch Wheels |
| 19-2723 | | R | | | | | 45,3 | 80 | | | | | | 48 | | | |

dCi 100 (74 kW) Eng.G9U 650 4/06-3/11

| | | | | | | | | | | | | | | | | | |
|---------|--|---|--|--|--|--|------|----|--|--|--|--|--|----|--|--|---------------|
| 19-2341 | | F | | | | | 49 | 84 | | | | | | 48 | | | 16Inch Wheels |
| 19-2723 | | R | | | | | 45,3 | 80 | | | | | | 48 | | | |

dCi 120 (84 kW) Eng.G9U 720, G9U 724, G9U 750, G9U 754 4/02-8/06

| | | | | | | | | | | | | | | | | | |
|---------|--|---|--|--|--|--|------|----|--|--|--|--|--|----|--|--|---------------|
| 19-2341 | | F | | | | | 49 | 84 | | | | | | 48 | | | 16Inch Wheels |
| 19-2723 | | R | | | | | 45,3 | 80 | | | | | | 48 | | | |

dCi 120 (88 kW) Eng.G9U 650 9/06-3/11

| | | | | | | | | | | | | | | | | | |
|---------|--|---|--|--|--|--|------|----|--|--|--|--|--|----|--|--|---------------|
| 19-2341 | | F | | | | | 49 | 84 | | | | | | 48 | | | 16Inch Wheels |
| 19-2723 | | R | | | | | 45,3 | 80 | | | | | | 48 | | | |

dCi 140 (100 kW) Eng.ZD30 11/03-1/70

| | | | | | | | | | | | | | | | | | |
|---------|--|---|--|--|--|--|------|----|--|--|--|--|--|----|--|--|---------------|
| 19-2341 | | F | | | | | 49 | 84 | | | | | | 48 | | | 16Inch Wheels |
| 19-2723 | | R | | | | | 45,3 | 80 | | | | | | 48 | | | |

dCi 150 (107 kW) Eng.G9U 632 9/06-3/11

| | | | | | | | | | | | | | | | | | |
|---------|--|---|--|--|--|--|------|----|--|--|--|--|--|----|--|--|---------------|
| 19-2341 | | F | | | | | 49 | 84 | | | | | | 48 | | | 16Inch Wheels |
| 19-2723 | | R | | | | | 45,3 | 80 | | | | | | 48 | | | |

NISSAN HCV

| METELLI ref | Spare Parts | | F/R | L/R | | | ABS | A | B | C | D | E | F | G | H | I | L | M | Fig | NOTE |
|--|-------------|--|-----|-----|--|--|-----|---|---|------|----|---|---|---|---|---|---|---|-----|---------------|
| dCi 80 (60 kW) Eng.F9Q 772, F9Q 774 4/02-8/06 | | | | | | | | | | | | | | | | | | | | |
| 19-2341 | | | F | | | | | | | 49 | 84 | | | | | | | | 48 | 16Inch Wheels |
| 19-2723 | | | R | | | | | | | 45,3 | 80 | | | | | | | | 48 | |
| dCi 90 (66 kW) Eng.G9T 722 7/02-8/06 | | | | | | | | | | | | | | | | | | | | |
| 19-2341 | | | F | | | | | | | 49 | 84 | | | | | | | | 48 | 16Inch Wheels |
| 19-2723 | | | R | | | | | | | 45,3 | 80 | | | | | | | | 48 | |
| Interstar I Platform/Chassis 8/03-1/70 | | | | | | | | | | | | | | | | | | | | |
| dCi 100 (73 kW) Eng.G9U 720, G9U 754 2/04-1/70 | | | | | | | | | | | | | | | | | | | | |
| 19-2341 | | | F | | | | | | | 49 | 84 | | | | | | | | 48 | 16Inch Wheels |
| 19-2723 | | | R | | | | | | | 45,3 | 80 | | | | | | | | 48 | |
| dCi 120 (84 kW) Eng.G9U 720, G9U 724, G9U 750, G9U 754 8/03-1/70 | | | | | | | | | | | | | | | | | | | | |
| 19-2341 | | | F | | | | | | | 49 | 84 | | | | | | | | 48 | 16Inch Wheels |
| dCi 120 (88 kW) Eng.G9U 650 8/06-1/70 | | | | | | | | | | | | | | | | | | | | |
| 19-2341 | | | F | | | | | | | 49 | 84 | | | | | | | | 48 | 16Inch Wheels |
| 19-2723 | | | R | | | | | | | 45,3 | 80 | | | | | | | | 48 | |
| dCi 140 (100 kW) Eng.ZD30 11/03-1/70 | | | | | | | | | | | | | | | | | | | | |
| 19-2341 | | | F | | | | | | | 49 | 84 | | | | | | | | 48 | 16Inch Wheels |
| 19-2723 | | | R | | | | | | | 45,3 | 80 | | | | | | | | 48 | |
| dCi 150 (107 kW) Eng.G9U 632 8/06-1/70 | | | | | | | | | | | | | | | | | | | | |
| 19-2341 | | | F | | | | | | | 49 | 84 | | | | | | | | 48 | 16Inch Wheels |
| 19-2723 | | | R | | | | | | | 45,3 | 80 | | | | | | | | 48 | |
| Interstar I Van (X70) 4/02-1/70 | | | | | | | | | | | | | | | | | | | | |
| dCi 100 (73 kW) Eng.G9U 720, G9U 754 11/03-3/06 | | | | | | | | | | | | | | | | | | | | |
| 19-2341 | | | F | | | | | | | 49 | 84 | | | | | | | | 48 | 16Inch Wheels |
| 19-2723 | | | R | | | | | | | 45,3 | 80 | | | | | | | | 48 | |
| dCi 100 (74 kW) Eng.G9U 720, G9U 754 4/06-1/70 | | | | | | | | | | | | | | | | | | | | |
| 19-2341 | | | F | | | | | | | 49 | 84 | | | | | | | | 48 | 16Inch Wheels |

NISSAN HCV

| METELLI ref | Spare Parts | F/R | L/R | ABS | A | B | C | D | E | F | G | H | I | L | M | Fig | NOTE |
|--|-------------|-----|-----|-----|---|---|------|----|---|---|---|---|---|----|---|-----|---------------|
| 19-2723 | | R | | | | | 45,3 | 80 | | | | | | 48 | | | |
| dCi 120 (84 kW) Eng.G9U 720, G9U 724, G9U 750, G9U 754 4/02-1/70 | | | | | | | | | | | | | | | | | |
| 19-2341 | | F | | | | | 49 | 84 | | | | | | 48 | | | 16Inch Wheels |
| 19-2723 | | R | | | | | 45,3 | 80 | | | | | | 48 | | | |
| dCi 120 (88 kW) Eng.G9U 650 9/06-1/70 | | | | | | | | | | | | | | | | | |
| 19-2341 | | F | | | | | 49 | 84 | | | | | | 48 | | | 16Inch Wheels |
| 19-2723 | | R | | | | | 45,3 | 80 | | | | | | 48 | | | |
| dCi 140 (100 kW) Eng.ZD30 11/03-1/70 | | | | | | | | | | | | | | | | | |
| 19-2341 | | F | | | | | 49 | 84 | | | | | | 48 | | | 16Inch Wheels |
| 19-2723 | | R | | | | | 45,3 | 80 | | | | | | 48 | | | |
| dCi 150 (107 kW) Eng.G9U 632 9/06-1/70 | | | | | | | | | | | | | | | | | |
| 19-2341 | | F | | | | | 49 | 84 | | | | | | 48 | | | 16Inch Wheels |
| 19-2723 | | R | | | | | 45,3 | 80 | | | | | | 48 | | | |
| dCi 80 (60 kW) Eng.F9Q 772, F9Q 774 4/02-8/06 | | | | | | | | | | | | | | | | | |
| 19-2341 | | F | | | | | 49 | 84 | | | | | | 48 | | | 16Inch Wheels |
| 19-2723 | | R | | | | | 45,3 | 80 | | | | | | 48 | | | |
| dCi 90 (66 kW) Eng.G9T 722 7/02-1/70 | | | | | | | | | | | | | | | | | |
| 19-2341 | | F | | | | | 49 | 84 | | | | | | 48 | | | 16Inch Wheels |
| 19-2723 | | R | | | | | 45,3 | 80 | | | | | | 48 | | | |

NISSAN LCV

Kubistar Van (X76) 8/03-1/70

1.2 (44 kW) Eng.D7F 764 8/03-1/70

| | | | | | | | | | | | | | | | | | |
|---------|--|---|--|--|----|--|----|----|-------|--|--|--|--|------|--|--|------|
| 19-2350 | | F | | | | | 37 | 72 | | | | | | 37 | | | |
| 19-2607 | | R | | | | | 25 | 55 | | | | | | 43 | | | -ABS |
| 19-2736 | | R | | | 43 | | 25 | | 132,7 | | | | | 73,5 | | | +ABS |

1.2 16V (55 kW) Eng.D4F 712 4/06-1/70

| | | | | | | | | | | | | | | | | | |
|---------|--|---|--|--|--|--|----|----|--|--|--|--|--|----|--|--|--|
| 19-2350 | | F | | | | | 37 | 72 | | | | | | 37 | | | |
|---------|--|---|--|--|--|--|----|----|--|--|--|--|--|----|--|--|--|

NISSAN LCV

| METELLI ref | Spare Parts | | F/R | L/R | | ABS | A | B | C | D | E | F | G | H | I | L | M | Fig | NOTE |
|--|-------------|--|-----|-----|--|-----|---|---|----|----|-------|---|---|---|---|------|---|-----|------|
| 19-2607 | | | R | | | | | | 25 | 55 | | | | | | 43 | | | -ABS |
| 19-2736 | | | R | | | 43 | | | 25 | | 132,7 | | | | | 73,5 | | | +ABS |
| 1.4 (55 kW) Eng.K7J 700 8/03-10/09 | | | | | | | | | | | | | | | | | | | |
| 19-2350 | | | F | | | | | | 37 | 72 | | | | | | 37 | | | |
| 1.5 dCi (42 kW) Eng.K9K 710, K9K 714 8/03-10/09 | | | | | | | | | | | | | | | | | | | |
| 19-2350 | | | F | | | | | | 37 | 72 | | | | | | 37 | | | |
| 1.5 dCi (45 kW) Eng.K9K 710, K9K 714 8/05-10/09 | | | | | | | | | | | | | | | | | | | |
| 19-2350 | | | F | | | | | | 37 | 72 | | | | | | 37 | | | |
| 19-2607 | | | R | | | | | | 25 | 55 | | | | | | 43 | | | -ABS |
| 19-2736 | | | R | | | 43 | | | 25 | | 132,7 | | | | | 73,5 | | | +ABS |
| 1.5 dCi (48 kW) Eng.K9K 704 8/03-1/70 | | | | | | | | | | | | | | | | | | | |
| 19-2350 | | | F | | | | | | 37 | 72 | | | | | | 37 | | | |
| 19-2607 | | | R | | | | | | 25 | 55 | | | | | | 43 | | | -ABS |
| 19-2736 | | | R | | | 43 | | | 25 | | 132,7 | | | | | 73,5 | | | +ABS |
| 1.5 dCi (60 kW) Eng.K9K 722 8/03-10/09 | | | | | | | | | | | | | | | | | | | |
| 19-2350 | | | F | | | | | | 37 | 72 | | | | | | 37 | | | |
| 19-2607 | | | R | | | | | | 25 | 55 | | | | | | 43 | | | -ABS |
| 19-2736 | | | R | | | 43 | | | 25 | | 132,7 | | | | | 73,5 | | | +ABS |
| 1.5 dCi 70 (50 kW) Eng.K9K 700, K9K 716 9/05-10/09 | | | | | | | | | | | | | | | | | | | |
| 19-2350 | | | F | | | | | | 37 | 72 | | | | | | 37 | | | |
| 1.6 16V (70 kW) Eng.K4M 752 8/03-10/09 | | | | | | | | | | | | | | | | | | | |
| 19-2350 | | | F | | | | | | 37 | 72 | | | | | | 37 | | | |
| 19-2607 | | | R | | | | | | 25 | 55 | | | | | | 43 | | | -ABS |
| 19-2736 | | | R | | | 43 | | | 25 | | 132,7 | | | | | 73,5 | | | +ABS |
| dCi 85 (62 kW) Eng.K9K 276, K9K 718 4/06-10/09 | | | | | | | | | | | | | | | | | | | |
| 19-2350 | | | F | | | | | | 37 | 72 | | | | | | 37 | | | |

NISSAN LCV

| METELLI ref | Spare Parts | F/R | L/R | ABS | A | B | C | D | E | F | G | H | I | L | M | Fig | NOTE |
|---|-------------|-----|-----|-----|---|---|----|----|---|---|---|---|---|---|---|-----|------|
| NV400 Bus (X62, X62B) 11/11-1/70 | | | | | | | | | | | | | | | | | |
| dCi 100 (74 kW) Eng.M9T 670, M9T 672, M9T 676, M9T 870 11/11-9/16 | | | | | | | | | | | | | | | | | |
| 19-2874 | | R | | | | | 45 | 80 | | | | | | | | 60 | SRW |
| 19-8133 | | F | | | | | 55 | 90 | | | | | | | | 54 | |
| dCi 110 (81 kW) Eng.M9T 870 6/14-1/70 | | | | | | | | | | | | | | | | | |
| 19-2874 | | R | | | | | 45 | 80 | | | | | | | | 60 | SRW |
| 19-8133 | | F | | | | | 55 | 90 | | | | | | | | 54 | |
| dCi 125 (92 kW) Eng.M9T 670, M9T 672, M9T 676, M9T 680, M9T 870, M9T 8 11/11-9/16 | | | | | | | | | | | | | | | | | |
| 19-2874 | | R | | | | | 45 | 80 | | | | | | | | 60 | SRW |
| 19-8133 | | F | | | | | 55 | 90 | | | | | | | | 54 | |
| dCi 140 (100 kW) Eng.M9T 702 6/14-9/16 | | | | | | | | | | | | | | | | | |
| 19-2874 | | R | | | | | 45 | 80 | | | | | | | | 60 | SRW |
| 19-8133 | | F | | | | | 55 | 90 | | | | | | | | 54 | |
| dCi 145 (107 kW) Eng.M9T 678, M9T 680, M9T 706, M9T 708 11/11-1/70 | | | | | | | | | | | | | | | | | |
| 19-2874 | | R | | | | | 45 | 80 | | | | | | | | 60 | SRW |
| 19-8133 | | F | | | | | 55 | 90 | | | | | | | | 54 | |
| dCi 150 (110 kW) Eng.M9T 880 2/14-1/70 | | | | | | | | | | | | | | | | | |
| 19-2874 | | R | | | | | 45 | 80 | | | | | | | | 60 | SRW |
| 19-8133 | | F | | | | | 55 | 90 | | | | | | | | 54 | |
| dCi 160 (120 kW) Eng.M9T 702 6/14-9/16 | | | | | | | | | | | | | | | | | |
| 19-2874 | | R | | | | | 45 | 80 | | | | | | | | 60 | SRW |
| 19-8133 | | F | | | | | 55 | 90 | | | | | | | | 54 | |
| dCi 170 (125 kW) Eng.M9T 706 7/15-1/70 | | | | | | | | | | | | | | | | | |
| 19-2874 | | R | | | | | 45 | 80 | | | | | | | | 60 | SRW |
| 19-8133 | | F | | | | | 55 | 90 | | | | | | | | 54 | |

NISSAN LCV

| METELLI ref | Spare Parts | F/R | L/R | ABS | A | B | C | D | E | F | G | H | I | L | M | Fig | NOTE |
|---|-------------|-----|-----|-----|---|---|----|----|---|---|---|---|---|----|---|-----|------|
| NV400 Platform/Chassis (X62, X62B) 11/11-1/70 | | | | | | | | | | | | | | | | | |
| dCi 100 (74 kW) Eng.M9T 670, M9T 672, M9T 676, M9T 870 11/11-9/16 | | | | | | | | | | | | | | | | | |
| 19-2874 | | R | | | | | 45 | 80 | | | | | | 60 | | | SRW |
| 19-8133 | | F | | | | | 55 | 90 | | | | | | 54 | | | |
| dCi 110 (81 kW) Eng.M9T 704, M9T 870 6/14-1/70 | | | | | | | | | | | | | | | | | |
| 19-2874 | | R | | | | | 45 | 80 | | | | | | 60 | | | SRW |
| 19-8133 | | F | | | | | 55 | 90 | | | | | | 54 | | | |
| dCi 125 (92 kW) Eng.M9T 670, M9T 672, M9T 676, M9T 680, M9T 870, M9T 8 11/11-9/16 | | | | | | | | | | | | | | | | | |
| 19-2874 | | R | | | | | 45 | 80 | | | | | | 60 | | | SRW |
| 19-8133 | | F | | | | | 55 | 90 | | | | | | 54 | | | |
| dCi 125 RWD (92 kW) Eng.M9T 686, M9T 690, M9T 692, M9T 696, M9T 698, M9T 8 11/11-9/16 | | | | | | | | | | | | | | | | | |
| 19-8133 | | F | | | | | 55 | 90 | | | | | | 54 | | | |
| dCi 130 (96 kW) Eng.M9T 704 6/16-1/70 | | | | | | | | | | | | | | | | | |
| 19-2874 | | R | | | | | 45 | 80 | | | | | | 60 | | | SRW |
| 19-8133 | | F | | | | | 55 | 90 | | | | | | 54 | | | |
| dCi 140 (100 kW) Eng.M9T 702, M9T 716 6/14-1/70 | | | | | | | | | | | | | | | | | |
| 19-2874 | | R | | | | | 45 | 80 | | | | | | 60 | | | SRW |
| 19-8133 | | F | | | | | 55 | 90 | | | | | | 54 | | | |
| dCi 145 (107 kW) Eng.M9T 678, M9T 680, M9T 706 11/11-1/70 | | | | | | | | | | | | | | | | | |
| 19-2874 | | R | | | | | 45 | 80 | | | | | | 60 | | | SRW |
| 19-8133 | | F | | | | | 55 | 90 | | | | | | 54 | | | |
| dCi 145 RWD (107 kW) Eng.M9T 694, M9T 696, M9T 698, M9T 710 11/11-1/70 | | | | | | | | | | | | | | | | | |
| 19-8133 | | F | | | | | 55 | 90 | | | | | | 54 | | | |
| dCi 150 (110 kW) Eng.M9T 716 (01.20-), M9T 880 8/14-1/70 | | | | | | | | | | | | | | | | | |
| 19-2874 | | R | | | | | 45 | 80 | | | | | | 60 | | | SRW |
| 19-8133 | | F | | | | | 55 | 90 | | | | | | 54 | | | |
| dCi 150 RWD (110 kW) Eng.M9T 880 8/14-6/16 | | | | | | | | | | | | | | | | | |
| 19-8133 | | F | | | | | 55 | 90 | | | | | | 54 | | | |

NISSAN LCV

| METELLI ref | Spare Parts | F/R | L/R | ABS | A | B | C | D | E | F | G | H | I | L | M | Fig | NOTE |
|---|-------------|-----|-----|-----|---|---|----|----|---|---|---|---|---|----|---|-----|------|
| dCi 165 (120 kW) Eng.M9T 702 6/14-6/16 | | | | | | | | | | | | | | | | | |
| 19-2874 | | R | | | | | 45 | 80 | | | | | | 60 | | | SRW |
| 19-8133 | | F | | | | | 55 | 90 | | | | | | 54 | | | |
| dCi 165 RWD (120 kW) Eng.M9T 700 6/14-1/70 | | | | | | | | | | | | | | | | | |
| 19-8133 | | F | | | | | 55 | 90 | | | | | | 54 | | | |
| dCi 170 (125 kW) Eng.M9T 706 6/16-1/70 | | | | | | | | | | | | | | | | | |
| 19-2874 | | R | | | | | 45 | 80 | | | | | | 60 | | | SRW |
| 19-8133 | | F | | | | | 55 | 90 | | | | | | 54 | | | |
| dCi 180 (132 kW) Eng.M9T 716 1/20-1/70 | | | | | | | | | | | | | | | | | |
| 19-2874 | | R | | | | | 45 | 80 | | | | | | 60 | | | SRW |
| 19-8133 | | F | | | | | 55 | 90 | | | | | | 54 | | | |
| NV400 Van (X62, X62B) 11/11-1/70 | | | | | | | | | | | | | | | | | |
| 2.3 dCi 145 RWD (107 kW) Eng.M9T 694, M9T 696, M9T 698 11/11-2/14 | | | | | | | | | | | | | | | | | |
| 19-8133 | | F | | | | | 55 | 90 | | | | | | 54 | | | |
| 2.3 dCi 150 (110 kW) Eng.M9T 716 (01.20-), M9T 880 2/14-1/70 | | | | | | | | | | | | | | | | | |
| 19-2874 | | R | | | | | 45 | 80 | | | | | | 60 | | | SRW |
| 19-8133 | | F | | | | | 55 | 90 | | | | | | 54 | | | |
| 2.3 dCi 165 (120 kW) Eng.M9T 702 6/14-9/16 | | | | | | | | | | | | | | | | | |
| 19-2874 | | R | | | | | 45 | 80 | | | | | | 60 | | | SRW |
| 19-8133 | | F | | | | | 55 | 90 | | | | | | 54 | | | |
| dCi 100 (74 kW) Eng.M9T 670, M9T 672, M9T 676, M9T 870 11/11-9/16 | | | | | | | | | | | | | | | | | |
| 19-2874 | | R | | | | | 45 | 80 | | | | | | 60 | | | SRW |
| 19-8133 | | F | | | | | 55 | 90 | | | | | | 54 | | | |
| dCi 110 (81 kW) Eng.M9T 704, M9T 870 6/14-1/70 | | | | | | | | | | | | | | | | | |
| 19-2874 | | R | | | | | 45 | 80 | | | | | | 60 | | | SRW |
| 19-8133 | | F | | | | | 55 | 90 | | | | | | 54 | | | |
| dCi 125 (92 kW) Eng.M9T 670, M9T 672, M9T 676, M9T 680, M9T 872, M9T 8 11/11-9/16 | | | | | | | | | | | | | | | | | |
| 19-2874 | | R | | | | | 45 | 80 | | | | | | 60 | | | SRW |

NISSAN LCV

| METELLI ref | Spare Parts | | F/R | L/R | | ABS | A | B | C | D | E | F | G | H | I | L | M | Fig | NOTE |
|---|-------------|--|-----|-----|--|-----|---|---|----|----|---|---|---|---|---|----|---|-----|------|
| 19-8133 | | | F | | | | | | 55 | 90 | | | | | | 54 | | | |
| dCi 125 RWD (92 kW) Eng.M9T 686, M9T 690, M9T 692, M9T 696, M9T 698, M9T 8 11/11-9/16 | | | | | | | | | | | | | | | | | | | |
| 19-8133 | | | F | | | | | | 55 | 90 | | | | | | 54 | | | |
| dCi 130 (96 kW) Eng.M9T 704 9/16-1/70 | | | | | | | | | | | | | | | | | | | |
| 19-2874 | | | R | | | | | | 45 | 80 | | | | | | 60 | | | SRW |
| 19-8133 | | | F | | | | | | 55 | 90 | | | | | | 54 | | | |
| dCi 130 RWD (96 kW) Eng.M9T 710 9/16-1/70 | | | | | | | | | | | | | | | | | | | |
| 19-8133 | | | F | | | | | | 55 | 90 | | | | | | 54 | | | |
| dCi 140 (100 kW) Eng.M9T 702, M9T 716 (01.20-.) 6/14-1/70 | | | | | | | | | | | | | | | | | | | |
| 19-2874 | | | R | | | | | | 45 | 80 | | | | | | 60 | | | SRW |
| 19-8133 | | | F | | | | | | 55 | 90 | | | | | | 54 | | | |
| dCi 145 (107 kW) Eng.M9T 678, M9T 680, M9T 706 11/11-1/70 | | | | | | | | | | | | | | | | | | | |
| 19-2874 | | | R | | | | | | 45 | 80 | | | | | | 60 | | | SRW |
| 19-8133 | | | F | | | | | | 55 | 90 | | | | | | 54 | | | |
| dCi 150 RWD (110 kW) Eng.M9T 880 2/14-9/16 | | | | | | | | | | | | | | | | | | | |
| 19-8133 | | | F | | | | | | 55 | 90 | | | | | | 54 | | | |
| dCi 165 RWD (120 kW) Eng.M9T 700 6/14-9/16 | | | | | | | | | | | | | | | | | | | |
| 19-8133 | | | F | | | | | | 55 | 90 | | | | | | 54 | | | |
| dCi 170 (125 kW) Eng.M9T 706 9/16-1/70 | | | | | | | | | | | | | | | | | | | |
| 19-2874 | | | R | | | | | | 45 | 80 | | | | | | 60 | | | SRW |
| 19-8133 | | | F | | | | | | 55 | 90 | | | | | | 54 | | | |
| dCi 180 (132 kW) Eng.M9T 716 1/20-1/70 | | | | | | | | | | | | | | | | | | | |
| 19-2874 | | | R | | | | | | 45 | 80 | | | | | | 60 | | | SRW |
| 19-8133 | | | F | | | | | | 55 | 90 | | | | | | 54 | | | |

NISSAN LCV

| METELLI ref | Spare Parts | | F/R | L/R | | | ABS | A | B | C | D | E | F | G | H | I | L | M | Fig | NOTE | |
|---|-------------|-------------|-----|-----|--|--|-----|---|---|-------|------|---|---|---|---|------|-------|---|-----|------|--|
| Patrol GR V Platform/Chassis (Y61) 5/98-1/70 | | | | | | | | | | | | | | | | | | | | | |
| 3.0 D 4x4 (TY61) (118 kW) Eng.ZD30DDTi 9/07-1/70 | | | | | | | | | | | | | | | | | | | | | |
| 19-7029 | | | F | | | | | | | 41,28 | 85 | | | | | | 26 | | | | |
| Pick Up II (D21)/Datsun 9/85-2/98 | | | | | | | | | | | | | | | | | | | | | |
| 2.4 4WD (74 kW) Eng.Z24i 3/86-4/92 | | | | | | | | | | | | | | | | | | | | | |
| 19-7506 | | | R | | | | | | | 40 | 80 | | | | | | 19,75 | | | SRW | |
| 2.5 D 4WD (55 kW) Eng.SD25 3/86-8/91 | | | | | | | | | | | | | | | | | | | | | |
| 19-7506 | | | R | | | | | | | 40 | 80 | | | | | | 19,75 | | | SRW | |
| 19-7711 | | | F | | | | | | | 41 | 77,8 | | | | | 19,8 | 19,8 | | | | |
| 2.5 D 4WD (59 kW) Eng.TD25 8/87-2/98 | | | | | | | | | | | | | | | | | | | | | |
| 19-7506 | | -12/92 | R | | | | | | | 40 | 80 | | | | | | 19,75 | | | SRW | |
| 19-7711 | | -12/92 | F | | | | | | | 41 | 77,8 | | | | | 19,8 | 19,8 | | | | |
| 2.7 D 4WD (73 kW) Eng.TD27 (08.87-.) 8/87-2/98 | | | | | | | | | | | | | | | | | | | | | |
| 19-7506 | | -12/92 | R | | | | | | | 40 | 80 | | | | | | 19,75 | | | SRW | |
| 19-7711 | | -12/92 | F | | | | | | | 41 | 77,8 | | | | | 19,8 | 19,8 | | | | |
| Pick Up III (D22)/Datsun 1/97-1/70 | | | | | | | | | | | | | | | | | | | | | |
| 2.5 Di (98 kW) Eng.YD25DDTi 3/02-12/10 | | | | | | | | | | | | | | | | | | | | | |
| 19-7506 | | | R | | | | | | | 40 | 80 | | | | | | 19,75 | | | | |
| Primastar I Bus (X83) 3/01-1/70 | | | | | | | | | | | | | | | | | | | | | |
| 2.0 (86 kW) Eng.F4R 820 4/06-1/70 | | | | | | | | | | | | | | | | | | | | | |
| 19-2349 | | | F | | | | | | | 45 | 88 | | | | | | 39 | | | | |
| 19-2724 | | | R | | | | | | | 35 | 68 | | | | | | 48 | | | | |
| 2.0 (88 kW) Eng.F4R 720, F4R 722 3/01-8/06 | | | | | | | | | | | | | | | | | | | | | |
| 19-2342 | | 07/02-11/02 | F | | | | | | | 45 | 86 | | | | | | 39 | | | -ABS | |
| 19-2343 | | 07/02-10/02 | F | | | | | | | 45 | 86 | | | | | | 39 | | | +ABS | |

NISSAN LCV

| METELLI ref | Spare Parts | | F/R | L/R | | | ABS | A | B | C | D | E | F | G | H | I | L | M | Fig | NOTE |
|---|-------------|--------|-----|-----|--|--|-----|---|---|----|----|---|---|---|---|---|---|---|-----|------|
| Primastar I Platform/Chassis (X83) 7/02-1/70 | | | | | | | | | | | | | | | | | | | | |
| 1.9 dCi 100 (74 kW) Eng.F9Q 760 7/02-8/06 | | | | | | | | | | | | | | | | | | | | |
| 19-2349 | | | F | | | | | | | 45 | 88 | | | | | | | | 39 | |
| 19-2724 | | | R | | | | | | | 35 | 68 | | | | | | | | 48 | |
| 1.9 dCi 80 (60 kW) Eng.F9Q 762 7/02-8/06 | | | | | | | | | | | | | | | | | | | | |
| 19-2349 | | | F | | | | | | | 45 | 88 | | | | | | | | 39 | |
| 19-2724 | | | R | | | | | | | 35 | 68 | | | | | | | | 48 | |
| 2.0 (88 kW) Eng.F4R 720 7/02-8/06 | | | | | | | | | | | | | | | | | | | | |
| 19-2349 | | | F | | | | | | | 45 | 88 | | | | | | | | 39 | |
| 19-2724 | | | R | | | | | | | 35 | 68 | | | | | | | | 48 | |
| 2.5 dCi 140 (99 kW) Eng.G9U 730 7/02-8/06 | | | | | | | | | | | | | | | | | | | | |
| 19-2349 | | | F | | | | | | | 45 | 88 | | | | | | | | 39 | |
| 19-2724 | | | R | | | | | | | 35 | 68 | | | | | | | | 48 | |
| 2.5 dCi 150 (107 kW) Eng.G9U 630 4/06-1/70 | | | | | | | | | | | | | | | | | | | | |
| 19-2349 | | | F | | | | | | | 45 | 88 | | | | | | | | 39 | |
| 19-2724 | | | R | | | | | | | 35 | 68 | | | | | | | | 48 | |
| Primastar I Van (X83) 9/02-1/70 | | | | | | | | | | | | | | | | | | | | |
| 1.9 dCi 100 (74 kW) Eng.F9Q 760 9/02-1/70 | | | | | | | | | | | | | | | | | | | | |
| 19-2342 | | -11/02 | F | | | | | | | 45 | 86 | | | | | | | | 39 | -ABS |
| 19-2343 | | -10/02 | F | | | | | | | 45 | 86 | | | | | | | | 39 | +ABS |
| 19-2349 | | 11/02- | F | | | | | | | 45 | 88 | | | | | | | | 39 | |
| 19-2724 | | | R | | | | | | | 35 | 68 | | | | | | | | 48 | |
| 1.9 dCi 80 (60 kW) Eng.F9Q 762 9/02-1/70 | | | | | | | | | | | | | | | | | | | | |
| 19-2342 | | -11/02 | F | | | | | | | 45 | 86 | | | | | | | | 39 | -ABS |
| 19-2343 | | -10/02 | F | | | | | | | 45 | 86 | | | | | | | | 39 | +ABS |
| 19-2349 | | 11/02- | F | | | | | | | 45 | 88 | | | | | | | | 39 | |
| 19-2724 | | | R | | | | | | | 35 | 68 | | | | | | | | 48 | |

NISSAN LCV

| METELLI ref | Spare Parts | | F/R | L/R | | | ABS | A | B | C | D | E | F | G | H | I | L | M | Fig | NOTE | |
|--|-------------|--------|-----|-----|--|--|-----|---|---|-------|-------|---|---|---|---|---|-------|---|-----|------|--|
| Urvan I Bus (E23) 11/80-11/88 | | | | | | | | | | | | | | | | | | | | | |
| 2.0 (E23B) (64 kW) Eng.Z20 12/82-11/88 | | | | | | | | | | | | | | | | | | | | | |
| 19-7003 | | -01/87 | F | | | | | | | 21,43 | 65,09 | | | | | | 18,29 | | | | |
| 2.3 D (E23B) (51 kW) Eng.SD23 4/85-11/88 | | | | | | | | | | | | | | | | | | | | | |
| 19-7003 | | -12/87 | F | | | | | | | 21,43 | 65,09 | | | | | | 18,29 | | | | |
| Urvan I Van (E23) 7/81-11/98 | | | | | | | | | | | | | | | | | | | | | |
| 2.0 (55 kW) Eng.H20 7/81-11/82 | | | | | | | | | | | | | | | | | | | | | |
| 19-7003 | | 01/82- | F | | | | | | | 21,43 | 65,09 | | | | | | 18,29 | | | | |
| 2.2 D (47 kW) Eng.SD22 7/81-11/82 | | | | | | | | | | | | | | | | | | | | | |
| 19-7003 | | 01/82- | F | | | | | | | 21,43 | 65,09 | | | | | | 18,29 | | | | |
| 2.3 D (50 kW) Eng.SD23 11/82-5/87 | | | | | | | | | | | | | | | | | | | | | |
| 19-7003 | | | F | | | | | | | 21,43 | 65,09 | | | | | | 18,29 | | | | |
| Urvan II Bus (E24)/ Caravan 6/86-5/97 | | | | | | | | | | | | | | | | | | | | | |
| 2.4 i (74 kW) Eng.Z24i 5/89-9/93 | | | | | | | | | | | | | | | | | | | | | |
| 19-7506 | | -10/92 | R | | | | | | | 40 | 80 | | | | | | 19,75 | | | | |
| 2.5 D (59 kW) Eng.TD25 5/89-10/96 | | | | | | | | | | | | | | | | | | | | | |
| 19-7506 | | -10/92 | R | | | | | | | 40 | 80 | | | | | | 19,75 | | | | |
| Urvan II Van (E24)/ Caravan 6/86-5/97 | | | | | | | | | | | | | | | | | | | | | |
| 2.0 (64 kW) Eng.Z20 5/87-5/97 | | | | | | | | | | | | | | | | | | | | | |
| 19-7506 | | -10/92 | R | | | | | | | 40 | 80 | | | | | | 19,75 | | | | |
| 2.3 D (51 kW) Eng.TD23 1/88-5/97 | | | | | | | | | | | | | | | | | | | | | |
| 19-7506 | | -10/92 | R | | | | | | | 40 | 80 | | | | | | 19,75 | | | | |

NISSAN LCV

| METELLI ref | Spare Parts | F/R | L/R | ABS | A | B | C | D | E | F | G | H | I | L | M | Fig | NOTE |
|--|-------------|-----|-----|-----|---|---|----|----|-----|---|---|---|---|------|---|-----|------------------|
| Vanette III Cargo Van (HC 23) 9/94-5/02 | | | | | | | | | | | | | | | | | |
| 1.6 i (71 kW) Eng.GA16DE 9/94-5/01 | | | | | | | | | | | | | | | | | |
| 19-7816 | | R | | | | | 42 | 80 | | | | | | 38 | | | |
| 2.3 D (55 kW) Eng.LD23 9/94-5/02 | | | | | | | | | | | | | | | | | |
| 19-7816 | 12/00-11/01 | R | | | | | 42 | 80 | | | | | | 38 | | | |
| OPEL | | | | | | | | | | | | | | | | | |
| Adam (M13) 10/12-1/70 | | | | | | | | | | | | | | | | | |
| 1.0 (66 kW) Eng.B 10 XFL, D 10 XFL 7/14-11/18 | | | | | | | | | | | | | | | | | |
| 19-2272 | | F | | | | | 35 | 72 | | | | | | 33 | | | 14/15Inch Wheels |
| 19-2950 | | R | | | | | 30 | | 120 | | | | | 63,8 | | | |
| 19-8127 | | F | | | | | 37 | 72 | | | | | | 37 | | | 16Inch Wheels |
| 1.0 (85 kW) Eng.B 10 XFT, D 10 XFT 7/14-11/18 | | | | | | | | | | | | | | | | | |
| 19-2272 | | F | | | | | 35 | 72 | | | | | | 33 | | | 14/15Inch Wheels |
| 19-2950 | | R | | | | | 30 | | 120 | | | | | 63,8 | | | |
| 19-8127 | | F | | | | | 37 | 72 | | | | | | 37 | | | 16Inch Wheels |
| 1.2 (51 kW) Eng.A 12 XEL, B 12 XEL, D 12 XEL 10/12-2/19 | | | | | | | | | | | | | | | | | |
| 19-2272 | | F | | | | | 35 | 72 | | | | | | 33 | | | 14/15Inch Wheels |
| 19-2950 | | R | | | | | 30 | | 120 | | | | | 63,8 | | | |
| 19-8127 | | F | | | | | 37 | 72 | | | | | | 37 | | | 16Inch Wheels |
| 1.4 (64 kW) Eng.A 14 XEL, B 14 XEL, D 14 XEL 10/12-2/19 | | | | | | | | | | | | | | | | | |
| 19-2272 | | F | | | | | 35 | 72 | | | | | | 33 | | | 14/15Inch Wheels |
| 19-2950 | | R | | | | | 30 | | 120 | | | | | 63,8 | | | |
| 19-8127 | | F | | | | | 37 | 72 | | | | | | 37 | | | 16Inch Wheels |
| 1.4 (74 kW) Eng.A 14 XER, B 14 XER, D 14 XER 10/12-2/19 | | | | | | | | | | | | | | | | | |
| 19-2272 | | F | | | | | 35 | 72 | | | | | | 33 | | | |
| 19-2950 | | R | | | | | 30 | | 120 | | | | | 63,8 | | | |

OPEL

| METELLI ref | Spare Parts | F/R | L/R | ABS | A | B | C | D | E | F | G | H | I | L | M | Fig | NOTE |
|--|-------------|-----|-----|-----|---|---|------|----|---|---|---|---|---|------|---|-----|------|
| 2.8 S (97 kW) Eng.28 S 3/69-7/75 | | | | | | | | | | | | | | | | | |
| 19-2169 | | F | | | | | 31,8 | 59 | | | | | | 15,9 | | | |
| Agila (A) (H00) 9/00-12/07 | | | | | | | | | | | | | | | | | |
| 1.0 (F68) (44 kW) Eng.Z 10 XEP 8/03-12/07 | | | | | | | | | | | | | | | | | |
| 19-2296 | | F | | | | | 35 | 62 | | | | | | 40 | | | |
| 1.0 12V (F68) (43 kW) Eng.Z 10 XE 9/00-12/07 | | | | | | | | | | | | | | | | | |
| 19-2296 | | F | | | | | 35 | 62 | | | | | | 40 | | | |
| 19-2440 | | R | | | | | 25 | 52 | | | | | | 42 | | | |
| 19-8100 | | R | | | | | 25 | 52 | | | | | | 42 | | | |
| 1.2 16V (F68) (55 kW) Eng.Z 12 XE 9/00-12/07 | | | | | | | | | | | | | | | | | |
| 19-2296 | | F | | | | | 35 | 62 | | | | | | 40 | | | |
| 19-2440 | | R | | | | | 25 | 52 | | | | | | 42 | | | |
| 19-8100 | | R | | | | | 25 | 52 | | | | | | 42 | | | |
| 1.2 16V Twinport (F68) (59 kW) Eng.Z 12 XEP 7/04-12/07 | | | | | | | | | | | | | | | | | |
| 19-2296 | | F | | | | | 35 | 62 | | | | | | 40 | | | |
| 1.3 CDTI (F68) (51 kW) Eng.Z 13 DT 8/03-12/07 | | | | | | | | | | | | | | | | | |
| 19-7723 | | F | | | | | | | | | | | | | | | |
| Agila (B) (H08) 4/08-12/14 | | | | | | | | | | | | | | | | | |
| 1.0 (F68) (48 kW) Eng.K10B 4/08-6/11 | | | | | | | | | | | | | | | | | |
| 19-7930 | | F | | | | | 40 | 72 | | | | | | 36 | | | |
| 19-8198 | | R | | | | | 28 | 58 | | | | | | 44 | | | |
| 1.0 (F68) (50 kW) Eng.K10B 7/11-7/14 | | | | | | | | | | | | | | | | | |
| 19-7930 | | F | | | | | 40 | 72 | | | | | | 36 | | | |
| 19-8198 | | R | | | | | 28 | 58 | | | | | | 44 | | | |
| 1.0 LPG (F68) (48 kW) Eng.K10B 1/10-6/11 | | | | | | | | | | | | | | | | | |
| 19-7930 | | F | | | | | 40 | 72 | | | | | | 36 | | | |
| 19-8198 | | R | | | | | 28 | 58 | | | | | | 44 | | | |

OPEL

| METELLI ref | Spare Parts | | F/R | L/R | | | ABS | A | B | C | D | E | F | G | H | I | L | M | Fig | NOTE |
|---|-------------|--------|-----|-----|--|--|-----|---|----|----|----|-----|---|---|---|---|---|---|-------|------|
| 1.2 (F68) (63 kW) Eng.K12B 4/08-10/12 | | | | | | | | | | | | | | | | | | | | |
| 19-7930 | | | F | | | | | | | 40 | 72 | | | | | | | | 36 | |
| 19-8198 | | | R | | | | | | | 28 | 58 | | | | | | | | 44 | |
| 1.2 (F68) (69 kW) Eng.K12B 4/10-10/14 | | | | | | | | | | | | | | | | | | | | |
| 19-7930 | | | F | | | | | | | 40 | 72 | | | | | | | | 36 | |
| 19-8198 | | | R | | | | | | | 28 | 58 | | | | | | | | 44 | |
| 1.2 LPG (F68) (63 kW) Eng.K12B 4/08-10/10 | | | | | | | | | | | | | | | | | | | | |
| 19-7930 | | | F | | | | | | | 40 | 72 | | | | | | | | 36 | |
| 19-8198 | | | R | | | | | | | 28 | 58 | | | | | | | | 44 | |
| 1.3 CDTI (F68) (55 kW) Eng.D13A, Z 13 DTJ 4/08-4/10 | | | | | | | | | | | | | | | | | | | | |
| 19-7930 | | | F | | | | | | | 40 | 72 | | | | | | | | 36 | |
| 19-8198 | | | R | | | | | | | 28 | 58 | | | | | | | | 44 | |
| Antara (L07) 5/06-1/70 | | | | | | | | | | | | | | | | | | | | |
| 2.0 CDTI (93 kW) Eng.Z 20 DM 9/08-12/11 | | | | | | | | | | | | | | | | | | | | |
| 19-2788 | | -12/09 | F | | | | | | | | | 151 | | | | | | | 87,5 | |
| 19-2897 | | | R | | | | | | 30 | | | 151 | | | | | | | 102,5 | |
| 2.0 CDTI (93 kW) Eng.Z 20 S 3/07-12/11 | | | | | | | | | | | | | | | | | | | | |
| 19-2788 | | -12/09 | F | | | | | | | | | 151 | | | | | | | 87,5 | |
| 19-2897 | | | R | | | | | | 30 | | | 151 | | | | | | | 102,5 | |
| 2.0 CDTI (110 kW) Eng.Z 20 DMH 8/06-12/11 | | | | | | | | | | | | | | | | | | | | |
| 19-2788 | | -12/09 | F | | | | | | | | | 151 | | | | | | | 87,5 | |
| 19-2897 | | | R | | | | | | 30 | | | 151 | | | | | | | 102,5 | |
| 2.0 CDTI (125 kW) Eng.B 20 DTH 1/16-1/70 | | | | | | | | | | | | | | | | | | | | |
| 19-2788 | | | F | | | | | | | | | 151 | | | | | | | 87,5 | |
| 19-2897 | | | R | | | | | | 30 | | | 151 | | | | | | | 102,5 | |
| 2.0 CDTI 4x4 (110 kW) Eng.Z 20 DMH 7/06-12/11 | | | | | | | | | | | | | | | | | | | | |
| 19-2788 | | -12/09 | F | | | | | | | | | 151 | | | | | | | 87,5 | |
| 19-2897 | | | R | | | | | | 30 | | | 151 | | | | | | | 102,5 | |

OPEL

| METELLI ref | Spare Parts | | F/R | L/R | | | ABS | A | B | C | D | E | F | G | H | I | L | M | Fig | NOTE |
|---|-------------|--------|-----|-----|--|--|-----|---|----|---|---|-----|---|---|---|---|-------|---|-----|------|
| 2.0 CDTi 4x4 (125 kW) Eng.B 20 DTH 1/16-1/70 | | | | | | | | | | | | | | | | | | | | |
| 19-2788 | | | F | | | | | | | | | 151 | | | | | 87,5 | | | |
| 19-2897 | | | R | | | | | | 30 | | | 151 | | | | | 102,5 | | | |
| 2.2 CDTi (120 kW) Eng.A 22 DM 12/10-12/15 | | | | | | | | | | | | | | | | | | | | |
| 19-2788 | | | F | | | | | | | | | 151 | | | | | 87,5 | | | |
| 19-2897 | | | R | | | | | | 30 | | | 151 | | | | | 102,5 | | | |
| 2.2 CDTi (122 kW) Eng.A 22 DM 7/14-1/70 | | | | | | | | | | | | | | | | | | | | |
| 19-2788 | | | F | | | | | | | | | 151 | | | | | 87,5 | | | |
| 19-2897 | | | R | | | | | | 30 | | | 151 | | | | | 102,5 | | | |
| 2.2 CDTi 4x4 (120 kW) Eng.A 22 DM 12/10-12/15 | | | | | | | | | | | | | | | | | | | | |
| 19-2788 | | | F | | | | | | | | | 151 | | | | | 87,5 | | | |
| 19-2897 | | | R | | | | | | 30 | | | 151 | | | | | 102,5 | | | |
| 2.2 CDTi 4x4 (135 kW) Eng.A 22 DMH 12/10-12/15 | | | | | | | | | | | | | | | | | | | | |
| 19-2788 | | | F | | | | | | | | | 151 | | | | | 87,5 | | | |
| 19-2897 | | | R | | | | | | 30 | | | 151 | | | | | 102,5 | | | |
| 2.4 (103 kW) Eng.Z 24 XE 9/08-12/11 | | | | | | | | | | | | | | | | | | | | |
| 19-2788 | | -12/09 | F | | | | | | | | | 151 | | | | | 87,5 | | | |
| 19-2897 | | | R | | | | | | 30 | | | 151 | | | | | 102,5 | | | |
| 2.4 (104 kW) Eng.Z 24 XE 7/06-12/11 | | | | | | | | | | | | | | | | | | | | |
| 19-2788 | | -12/09 | F | | | | | | | | | 151 | | | | | 87,5 | | | |
| 19-2897 | | | R | | | | | | 30 | | | 151 | | | | | 102,5 | | | |
| 2.4 (123 kW) Eng.A 24 XE, A 24 XF 12/10-1/70 | | | | | | | | | | | | | | | | | | | | |
| 19-2788 | | | F | | | | | | | | | 151 | | | | | 87,5 | | | |
| 19-2897 | | | R | | | | | | 30 | | | 151 | | | | | 102,5 | | | |
| 2.4 4x4 (103 kW) Eng.Z 24 XE 8/06-12/11 | | | | | | | | | | | | | | | | | | | | |
| 19-2788 | | -12/09 | F | | | | | | | | | 151 | | | | | 87,5 | | | |
| 19-2897 | | | R | | | | | | 30 | | | 151 | | | | | 102,5 | | | |
| 2.4 4x4 (123 kW) Eng.A 24 XE, A 24 XF 12/10-1/70 | | | | | | | | | | | | | | | | | | | | |
| 19-2788 | | | F | | | | | | | | | 151 | | | | | 87,5 | | | |

OPEL

| METELLI ref | Spare Parts | | F/R | L/R | | ABS | A | B | C | D | E | F | G | H | I | L | M | Fig | NOTE |
|--|-------------|--------|-----|-----|--|-----|---|----|-------|-------|-----|---|---|---|---|-------|---|-----|------|
| 19-2897 | | | R | | | | | 30 | | | 151 | | | | | 102,5 | | | |
| 2.4 LPG (103 kW) Eng.Z 24 XE 10/08-1/70 | | | | | | | | | | | | | | | | | | | |
| 19-2788 | | -12/09 | F | | | | | | | | 151 | | | | | 87,5 | | | |
| 19-2897 | | | R | | | | | 30 | | | 151 | | | | | 102,5 | | | |
| 2.4 LPG 4x4 (103 kW) Eng.Z 24 XE 8/06-12/10 | | | | | | | | | | | | | | | | | | | |
| 19-2788 | | -12/09 | F | | | | | | | | 151 | | | | | 87,5 | | | |
| 19-2897 | | | R | | | | | 30 | | | 151 | | | | | 102,5 | | | |
| 3.0 (183 kW) Eng.A 30 XF, A 30 XH 7/13-1/70 | | | | | | | | | | | | | | | | | | | |
| 19-2788 | | | F | | | | | | | | 151 | | | | | 87,5 | | | |
| 19-2897 | | | R | | | | | 30 | | | 151 | | | | | 102,5 | | | |
| 3.0 (190 kW) Eng.A 30 XF, A 30 XH 11/10-12/15 | | | | | | | | | | | | | | | | | | | |
| 19-2788 | | | F | | | | | | | | 151 | | | | | 87,5 | | | |
| 19-2897 | | | R | | | | | 30 | | | 151 | | | | | 102,5 | | | |
| 3.2 V6 (167 kW) Eng.Z 32 SEE 7/06-12/11 | | | | | | | | | | | | | | | | | | | |
| 19-2788 | | -12/09 | F | | | | | | | | 151 | | | | | 87,5 | | | |
| 19-2897 | | | R | | | | | 30 | | | 151 | | | | | 102,5 | | | |
| Ascona A (81_, 86_, 87_, 88_) 10/70-8/75 | | | | | | | | | | | | | | | | | | | |
| 1.2 S (44 kW) Eng.12 S 4/72-8/75 | | | | | | | | | | | | | | | | | | | |
| 19-2171 | | | F | | | | | | 17,46 | 50,29 | | | | | | 14,73 | | | |
| 1.6 N (44 kW) Eng.16 N (03.75-08.75) 3/75-8/75 | | | | | | | | | | | | | | | | | | | |
| 19-2171 | | | F | | | | | | 17,46 | 50,29 | | | | | | 14,73 | | | |
| 1.6 N (50 kW) Eng.16 N 10/70-2/75 | | | | | | | | | | | | | | | | | | | |
| 19-2171 | | | F | | | | | | 17,46 | 50,29 | | | | | | 14,73 | | | |
| 1.6 S (55 kW) Eng.16 S (03.75-08.75) 3/75-8/75 | | | | | | | | | | | | | | | | | | | |
| 19-2171 | | | F | | | | | | 17,46 | 50,29 | | | | | | 14,73 | | | |
| 1.6 S (59 kW) Eng.16 S 10/70-2/75 | | | | | | | | | | | | | | | | | | | |
| 19-2171 | | | F | | | | | | 17,46 | 50,29 | | | | | | 14,73 | | | |

OPEL

| METELLI ref | Spare Parts | F/R | L/R | ABS | A | B | C | D | E | F | G | H | I | L | M | Fig | NOTE |
|--|-------------|-----|-----|-----|---|---|-------|-------|---|---|---|---|---|-------|---|-----|------|
| 1.9 SR (65 kW) Eng.19 S 3/75-8/75 | | | | | | | | | | | | | | | | | |
| 19-2171 | | F | | | | | 17,46 | 50,29 | | | | | | 14,73 | | | |
| 1.9 SR (66 kW) Eng.19 S 3/71-2/75 | | | | | | | | | | | | | | | | | |
| 19-2171 | | F | | | | | 17,46 | 50,29 | | | | | | 14,73 | | | |
| Ascona A Voyage (84_, 89_) 10/70-8/75 | | | | | | | | | | | | | | | | | |
| 1.6 N (44 kW) Eng.16 N (03.75-08.75) 3/75-8/75 | | | | | | | | | | | | | | | | | |
| 19-2171 | | F | | | | | 17,46 | 50,29 | | | | | | 14,73 | | | |
| 1.6 N (50 kW) Eng.16 N 10/70-2/75 | | | | | | | | | | | | | | | | | |
| 19-2171 | | F | | | | | 17,46 | 50,29 | | | | | | 14,73 | | | |
| 1.6 S (55 kW) Eng.16 S (03.75-08.75) 3/75-8/75 | | | | | | | | | | | | | | | | | |
| 19-2171 | | F | | | | | 17,46 | 50,29 | | | | | | 14,73 | | | |
| 1.6 S (59 kW) Eng.16 S 10/70-2/75 | | | | | | | | | | | | | | | | | |
| 19-2171 | | F | | | | | 17,46 | 50,29 | | | | | | 14,73 | | | |
| 1.9 SR (65 kW) Eng.19 S 3/75-8/75 | | | | | | | | | | | | | | | | | |
| 19-2171 | | F | | | | | 17,46 | 50,29 | | | | | | 14,73 | | | |
| 1.9 SR (66 kW) Eng.19 S 10/70-2/75 | | | | | | | | | | | | | | | | | |
| 19-2171 | | F | | | | | 17,46 | 50,29 | | | | | | 14,73 | | | |
| Ascona B (81_, 86_, 87_, 88_) 9/75-8/81 | | | | | | | | | | | | | | | | | |
| 1.2 (40 kW) Eng.12 N 8/76-2/79 | | | | | | | | | | | | | | | | | |
| 19-2172 | | F | | | | | 17,46 | 50,29 | | | | | | 14,73 | | | |
| 1.2 S (44 kW) Eng.12 S 9/75-2/79 | | | | | | | | | | | | | | | | | |
| 19-2172 | | F | | | | | 17,46 | 50,29 | | | | | | 14,73 | | | |
| 1.3 N (44 kW) Eng.13 N (03.79-08.81) 3/79-8/81 | | | | | | | | | | | | | | | | | |
| 19-2172 | | F | | | | | 17,46 | 50,29 | | | | | | 14,73 | | | |
| 1.3 S (55 kW) Eng.13 S (08.79-08.81) 8/79-8/81 | | | | | | | | | | | | | | | | | |
| 19-2172 | | F | | | | | 17,46 | 50,29 | | | | | | 14,73 | | | |

OPEL

| METELLI ref | Spare Parts | | F/R | L/R | | | ABS | A | B | C | D | E | F | G | H | I | L | M | Fig | NOTE |
|---|-------------|--|-----|-----|--|--|-----|---|---|-------|-------|---|---|---|---|---|---|---|-------|------|
| 1.6 N (44 kW) Eng.16 N (09.75-08.81) 9/75-8/81 | | | | | | | | | | | | | | | | | | | | |
| 19-2172 | | | F | | | | | | | 17,46 | 50,29 | | | | | | | | 14,73 | |
| 1.6 S (55 kW) Eng.16 S (09.75-08.81) 9/75-8/81 | | | | | | | | | | | | | | | | | | | | |
| 19-2172 | | | F | | | | | | | 17,46 | 50,29 | | | | | | | | 14,73 | |
| 1.9 N (55 kW) Eng.19 N 8/76-8/81 | | | | | | | | | | | | | | | | | | | | |
| 19-2172 | | | F | | | | | | | 17,46 | 50,29 | | | | | | | | 14,73 | |
| 1.9 S (66 kW) Eng.19 S 9/75-8/81 | | | | | | | | | | | | | | | | | | | | |
| 19-2172 | | | F | | | | | | | 17,46 | 50,29 | | | | | | | | 14,73 | |
| 2.0 D (43 kW) Eng.20 D 8/78-8/81 | | | | | | | | | | | | | | | | | | | | |
| 19-2172 | | | F | | | | | | | 17,46 | 50,29 | | | | | | | | 14,73 | |
| 2.0 E (81 kW) Eng.20 E 8/79-8/81 | | | | | | | | | | | | | | | | | | | | |
| 19-2172 | | | F | | | | | | | 17,46 | 50,29 | | | | | | | | 14,73 | |
| 2.0 N (66 kW) Eng.20 N 8/77-8/81 | | | | | | | | | | | | | | | | | | | | |
| 19-2172 | | | F | | | | | | | 17,46 | 50,29 | | | | | | | | 14,73 | |
| 2.0 S (74 kW) Eng.20 S 8/77-8/81 | | | | | | | | | | | | | | | | | | | | |
| 19-2172 | | | F | | | | | | | 17,46 | 50,29 | | | | | | | | 14,73 | |
| Ascona C (J82) 1/81-8/88 | | | | | | | | | | | | | | | | | | | | |
| 1.3 N (F11, M11, F69, M69) (44 kW) Eng.13 N (09.81-08.86) 9/81-8/86 | | | | | | | | | | | | | | | | | | | | |
| 19-2172 | | | R | | | | | | | 17,46 | 50,29 | | | | | | | | 14,73 | |
| 19-2173 | | | F | | | | | | | 34 | 64 | | | | | | | | 37 | |
| 1.3 S (F11, M11, F68, M68) (55 kW) Eng.13 S (09.81-08.88) 9/81-8/88 | | | | | | | | | | | | | | | | | | | | |
| 19-2172 | | | R | | | | | | | 17,46 | 50,29 | | | | | | | | 14,73 | |
| 19-2173 | | | F | | | | | | | 34 | 64 | | | | | | | | 37 | |
| 1.6 (F11, F68, M11, M68) (60 kW) Eng.16 SV 9/86-8/88 | | | | | | | | | | | | | | | | | | | | |
| 19-2172 | | | R | | | | | | | 17,46 | 50,29 | | | | | | | | 14,73 | |
| 19-2173 | | | F | | | | | | | 34 | 64 | | | | | | | | 37 | |
| 1.6 (F11, M11, F68, M68) (55 kW) Eng.16 N (09.81-08.87) 9/81-9/87 | | | | | | | | | | | | | | | | | | | | |
| 19-2172 | | | R | | | | | | | 17,46 | 50,29 | | | | | | | | 14,73 | |

OPEL

| METELLI ref | Spare Parts | | F/R | L/R | | ABS | A | B | C | D | E | F | G | H | I | L | M | Fig | NOTE |
|--|-------------|--|-----|-----|--|-----|---|---|-------|-------|---|---|---|---|---|-------|---|-----|----------|
| 19-2174 | | | F | | | | | | 39 | 72 | | | | | | 37 | | | Eng. 16N |
| 1.6 D (F11, M11, F68, M68) (40 kW) Eng.16 D (-09.85), 16 DA (09.85-) 3/82-8/88 | | | | | | | | | | | | | | | | | | | |
| 19-2172 | | | R | | | | | | 17,46 | 50,29 | | | | | | 14,73 | | | |
| 19-2174 | | | F | | | | | | 39 | 72 | | | | | | 37 | | | |
| 1.6 i (F11, M11, F68, M68) (55 kW) Eng.E 16 LZ, E 16 NZ 9/87-8/88 | | | | | | | | | | | | | | | | | | | |
| 19-2172 | | | R | | | | | | 17,46 | 50,29 | | | | | | 14,73 | | | |
| 19-2173 | | | F | | | | | | 34 | 64 | | | | | | 37 | | | |
| 1.6 i Cat (F11, M11, F68, M68) (55 kW) Eng.C 16 LZ, C 16 NZ 9/86-8/88 | | | | | | | | | | | | | | | | | | | |
| 19-2172 | | | R | | | | | | 17,46 | 50,29 | | | | | | 14,73 | | | |
| 19-2173 | | | F | | | | | | 34 | 64 | | | | | | 37 | | | |
| 1.6 S (F11, M11, F68, M68) (66 kW) Eng.16 SH 9/81-8/86 | | | | | | | | | | | | | | | | | | | |
| 19-2172 | | | R | | | | | | 17,46 | 50,29 | | | | | | 14,73 | | | |
| 19-2174 | | | F | | | | | | 39 | 72 | | | | | | 37 | | | |
| 1.8 (F11, M11, F68, M68) (62 kW) Eng.E 18 NV 9/87-8/88 | | | | | | | | | | | | | | | | | | | |
| 19-2172 | | | R | | | | | | 17,46 | 50,29 | | | | | | 14,73 | | | |
| 19-2174 | | | F | | | | | | 39 | 72 | | | | | | 37 | | | |
| 1.8 E (F11, M11, F68, M68) (74 kW) Eng.C 18 NE, S 18 NV 1/85-8/86 | | | | | | | | | | | | | | | | | | | |
| 19-2172 | | | R | | | | | | 17,46 | 50,29 | | | | | | 14,73 | | | |
| 19-2174 | | | F | | | | | | 39 | 72 | | | | | | 37 | | | |
| 1.8 i (F11, M11, F68, M68) (85 kW) Eng.18 E 9/82-8/86 | | | | | | | | | | | | | | | | | | | |
| 19-2172 | | | R | | | | | | 17,46 | 50,29 | | | | | | 14,73 | | | |
| 19-2174 | | | F | | | | | | 39 | 72 | | | | | | 37 | | | |
| 2.0 i (F11, M11, F68, M68) (74 kW) Eng.C 20 NEF (01.88-08.88) 8/87-8/88 | | | | | | | | | | | | | | | | | | | |
| 19-2172 | | | R | | | | | | 17,46 | 50,29 | | | | | | 14,73 | | | |
| 19-2174 | | | F | | | | | | 39 | 72 | | | | | | 37 | | | |
| 2.0 i (F11, M11, F68, M68) (85 kW) Eng.20 NE 9/86-8/88 | | | | | | | | | | | | | | | | | | | |
| 19-2172 | | | R | | | | | | 17,46 | 50,29 | | | | | | 14,73 | | | |
| 19-2174 | | | F | | | | | | 39 | 72 | | | | | | 37 | | | |

OPEL

| METELLI ref | Spare Parts | F/R | L/R | ABS | A | B | C | D | E | F | G | H | I | L | M | Fig | NOTE |
|---|-------------|-----|-----|-----|---|----|-------|-------|-----|---|---|---|---|-------|---|-----|------|
| 1.6 S (F68, M68) (66 kW) Eng.16 SH 9/81-8/86 | | | | | | | | | | | | | | | | | |
| 19-2172 | | R | | | | | 17,46 | 50,29 | | | | | | 14,73 | | | |
| 19-2174 | | F | | | | | 39 | 72 | | | | | | 37 | | | |
| 1.8 (F68, M68) (62 kW) Eng.E 18 NV 9/87-8/88 | | | | | | | | | | | | | | | | | |
| 19-2172 | | R | | | | | 17,46 | 50,29 | | | | | | 14,73 | | | |
| 19-2174 | | F | | | | | 39 | 72 | | | | | | 37 | | | |
| 1.8 E (F68, M68) (74 kW) Eng.C 18 NE, S 18 NV 1/85-8/86 | | | | | | | | | | | | | | | | | |
| 19-2172 | | R | | | | | 17,46 | 50,29 | | | | | | 14,73 | | | |
| 19-2174 | | F | | | | | 39 | 72 | | | | | | 37 | | | |
| 1.8 i (F68, M68) (85 kW) Eng.18 E 9/82-8/86 | | | | | | | | | | | | | | | | | |
| 19-2172 | | R | | | | | 17,46 | 50,29 | | | | | | 14,73 | | | |
| 19-2174 | | F | | | | | 39 | 72 | | | | | | 37 | | | |
| 2.0 i (F68, M68) (85 kW) Eng.20 NE 9/86-8/88 | | | | | | | | | | | | | | | | | |
| 19-2172 | | R | | | | | 17,46 | 50,29 | | | | | | 14,73 | | | |
| 19-2174 | | F | | | | | 39 | 72 | | | | | | 37 | | | |
| 2.0 i Cat (F68, M68) (85 kW) Eng.C 20 NE 9/86-8/88 | | | | | | | | | | | | | | | | | |
| 19-2172 | | R | | | | | 17,46 | 50,29 | | | | | | 14,73 | | | |
| 19-2174 | | F | | | | | 39 | 72 | | | | | | 37 | | | |
| 2.0 i GT (F68, M68) (95 kW) Eng.20 SEH 3/87-8/88 | | | | | | | | | | | | | | | | | |
| 19-2172 | | R | | | | | 17,46 | 50,29 | | | | | | 14,73 | | | |
| 19-2174 | | F | | | | | 39 | 72 | | | | | | 37 | | | |
| Astra F (T92) 9/91-8/00 | | | | | | | | | | | | | | | | | |
| 1.4 (F19, M19) (55 kW) Eng.14 NV 9/91-9/93 | | | | | | | | | | | | | | | | | |
| 19-2178 | | F | | | | | 34 | 66 | | | | | | 37 | | | |
| 19-2580 | | R | | | | 26 | | | 136 | | | | | 137 | | | +ABS |
| 19-2587 | | R | | | | 24 | | | 136 | | | | | 117 | | | -ABS |
| 1.4 (F19, M19) (60 kW) Eng.14 SE 9/92-9/98 | | | | | | | | | | | | | | | | | |
| 19-2174 | | F | | | | | 39 | 72 | | | | | | 37 | | | |

OPEL

| METELLI ref | Spare Parts | | F/R | L/R | | ABS | A | B | C | D | E | F | G | H | I | L | M | Fig | NOTE |
|---|-------------|--|-----|-----|--|-----|---|----|----|----|-----|---|---|---|---|-----|---|-----|------|
| 19-2177 | | | F | | | | | | 39 | 74 | | | | | | 39 | | | |
| 19-2178 | | | F | | | | | | 34 | 66 | | | | | | 37 | | | |
| 19-2580 | | | R | | | | | 26 | | | 136 | | | | | 137 | | | +ABS |
| 19-2587 | | | R | | | | | 24 | | | 136 | | | | | 117 | | | -ABS |
| 1.4 i (F19, M19) (44 kW) Eng.C 14 NZ, X 14 NZ 9/91-9/98 | | | | | | | | | | | | | | | | | | | |
| 19-2178 | | | F | | | | | | 34 | 66 | | | | | | 37 | | | |
| 19-2580 | | | R | | | | | 26 | | | 136 | | | | | 137 | | | +ABS |
| 19-2587 | | | R | | | | | 24 | | | 136 | | | | | 117 | | | -ABS |
| 1.4 i 16V (F19, M19) (66 kW) Eng.X 14 XE 2/96-9/98 | | | | | | | | | | | | | | | | | | | |
| 19-2178 | | | F | | | | | | 34 | 66 | | | | | | 37 | | | |
| 19-2580 | | | R | | | | | 26 | | | 136 | | | | | 137 | | | +ABS |
| 19-2587 | | | R | | | | | 24 | | | 136 | | | | | 117 | | | -ABS |
| 1.4 Si (F19, M19) (60 kW) Eng.C 14 SE 3/92-9/98 | | | | | | | | | | | | | | | | | | | |
| 19-2174 | | | F | | | | | | 39 | 72 | | | | | | 37 | | | |
| 19-2177 | | | F | | | | | | 39 | 74 | | | | | | 39 | | | |
| 19-2178 | | | F | | | | | | 34 | 66 | | | | | | 37 | | | |
| 19-2580 | | | R | | | | | 26 | | | 136 | | | | | 137 | | | +ABS |
| 19-2587 | | | R | | | | | 24 | | | 136 | | | | | 117 | | | -ABS |
| 1.6 (F19, M19) (55 kW) Eng.16 LZ2, 16 NZR 9/95-9/98 | | | | | | | | | | | | | | | | | | | |
| 19-2174 | | | F | | | | | | 39 | 72 | | | | | | 37 | | | |
| 19-2177 | | | F | | | | | | 39 | 74 | | | | | | 39 | | | |
| 19-2178 | | | F | | | | | | 34 | 66 | | | | | | 37 | | | |
| 19-2580 | | | R | | | | | 26 | | | 136 | | | | | 137 | | | +ABS |
| 19-2587 | | | R | | | | | 24 | | | 136 | | | | | 117 | | | -ABS |
| 1.6 i (F19, M19) (52 kW) Eng.X 16 SZ 5/93-7/96 | | | | | | | | | | | | | | | | | | | |
| 19-2174 | | | F | | | | | | 39 | 72 | | | | | | 37 | | | |
| 19-2177 | | | F | | | | | | 39 | 74 | | | | | | 39 | | | |
| 19-2178 | | | F | | | | | | 34 | 66 | | | | | | 37 | | | |
| 19-2580 | | | R | | | | | 26 | | | 136 | | | | | 137 | | | +ABS |

OPEL

| METELLI ref | Spare Parts | | F/R | L/R | | ABS | A | B | C | D | E | F | G | H | I | L | M | Fig | NOTE |
|--|-------------|--|-----|-----|--|-----|---|----|----|----|-----|---|---|---|---|-----|---|-----|------|
| 19-2587 | | | R | | | | | 24 | | | 136 | | | | | 117 | | | -ABS |
| 1.6 i (F19, M19) (55 kW) Eng.C 16 NZ (03.92-08.94), X 16 SZR 3/92-9/98 | | | | | | | | | | | | | | | | | | | |
| 19-2174 | | | F | | | | | | 39 | 72 | | | | | | | | 37 | |
| 19-2177 | | | F | | | | | | 39 | 74 | | | | | | | | 39 | |
| 19-2178 | | | F | | | | | | 34 | 66 | | | | | | | | 37 | |
| 19-2580 | | | R | | | | | 26 | | | 136 | | | | | | | 137 | +ABS |
| 19-2587 | | | R | | | | | 24 | | | 136 | | | | | | | 117 | -ABS |
| 1.6 i 16V (F19, M19) (74 kW) Eng.X 16 XEL 8/94-9/98 | | | | | | | | | | | | | | | | | | | |
| 19-2174 | | | F | | | | | | 39 | 72 | | | | | | | | 37 | |
| 19-2177 | | | F | | | | | | 39 | 74 | | | | | | | | 39 | |
| 19-2178 | | | F | | | | | | 34 | 66 | | | | | | | | 37 | |
| 19-2580 | | | R | | | | | 26 | | | 136 | | | | | | | 137 | +ABS |
| 19-2587 | | | R | | | | | 24 | | | 136 | | | | | | | 117 | -ABS |
| 1.6 Si (F19, M19) (74 kW) Eng.C 16 SE 5/92-12/94 | | | | | | | | | | | | | | | | | | | |
| 19-2174 | | | F | | | | | | 39 | 72 | | | | | | | | 37 | |
| 19-2178 | | | F | | | | | | 34 | 66 | | | | | | | | 37 | |
| 19-2580 | | | R | | | | | 26 | | | 136 | | | | | | | 137 | +ABS |
| 19-2587 | | | R | | | | | 24 | | | 136 | | | | | | | 117 | -ABS |
| 1.7 D (F19, M19) (42 kW) Eng.17 D (-09.92) 3/92-9/92 | | | | | | | | | | | | | | | | | | | |
| 19-2174 | | | F | | | | | | 39 | 72 | | | | | | | | 37 | |
| 19-2177 | | | F | | | | | | 39 | 74 | | | | | | | | 39 | |
| 19-2580 | | | R | | | | | 26 | | | 136 | | | | | | | 137 | +ABS |
| 19-2587 | | | R | | | | | 24 | | | 136 | | | | | | | 117 | -ABS |
| 1.7 D (F19, M19) (44 kW) Eng.17 DR (07.92-) 7/92-9/98 | | | | | | | | | | | | | | | | | | | |
| 19-2174 | | | F | | | | | | 39 | 72 | | | | | | | | 37 | |
| 19-2177 | | | F | | | | | | 39 | 74 | | | | | | | | 39 | |
| 19-2580 | | | R | | | | | 26 | | | 136 | | | | | | | 137 | +ABS |
| 19-2587 | | | R | | | | | 24 | | | 136 | | | | | | | 117 | -ABS |

OPEL

| METELLI ref | Spare Parts | | F/R | L/R | | ABS | A | B | C | D | E | F | G | H | I | L | M | Fig | NOTE |
|--|-------------|--|-----|-----|--|-----|---|----|----|----|-----|---|---|---|---|---|---|-----|------|
| 1.7 TD (F19, M19) (50 kW) Eng.X 17 DTL 11/94-9/98 | | | | | | | | | | | | | | | | | | | |
| 19-2174 | | | F | | | | | | 39 | 72 | | | | | | | | 37 | |
| 19-2177 | | | F | | | | | | 39 | 74 | | | | | | | | 39 | |
| 19-2580 | | | R | | | | | 26 | | | 136 | | | | | | | 137 | +ABS |
| 19-2587 | | | R | | | | | 24 | | | 136 | | | | | | | 117 | -ABS |
| 1.7 TDS (F19, M19) (60 kW) Eng.17 TD, X 17 DT 3/92-9/98 | | | | | | | | | | | | | | | | | | | |
| 19-2174 | | | F | | | | | | 39 | 72 | | | | | | | | 37 | |
| 19-2177 | | | F | | | | | | 39 | 74 | | | | | | | | 39 | |
| 19-2580 | | | R | | | | | 26 | | | 136 | | | | | | | 137 | +ABS |
| 19-2587 | | | R | | | | | 24 | | | 136 | | | | | | | 117 | -ABS |
| 1.8 i (F19, M19) (66 kW) Eng.C 18 NZ 3/92-9/98 | | | | | | | | | | | | | | | | | | | |
| 19-2174 | | | F | | | | | | 39 | 72 | | | | | | | | 37 | |
| 19-2177 | | | F | | | | | | 39 | 74 | | | | | | | | 39 | |
| 19-2580 | | | R | | | | | 26 | | | 136 | | | | | | | 137 | +ABS |
| 19-2587 | | | R | | | | | 24 | | | 136 | | | | | | | 117 | -ABS |
| 1.8 i 16V (F19, M19) (82 kW) Eng.18 SE 9/95-9/96 | | | | | | | | | | | | | | | | | | | |
| 19-2174 | | | F | | | | | | 39 | 72 | | | | | | | | 37 | |
| 19-2177 | | | F | | | | | | 39 | 74 | | | | | | | | 39 | |
| 19-2580 | | | R | | | | | 26 | | | 136 | | | | | | | 137 | +ABS |
| 19-2587 | | | R | | | | | 24 | | | 136 | | | | | | | 117 | -ABS |
| 1.8 i 16V (F19, M19) (85 kW) Eng.C 18 SEL, C 18 XEL (11.94-02.96), X 18 XE (03.96-0 11/94-9/98 | | | | | | | | | | | | | | | | | | | |
| 19-2174 | | | F | | | | | | 39 | 72 | | | | | | | | 37 | |
| 19-2177 | | | F | | | | | | 39 | 74 | | | | | | | | 39 | |
| 19-2580 | | | R | | | | | 26 | | | 136 | | | | | | | 137 | +ABS |
| 19-2587 | | | R | | | | | 24 | | | 136 | | | | | | | 117 | -ABS |
| 1.8 i 16V (F19, M19) (92 kW) Eng.C 18 XE 6/93-10/94 | | | | | | | | | | | | | | | | | | | |
| 19-2174 | | | F | | | | | | 39 | 72 | | | | | | | | 37 | |
| 19-2177 | | | F | | | | | | 39 | 74 | | | | | | | | 39 | |
| 19-2580 | | | R | | | | | 26 | | | 136 | | | | | | | 137 | +ABS |

OPEL

| METELLI ref | Spare Parts | | F/R | L/R | | | ABS | A | B | C | D | E | F | G | H | I | L | M | Fig | NOTE |
|---|-------------|--|-----|-----|--|--|-----|---|----|----|----|-----|---|---|---|---|-----|---|-----|------|
| 19-2587 | | | R | | | | | | 24 | | | 136 | | | | | 117 | | | -ABS |
| 2.0 i (F19, M19) (85 kW) Eng.C 20 NE 3/92-9/98 | | | | | | | | | | | | | | | | | | | | |
| 19-2174 | | | F | | | | | | | 39 | 72 | | | | | | 37 | | | |
| 19-2177 | | | F | | | | | | | 39 | 74 | | | | | | 39 | | | |
| 19-2580 | | | R | | | | | | 26 | | | 136 | | | | | 137 | | | +ABS |
| 19-2587 | | | R | | | | | | 24 | | | 136 | | | | | 117 | | | -ABS |
| 2.0 i 16V (F19, M19) (100 kW) Eng.X 20 XEV 2/95-9/98 | | | | | | | | | | | | | | | | | | | | |
| 19-2174 | | | F | | | | | | | 39 | 72 | | | | | | 37 | | | |
| 19-2177 | | | F | | | | | | | 39 | 74 | | | | | | 39 | | | |
| 19-2580 | | | R | | | | | | 26 | | | 136 | | | | | 137 | | | +ABS |
| 19-2587 | | | R | | | | | | 24 | | | 136 | | | | | 117 | | | -ABS |
| Astra F Cabrio (T92) 3/93-3/01 | | | | | | | | | | | | | | | | | | | | |
| 1.4 i 16V (66 kW) Eng.X 14 XE 1/96-3/01 | | | | | | | | | | | | | | | | | | | | |
| 19-2178 | | | F | | | | | | | 34 | 66 | | | | | | 37 | | | |
| 19-2580 | | | R | | | | | | 26 | | | 136 | | | | | 137 | | | +ABS |
| 19-2587 | | | R | | | | | | 24 | | | 136 | | | | | 117 | | | -ABS |
| 1.4 Si (60 kW) Eng.C 14 SE 5/93-3/01 | | | | | | | | | | | | | | | | | | | | |
| 19-2174 | | | F | | | | | | | 39 | 72 | | | | | | 37 | | | |
| 19-2177 | | | F | | | | | | | 39 | 74 | | | | | | 39 | | | |
| 19-2178 | | | F | | | | | | | 34 | 66 | | | | | | 37 | | | |
| 19-2580 | | | R | | | | | | 26 | | | 136 | | | | | 137 | | | +ABS |
| 19-2587 | | | R | | | | | | 24 | | | 136 | | | | | 117 | | | -ABS |
| 1.6 i (52 kW) Eng.X 16 SZ 3/93-8/96 | | | | | | | | | | | | | | | | | | | | |
| 19-2174 | | | F | | | | | | | 39 | 72 | | | | | | 37 | | | |
| 19-2177 | | | F | | | | | | | 39 | 74 | | | | | | 39 | | | |
| 19-2178 | | | F | | | | | | | 34 | 66 | | | | | | 37 | | | |
| 19-2580 | | | R | | | | | | 26 | | | 136 | | | | | 137 | | | +ABS |
| 19-2587 | | | R | | | | | | 24 | | | 136 | | | | | 117 | | | -ABS |

OPEL

| METELLI ref | Spare Parts | F/R | L/R | ABS | A | B | C | D | E | F | G | H | I | L | M | Fig | NOTE |
|--|-------------|-----|-----|-----|---|----|----|----|-----|---|---|---|---|---|---|-----|------|
| 1.6 i (55 kW) Eng.X 16 SZR 1/96-3/01 | | | | | | | | | | | | | | | | | |
| 19-2174 | | F | | | | | 39 | 72 | | | | | | | | 37 | |
| 19-2177 | | F | | | | | 39 | 74 | | | | | | | | 39 | |
| 19-2178 | | F | | | | | 34 | 66 | | | | | | | | 37 | |
| 19-2580 | | R | | | | 26 | | | 136 | | | | | | | 137 | +ABS |
| 19-2587 | | R | | | | 24 | | | 136 | | | | | | | 117 | -ABS |
| 1.8 i 16V (85 kW) Eng.C 18 XEL (-02.96), X 18 XE (03.96-) 11/94-3/01 | | | | | | | | | | | | | | | | | |
| 19-2174 | | F | | | | | 39 | 72 | | | | | | | | 37 | |
| 19-2177 | | F | | | | | 39 | 74 | | | | | | | | 39 | |
| 19-2580 | | R | | | | 26 | | | 136 | | | | | | | 137 | +ABS |
| 19-2587 | | R | | | | 24 | | | 136 | | | | | | | 117 | -ABS |
| 2.0 i (85 kW) Eng.C 20 NE 3/93-10/94 | | | | | | | | | | | | | | | | | |
| 19-2174 | | F | | | | | 39 | 72 | | | | | | | | 37 | |
| 19-2177 | | F | | | | | 39 | 74 | | | | | | | | 39 | |
| 19-2580 | | R | | | | 26 | | | 136 | | | | | | | 137 | +ABS |
| 19-2587 | | R | | | | 24 | | | 136 | | | | | | | 117 | -ABS |
| Astra F Classic Hatchback (T92) 1/98-7/04 | | | | | | | | | | | | | | | | | |
| 1.4 i (M08, M68, F08, F68) (44 kW) Eng.X 14 NZ 1/98-8/02 | | | | | | | | | | | | | | | | | |
| 19-2178 | | F | | | | | 34 | 66 | | | | | | | | 37 | |
| 19-2580 | | R | | | | 26 | | | 136 | | | | | | | 137 | +ABS |
| 19-2587 | | R | | | | 24 | | | 136 | | | | | | | 117 | -ABS |
| 1.6 i (F08, M08, F68, M68) (55 kW) Eng.X 16 SZR 1/98-8/02 | | | | | | | | | | | | | | | | | |
| 19-2178 | | F | | | | | 34 | 66 | | | | | | | | 37 | |
| 19-2580 | | R | | | | 26 | | | 136 | | | | | | | 137 | +ABS |
| 19-2587 | | R | | | | 24 | | | 136 | | | | | | | 117 | -ABS |
| 1.6 i 16V (F08, M08, F68, M68) (74 kW) Eng.X 16 XEL 1/98-8/02 | | | | | | | | | | | | | | | | | |
| 19-2178 | | F | | | | | 34 | 66 | | | | | | | | 37 | |
| 19-2580 | | R | | | | 26 | | | 136 | | | | | | | 137 | +ABS |

OPEL

| METELLI ref | Spare Parts | | F/R | L/R | | | ABS | A | B | C | D | E | F | G | H | I | L | M | Fig | NOTE |
|---|-------------|--|-----|-----|--|--|-----|---|----|----|----|-----|---|---|---|---|-----|---|-----|------|
| 19-2587 | | | R | | | | | | 24 | | | 136 | | | | | 117 | | | -ABS |
| Astra F Classic Sedan (T92) 1/98-7/04 | | | | | | | | | | | | | | | | | | | | |
| 1.4 i (F19, M19) (44 kW) Eng.X 14 NZ 1/98-8/02 | | | | | | | | | | | | | | | | | | | | |
| 19-2178 | | | F | | | | | | | 34 | 66 | | | | | | | | 37 | |
| 19-2580 | | | R | | | | | | 26 | | | 136 | | | | | | | 137 | +ABS |
| 19-2587 | | | R | | | | | | 24 | | | 136 | | | | | | | 117 | -ABS |
| 1.6 i (F19, M19) (55 kW) Eng.X 16 SZR 1/98-8/02 | | | | | | | | | | | | | | | | | | | | |
| 19-2178 | | | F | | | | | | | 34 | 66 | | | | | | | | 37 | |
| 19-2580 | | | R | | | | | | 26 | | | 136 | | | | | | | 137 | +ABS |
| 19-2587 | | | R | | | | | | 24 | | | 136 | | | | | | | 117 | -ABS |
| 1.6 i 16V (F19, M19) (74 kW) Eng.X 16 XEL 1/98-8/02 | | | | | | | | | | | | | | | | | | | | |
| 19-2178 | | | F | | | | | | | 34 | 66 | | | | | | | | 37 | |
| 19-2580 | | | R | | | | | | 26 | | | 136 | | | | | | | 137 | +ABS |
| 19-2587 | | | R | | | | | | 24 | | | 136 | | | | | | | 117 | -ABS |
| Astra F Classic SW (T92) 1/98-1/05 | | | | | | | | | | | | | | | | | | | | |
| 1.4 i (F35, M35) (44 kW) Eng.X 14 NZ 1/98-1/05 | | | | | | | | | | | | | | | | | | | | |
| 19-2178 | | | F | | | | | | | 34 | 66 | | | | | | | | 37 | |
| 19-2580 | | | R | | | | | | 26 | | | 136 | | | | | | | 137 | +ABS |
| 19-2587 | | | R | | | | | | 24 | | | 136 | | | | | | | 117 | -ABS |
| 1.6 i (F35, M35) (55 kW) Eng.X 16 SZR 1/98-1/05 | | | | | | | | | | | | | | | | | | | | |
| 19-2178 | | | F | | | | | | | 34 | 66 | | | | | | | | 37 | |
| 19-2580 | | | R | | | | | | 26 | | | 136 | | | | | | | 137 | +ABS |
| 19-2587 | | | R | | | | | | 24 | | | 136 | | | | | | | 117 | -ABS |
| 1.6 i 16V (F35, M35) (74 kW) Eng.X 16 XEL 1/98-1/05 | | | | | | | | | | | | | | | | | | | | |
| 19-2178 | | | F | | | | | | | 34 | 66 | | | | | | | | 37 | |
| 19-2580 | | | R | | | | | | 26 | | | 136 | | | | | | | 137 | +ABS |

OPEL

| METELLI ref | Spare Parts | | F/R | L/R | | | ABS | A | B | C | D | E | F | G | H | I | L | M | Fig | NOTE |
|--|-------------|--|-----|-----|--|--|-----|---|----|----|----|-----|---|---|---|---|-----|---|-----|------|
| 19-2177 | | | F | | | | | | | 39 | 74 | | | | | | 39 | | | |
| 19-2178 | | | F | | | | | | | 34 | 66 | | | | | | 37 | | | |
| 19-2580 | | | R | | | | | | 26 | | | 136 | | | | | 137 | | | +ABS |
| 19-2587 | | | R | | | | | | 24 | | | 136 | | | | | 117 | | | -ABS |
| 1.6 i (F08, M08, F68, M68) (52 kW) Eng.X 16 SZ 5/93-7/96 | | | | | | | | | | | | | | | | | | | | |
| 19-2174 | | | F | | | | | | | 39 | 72 | | | | | | 37 | | | |
| 19-2177 | | | F | | | | | | | 39 | 74 | | | | | | 39 | | | |
| 19-2178 | | | F | | | | | | | 34 | 66 | | | | | | 37 | | | |
| 19-2580 | | | R | | | | | | 26 | | | 136 | | | | | 137 | | | +ABS |
| 19-2587 | | | R | | | | | | 24 | | | 136 | | | | | 117 | | | -ABS |
| 1.6 i (F08, M08, F68, M68) (55 kW) Eng.C 16 NZ (09.91-08.94), X 16 SZR 9/91-1/98 | | | | | | | | | | | | | | | | | | | | |
| 19-2174 | | | F | | | | | | | 39 | 72 | | | | | | 37 | | | |
| 19-2177 | | | F | | | | | | | 39 | 74 | | | | | | 39 | | | |
| 19-2178 | | | F | | | | | | | 34 | 66 | | | | | | 37 | | | |
| 19-2580 | | | R | | | | | | 26 | | | 136 | | | | | 137 | | | +ABS |
| 19-2587 | | | R | | | | | | 24 | | | 136 | | | | | 117 | | | -ABS |
| 1.6 i 16V (F08, M08, F68, M68) (74 kW) Eng.X 16 XEL (08.94-.) 8/94-1/98 | | | | | | | | | | | | | | | | | | | | |
| 19-2174 | | | F | | | | | | | 39 | 72 | | | | | | 37 | | | |
| 19-2177 | | | F | | | | | | | 39 | 74 | | | | | | 39 | | | |
| 19-2178 | | | F | | | | | | | 34 | 66 | | | | | | 37 | | | |
| 19-2580 | | | R | | | | | | 26 | | | 136 | | | | | 137 | | | +ABS |
| 19-2587 | | | R | | | | | | 24 | | | 136 | | | | | 117 | | | -ABS |
| 1.6 Si (F08, M08, F68, M68) (74 kW) Eng.C 16 SE 3/92-12/94 | | | | | | | | | | | | | | | | | | | | |
| 19-2174 | | | F | | | | | | | 39 | 72 | | | | | | 37 | | | |
| 19-2178 | | | F | | | | | | | 34 | 66 | | | | | | 37 | | | |
| 19-2580 | | | R | | | | | | 26 | | | 136 | | | | | 137 | | | +ABS |
| 19-2587 | | | R | | | | | | 24 | | | 136 | | | | | 117 | | | -ABS |
| 1.7 D (F08, M08, F68, M68) (42 kW) Eng.17 D (-09.92) 12/91-9/92 | | | | | | | | | | | | | | | | | | | | |
| 19-2174 | | | F | | | | | | | 39 | 72 | | | | | | 37 | | | |

OPEL

| METELLI ref | Spare Parts | | F/R | L/R | | ABS | A | B | C | D | E | F | G | H | I | L | M | Fig | NOTE |
|--|-------------|--|-----|-----|--|-----|---|----|----|----|-----|---|---|---|---|-----|---|-----|------|
| 19-2177 | | | F | | | | | | 39 | 74 | | | | | | 39 | | | |
| 19-2580 | | | R | | | | | 26 | | | 136 | | | | | 137 | | | +ABS |
| 19-2587 | | | R | | | | | 24 | | | 136 | | | | | 117 | | | -ABS |
| 1.7 D (F08, M08, F68, M68) (44 kW) Eng.17 DR (07.92-.) 7/92-1/98 | | | | | | | | | | | | | | | | | | | |
| 19-2174 | | | F | | | | | | 39 | 72 | | | | | | 37 | | | |
| 19-2177 | | | F | | | | | | 39 | 74 | | | | | | 39 | | | |
| 19-2580 | | | R | | | | | 26 | | | 136 | | | | | 137 | | | +ABS |
| 19-2587 | | | R | | | | | 24 | | | 136 | | | | | 117 | | | -ABS |
| 1.7 TD (F08, M08, F68, M68) (50 kW) Eng.X 17 DTL 11/94-1/98 | | | | | | | | | | | | | | | | | | | |
| 19-2174 | | | F | | | | | | 39 | 72 | | | | | | 37 | | | |
| 19-2177 | | | F | | | | | | 39 | 74 | | | | | | 39 | | | |
| 19-2580 | | | R | | | | | 26 | | | 136 | | | | | 137 | | | +ABS |
| 19-2587 | | | R | | | | | 24 | | | 136 | | | | | 117 | | | -ABS |
| 1.7 TDS (F08, M08, F68, M68) (60 kW) Eng.17 DT, X 17 DT, X 17 TD 12/91-1/98 | | | | | | | | | | | | | | | | | | | |
| 19-2174 | | | F | | | | | | 39 | 72 | | | | | | 37 | | | |
| 19-2177 | | | F | | | | | | 39 | 74 | | | | | | 39 | | | |
| 19-2580 | | | R | | | | | 26 | | | 136 | | | | | 137 | | | +ABS |
| 19-2587 | | | R | | | | | 24 | | | 136 | | | | | 117 | | | -ABS |
| 1.8 i (F08, M08, F68, M68) (66 kW) Eng.C 18 NZ 9/91-1/98 | | | | | | | | | | | | | | | | | | | |
| 19-2174 | | | F | | | | | | 39 | 72 | | | | | | 37 | | | |
| 19-2177 | | | F | | | | | | 39 | 74 | | | | | | 39 | | | |
| 19-2580 | | | R | | | | | 26 | | | 136 | | | | | 137 | | | +ABS |
| 19-2587 | | | R | | | | | 24 | | | 136 | | | | | 117 | | | -ABS |
| 1.8 i 16V (F08, M08, F68, M68) (85 kW) Eng.C 18 XEL (09.94-02.96), X 18 XE (03.96-01.98) 9/94-1/98 | | | | | | | | | | | | | | | | | | | |
| 19-2174 | | | F | | | | | | 39 | 72 | | | | | | 37 | | | |
| 19-2177 | | | F | | | | | | 39 | 74 | | | | | | 39 | | | |
| 19-2580 | | | R | | | | | 26 | | | 136 | | | | | 137 | | | +ABS |
| 19-2587 | | | R | | | | | 24 | | | 136 | | | | | 117 | | | -ABS |

OPEL

| METELLI ref | Spare Parts | | F/R | L/R | | | ABS | A | B | C | D | E | F | G | H | I | L | M | Fig | NOTE |
|--|-------------|--|-----|-----|--|--|-----|---|----|----|----|-----|---|---|---|---|---|-----|-----|------|
| 1.8 i 16V (F08, M08, F68, M68) (92 kW) Eng.C 18 XE 6/93-8/94 | | | | | | | | | | | | | | | | | | | | |
| 19-2174 | | | F | | | | | | | 39 | 72 | | | | | | | 37 | | |
| 19-2177 | | | F | | | | | | | 39 | 74 | | | | | | | 39 | | |
| 19-2580 | | | R | | | | | | 26 | | | 136 | | | | | | 137 | | +ABS |
| 19-2587 | | | R | | | | | | 24 | | | 136 | | | | | | 117 | | -ABS |
| 2.0 GSI 16V (F08, M08, F68, M68) (110 kW) Eng.C 20 XE 9/91-1/98 | | | | | | | | | | | | | | | | | | | | |
| 19-2174 | | | F | | | | | | | 39 | 72 | | | | | | | 37 | | |
| 19-2177 | | | F | | | | | | | 39 | 74 | | | | | | | 39 | | |
| 19-2580 | | | R | | | | | | 26 | | | 136 | | | | | | 137 | | +ABS |
| 19-2587 | | | R | | | | | | 24 | | | 136 | | | | | | 117 | | -ABS |
| 2.0 i (F08, M08, F68, M68) (85 kW) Eng.C 20 NE 9/91-1/98 | | | | | | | | | | | | | | | | | | | | |
| 19-2174 | | | F | | | | | | | 39 | 72 | | | | | | | 37 | | |
| 19-2177 | | | F | | | | | | | 39 | 74 | | | | | | | 39 | | |
| 19-2580 | | | R | | | | | | 26 | | | 136 | | | | | | 137 | | +ABS |
| 19-2587 | | | R | | | | | | 24 | | | 136 | | | | | | 117 | | -ABS |
| 2.0 i 16V (F08, M08, F68, M68) (100 kW) Eng.X 20 XEV 2/95-1/98 | | | | | | | | | | | | | | | | | | | | |
| 19-2174 | | | F | | | | | | | 39 | 72 | | | | | | | 37 | | |
| 19-2177 | | | F | | | | | | | 39 | 74 | | | | | | | 39 | | |
| 19-2580 | | | R | | | | | | 26 | | | 136 | | | | | | 137 | | +ABS |
| 19-2587 | | | R | | | | | | 24 | | | 136 | | | | | | 117 | | -ABS |
| Astra F SW (T92) 9/91-8/00 | | | | | | | | | | | | | | | | | | | | |
| 1.4 (F08, C05) (55 kW) Eng.14 NV 9/91-9/93 | | | | | | | | | | | | | | | | | | | | |
| 19-2178 | | | F | | | | | | | 34 | 66 | | | | | | | 37 | | |
| 19-2580 | | | R | | | | | | 26 | | | 136 | | | | | | 137 | | +ABS |
| 19-2587 | | | R | | | | | | 24 | | | 136 | | | | | | 117 | | -ABS |
| 1.4 (F08, C05) (60 kW) Eng.14 SE 9/92-1/98 | | | | | | | | | | | | | | | | | | | | |
| 19-2174 | | | F | | | | | | | 39 | 72 | | | | | | | 37 | | |
| 19-2177 | | | F | | | | | | | 39 | 74 | | | | | | | 39 | | |

OPEL

| METELLI ref | Spare Parts | | F/R | L/R | | ABS | A | B | C | D | E | F | G | H | I | L | M | Fig | NOTE |
|---|-------------|--|-----|-----|--|-----|---|----|----|----|-----|---|---|---|---|-----|---|-----|------|
| 19-2178 | | | F | | | | | | 34 | 66 | | | | | | 37 | | | |
| 19-2580 | | | R | | | | | 26 | | | 136 | | | | | 137 | | | +ABS |
| 19-2587 | | | R | | | | | 24 | | | 136 | | | | | 117 | | | -ABS |
| 1.4 i (F08, C05) (44 kW) Eng.C 14 NZ, X 14 NZ 9/91-1/98 | | | | | | | | | | | | | | | | | | | |
| 19-2178 | | | F | | | | | | 34 | 66 | | | | | | 37 | | | |
| 19-2580 | | | R | | | | | 26 | | | 136 | | | | | 137 | | | +ABS |
| 19-2587 | | | R | | | | | 24 | | | 136 | | | | | 117 | | | -ABS |
| 1.4 i 16V (F08, C05) (66 kW) Eng.X 14 XE 2/96-1/98 | | | | | | | | | | | | | | | | | | | |
| 19-2178 | | | F | | | | | | 34 | 66 | | | | | | 37 | | | |
| 19-2580 | | | R | | | | | 26 | | | 136 | | | | | 137 | | | +ABS |
| 19-2587 | | | R | | | | | 24 | | | 136 | | | | | 117 | | | -ABS |
| 1.4 Si (F08, C05) (60 kW) Eng.C 14 SE 3/92-1/98 | | | | | | | | | | | | | | | | | | | |
| 19-2174 | | | F | | | | | | 39 | 72 | | | | | | 37 | | | |
| 19-2177 | | | F | | | | | | 39 | 74 | | | | | | 39 | | | |
| 19-2178 | | | F | | | | | | 34 | 66 | | | | | | 37 | | | |
| 19-2580 | | | R | | | | | 26 | | | 136 | | | | | 137 | | | +ABS |
| 19-2587 | | | R | | | | | 24 | | | 136 | | | | | 117 | | | -ABS |
| 1.6 (F08, C05) (55 kW) Eng.16 LZ2, 16 NZR 9/95-1/98 | | | | | | | | | | | | | | | | | | | |
| 19-2174 | | | F | | | | | | 39 | 72 | | | | | | 37 | | | |
| 19-2177 | | | F | | | | | | 39 | 74 | | | | | | 39 | | | |
| 19-2178 | | | F | | | | | | 34 | 66 | | | | | | 37 | | | |
| 19-2580 | | | R | | | | | 26 | | | 136 | | | | | 137 | | | +ABS |
| 19-2587 | | | R | | | | | 24 | | | 136 | | | | | 117 | | | -ABS |
| 1.6 i (F08, C05) (52 kW) Eng.X 16 SZ 5/93-7/96 | | | | | | | | | | | | | | | | | | | |
| 19-2174 | | | F | | | | | | 39 | 72 | | | | | | 37 | | | |
| 19-2177 | | | F | | | | | | 39 | 74 | | | | | | 39 | | | |
| 19-2178 | | | F | | | | | | 34 | 66 | | | | | | 37 | | | |
| 19-2580 | | | R | | | | | 26 | | | 136 | | | | | 137 | | | +ABS |
| 19-2587 | | | R | | | | | 24 | | | 136 | | | | | 117 | | | -ABS |

OPEL

| METELLI ref | Spare Parts | | F/R | L/R | | | ABS | A | B | C | D | E | F | G | H | I | L | M | Fig | NOTE |
|--|-------------|--|-----|-----|--|--|-----|---|----|----|----|-----|---|---|---|---|---|---|-----|------|
| 1.6 i (F08, C05) (55 kW) Eng.C 16 NZ (09.91-08.94), X 16 SZR 9/91-1/98 | | | | | | | | | | | | | | | | | | | | |
| 19-2174 | | | F | | | | | | | 39 | 72 | | | | | | | | 37 | |
| 19-2177 | | | F | | | | | | | 39 | 74 | | | | | | | | 39 | |
| 19-2178 | | | F | | | | | | | 34 | 66 | | | | | | | | 37 | |
| 19-2580 | | | R | | | | | | 26 | | | 136 | | | | | | | 137 | +ABS |
| 19-2587 | | | R | | | | | | 24 | | | 136 | | | | | | | 117 | -ABS |
| 1.6 i 16V (F08, C05) (74 kW) Eng.X 16 XEL (08.94-.) 8/94-1/98 | | | | | | | | | | | | | | | | | | | | |
| 19-2174 | | | F | | | | | | | 39 | 72 | | | | | | | | 37 | |
| 19-2177 | | | F | | | | | | | 39 | 74 | | | | | | | | 39 | |
| 19-2178 | | | F | | | | | | | 34 | 66 | | | | | | | | 37 | |
| 19-2580 | | | R | | | | | | 26 | | | 136 | | | | | | | 137 | +ABS |
| 19-2587 | | | R | | | | | | 24 | | | 136 | | | | | | | 117 | -ABS |
| 1.6 Si (F08, C05) (74 kW) Eng.C 16 SE 3/92-12/94 | | | | | | | | | | | | | | | | | | | | |
| 19-2174 | | | F | | | | | | | 39 | 72 | | | | | | | | 37 | |
| 19-2178 | | | F | | | | | | | 34 | 66 | | | | | | | | 37 | |
| 19-2580 | | | R | | | | | | 26 | | | 136 | | | | | | | 137 | +ABS |
| 19-2587 | | | R | | | | | | 24 | | | 136 | | | | | | | 117 | -ABS |
| 1.7 D (F08, C05) (42 kW) Eng.17 D (-09.92) 12/91-9/92 | | | | | | | | | | | | | | | | | | | | |
| 19-2174 | | | F | | | | | | | 39 | 72 | | | | | | | | 37 | |
| 19-2177 | | | F | | | | | | | 39 | 74 | | | | | | | | 39 | |
| 19-2580 | | | R | | | | | | 26 | | | 136 | | | | | | | 137 | +ABS |
| 19-2587 | | | R | | | | | | 24 | | | 136 | | | | | | | 117 | -ABS |
| 1.7 D (F08, C05) (44 kW) Eng.17 DR (07.92-.) 7/92-1/98 | | | | | | | | | | | | | | | | | | | | |
| 19-2174 | | | F | | | | | | | 39 | 72 | | | | | | | | 37 | |
| 19-2177 | | | F | | | | | | | 39 | 74 | | | | | | | | 39 | |
| 19-2580 | | | R | | | | | | 26 | | | 136 | | | | | | | 137 | +ABS |
| 19-2587 | | | R | | | | | | 24 | | | 136 | | | | | | | 117 | -ABS |
| 1.7 TD (F08, C05) (50 kW) Eng.X 17 DTL 11/94-1/98 | | | | | | | | | | | | | | | | | | | | |
| 19-2174 | | | F | | | | | | | 39 | 72 | | | | | | | | 37 | |

OPEL

| METELLI ref | Spare Parts | | F/R | L/R | | ABS | A | B | C | D | E | F | G | H | I | L | M | Fig | NOTE |
|--|-------------|--|-----|-----|--|-----|---|----|----|----|-----|---|---|---|---|-----|---|-----|------|
| 19-2177 | | | F | | | | | | 39 | 74 | | | | | | 39 | | | |
| 19-2580 | | | R | | | | | 26 | | | 136 | | | | | 137 | | | +ABS |
| 19-2587 | | | R | | | | | 24 | | | 136 | | | | | 117 | | | -ABS |
| 1.7 TDS (F08, C05) (60 kW) Eng.17 DT, X 17 DT, X 17 TD 12/91-1/98 | | | | | | | | | | | | | | | | | | | |
| 19-2174 | | | F | | | | | | 39 | 72 | | | | | | 37 | | | |
| 19-2177 | | | F | | | | | | 39 | 74 | | | | | | 39 | | | |
| 19-2580 | | | R | | | | | 26 | | | 136 | | | | | 137 | | | +ABS |
| 19-2587 | | | R | | | | | 24 | | | 136 | | | | | 117 | | | -ABS |
| 1.8 (F08, C05) (85 kW) Eng.18 SE 11/91-7/93 | | | | | | | | | | | | | | | | | | | |
| 19-2174 | | | F | | | | | | 39 | 72 | | | | | | 37 | | | |
| 19-2177 | | | F | | | | | | 39 | 74 | | | | | | 39 | | | |
| 1.8 i (F08, C05) (66 kW) Eng.C 18 NZ 9/91-1/98 | | | | | | | | | | | | | | | | | | | |
| 19-2174 | | | F | | | | | | 39 | 72 | | | | | | 37 | | | |
| 19-2177 | | | F | | | | | | 39 | 74 | | | | | | 39 | | | |
| 19-2580 | | | R | | | | | 26 | | | 136 | | | | | 137 | | | +ABS |
| 19-2587 | | | R | | | | | 24 | | | 136 | | | | | 117 | | | -ABS |
| 1.8 i 16V (F08, C05) (85 kW) Eng.C 18 XEL (-02.96), X 18 XE (03.96-) 7/94-1/98 | | | | | | | | | | | | | | | | | | | |
| 19-2174 | | | F | | | | | | 39 | 72 | | | | | | 37 | | | |
| 19-2177 | | | F | | | | | | 39 | 74 | | | | | | 39 | | | |
| 19-2580 | | | R | | | | | 26 | | | 136 | | | | | 137 | | | +ABS |
| 19-2587 | | | R | | | | | 24 | | | 136 | | | | | 117 | | | -ABS |
| 1.8 i 16V (F08, C05) (92 kW) Eng.C 18 XE 6/93-1/98 | | | | | | | | | | | | | | | | | | | |
| 19-2174 | | | F | | | | | | 39 | 72 | | | | | | 37 | | | |
| 19-2177 | | | F | | | | | | 39 | 74 | | | | | | 39 | | | |
| 19-2580 | | | R | | | | | 26 | | | 136 | | | | | 137 | | | +ABS |
| 19-2587 | | | R | | | | | 24 | | | 136 | | | | | 117 | | | -ABS |
| 2.0 i (F08, C05) (85 kW) Eng.C 20 NE 9/91-7/94 | | | | | | | | | | | | | | | | | | | |
| 19-2174 | | | F | | | | | | 39 | 72 | | | | | | 37 | | | |
| 19-2177 | | | F | | | | | | 39 | 74 | | | | | | 39 | | | |

OPEL

| METELLI ref | Spare Parts | | F/R | L/R | | ABS | A | B | C | D | E | F | G | H | I | L | M | Fig | NOTE |
|---|-------------|--|-----|-----|--|-----|---|----|----|----|-------|---|---|---|---|------|---|-----|------|
| 19-2580 | | | R | | | | | 26 | | | 136 | | | | | 137 | | | +ABS |
| 19-2587 | | | R | | | | | 24 | | | 136 | | | | | 117 | | | -ABS |
| 2.0 i 16V (F08, C05) (100 kW) Eng.X 20 XEV 2/95-1/98 | | | | | | | | | | | | | | | | | | | |
| 19-2174 | | | F | | | | | | 39 | 72 | | | | | | 37 | | | |
| 19-2177 | | | F | | | | | | 39 | 74 | | | | | | 39 | | | |
| 19-2580 | | | R | | | | | 26 | | | 136 | | | | | 137 | | | +ABS |
| 19-2587 | | | R | | | | | 24 | | | 136 | | | | | 117 | | | -ABS |
| 2.0 i 16V (F08, C05) (110 kW) Eng.C 20 XE 3/93-1/98 | | | | | | | | | | | | | | | | | | | |
| 19-2174 | | | F | | | | | | 39 | 72 | | | | | | 37 | | | |
| 19-2177 | | | F | | | | | | 39 | 74 | | | | | | 39 | | | |
| 19-2580 | | | R | | | | | 26 | | | 136 | | | | | 137 | | | |
| Astra G Cabrio (T98) 5/98-10/05 | | | | | | | | | | | | | | | | | | | |
| 1.6 (F67) (76 kW) Eng.Z 16 XEP 1/03-10/05 | | | | | | | | | | | | | | | | | | | |
| 19-2292 | | | F | | | | | 33 | | 60 | 119,4 | | | | | 85,5 | | | -ABS |
| 19-2293 | | | F | | | | | 33 | | | 119,4 | | | | | 85 | | | +ABS |
| 1.6 16V (F67) (74 kW) Eng.Z 16 XE (03.01-.) 3/01-10/05 | | | | | | | | | | | | | | | | | | | |
| 19-2292 | | | F | | | | | 33 | | 60 | 119,4 | | | | | 85,5 | | | -ABS |
| 19-2293 | | | F | | | | | 33 | | | 119,4 | | | | | 85 | | | +ABS |
| 19-2580 | | | R | | | | | 26 | | | 136 | | | | | 137 | | | +ABS |
| 19-2587 | | | R | | | | | 24 | | | 136 | | | | | 117 | | | -ABS |
| 1.8 16V (F67) (92 kW) Eng.Z 18 XE 3/01-10/05 | | | | | | | | | | | | | | | | | | | |
| 19-2294 | | | F | | | | | 33 | | | 137 | | | | | 83,3 | | | -ABS |
| 19-2295 | | | F | | | | | 33 | | | 137 | | | | | 85 | | | +ABS |
| 19-2438 | | | R | | | | | 29 | | | 140 | | | | | 146 | | | +ABS |
| 19-2439 | | | R | | | | | | | | 140 | | | | | 84 | | | -ABS |
| 2.0 16V Turbo (F67) (147 kW) Eng.Z 20 LET 11/02-10/05 | | | | | | | | | | | | | | | | | | | |
| 19-2295 | | | F | | | | | 33 | | | 137 | | | | | 85 | | | |
| 19-2438 | | | R | | | | | 29 | | | 140 | | | | | 146 | | | |

OPEL

| METELLI ref | Spare Parts | | F/R | L/R | | | ABS | A | B | C | D | E | F | G | H | I | L | M | Fig | NOTE | |
|--|-------------|--|-----|-----|--|--|-----|---|----|---|----|-------|---|---|---|---|---|---|------|------|------|
| 2.0 OPC (F67) (141 kW) Eng.Z 20 LET 3/02-10/05 | | | | | | | | | | | | | | | | | | | | | |
| 19-2295 | | | F | | | | | | 33 | | | 137 | | | | | | | 85 | | |
| 19-2438 | | | R | | | | | | 29 | | | 140 | | | | | | | 146 | | |
| 2.2 16V (F67) (108 kW) Eng.Z 22 SE 3/01-10/05 | | | | | | | | | | | | | | | | | | | | | |
| 19-2295 | | | F | | | | | | 33 | | | 137 | | | | | | | 85 | | |
| 19-2438 | | | R | | | | | | 29 | | | 140 | | | | | | | 146 | | |
| 2.2 DTI (F67) (92 kW) Eng.Y 22 DTR 9/02-10/05 | | | | | | | | | | | | | | | | | | | | | |
| 19-2295 | | | F | | | | | | 33 | | | 137 | | | | | | | 85 | | |
| 19-2438 | | | R | | | | | | 29 | | | 140 | | | | | | | 146 | | |
| Astra G Classic (T98) 1/98-7/09 | | | | | | | | | | | | | | | | | | | | | |
| 1.4 16V (F08, F48) (66 kW) Eng.Z 14 XE 5/04-7/09 | | | | | | | | | | | | | | | | | | | | | |
| 19-2292 | | | F | | | | | | 33 | | 60 | 119,4 | | | | | | | 85,5 | | -ABS |
| 19-2293 | | | F | | | | | | 33 | | | 119,4 | | | | | | | 85 | | +ABS |
| 1.6 (F08, F48) (76 kW) Eng.Z 16 XEP 3/06-6/08 | | | | | | | | | | | | | | | | | | | | | |
| 19-2292 | | | F | | | | | | 33 | | 60 | 119,4 | | | | | | | 85,5 | | -ABS |
| 19-2293 | | | F | | | | | | 33 | | | 119,4 | | | | | | | 85 | | +ABS |
| 1.6 16V (F08, F48) (74 kW) Eng.Z 16 XE 5/04-2/06 | | | | | | | | | | | | | | | | | | | | | |
| 19-2292 | | | F | | | | | | 33 | | 60 | 119,4 | | | | | | | 85,5 | | -ABS |
| 19-2293 | | | F | | | | | | 33 | | | 119,4 | | | | | | | 85 | | +ABS |
| 1.7 CDTI (F08, F48) (59 kW) Eng.Z 17 DTL 6/04-7/09 | | | | | | | | | | | | | | | | | | | | | |
| 19-2292 | | | F | | | | | | 33 | | 60 | 119,4 | | | | | | | 85,5 | | -ABS |
| 19-2293 | | | F | | | | | | 33 | | | 119,4 | | | | | | | 85 | | +ABS |
| Astra G Classic Caravan (F35) 1/98-7/09 | | | | | | | | | | | | | | | | | | | | | |
| 1.4 16V (66 kW) Eng.Z 14 XE 7/04-9/07 | | | | | | | | | | | | | | | | | | | | | |
| 19-2292 | | | F | | | | | | 33 | | 60 | 119,4 | | | | | | | 85,5 | | -ABS |
| 19-2293 | | | F | | | | | | 33 | | | 119,4 | | | | | | | 85 | | +ABS |

OPEL

| METELLI ref | Spare Parts | | F/R | L/R | | | ABS | A | B | C | D | E | F | G | H | I | L | M | Fig | NOTE |
|--|-------------|--|-----|-----|--|--|-----|---|----|---|----|-------|---|---|---|---|---|------|-----|------|
| 1.6 (74 kW) Eng.Z 16 XE 6/04-2/06 | | | | | | | | | | | | | | | | | | | | |
| 19-2292 | | | F | | | | | | 33 | | 60 | 119,4 | | | | | | 85,5 | | -ABS |
| 19-2293 | | | F | | | | | | 33 | | | 119,4 | | | | | | 85 | | +ABS |
| 1.6 (76 kW) Eng.Z 16 XEP 2/06-7/09 | | | | | | | | | | | | | | | | | | | | |
| 19-2292 | | | F | | | | | | 33 | | 60 | 119,4 | | | | | | 85,5 | | -ABS |
| 19-2293 | | | F | | | | | | 33 | | | 119,4 | | | | | | 85 | | +ABS |
| 1.7 CDTI (59 kW) Eng.Z 17 DTL 5/04-7/09 | | | | | | | | | | | | | | | | | | | | |
| 19-2292 | | | F | | | | | | 33 | | 60 | 119,4 | | | | | | 85,5 | | -ABS |
| 19-2293 | | | F | | | | | | 33 | | | 119,4 | | | | | | 85 | | +ABS |
| Astra G Classic Sedan (T98) 1/98-7/09 | | | | | | | | | | | | | | | | | | | | |
| 1.4 16V (F69) (66 kW) Eng.Z 14 XE 5/04-7/09 | | | | | | | | | | | | | | | | | | | | |
| 19-2292 | | | F | | | | | | 33 | | 60 | 119,4 | | | | | | 85,5 | | -ABS |
| 19-2293 | | | F | | | | | | 33 | | | 119,4 | | | | | | 85 | | +ABS |
| 1.6 16V (F69) (74 kW) Eng.Z 16 XE 3/04-1/08 | | | | | | | | | | | | | | | | | | | | |
| 19-2292 | | | F | | | | | | 33 | | 60 | 119,4 | | | | | | 85,5 | | -ABS |
| 19-2293 | | | F | | | | | | 33 | | | 119,4 | | | | | | 85 | | +ABS |
| Astra G Coupe (T98) 3/00-5/05 | | | | | | | | | | | | | | | | | | | | |
| 1.6 16V (F07) (74 kW) Eng.Z 16 XE 3/00-5/05 | | | | | | | | | | | | | | | | | | | | |
| 19-2292 | | | F | | | | | | 33 | | 60 | 119,4 | | | | | | 85,5 | | -ABS |
| 19-2293 | | | F | | | | | | 33 | | | 119,4 | | | | | | 85 | | +ABS |
| 19-2580 | | | R | | | | | | 26 | | | 136 | | | | | | 137 | | +ABS |
| 19-2587 | | | R | | | | | | 24 | | | 136 | | | | | | 117 | | -ABS |
| 1.6 16V (F07) (76 kW) Eng.Z 16 XEP 3/00-5/05 | | | | | | | | | | | | | | | | | | | | |
| 19-2292 | | | F | | | | | | 33 | | 60 | 119,4 | | | | | | 85,5 | | -ABS |
| 19-2293 | | | F | | | | | | 33 | | | 119,4 | | | | | | 85 | | +ABS |
| 19-2580 | | | R | | | | | | 26 | | | 136 | | | | | | 137 | | +ABS |
| 19-2587 | | | R | | | | | | 24 | | | 136 | | | | | | 117 | | -ABS |

OPEL

| METELLI ref | Spare Parts | | F/R | L/R | | ABS | A | B | C | D | E | F | G | H | I | L | M | Fig | NOTE |
|---|-------------|--|-----|-----|--|-----|---|----|---|---|-----|---|---|---|---|------|---|-----|------|
| 1.8 16V (F07) (85 kW) Eng.X 18 XE1 (03.00-.) 3/00-10/00 | | | | | | | | | | | | | | | | | | | |
| 19-2294 | | | F | | | | | 33 | | | 137 | | | | | 83,3 | | | -ABS |
| 19-2295 | | | F | | | | | 33 | | | 137 | | | | | 85 | | | +ABS |
| 19-2438 | | | R | | | | | 29 | | | 140 | | | | | 146 | | | +ABS |
| 19-2439 | | | R | | | | | | | | 140 | | | | | 84 | | | -ABS |
| 1.8 16V (F07) (92 kW) Eng.Z 18 XE 9/00-5/05 | | | | | | | | | | | | | | | | | | | |
| 19-2294 | | | F | | | | | 33 | | | 137 | | | | | 83,3 | | | -ABS |
| 19-2295 | | | F | | | | | 33 | | | 137 | | | | | 85 | | | +ABS |
| 19-2438 | | | R | | | | | 29 | | | 140 | | | | | 146 | | | +ABS |
| 19-2439 | | | R | | | | | | | | 140 | | | | | 84 | | | -ABS |
| 2.0 16V Turbo (F07) (140 kW) Eng.Z 20 LET 9/00-8/01 | | | | | | | | | | | | | | | | | | | |
| 19-2295 | | | F | | | | | 33 | | | 137 | | | | | 85 | | | |
| 19-2438 | | | R | | | | | 29 | | | 140 | | | | | 146 | | | |
| 2.0 16V Turbo (F07) (141 kW) Eng.Z 20 LET 8/01-5/05 | | | | | | | | | | | | | | | | | | | |
| 19-2295 | | | F | | | | | 33 | | | 137 | | | | | 85 | | | |
| 19-2438 | | | R | | | | | 29 | | | 140 | | | | | 146 | | | |
| 2.0 16V Turbo (F07) (147 kW) Eng.Z 20 LET 11/02-5/05 | | | | | | | | | | | | | | | | | | | |
| 19-2295 | | | F | | | | | 33 | | | 137 | | | | | 85 | | | |
| 2.2 16V (F07) (108 kW) Eng.Z 22 SE 9/00-5/05 | | | | | | | | | | | | | | | | | | | |
| 19-2294 | | | F | | | | | 33 | | | 137 | | | | | 83,3 | | | -ABS |
| 19-2295 | | | F | | | | | 33 | | | 137 | | | | | 85 | | | +ABS |
| 19-2438 | | | R | | | | | 29 | | | 140 | | | | | 146 | | | +ABS |
| 19-2439 | | | R | | | | | | | | 140 | | | | | 84 | | | -ABS |
| 2.2 DTI (F07) (92 kW) Eng.Y 22 DTR 9/02-5/05 | | | | | | | | | | | | | | | | | | | |
| 19-2295 | | | F | | | | | 33 | | | 137 | | | | | 85 | | | |
| 19-2438 | | | R | | | | | 29 | | | 140 | | | | | 146 | | | |

OPEL

| METELLI ref | Spare Parts | F/R | L/R | ABS | A | B | C | D | E | F | G | H | I | L | M | Fig | NOTE |
|--|-------------|-----|-----|-----|---|----|---|----|-------|---|---|---|---|------|---|-----|------|
| Astra G Hatchback (T98) 2/98-12/09 | | | | | | | | | | | | | | | | | |
| 1.2 16V (F08, F48) (48 kW) Eng.X 12 XE (02.98-) 2/98-9/00 | | | | | | | | | | | | | | | | | |
| 19-2292 | | F | | | | 33 | | 60 | 119,4 | | | | | 85,5 | | | -ABS |
| 19-2293 | | F | | | | 33 | | | 119,4 | | | | | 85 | | | +ABS |
| 19-2580 | | R | | | | 26 | | | 136 | | | | | 137 | | | +ABS |
| 19-2587 | | R | | | | 24 | | | 136 | | | | | 117 | | | -ABS |
| 1.2 16V (F08, F48) (55 kW) Eng.Z 12 XE 9/00-1/05 | | | | | | | | | | | | | | | | | |
| 19-2292 | | F | | | | 33 | | 60 | 119,4 | | | | | 85,5 | | | -ABS |
| 19-2293 | | F | | | | 33 | | | 119,4 | | | | | 85 | | | +ABS |
| 19-2580 | | R | | | | 26 | | | 136 | | | | | 137 | | | +ABS |
| 19-2587 | | R | | | | 24 | | | 136 | | | | | 117 | | | -ABS |
| 1.4 (F08, F48) (66 kW) Eng.Z 14 XEP 9/07-12/09 | | | | | | | | | | | | | | | | | |
| 19-2292 | | F | | | | 33 | | 60 | 119,4 | | | | | 85,5 | | | -ABS |
| 19-2293 | | F | | | | 33 | | | 119,4 | | | | | 85 | | | +ABS |
| 19-2580 | | R | | | | 26 | | | 136 | | | | | 137 | | | +ABS |
| 19-2587 | | R | | | | 24 | | | 136 | | | | | 117 | | | -ABS |
| 1.4 16V (F08, F48) (66 kW) Eng.X 14 XE (-.09.00), Z 14 XE (09.00-) 2/98-1/05 | | | | | | | | | | | | | | | | | |
| 19-2292 | | F | | | | 33 | | 60 | 119,4 | | | | | 85,5 | | | -ABS |
| 19-2293 | | F | | | | 33 | | | 119,4 | | | | | 85 | | | +ABS |
| 19-2580 | | R | | | | 26 | | | 136 | | | | | 137 | | | +ABS |
| 19-2587 | | R | | | | 24 | | | 136 | | | | | 117 | | | -ABS |
| 1.4 LPG (F08, F48) (66 kW) Eng.X 14 XE, Z 14 XE 2/98-1/05 | | | | | | | | | | | | | | | | | |
| 19-2292 | | F | | | | 33 | | 60 | 119,4 | | | | | 85,5 | | | -ABS |
| 19-2293 | | F | | | | 33 | | | 119,4 | | | | | 85 | | | +ABS |
| 1.6 (F08, F48) (55 kW) Eng.X 16 SZR 2/98-9/00 | | | | | | | | | | | | | | | | | |
| 19-2292 | | F | | | | 33 | | 60 | 119,4 | | | | | 85,5 | | | -ABS |
| 19-2293 | | F | | | | 33 | | | 119,4 | | | | | 85 | | | +ABS |
| 19-2580 | | R | | | | 26 | | | 136 | | | | | 137 | | | +ABS |

OPEL

| METELLI ref | Spare Parts | | F/R | L/R | | ABS | A | B | C | D | E | F | G | H | I | L | M | Fig | NOTE |
|--|-------------|--|-----|-----|--|-----|---|----|---|----|-------|---|---|---|---|------|---|-----|------|
| 19-2587 | | | R | | | | | 24 | | | 136 | | | | | 117 | | | -ABS |
| 1.6 (F08, F48) (62 kW) Eng.Z 16 SE 9/00-1/05 | | | | | | | | | | | | | | | | | | | |
| 19-2292 | | | F | | | | | 33 | | 60 | 119,4 | | | | | 85,5 | | | -ABS |
| 19-2293 | | | F | | | | | 33 | | | 119,4 | | | | | 85 | | | +ABS |
| 19-2580 | | | R | | | | | 26 | | | 136 | | | | | 137 | | | +ABS |
| 19-2587 | | | R | | | | | 24 | | | 136 | | | | | 117 | | | -ABS |
| 1.6 (F08, F48) (76 kW) Eng.Z 16 XEP 11/02-1/05 | | | | | | | | | | | | | | | | | | | |
| 19-2292 | | | F | | | | | 33 | | 60 | 119,4 | | | | | 85,5 | | | -ABS |
| 19-2293 | | | F | | | | | 33 | | | 119,4 | | | | | 85 | | | +ABS |
| 19-2580 | | | R | | | | | 26 | | | 136 | | | | | 137 | | | +ABS |
| 19-2587 | | | R | | | | | 24 | | | 136 | | | | | 117 | | | -ABS |
| 1.6 16V (F08, F48) (74 kW) Eng.C 16 SEL, X 16 XEL (-08.00), Z 16 XE (08.00-) 2/98-1/05 | | | | | | | | | | | | | | | | | | | |
| 19-2292 | | | F | | | | | 33 | | 60 | 119,4 | | | | | 85,5 | | | -ABS |
| 19-2293 | | | F | | | | | 33 | | | 119,4 | | | | | 85 | | | +ABS |
| 19-2580 | | | R | | | | | 26 | | | 136 | | | | | 137 | | | +ABS |
| 19-2587 | | | R | | | | | 24 | | | 136 | | | | | 117 | | | -ABS |
| 1.6 LPG (F08, F48) (74 kW) Eng.X 16 XEL, Z 16 XE 3/98-1/05 | | | | | | | | | | | | | | | | | | | |
| 19-2292 | | | F | | | | | 33 | | 60 | 119,4 | | | | | 85,5 | | | -ABS |
| 19-2293 | | | F | | | | | 33 | | | 119,4 | | | | | 85 | | | +ABS |
| 1.6 LPG (F08, F48) (76 kW) Eng.Z 16 XEP 11/02-6/07 | | | | | | | | | | | | | | | | | | | |
| 19-2292 | | | F | | | | | 33 | | 60 | 119,4 | | | | | 85,5 | | | -ABS |
| 19-2293 | | | F | | | | | 33 | | | 119,4 | | | | | 85 | | | +ABS |
| 1.7 CDTI (F08, F48) (59 kW) Eng.Z 17 DTL 4/03-1/05 | | | | | | | | | | | | | | | | | | | |
| 19-2292 | | | F | | | | | 33 | | 60 | 119,4 | | | | | 85,5 | | | -ABS |
| 19-2293 | | | F | | | | | 33 | | | 119,4 | | | | | 85 | | | +ABS |
| 19-2580 | | | R | | | | | 26 | | | 136 | | | | | 137 | | | +ABS |
| 19-2587 | | | R | | | | | 24 | | | 136 | | | | | 117 | | | -ABS |
| 1.7 DTI 16V (F08, F48) (55 kW) Eng.Y 17 DT 2/00-1/05 | | | | | | | | | | | | | | | | | | | |
| 19-2292 | | | F | | | | | 33 | | 60 | 119,4 | | | | | 85,5 | | | -ABS |

OPEL

| METELLI ref | Spare Parts | | F/R | L/R | | ABS | A | B | C | D | E | F | G | H | I | L | M | Fig | NOTE |
|--|-------------|--|-----|-----|--|-----|---|----|---|----|-------|---|---|---|---|------|---|-----|------|
| 19-2293 | | | F | | | | | 33 | | | 119,4 | | | | | 85 | | | +ABS |
| 19-2580 | | | R | | | | | 26 | | | 136 | | | | | 137 | | | +ABS |
| 1.7 TD (F08, F48) (50 kW) Eng.X 17 DTL 2/98-8/00 | | | | | | | | | | | | | | | | | | | |
| 19-2292 | | | F | | | | | 33 | | 60 | 119,4 | | | | | 85,5 | | | -ABS |
| 19-2293 | | | F | | | | | 33 | | | 119,4 | | | | | 85 | | | +ABS |
| 19-2580 | | | R | | | | | 26 | | | 136 | | | | | 137 | | | +ABS |
| 19-2587 | | | R | | | | | 24 | | | 136 | | | | | 117 | | | -ABS |
| 1.8 16V (F08, F48) (85 kW) Eng.X 18 XE1 (02.98-.) 2/98-9/00 | | | | | | | | | | | | | | | | | | | |
| 19-2292 | | | F | | | | | 33 | | 60 | 119,4 | | | | | 85,5 | | | -ABS |
| 19-2295 | | | F | | | | | 33 | | | 137 | | | | | 85 | | | +ABS |
| 19-2438 | | | R | | | | | 29 | | | 140 | | | | | 146 | | | +ABS |
| 19-2587 | | | R | | | | | 24 | | | 136 | | | | | 117 | | | -ABS |
| 1.8 16V (F08, F48) (92 kW) Eng.Z 18 XE 9/00-1/05 | | | | | | | | | | | | | | | | | | | |
| 19-2292 | | | F | | | | | 33 | | 60 | 119,4 | | | | | 85,5 | | | -ABS |
| 19-2295 | | | F | | | | | 33 | | | 137 | | | | | 85 | | | +ABS |
| 19-2438 | | | R | | | | | 29 | | | 140 | | | | | 146 | | | +ABS |
| 19-2587 | | | R | | | | | 24 | | | 136 | | | | | 117 | | | -ABS |
| 2.0 16V (F08, F48) (100 kW) Eng.X 20 XEV 2/98-1/05 | | | | | | | | | | | | | | | | | | | |
| 19-2294 | | | F | | | | | 33 | | | 137 | | | | | 83,3 | | | -ABS |
| 19-2295 | | | F | | | | | 33 | | | 137 | | | | | 85 | | | +ABS |
| 19-2438 | | | R | | | | | 29 | | | 140 | | | | | 146 | | | +ABS |
| 19-2439 | | | R | | | | | | | | 140 | | | | | 84 | | | -ABS |
| 2.0 16V OPC (F08, F48) (118 kW) Eng.X 20 XER 11/99-9/02 | | | | | | | | | | | | | | | | | | | |
| 19-2295 | | | F | | | | | 33 | | | 137 | | | | | 85 | | | |
| 19-2438 | | | R | | | | | 29 | | | 140 | | | | | 146 | | | |
| 2.0 DI (F08, F48) (60 kW) Eng.X 20 DTL (02.98-09.00), Y 20 DTL (09.00-.) 2/98-1/05 | | | | | | | | | | | | | | | | | | | |
| 19-2292 | | | F | | | | | 33 | | 60 | 119,4 | | | | | 85,5 | | | -ABS |
| 19-2295 | | | F | | | | | 33 | | | 137 | | | | | 85 | | | +ABS |
| 19-2438 | | | R | | | | | 29 | | | 140 | | | | | 146 | | | +ABS |

OPEL

| METELLI ref | Spare Parts | | F/R | L/R | | ABS | A | B | C | D | E | F | G | H | I | L | M | Fig | NOTE |
|---|-------------|--|-----|-----|--|-----|---|----|---|----|-------|---|---|---|---|------|---|-----|------|
| 19-2587 | | | R | | | | | 24 | | | 136 | | | | | 117 | | | -ABS |
| 2.0 DTI 16V (F08, F48) (74 kW) Eng.Y 20 DTH 8/99-1/05 | | | | | | | | | | | | | | | | | | | |
| 19-2294 | | | F | | | | | 33 | | | 137 | | | | | 83,3 | | | -ABS |
| 19-2295 | | | F | | | | | 33 | | | 137 | | | | | 85 | | | +ABS |
| 19-2438 | | | R | | | | | 29 | | | 140 | | | | | 146 | | | +ABS |
| 19-2439 | | | R | | | | | | | | 140 | | | | | 84 | | | -ABS |
| 2.0 OPC (F08, F48) (141 kW) Eng.Z 20 LET 9/02-1/05 | | | | | | | | | | | | | | | | | | | |
| 19-2295 | | | F | | | | | 33 | | | 137 | | | | | 85 | | | |
| 19-2438 | | | R | | | | | 29 | | | 140 | | | | | 146 | | | |
| 2.0 OPC (F08, F48) (147 kW) Eng.Z 20 LET 11/02-1/05 | | | | | | | | | | | | | | | | | | | |
| 19-2295 | | | F | | | | | 33 | | | 137 | | | | | 85 | | | |
| 19-2438 | | | R | | | | | 29 | | | 140 | | | | | 146 | | | |
| 2.2 16V (F08, F48) (108 kW) Eng.Z 22 SE 6/00-1/05 | | | | | | | | | | | | | | | | | | | |
| 19-2294 | | | F | | | | | 33 | | | 137 | | | | | 83,3 | | | -ABS |
| 19-2295 | | | F | | | | | 33 | | | 137 | | | | | 85 | | | +ABS |
| 19-2438 | | | R | | | | | 29 | | | 140 | | | | | 146 | | | +ABS |
| 19-2439 | | | R | | | | | | | | 140 | | | | | 84 | | | -ABS |
| 2.2 DTI (F08, F48) (86 kW) Eng.Y 22 DTR 9/02-1/05 | | | | | | | | | | | | | | | | | | | |
| 19-2295 | | | F | | | | | 33 | | | 137 | | | | | 85 | | | |
| 19-2438 | | | R | | | | | 29 | | | 140 | | | | | 146 | | | |
| 2.2 DTI (F08, F48) (92 kW) Eng.Y 22 DTR 9/02-1/05 | | | | | | | | | | | | | | | | | | | |
| 19-2295 | | | F | | | | | 33 | | | 137 | | | | | 85 | | | |
| 19-2438 | | | R | | | | | 29 | | | 140 | | | | | 146 | | | |
| Astra G Sedan (T98) 3/98-12/09 | | | | | | | | | | | | | | | | | | | |
| 1.2 16V (F69) (48 kW) Eng.X 12 XE (09.98-) 9/98-9/00 | | | | | | | | | | | | | | | | | | | |
| 19-2292 | | | F | | | | | 33 | | 60 | 119,4 | | | | | 85,5 | | | -ABS |
| 19-2293 | | | F | | | | | 33 | | | 119,4 | | | | | 85 | | | +ABS |
| 19-2580 | | | R | | | | | 26 | | | 136 | | | | | 137 | | | +ABS |

OPEL

| METELLI ref | Spare Parts | | F/R | L/R | | | ABS | A | B | C | D | E | F | G | H | I | L | M | Fig | NOTE |
|--|-------------|--|-----|-----|--|--|-----|---|----|---|----|-------|---|---|---|---|------|---|-----|------|
| 19-2587 | | | R | | | | | | 24 | | | 136 | | | | | 117 | | | -ABS |
| 1.2 16V (F69) (55 kW) Eng.Z 12 XE 9/00-1/05 | | | | | | | | | | | | | | | | | | | | |
| 19-2292 | | | F | | | | | | 33 | | 60 | 119,4 | | | | | 85,5 | | | -ABS |
| 19-2293 | | | F | | | | | | 33 | | | 119,4 | | | | | 85 | | | +ABS |
| 19-2580 | | | R | | | | | | 26 | | | 136 | | | | | 137 | | | +ABS |
| 19-2587 | | | R | | | | | | 24 | | | 136 | | | | | 117 | | | -ABS |
| 1.4 (F69) (66 kW) Eng.Z 14 XEP 9/07-12/09 | | | | | | | | | | | | | | | | | | | | |
| 19-2292 | | | F | | | | | | 33 | | 60 | 119,4 | | | | | 85,5 | | | -ABS |
| 19-2293 | | | F | | | | | | 33 | | | 119,4 | | | | | 85 | | | +ABS |
| 19-2580 | | | R | | | | | | 26 | | | 136 | | | | | 137 | | | +ABS |
| 19-2587 | | | R | | | | | | 24 | | | 136 | | | | | 117 | | | -ABS |
| 1.4 16V (F69) (66 kW) Eng.X 14 XE (-09.00), Z 14 XE (09.00-) 9/98-1/05 | | | | | | | | | | | | | | | | | | | | |
| 19-2292 | | | F | | | | | | 33 | | 60 | 119,4 | | | | | 85,5 | | | -ABS |
| 19-2293 | | | F | | | | | | 33 | | | 119,4 | | | | | 85 | | | +ABS |
| 19-2580 | | | R | | | | | | 26 | | | 136 | | | | | 137 | | | +ABS |
| 19-2587 | | | R | | | | | | 24 | | | 136 | | | | | 117 | | | -ABS |
| 1.4 LPG (F69) (66 kW) Eng.X 14 XE, Z 14 XE 3/98-1/05 | | | | | | | | | | | | | | | | | | | | |
| 19-2292 | | | F | | | | | | 33 | | 60 | 119,4 | | | | | 85,5 | | | -ABS |
| 19-2293 | | | F | | | | | | 33 | | | 119,4 | | | | | 85 | | | +ABS |
| 1.6 (F69) (55 kW) Eng.X 16 SZR 9/98-9/00 | | | | | | | | | | | | | | | | | | | | |
| 19-2292 | | | F | | | | | | 33 | | 60 | 119,4 | | | | | 85,5 | | | -ABS |
| 19-2293 | | | F | | | | | | 33 | | | 119,4 | | | | | 85 | | | +ABS |
| 19-2580 | | | R | | | | | | 26 | | | 136 | | | | | 137 | | | +ABS |
| 19-2587 | | | R | | | | | | 24 | | | 136 | | | | | 117 | | | -ABS |
| 1.6 (F69) (62 kW) Eng.Z 16 SE 9/00-1/05 | | | | | | | | | | | | | | | | | | | | |
| 19-2292 | | | F | | | | | | 33 | | 60 | 119,4 | | | | | 85,5 | | | -ABS |
| 19-2293 | | | F | | | | | | 33 | | | 119,4 | | | | | 85 | | | +ABS |
| 19-2580 | | | R | | | | | | 26 | | | 136 | | | | | 137 | | | +ABS |
| 19-2587 | | | R | | | | | | 24 | | | 136 | | | | | 117 | | | -ABS |

OPEL

| METELLI ref | Spare Parts | | F/R | L/R | | ABS | A | B | C | D | E | F | G | H | I | L | M | Fig | NOTE |
|---|-------------|--|-----|-----|--|-----|---|----|---|----|-------|---|---|---|---|------|---|-----|------|
| 1.6 (F69) (76 kW) Eng.Z 16 XEP 12/02-12/09 | | | | | | | | | | | | | | | | | | | |
| 19-2292 | | | F | | | | | 33 | | 60 | 119,4 | | | | | 85,5 | | | -ABS |
| 19-2293 | | | F | | | | | 33 | | | 119,4 | | | | | 85 | | | +ABS |
| 19-2580 | | | R | | | | | 26 | | | 136 | | | | | 137 | | | +ABS |
| 19-2587 | | | R | | | | | 24 | | | 136 | | | | | 117 | | | -ABS |
| 1.6 16V (F69) (74 kW) Eng.X 16 XEL (-08.00), Z 16 XE (08.00-) 9/98-1/05 | | | | | | | | | | | | | | | | | | | |
| 19-2292 | | | F | | | | | 33 | | 60 | 119,4 | | | | | 85,5 | | | -ABS |
| 19-2293 | | | F | | | | | 33 | | | 119,4 | | | | | 85 | | | +ABS |
| 19-2580 | | | R | | | | | 26 | | | 136 | | | | | 137 | | | +ABS |
| 19-2587 | | | R | | | | | 24 | | | 136 | | | | | 117 | | | -ABS |
| 1.6 LPG (F69) (74 kW) Eng.X 16 XEL, Z 16 XE 6/02-1/05 | | | | | | | | | | | | | | | | | | | |
| 19-2292 | | | F | | | | | 33 | | 60 | 119,4 | | | | | 85,5 | | | -ABS |
| 1.7 CDTI (F69) (59 kW) Eng.Z 17 DTL 4/03-12/09 | | | | | | | | | | | | | | | | | | | |
| 19-2292 | | | F | | | | | 33 | | 60 | 119,4 | | | | | 85,5 | | | -ABS |
| 19-2293 | | | F | | | | | 33 | | | 119,4 | | | | | 85 | | | +ABS |
| 19-2580 | | | R | | | | | 26 | | | 136 | | | | | 137 | | | +ABS |
| 19-2587 | | | R | | | | | 24 | | | 136 | | | | | 117 | | | -ABS |
| 1.7 DTI 16V (F69) (55 kW) Eng.Y 17 DT 2/00-1/05 | | | | | | | | | | | | | | | | | | | |
| 19-2292 | | | F | | | | | 33 | | 60 | 119,4 | | | | | 85,5 | | | -ABS |
| 19-2293 | | | F | | | | | 33 | | | 119,4 | | | | | 85 | | | +ABS |
| 19-2580 | | | R | | | | | 26 | | | 136 | | | | | 137 | | | +ABS |
| 19-2587 | | | R | | | | | 24 | | | 136 | | | | | 117 | | | -ABS |
| 1.7 TD (F69) (50 kW) Eng.X 17 DTL 9/98-8/00 | | | | | | | | | | | | | | | | | | | |
| 19-2292 | | | F | | | | | 33 | | 60 | 119,4 | | | | | 85,5 | | | -ABS |
| 19-2293 | | | F | | | | | 33 | | | 119,4 | | | | | 85 | | | +ABS |
| 19-2580 | | | R | | | | | 26 | | | 136 | | | | | 137 | | | +ABS |
| 19-2587 | | | R | | | | | 24 | | | 136 | | | | | 117 | | | -ABS |
| 1.8 16V (F69) (85 kW) Eng.X 18 XE1 (09.98-) 9/98-9/00 | | | | | | | | | | | | | | | | | | | |
| 19-2292 | | | F | | | | | 33 | | 60 | 119,4 | | | | | 85,5 | | | -ABS |

OPEL

| METELLI ref | Spare Parts | | F/R | L/R | | | ABS | A | B | C | D | E | F | G | H | I | L | M | Fig | NOTE |
|---|-------------|--|-----|-----|--|--|-----|---|----|---|----|-------|---|---|---|---|------|---|-----|------|
| 19-2295 | | | F | | | | | | 33 | | | 137 | | | | | 85 | | | +ABS |
| 19-2438 | | | R | | | | | | 29 | | | 140 | | | | | 146 | | | +ABS |
| 19-2587 | | | R | | | | | | 24 | | | 136 | | | | | 117 | | | -ABS |
| 1.8 16V (F69) (92 kW) Eng.Z 18 XE 6/00-1/05 | | | | | | | | | | | | | | | | | | | | |
| 19-2292 | | | F | | | | | | 33 | | 60 | 119,4 | | | | | 85,5 | | | -ABS |
| 19-2295 | | | F | | | | | | 33 | | | 137 | | | | | 85 | | | +ABS |
| 19-2438 | | | R | | | | | | 29 | | | 140 | | | | | 146 | | | +ABS |
| 19-2587 | | | R | | | | | | 24 | | | 136 | | | | | 117 | | | -ABS |
| 2.0 16V (F69) (100 kW) Eng.X 20 XEV 9/98-1/05 | | | | | | | | | | | | | | | | | | | | |
| 19-2294 | | | F | | | | | | 33 | | | 137 | | | | | 83,3 | | | -ABS |
| 19-2295 | | | F | | | | | | 33 | | | 137 | | | | | 85 | | | +ABS |
| 19-2438 | | | R | | | | | | 29 | | | 140 | | | | | 146 | | | +ABS |
| 19-2439 | | | R | | | | | | | | | 140 | | | | | 84 | | | -ABS |
| 2.0 DI (F69) (60 kW) Eng.X 20 DTL (09.98-09.00), Y 20 DTL (09.00-.) 9/98-1/05 | | | | | | | | | | | | | | | | | | | | |
| 19-2292 | | | F | | | | | | 33 | | 60 | 119,4 | | | | | 85,5 | | | -ABS |
| 19-2295 | | | F | | | | | | 33 | | | 137 | | | | | 85 | | | +ABS |
| 19-2438 | | | R | | | | | | 29 | | | 140 | | | | | 146 | | | +ABS |
| 19-2587 | | | R | | | | | | 24 | | | 136 | | | | | 117 | | | -ABS |
| 2.0 DTI 16V (F69) (74 kW) Eng.Y 20 DTH 8/99-1/05 | | | | | | | | | | | | | | | | | | | | |
| 19-2294 | | | F | | | | | | 33 | | | 137 | | | | | 83,3 | | | -ABS |
| 19-2295 | | | F | | | | | | 33 | | | 137 | | | | | 85 | | | +ABS |
| 19-2438 | | | R | | | | | | 29 | | | 140 | | | | | 146 | | | +ABS |
| 19-2439 | | | R | | | | | | | | | 140 | | | | | 84 | | | -ABS |
| 2.2 16V (F69) (108 kW) Eng.Z 22 SE 3/01-1/05 | | | | | | | | | | | | | | | | | | | | |
| 19-2294 | | | F | | | | | | 33 | | | 137 | | | | | 83,3 | | | -ABS |
| 19-2295 | | | F | | | | | | 33 | | | 137 | | | | | 85 | | | +ABS |
| 19-2438 | | | R | | | | | | 29 | | | 140 | | | | | 146 | | | +ABS |
| 19-2439 | | | R | | | | | | | | | 140 | | | | | 84 | | | -ABS |

OPEL

| METELLI ref | Spare Parts | | F/R | L/R | | | ABS | A | B | C | D | E | F | G | H | I | L | M | Fig | NOTE |
|---|-------------|--|-----|-----|--|--|-----|---|----|---|----|-------|---|---|---|---|---|------|-----|------|
| 2.2 DTI (F69) (86 kW) Eng.Y 22 DTR 9/02-1/05 | | | | | | | | | | | | | | | | | | | | |
| 19-2295 | | | F | | | | | | 33 | | | 137 | | | | | | 85 | | |
| 19-2438 | | | R | | | | | | 29 | | | 140 | | | | | | 146 | | |
| 2.2 DTI (F69) (92 kW) Eng.Y 22 DTR 9/02-1/05 | | | | | | | | | | | | | | | | | | | | |
| 19-2295 | | | F | | | | | | 33 | | | 137 | | | | | | 85 | | |
| 19-2438 | | | R | | | | | | 29 | | | 140 | | | | | | 146 | | |
| Astra G SW (T98) 2/98-12/09 | | | | | | | | | | | | | | | | | | | | |
| 1.2 16V (F35) (48 kW) Eng.X 12 XE (02.98-) 2/98-9/00 | | | | | | | | | | | | | | | | | | | | |
| 19-2292 | | | F | | | | | | 33 | | 60 | 119,4 | | | | | | 85,5 | | -ABS |
| 19-2293 | | | F | | | | | | 33 | | | 119,4 | | | | | | 85 | | +ABS |
| 19-2580 | | | R | | | | | | 26 | | | 136 | | | | | | 137 | | +ABS |
| 19-2587 | | | R | | | | | | 24 | | | 136 | | | | | | 117 | | -ABS |
| 1.2 16V (F35) (55 kW) Eng.Z 12 XE 9/00-7/04 | | | | | | | | | | | | | | | | | | | | |
| 19-2292 | | | F | | | | | | 33 | | 60 | 119,4 | | | | | | 85,5 | | -ABS |
| 19-2293 | | | F | | | | | | 33 | | | 119,4 | | | | | | 85 | | +ABS |
| 19-2580 | | | R | | | | | | 26 | | | 136 | | | | | | 137 | | +ABS |
| 19-2587 | | | R | | | | | | 24 | | | 136 | | | | | | 117 | | -ABS |
| 1.4 (F35) (66 kW) Eng.Z 14 XEP 10/07-7/09 | | | | | | | | | | | | | | | | | | | | |
| 19-2292 | | | F | | | | | | 33 | | 60 | 119,4 | | | | | | 85,5 | | -ABS |
| 19-2293 | | | F | | | | | | 33 | | | 119,4 | | | | | | 85 | | +ABS |
| 19-2580 | | | R | | | | | | 26 | | | 136 | | | | | | 137 | | +ABS |
| 19-2587 | | | R | | | | | | 24 | | | 136 | | | | | | 117 | | -ABS |
| 1.4 16V (F35) (66 kW) Eng.X 14 XE (-.09.00), Z 14 XE (09.00-) 6/98-7/04 | | | | | | | | | | | | | | | | | | | | |
| 19-2292 | | | F | | | | | | 33 | | 60 | 119,4 | | | | | | 85,5 | | -ABS |
| 19-2293 | | | F | | | | | | 33 | | | 119,4 | | | | | | 85 | | +ABS |
| 19-2580 | | | R | | | | | | 26 | | | 136 | | | | | | 137 | | +ABS |
| 19-2587 | | | R | | | | | | 24 | | | 136 | | | | | | 117 | | -ABS |

OPEL

| METELLI ref | Spare Parts | | F/R | L/R | | | ABS | A | B | C | D | E | F | G | H | I | L | M | Fig | NOTE |
|---|-------------|--|-----|-----|--|--|-----|---|----|---|----|-------|---|---|---|---|---|------|-----|------|
| 1.4 LPG (F35) (66 kW) Eng.X 14 XE, Z 14 XE 3/98-7/04 | | | | | | | | | | | | | | | | | | | | |
| 19-2292 | | | F | | | | | | 33 | | 60 | 119,4 | | | | | | 85,5 | | -ABS |
| 19-2293 | | | F | | | | | | 33 | | | 119,4 | | | | | | 85 | | +ABS |
| 1.6 (F35) (55 kW) Eng.X 16 SZR 2/98-9/00 | | | | | | | | | | | | | | | | | | | | |
| 19-2292 | | | F | | | | | | 33 | | 60 | 119,4 | | | | | | 85,5 | | -ABS |
| 19-2293 | | | F | | | | | | 33 | | | 119,4 | | | | | | 85 | | +ABS |
| 19-2580 | | | R | | | | | | 26 | | | 136 | | | | | | 137 | | +ABS |
| 19-2587 | | | R | | | | | | 24 | | | 136 | | | | | | 117 | | -ABS |
| 1.6 (F35) (62 kW) Eng.Z 16 SE 9/00-7/04 | | | | | | | | | | | | | | | | | | | | |
| 19-2292 | | | F | | | | | | 33 | | 60 | 119,4 | | | | | | 85,5 | | -ABS |
| 19-2293 | | | F | | | | | | 33 | | | 119,4 | | | | | | 85 | | +ABS |
| 19-2580 | | | R | | | | | | 26 | | | 136 | | | | | | 137 | | +ABS |
| 19-2587 | | | R | | | | | | 24 | | | 136 | | | | | | 117 | | -ABS |
| 1.6 (F35) (76 kW) Eng.Z 16 XEP 12/02-5/04 | | | | | | | | | | | | | | | | | | | | |
| 19-2292 | | | F | | | | | | 33 | | 60 | 119,4 | | | | | | 85,5 | | -ABS |
| 19-2293 | | | F | | | | | | 33 | | | 119,4 | | | | | | 85 | | +ABS |
| 19-2580 | | | R | | | | | | 26 | | | 136 | | | | | | 137 | | +ABS |
| 19-2587 | | | R | | | | | | 24 | | | 136 | | | | | | 117 | | -ABS |
| 1.6 16V (F35) (74 kW) Eng.X 16 XEL (-08.00), Z 16 XE (08.00-) 2/98-7/04 | | | | | | | | | | | | | | | | | | | | |
| 19-2292 | | | F | | | | | | 33 | | 60 | 119,4 | | | | | | 85,5 | | -ABS |
| 19-2293 | | | F | | | | | | 33 | | | 119,4 | | | | | | 85 | | +ABS |
| 19-2580 | | | R | | | | | | 26 | | | 136 | | | | | | 137 | | +ABS |
| 19-2587 | | | R | | | | | | 24 | | | 136 | | | | | | 117 | | -ABS |
| 1.6 CNG (F35) (71 kW) Eng.Z 16 YNG 3/03-7/04 | | | | | | | | | | | | | | | | | | | | |
| 19-2292 | | | F | | | | | | 33 | | 60 | 119,4 | | | | | | 85,5 | | -ABS |
| 19-2293 | | | F | | | | | | 33 | | | 119,4 | | | | | | 85 | | +ABS |
| 19-2580 | | | R | | | | | | 26 | | | 136 | | | | | | 137 | | +ABS |
| 19-2587 | | | R | | | | | | 24 | | | 136 | | | | | | 117 | | -ABS |

OPEL

| METELLI ref | Spare Parts | | F/R | L/R | | ABS | A | B | C | D | E | F | G | H | I | L | M | Fig | NOTE |
|---|-------------|--|-----|-----|--|-----|---|----|---|----|-------|---|---|---|---|------|---|-----|------|
| 1.6 LPG (F35) (74 kW) Eng.X 16 XEL, Z 16 XE 3/98-7/04 | | | | | | | | | | | | | | | | | | | |
| 19-2292 | | | F | | | | | 33 | | 60 | 119,4 | | | | | 85,5 | | | -ABS |
| 19-2293 | | | F | | | | | 33 | | | 119,4 | | | | | 85 | | | +ABS |
| 1.6 LPG (F35) (76 kW) Eng.Z 16 XEP 6/02-7/04 | | | | | | | | | | | | | | | | | | | |
| 19-2292 | | | F | | | | | 33 | | 60 | 119,4 | | | | | 85,5 | | | -ABS |
| 19-2293 | | | F | | | | | 33 | | | 119,4 | | | | | 85 | | | +ABS |
| 1.7 CDTI (F35) (59 kW) Eng.Z 17 DTL 4/03-5/04 | | | | | | | | | | | | | | | | | | | |
| 19-2292 | | | F | | | | | 33 | | 60 | 119,4 | | | | | 85,5 | | | -ABS |
| 19-2293 | | | F | | | | | 33 | | | 119,4 | | | | | 85 | | | +ABS |
| 19-2580 | | | R | | | | | 26 | | | 136 | | | | | 137 | | | +ABS |
| 19-2587 | | | R | | | | | 24 | | | 136 | | | | | 117 | | | -ABS |
| 1.7 DTI 16V (F35) (55 kW) Eng.Y 17 DT 2/00-7/04 | | | | | | | | | | | | | | | | | | | |
| 19-2292 | | | F | | | | | 33 | | 60 | 119,4 | | | | | 85,5 | | | -ABS |
| 19-2293 | | | F | | | | | 33 | | | 119,4 | | | | | 85 | | | +ABS |
| 19-2580 | | | R | | | | | 26 | | | 136 | | | | | 137 | | | +ABS |
| 19-2587 | | | R | | | | | 24 | | | 136 | | | | | 117 | | | -ABS |
| 1.7 TD (F35) (50 kW) Eng.X 17 DTL 2/98-8/00 | | | | | | | | | | | | | | | | | | | |
| 19-2292 | | | F | | | | | 33 | | 60 | 119,4 | | | | | 85,5 | | | -ABS |
| 19-2293 | | | F | | | | | 33 | | | 119,4 | | | | | 85 | | | +ABS |
| 19-2580 | | | R | | | | | 26 | | | 136 | | | | | 137 | | | +ABS |
| 19-2587 | | | R | | | | | 24 | | | 136 | | | | | 117 | | | -ABS |
| 1.8 16V (F35) (85 kW) Eng.X 18 XE1 (02.98-.) 2/98-9/00 | | | | | | | | | | | | | | | | | | | |
| 19-2292 | | | F | | | | | 33 | | 60 | 119,4 | | | | | 85,5 | | | -ABS |
| 19-2295 | | | F | | | | | 33 | | | 137 | | | | | 85 | | | +ABS |
| 19-2438 | | | R | | | | | 29 | | | 140 | | | | | 146 | | | +ABS |
| 19-2587 | | | R | | | | | 24 | | | 136 | | | | | 117 | | | -ABS |
| 1.8 16V (F35) (92 kW) Eng.Z 18 XE 9/00-7/04 | | | | | | | | | | | | | | | | | | | |
| 19-2292 | | | F | | | | | 33 | | 60 | 119,4 | | | | | 85,5 | | | -ABS |
| 19-2295 | | | F | | | | | 33 | | | 137 | | | | | 85 | | | +ABS |

OPEL

| METELLI ref | Spare Parts | | F/R | L/R | | | ABS | A | B | C | D | E | F | G | H | I | L | M | Fig | NOTE |
|---|-------------|--|-----|-----|--|--|-----|---|----|---|----|-------|---|---|---|---|------|---|-----|------|
| 19-2438 | | | R | | | | | | 29 | | | 140 | | | | | 146 | | | +ABS |
| 19-2587 | | | R | | | | | | 24 | | | 136 | | | | | 117 | | | -ABS |
| 2.0 16V (F35) (100 kW) Eng.X 20 XEV 2/98-7/04 | | | | | | | | | | | | | | | | | | | | |
| 19-2294 | | | F | | | | | | 33 | | | 137 | | | | | 83,3 | | | -ABS |
| 19-2295 | | | F | | | | | | 33 | | | 137 | | | | | 85 | | | +ABS |
| 19-2438 | | | R | | | | | | 29 | | | 140 | | | | | 146 | | | +ABS |
| 19-2439 | | | R | | | | | | | | | 140 | | | | | 84 | | | -ABS |
| 2.0 DI (F35) (60 kW) Eng.X 20 DTL (02.98-09.00), Y 20 DTL (09.00-.) 2/98-7/04 | | | | | | | | | | | | | | | | | | | | |
| 19-2292 | | | F | | | | | | 33 | | 60 | 119,4 | | | | | 85,5 | | | -ABS |
| 19-2295 | | | F | | | | | | 33 | | | 137 | | | | | 85 | | | +ABS |
| 19-2438 | | | R | | | | | | 29 | | | 140 | | | | | 146 | | | +ABS |
| 19-2587 | | | R | | | | | | 24 | | | 136 | | | | | 117 | | | -ABS |
| 2.0 DTI 16V (F35) (74 kW) Eng.Y 20 DTH 8/99-7/04 | | | | | | | | | | | | | | | | | | | | |
| 19-2294 | | | F | | | | | | 33 | | | 137 | | | | | 83,3 | | | -ABS |
| 19-2295 | | | F | | | | | | 33 | | | 137 | | | | | 85 | | | +ABS |
| 19-2438 | | | R | | | | | | 29 | | | 140 | | | | | 146 | | | +ABS |
| 19-2439 | | | R | | | | | | | | | 140 | | | | | 84 | | | -ABS |
| 2.0 OPC (F35) (141 kW) Eng.Z 20 LET 9/02-7/04 | | | | | | | | | | | | | | | | | | | | |
| 19-2295 | | | F | | | | | | 33 | | | 137 | | | | | 85 | | | |
| 19-2438 | | | R | | | | | | 29 | | | 140 | | | | | 146 | | | |
| 2.0 OPC (F35) (147 kW) Eng.Z 20 LET 11/02-7/04 | | | | | | | | | | | | | | | | | | | | |
| 19-2295 | | | F | | | | | | 33 | | | 137 | | | | | 85 | | | |
| 19-2438 | | | R | | | | | | 29 | | | 140 | | | | | 146 | | | |
| 2.2 16V (F35) (108 kW) Eng.Z 22 SE 3/01-7/04 | | | | | | | | | | | | | | | | | | | | |
| 19-2294 | | | F | | | | | | 33 | | | 137 | | | | | 83,3 | | | -ABS |
| 19-2295 | | | F | | | | | | 33 | | | 137 | | | | | 85 | | | +ABS |
| 19-2438 | | | R | | | | | | 29 | | | 140 | | | | | 146 | | | +ABS |
| 19-2439 | | | R | | | | | | | | | 140 | | | | | 84 | | | -ABS |

OPEL

| METELLI ref | Spare Parts | | F/R | L/R | | | ABS | A | B | C | D | E | F | G | H | I | L | M | Fig | NOTE |
|---|-------------|--|-----|-----|--|--|-----|---|---|---|---|-------|---|---|---|---|-----|---|-----|-------------|
| 19-2726 | | | R | | | | | | | | | 136 | | | | | 116 | | | |
| 19-2727 | | | R | | | | | | | | | 140 | | | | | 116 | | | |
| 1.6 (L48) (77 kW) Eng.Z 16 XE1, Z 16 XEP 3/04-10/10 | | | | | | | | | | | | | | | | | | | | |
| 19-2344 | | | F | | | | | | | | | 119,4 | | | | | 116 | | | |
| 19-2345 | | | F | | | | | | | | | 137 | | | | | | | | |
| 19-2726 | | | R | | | | | | | | | 136 | | | | | 116 | | | |
| 19-2727 | | | R | | | | | | | | | 140 | | | | | 116 | | | |
| 1.6 (L48) (85 kW) Eng.A 16 XER, Z 16 XER 12/06-5/14 | | | | | | | | | | | | | | | | | | | | |
| 19-2344 | | | F | | | | | | | | | 119,4 | | | | | 116 | | | |
| 19-2345 | | | F | | | | | | | | | 137 | | | | | | | | |
| 19-2726 | | | R | | | | | | | | | 136 | | | | | 116 | | | |
| 19-2727 | | | R | | | | | | | | | 140 | | | | | 116 | | | |
| 1.6 Turbo (L48) (132 kW) Eng.A 16 LET, Z 16 LET 2/07-10/10 | | | | | | | | | | | | | | | | | | | | |
| 19-2344 | | | F | | | | | | | | | 119,4 | | | | | 116 | | | |
| 19-2345 | | | F | | | | | | | | | 137 | | | | | | | | |
| 19-2726 | | | R | | | | | | | | | 136 | | | | | 116 | | | |
| 19-2727 | | | R | | | | | | | | | 140 | | | | | 116 | | | |
| 1.7 CDTI (L48) (59 kW) Eng.Z 17 DTL 3/04-10/10 | | | | | | | | | | | | | | | | | | | | |
| 19-2344 | | | F | | | | | | | | | 119,4 | | | | | 116 | | | |
| 19-2345 | | | F | | | | | | | | | 137 | | | | | | | | Eng. Z17DTL |
| 19-2726 | | | R | | | | | | | | | 136 | | | | | 116 | | | |
| 19-2727 | | | R | | | | | | | | | 140 | | | | | 116 | | | |
| 1.7 CDTI (L48) (74 kW) Eng.Z 17 DTH 3/04-10/10 | | | | | | | | | | | | | | | | | | | | |
| 19-2344 | | | F | | | | | | | | | 119,4 | | | | | 116 | | | |
| 19-2345 | | | F | | | | | | | | | 137 | | | | | | | | Eng. Z17DTH |
| 19-2726 | | | R | | | | | | | | | 136 | | | | | 116 | | | |
| 19-2727 | | | R | | | | | | | | | 140 | | | | | 116 | | | |
| 1.7 CDTI (L48) (81 kW) Eng.A 17 DTJ, Z 17 DTJ 2/07-5/14 | | | | | | | | | | | | | | | | | | | | |
| 19-2344 | | | F | | | | | | | | | 119,4 | | | | | 116 | | | |

OPEL

| METELLI ref | Spare Parts | | F/R | L/R | | ABS | A | B | C | D | E | F | G | H | I | L | M | Fig | NOTE |
|---|-------------|--|-----|-----|--|-----|---|----|---|---|-------|---|---|---|---|---|-----|-----|-------------------------|
| 19-2345 | | | F | | | | | | | | 137 | | | | | | | | Ch. -68027072 |
| 19-2726 | | | R | | | | | | | | 136 | | | | | | 116 | | |
| 19-2727 | | | R | | | | | | | | 140 | | | | | | 116 | | |
| 1.7 CDTI (L48) (92 kW) Eng.A 17 DTR, Z 17 DTR 2/07-5/14 | | | | | | | | | | | | | | | | | | | |
| 19-2344 | | | F | | | | | | | | 119,4 | | | | | | 116 | | |
| 19-2726 | | | R | | | | | | | | 136 | | | | | | 116 | | |
| 19-2727 | | | R | | | | | | | | 140 | | | | | | 116 | | |
| 19-2839 | | | F | | | | | 33 | | | 136,5 | | | | | | 85 | | Eng. A17DTR Eng. Z17DTR |
| 1.8 (L48) (92 kW) Eng.Z 18 XE 1/04-10/10 | | | | | | | | | | | | | | | | | | | |
| 19-2344 | | | F | | | | | | | | 119,4 | | | | | | 116 | | |
| 19-2345 | | | F | | | | | | | | 137 | | | | | | | | |
| 19-2726 | | | R | | | | | | | | 136 | | | | | | 116 | | |
| 19-2727 | | | R | | | | | | | | 140 | | | | | | 116 | | |
| 1.8 (L48) (103 kW) Eng.A 18 XER, Z 18 XER 1/06-10/10 | | | | | | | | | | | | | | | | | | | |
| 19-2344 | | | F | | | | | | | | 119,4 | | | | | | 116 | | |
| 19-2345 | | | F | | | | | | | | 137 | | | | | | | | |
| 19-2726 | | | R | | | | | | | | 136 | | | | | | 116 | | |
| 19-2727 | | | R | | | | | | | | 140 | | | | | | 116 | | |
| 1.9 CDTI (L48) (74 kW) Eng.Z 19 DTL 9/05-10/10 | | | | | | | | | | | | | | | | | | | |
| 19-2344 | | | F | | | | | | | | 119,4 | | | | | | 116 | | |
| 19-2345 | | | F | | | | | | | | 137 | | | | | | | | Eng. Z19DTL |
| 19-2726 | | | R | | | | | | | | 136 | | | | | | 116 | | |
| 19-2727 | | | R | | | | | | | | 140 | | | | | | 116 | | |
| 19-2839 | | | F | | | | | 33 | | | 136,5 | | | | | | 85 | | Eng. Z19DTL |
| 1.9 CDTI (L48) (88 kW) Eng.Z 19 DT 6/04-10/10 | | | | | | | | | | | | | | | | | | | |
| 19-2344 | | | F | | | | | | | | 119,4 | | | | | | 116 | | |
| 19-2345 | | | F | | | | | | | | 137 | | | | | | | | Eng. Z19DT |
| 19-2726 | | | R | | | | | | | | 136 | | | | | | 116 | | |
| 19-2727 | | | R | | | | | | | | 140 | | | | | | 116 | | |

OPEL

| METELLI ref | Spare Parts | | F/R | L/R | | | ABS | A | B | C | D | E | F | G | H | I | L | M | Fig | NOTE |
|--|-------------|--|-----|-----|--|--|-----|---|----|---|---|-------|---|---|---|---|-----|---|-----|-------------|
| 19-2839 | | | F | | | | | | 33 | | | 136,5 | | | | | 85 | | | Eng. Z19DT |
| 1.9 CDTI (L48) (110 kW) Eng.Z 19 DTH 9/04-10/10 | | | | | | | | | | | | | | | | | | | | |
| 19-2344 | | | F | | | | | | | | | 119,4 | | | | | 116 | | | |
| 19-2726 | | | R | | | | | | | | | 136 | | | | | 116 | | | |
| 19-2727 | | | R | | | | | | | | | 140 | | | | | 116 | | | |
| 19-2837 | | | F | | | | | | 30 | | | 137 | | | | | 85 | | | Eng. Z19DTH |
| 1.9 CDTI 16V (L48) (88 kW) Eng.Z 19 DTJ 4/04-10/10 | | | | | | | | | | | | | | | | | | | | |
| 19-2344 | | | F | | | | | | | | | 119,4 | | | | | 116 | | | |
| 19-2345 | | | F | | | | | | | | | 137 | | | | | | | | Eng. Z19DTJ |
| 19-2726 | | | R | | | | | | | | | 136 | | | | | 116 | | | |
| 19-2727 | | | R | | | | | | | | | 140 | | | | | 116 | | | |
| 19-2839 | | | F | | | | | | 33 | | | 136,5 | | | | | 85 | | | Eng. Z19DTJ |
| 2.0 Turbo (L48) (125 kW) Eng.Z 20 LEL 3/04-10/10 | | | | | | | | | | | | | | | | | | | | |
| 19-2344 | | | F | | | | | | | | | 119,4 | | | | | 116 | | | |
| 19-2345 | | | F | | | | | | | | | 137 | | | | | | | | Eng. Z20LEL |
| 19-2726 | | | R | | | | | | | | | 136 | | | | | 116 | | | |
| 19-2727 | | | R | | | | | | | | | 140 | | | | | 116 | | | |
| 19-2839 | | | F | | | | | | 33 | | | 136,5 | | | | | 85 | | | Eng. Z20LEL |
| 2.0 Turbo (L48) (147 kW) Eng.Z 20 LER 9/04-10/10 | | | | | | | | | | | | | | | | | | | | |
| 19-2344 | | | F | | | | | | | | | 119,4 | | | | | 116 | | | |
| 19-2345 | | | F | | | | | | | | | 137 | | | | | | | | Eng. Z20LER |
| 19-2726 | | | R | | | | | | | | | 136 | | | | | 116 | | | |
| 19-2727 | | | R | | | | | | | | | 140 | | | | | 116 | | | |
| 19-2839 | | | F | | | | | | 33 | | | 136,5 | | | | | 85 | | | Eng. Z20LER |
| 2.0 Turbo (L48) (177 kW) Eng.Z 20 LEH 3/05-10/10 | | | | | | | | | | | | | | | | | | | | |
| 19-2344 | | | F | | | | | | | | | 119,4 | | | | | 116 | | | |
| 19-2726 | | | R | | | | | | | | | 136 | | | | | 116 | | | |
| 19-2727 | | | R | | | | | | | | | 140 | | | | | 116 | | | |

OPEL

| METELLI ref | Spare Parts | F/R | L/R | ABS | A | B | C | D | E | F | G | H | I | L | M | Fig | NOTE |
|---|-------------|-----|-----|-----|---|----|---|---|-------|---|---|---|---|-----|---|-----|-------------|
| 19-2837 | | F | | | | 30 | | | 137 | | | | | 85 | | | Eng. Z20LEH |
| Astra H Classic Hatchback (A04)/ Astra Family 1/09-1/70 | | | | | | | | | | | | | | | | | |
| 1.3 CDTI (L48) (66 kW) Eng.Z 13 DTH 1/09-1/70 | | | | | | | | | | | | | | | | | |
| 19-2344 | | F | | | | | | | 119,4 | | | | | 116 | | | |
| 19-2345 | | F | | | | | | | 137 | | | | | | | | |
| 1.4 (L48) (66 kW) Eng.Z 14 XEP 1/09-1/70 | | | | | | | | | | | | | | | | | |
| 19-2344 | | F | | | | | | | 119,4 | | | | | 116 | | | |
| 19-2345 | | F | | | | | | | 137 | | | | | | | | |
| 1.6 (L48) (85 kW) Eng.Z 16 XER 1/09-1/70 | | | | | | | | | | | | | | | | | |
| 19-2345 | | F | | | | | | | 137 | | | | | | | | |
| 1.7 CDTI (L48) (81 kW) Eng.A 17 DTJ, Z 17 DTJ 1/09-1/70 | | | | | | | | | | | | | | | | | |
| 19-2344 | | F | | | | | | | 119,4 | | | | | 116 | | | |
| 19-2345 | | F | | | | | | | 137 | | | | | | | | |
| 19-2839 | | F | | | | 33 | | | 136,5 | | | | | 85 | | | |
| 1.8 (L48) (103 kW) Eng.Z 18 XER 2/13-1/70 | | | | | | | | | | | | | | | | | |
| 19-2344 | | F | | | | | | | 119,4 | | | | | 116 | | | |
| 19-2345 | | F | | | | | | | 137 | | | | | | | | |
| Astra H Classic Sedan (A04)/ Astra Family 2/07-1/70 | | | | | | | | | | | | | | | | | |
| 1.6 (L69) (85 kW) Eng.Z 16 XER 1/09-5/14 | | | | | | | | | | | | | | | | | |
| 19-2344 | | F | | | | | | | 119,4 | | | | | 116 | | | |
| 19-2345 | | F | | | | | | | 137 | | | | | | | | |
| 1.7 CDTi (L69) (81 kW) Eng.Z 17 DTJ 1/09-1/70 | | | | | | | | | | | | | | | | | |
| 19-2344 | | F | | | | | | | 119,4 | | | | | 116 | | | |
| 19-2345 | | F | | | | | | | 137 | | | | | | | | |
| 19-2839 | | F | | | | 33 | | | 136,5 | | | | | 85 | | | |
| 1.8 (L69) (103 kW) Eng.Z 18 XER 2/07-9/12 | | | | | | | | | | | | | | | | | |
| 19-2344 | | F | | | | | | | 119,4 | | | | | 116 | | | |

OPEL

| METELLI ref | Spare Parts | F/R | L/R | ABS | A | B | C | D | E | F | G | H | I | L | M | Fig | NOTE |
|--|-------------|-----|-----|-----|---|---|---|---|-------|---|---|---|---|-----|---|-----|-------------------------|
| 19-2345 | | F | | | | | | | 137 | | | | | | | | |
| Astra H Classic SW (A04)/ Astra Family 12/06-1/70 | | | | | | | | | | | | | | | | | |
| 1.4 (L35) (66 kW) Eng.Z 14 XEP 1/09-1/70 | | | | | | | | | | | | | | | | | |
| 19-2344 | | F | | | | | | | 119,4 | | | | | 116 | | | |
| 19-2345 | | F | | | | | | | 137 | | | | | | | | |
| 1.6 (L35) (85 kW) Eng.Z 16 XER 12/06-5/14 | | | | | | | | | | | | | | | | | |
| 19-2344 | | F | | | | | | | 119,4 | | | | | 116 | | | |
| 19-2345 | | F | | | | | | | 137 | | | | | | | | |
| 1.7 CDTi (L35) (81 kW) Eng.Z 17 DTJ 1/09-1/70 | | | | | | | | | | | | | | | | | |
| 19-2344 | | F | | | | | | | 119,4 | | | | | 116 | | | |
| 19-2345 | | F | | | | | | | 137 | | | | | | | | Eng. A17DTJ Eng. Z17DTJ |
| 1.8 (L35) (103 kW) Eng.Z 18 XER 1/12-5/14 | | | | | | | | | | | | | | | | | |
| 19-2344 | | F | | | | | | | 119,4 | | | | | 116 | | | |
| 19-2345 | | F | | | | | | | 137 | | | | | | | | |
| Astra H GTC (A04) 3/05-10/10 | | | | | | | | | | | | | | | | | |
| 1.3 CDTi (L08) (66 kW) Eng.Z 13 DTH 4/05-10/10 | | | | | | | | | | | | | | | | | |
| 19-2344 | | F | | | | | | | 119,4 | | | | | 116 | | | |
| 19-2345 | | F | | | | | | | 137 | | | | | | | | |
| 19-2726 | | R | | | | | | | 136 | | | | | 116 | | | |
| 19-2727 | | R | | | | | | | 140 | | | | | 116 | | | |
| 1.4 (L08) (55 kW) Eng.Z 14 XEL 3/05-10/10 | | | | | | | | | | | | | | | | | |
| 19-2344 | | F | | | | | | | 119,4 | | | | | 116 | | | |
| 19-2345 | | F | | | | | | | 137 | | | | | | | | |
| 19-2726 | | R | | | | | | | 136 | | | | | 116 | | | |
| 19-2727 | | R | | | | | | | 140 | | | | | 116 | | | |
| 1.4 (L08) (66 kW) Eng.Z 14 XEP 3/05-10/10 | | | | | | | | | | | | | | | | | |
| 19-2344 | | F | | | | | | | 119,4 | | | | | 116 | | | |

OPEL

| METELLI ref | Spare Parts | | F/R | L/R | | ABS | A | B | C | D | E | F | G | H | I | L | M | Fig | NOTE |
|---|-------------|--|-----|-----|--|-----|---|---|---|---|-------|---|---|---|---|-----|---|-----|-------------|
| 19-2345 | | | F | | | | | | | | 137 | | | | | | | | |
| 19-2726 | | | R | | | | | | | | 136 | | | | | 116 | | | |
| 19-2727 | | | R | | | | | | | | 140 | | | | | 116 | | | |
| 1.6 (L08) (77 kW) Eng.Z 16 XE1, Z 16 XEP 3/05-10/10 | | | | | | | | | | | | | | | | | | | |
| 19-2344 | | | F | | | | | | | | 119,4 | | | | | 116 | | | |
| 19-2345 | | | F | | | | | | | | 137 | | | | | | | | |
| 19-2726 | | | R | | | | | | | | 136 | | | | | 116 | | | |
| 19-2727 | | | R | | | | | | | | 140 | | | | | 116 | | | |
| 1.6 (L08) (85 kW) Eng.Z 16 XER 12/06-10/10 | | | | | | | | | | | | | | | | | | | |
| 19-2344 | | | F | | | | | | | | 119,4 | | | | | 116 | | | |
| 19-2345 | | | F | | | | | | | | 137 | | | | | | | | |
| 19-2726 | | | R | | | | | | | | 136 | | | | | 116 | | | |
| 19-2727 | | | R | | | | | | | | 140 | | | | | 116 | | | |
| 1.6 Turbo (L08) (132 kW) Eng.A 16 LET, Z 16 LET 2/07-10/10 | | | | | | | | | | | | | | | | | | | |
| 19-2344 | | | F | | | | | | | | 119,4 | | | | | 116 | | | |
| 19-2345 | | | F | | | | | | | | 137 | | | | | | | | |
| 19-2726 | | | R | | | | | | | | 136 | | | | | 116 | | | |
| 19-2727 | | | R | | | | | | | | 140 | | | | | 116 | | | |
| 1.7 CDTI (L08) (59 kW) Eng.Z 17 DTL 3/05-10/10 | | | | | | | | | | | | | | | | | | | |
| 19-2344 | | | F | | | | | | | | 119,4 | | | | | 116 | | | |
| 19-2345 | | | F | | | | | | | | 137 | | | | | | | | Eng. Z17DTL |
| 19-2726 | | | R | | | | | | | | 136 | | | | | 116 | | | |
| 19-2727 | | | R | | | | | | | | 140 | | | | | 116 | | | |
| 1.7 CDTi (L08) (74 kW) Eng.Z 17 DTH 3/05-10/10 | | | | | | | | | | | | | | | | | | | |
| 19-2344 | | | F | | | | | | | | 119,4 | | | | | 116 | | | |
| 19-2345 | | | F | | | | | | | | 137 | | | | | | | | Eng. Z17DTH |
| 19-2726 | | | R | | | | | | | | 136 | | | | | 116 | | | |
| 19-2727 | | | R | | | | | | | | 140 | | | | | 116 | | | |

OPEL

| METELLI ref | Spare Parts | F/R | L/R | ABS | A | B | C | D | E | F | G | H | I | L | M | Fig | NOTE |
|--|-------------|-----|-----|-----|---|----|---|---|-------|---|---|---|---|-----|---|-----|-------------|
| 1.7 CDTI (L08) (81 kW) Eng.A 17 DTJ, Z 17 DTJ 2/07-10/10 | | | | | | | | | | | | | | | | | |
| 19-2344 | | F | | | | | | | 119,4 | | | | | 116 | | | |
| 19-2345 | | F | | | | | | | 137 | | | | | | | | Eng. A17DTJ |
| 19-2726 | | R | | | | | | | 136 | | | | | 116 | | | |
| 19-2727 | | R | | | | | | | 140 | | | | | 116 | | | |
| 1.7 CDTI (L08) (92 kW) Eng.A 17 DTR, Z 17 DTR 2/07-10/10 | | | | | | | | | | | | | | | | | |
| 19-2344 | | F | | | | | | | 119,4 | | | | | 116 | | | |
| 19-2726 | | R | | | | | | | 136 | | | | | 116 | | | |
| 19-2727 | | R | | | | | | | 140 | | | | | 116 | | | |
| 19-2839 | | F | | | | 33 | | | 136,5 | | | | | 85 | | | Eng. A17DTR |
| 1.8 (L08) (92 kW) Eng.Z 18 XE 3/05-10/10 | | | | | | | | | | | | | | | | | |
| 19-2344 | | F | | | | | | | 119,4 | | | | | 116 | | | |
| 19-2345 | | F | | | | | | | 137 | | | | | | | | |
| 19-2726 | | R | | | | | | | 136 | | | | | 116 | | | |
| 19-2727 | | R | | | | | | | 140 | | | | | 116 | | | |
| 1.8 (L08) (103 kW) Eng.Z 18 XER 1/06-10/10 | | | | | | | | | | | | | | | | | |
| 19-2344 | | F | | | | | | | 119,4 | | | | | 116 | | | |
| 19-2345 | | F | | | | | | | 137 | | | | | | | | |
| 19-2726 | | R | | | | | | | 136 | | | | | 116 | | | |
| 19-2727 | | R | | | | | | | 140 | | | | | 116 | | | |
| 1.9 CDTI (L08) (74 kW) Eng.Z 19 DTL 1/06-10/10 | | | | | | | | | | | | | | | | | |
| 19-2344 | | F | | | | | | | 119,4 | | | | | 116 | | | |
| 19-2345 | | F | | | | | | | 137 | | | | | | | | Eng. Z19DTL |
| 19-2726 | | R | | | | | | | 136 | | | | | 116 | | | |
| 19-2727 | | R | | | | | | | 140 | | | | | 116 | | | |
| 19-2839 | | F | | | | 33 | | | 136,5 | | | | | 85 | | | Eng. Z19DTL |
| 1.9 CDTI (L08) (88 kW) Eng.Z 19 DT 9/05-10/10 | | | | | | | | | | | | | | | | | |
| 19-2344 | | F | | | | | | | 119,4 | | | | | 116 | | | |
| 19-2345 | | F | | | | | | | 137 | | | | | | | | Eng. Z19DT |

OPEL

| METELLI ref | Spare Parts | | F/R | L/R | | ABS | A | B | C | D | E | F | G | H | I | L | M | Fig | NOTE |
|--|-------------|--|-----|-----|--|-----|---|----|---|---|-------|---|---|---|---|-----|---|-----|-------------|
| 19-2726 | | | R | | | | | | | | 136 | | | | | 116 | | | |
| 19-2727 | | | R | | | | | | | | 140 | | | | | 116 | | | |
| 19-2839 | | | F | | | | | 33 | | | 136,5 | | | | | 85 | | | Eng. Z19DT |
| 1.9 CDTi (L08) (110 kW) Eng.Z 19 DTH 3/05-10/10 | | | | | | | | | | | | | | | | | | | |
| 19-2344 | | | F | | | | | | | | 119,4 | | | | | 116 | | | |
| 19-2726 | | | R | | | | | | | | 136 | | | | | 116 | | | |
| 19-2727 | | | R | | | | | | | | 140 | | | | | 116 | | | |
| 19-2837 | | | F | | | | | 30 | | | 137 | | | | | 85 | | | Eng. Z19DTH |
| 1.9 CDTi 16V (L08) (88 kW) Eng.Z 19 DTJ 3/05-10/10 | | | | | | | | | | | | | | | | | | | |
| 19-2344 | | | F | | | | | | | | 119,4 | | | | | 116 | | | |
| 19-2345 | | | F | | | | | | | | 137 | | | | | | | | Eng. Z19DTJ |
| 19-2726 | | | R | | | | | | | | 136 | | | | | 116 | | | |
| 19-2727 | | | R | | | | | | | | 140 | | | | | 116 | | | |
| 19-2839 | | | F | | | | | 33 | | | 136,5 | | | | | 85 | | | Eng. Z19DTJ |
| 2.0 Turbo (L08) (125 kW) Eng.Z 20 LEL 3/05-10/10 | | | | | | | | | | | | | | | | | | | |
| 19-2344 | | | F | | | | | | | | 119,4 | | | | | 116 | | | |
| 19-2345 | | | F | | | | | | | | 137 | | | | | | | | Eng. Z20LEL |
| 19-2726 | | | R | | | | | | | | 136 | | | | | 116 | | | |
| 19-2727 | | | R | | | | | | | | 140 | | | | | 116 | | | |
| 19-2839 | | | F | | | | | 33 | | | 136,5 | | | | | 85 | | | Eng. Z20LEL |
| 2.0 Turbo (L08) (147 kW) Eng.Z 20 LER 3/05-10/10 | | | | | | | | | | | | | | | | | | | |
| 19-2344 | | | F | | | | | | | | 119,4 | | | | | 116 | | | |
| 19-2345 | | | F | | | | | | | | 137 | | | | | | | | Eng. Z20LER |
| 19-2726 | | | R | | | | | | | | 136 | | | | | 116 | | | |
| 19-2727 | | | R | | | | | | | | 140 | | | | | 116 | | | |
| 19-2839 | | | F | | | | | 33 | | | 136,5 | | | | | 85 | | | Eng. Z20LER |
| 2.0 Turbo (L08) (177 kW) Eng.Z 20 LEH 8/05-10/10 | | | | | | | | | | | | | | | | | | | |
| 19-2344 | | | F | | | | | | | | 119,4 | | | | | 116 | | | |
| 19-2726 | | | R | | | | | | | | 136 | | | | | 116 | | | |

OPEL

| METELLI ref | Spare Parts | | F/R | L/R | | ABS | A | B | C | D | E | F | G | H | I | L | M | Fig | NOTE |
|--|-------------|--|-----|-----|--|-----|---|----|---|---|-------|---|---|---|---|-----|---|-----|-------------------------|
| 19-2727 | | | R | | | | | | | | 140 | | | | | 116 | | | |
| 19-2837 | | | F | | | | | 30 | | | 137 | | | | | 85 | | | Eng. Z20LEH |
| Astra H Sedan (A04)/ Astra A+ 2/07-5/14 | | | | | | | | | | | | | | | | | | | |
| 1.3 CDTi (L69) (66 kW) Eng.Z 13 DTH 2/07-10/10 | | | | | | | | | | | | | | | | | | | |
| 19-2344 | | | F | | | | | | | | 119,4 | | | | | 116 | | | |
| 19-2345 | | | F | | | | | | | | 137 | | | | | | | | |
| 1.4 (L69) (66 kW) Eng.Z 14 XEP 2/07-6/10 | | | | | | | | | | | | | | | | | | | |
| 19-2344 | | | F | | | | | | | | 119,4 | | | | | 116 | | | |
| 19-2345 | | | F | | | | | | | | 137 | | | | | | | | |
| 1.6 (L69) (77 kW) Eng.Z 16 XEP 2/07-6/10 | | | | | | | | | | | | | | | | | | | |
| 19-2344 | | | F | | | | | | | | 119,4 | | | | | 116 | | | |
| 19-2345 | | | F | | | | | | | | 137 | | | | | | | | |
| 1.6 (L69) (85 kW) Eng.Z 16 XER 2/07-5/14 | | | | | | | | | | | | | | | | | | | |
| 19-2344 | | | F | | | | | | | | 119,4 | | | | | 116 | | | |
| 19-2345 | | | F | | | | | | | | 137 | | | | | | | | |
| 1.7 CDTi (L69) (74 kW) Eng.Z 17 DTH 2/07-10/10 | | | | | | | | | | | | | | | | | | | |
| 19-2344 | | | F | | | | | | | | 119,4 | | | | | 116 | | | |
| 19-2345 | | | F | | | | | | | | 137 | | | | | | | | |
| 1.7 CDTi (L69) (81 kW) Eng.Z 17 DTJ 2/07-5/14 | | | | | | | | | | | | | | | | | | | |
| 19-2344 | | | F | | | | | | | | 119,4 | | | | | 116 | | | |
| 19-2345 | | | F | | | | | | | | 137 | | | | | | | | Eng. A17DTJ Eng. Z17DTJ |
| 19-2726 | | | R | | | | | | | | 136 | | | | | 116 | | | |
| 19-2727 | | | R | | | | | | | | 140 | | | | | 116 | | | |
| 1.8 (L69) (103 kW) Eng.A 18 XER, Z 18 XER 2/07-9/12 | | | | | | | | | | | | | | | | | | | |
| 19-2344 | | | F | | | | | | | | 119,4 | | | | | 116 | | | |
| 19-2345 | | | F | | | | | | | | 137 | | | | | | | | |

OPEL

| METELLI ref | Spare Parts | | F/R | L/R | | | ABS | A | B | C | D | E | F | G | H | I | L | M | Fig | NOTE |
|---|-------------|--|-----|-----|--|--|-----|---|---|---|---|-------|---|---|---|---|---|-----|-----|------|
| Astra H SW (A04) 8/04-5/14 | | | | | | | | | | | | | | | | | | | | |
| 1.3 CDTI (L35) (66 kW) Eng.Z 13 DTH 8/05-10/10 | | | | | | | | | | | | | | | | | | | | |
| 19-2344 | | | F | | | | | | | | | 119,4 | | | | | | 116 | | |
| 19-2345 | | | F | | | | | | | | | 137 | | | | | | | | |
| 19-2726 | | | R | | | | | | | | | 136 | | | | | | 116 | | |
| 19-2727 | | | R | | | | | | | | | 140 | | | | | | 116 | | |
| 1.4 (L35) (55 kW) Eng.Z 14 XEL 8/04-10/10 | | | | | | | | | | | | | | | | | | | | |
| 19-2344 | | | F | | | | | | | | | 119,4 | | | | | | 116 | | |
| 19-2345 | | | F | | | | | | | | | 137 | | | | | | | | |
| 19-2726 | | | R | | | | | | | | | 136 | | | | | | 116 | | |
| 19-2727 | | | R | | | | | | | | | 140 | | | | | | 116 | | |
| 1.4 (L35) (66 kW) Eng.Z 14 XEP 8/04-10/10 | | | | | | | | | | | | | | | | | | | | |
| 19-2344 | | | F | | | | | | | | | 119,4 | | | | | | 116 | | |
| 19-2345 | | | F | | | | | | | | | 137 | | | | | | | | |
| 19-2726 | | | R | | | | | | | | | 136 | | | | | | 116 | | |
| 19-2727 | | | R | | | | | | | | | 140 | | | | | | 116 | | |
| 1.4 LPG (L35) (66 kW) Eng.Z 14 XEP 8/09-10/10 | | | | | | | | | | | | | | | | | | | | |
| 19-2344 | | | F | | | | | | | | | 119,4 | | | | | | 116 | | |
| 19-2345 | | | F | | | | | | | | | 137 | | | | | | | | |
| 19-2726 | | | R | | | | | | | | | 136 | | | | | | 116 | | |
| 19-2727 | | | R | | | | | | | | | 140 | | | | | | 116 | | |
| 1.6 (L35) (77 kW) Eng.Z 16 XE1, Z 16 XEP 8/04-10/10 | | | | | | | | | | | | | | | | | | | | |
| 19-2344 | | | F | | | | | | | | | 119,4 | | | | | | 116 | | |
| 19-2345 | | | F | | | | | | | | | 137 | | | | | | | | |
| 19-2726 | | | R | | | | | | | | | 136 | | | | | | 116 | | |
| 19-2727 | | | R | | | | | | | | | 140 | | | | | | 116 | | |
| 1.6 (L35) (85 kW) Eng.A 16 XER, Z 16 XER 12/06-5/14 | | | | | | | | | | | | | | | | | | | | |
| 19-2344 | | | F | | | | | | | | | 119,4 | | | | | | 116 | | |

OPEL

| METELLI ref | Spare Parts | F/R | L/R | ABS | A | B | C | D | E | F | G | H | I | L | M | Fig | NOTE |
|---|-------------|-----|-----|-----|---|---|---|---|-------|---|---|---|---|-----|---|-----|-------------------------|
| 19-2345 | | F | | | | | | | 137 | | | | | | | | |
| 19-2726 | | R | | | | | | | 136 | | | | | 116 | | | |
| 19-2727 | | R | | | | | | | 140 | | | | | 116 | | | |
| 1.6 LPG (L35) (85 kW) Eng.Z 16 XER 8/09-10/10 | | | | | | | | | | | | | | | | | |
| 19-2344 | | F | | | | | | | 119,4 | | | | | 116 | | | |
| 19-2345 | | F | | | | | | | 137 | | | | | | | | |
| 19-2726 | | R | | | | | | | 136 | | | | | 116 | | | |
| 19-2727 | | R | | | | | | | 140 | | | | | 116 | | | |
| 1.6 Turbo (L35) (132 kW) Eng.A 16 LET, Z 16 LET 2/07-10/10 | | | | | | | | | | | | | | | | | |
| 19-2345 | | F | | | | | | | 137 | | | | | | | | |
| 19-2726 | | R | | | | | | | 136 | | | | | 116 | | | |
| 19-2727 | | R | | | | | | | 140 | | | | | 116 | | | |
| 1.7 CDTI (L35) (59 kW) Eng.Z 17 DTL 8/04-10/10 | | | | | | | | | | | | | | | | | |
| 19-2344 | | F | | | | | | | 119,4 | | | | | 116 | | | |
| 19-2345 | | F | | | | | | | 137 | | | | | | | | Eng. Z17DTL |
| 19-2726 | | R | | | | | | | 136 | | | | | 116 | | | |
| 19-2727 | | R | | | | | | | 140 | | | | | 116 | | | |
| 1.7 CDTI (L35) (74 kW) Eng.Z 17 DTH 8/04-10/10 | | | | | | | | | | | | | | | | | |
| 19-2344 | | F | | | | | | | 119,4 | | | | | 116 | | | |
| 19-2345 | | F | | | | | | | 137 | | | | | | | | Eng. Z17DTH |
| 19-2726 | | R | | | | | | | 136 | | | | | 116 | | | |
| 19-2727 | | R | | | | | | | 140 | | | | | 116 | | | |
| 1.7 CDTI (L35) (81 kW) Eng.A 17 DTJ, Z 17 DTJ 2/07-5/14 | | | | | | | | | | | | | | | | | |
| 19-2344 | | F | | | | | | | 119,4 | | | | | 116 | | | |
| 19-2345 | | F | | | | | | | 137 | | | | | | | | Eng. A17DTJ Eng. Z17DTJ |
| 19-2726 | | R | | | | | | | 136 | | | | | 116 | | | |
| 19-2727 | | R | | | | | | | 140 | | | | | 116 | | | |
| 1.7 CDTI (L35) (92 kW) Eng.A 17 DTR, Z 17 DTR 2/07-5/14 | | | | | | | | | | | | | | | | | |
| 19-2344 | | F | | | | | | | 119,4 | | | | | 116 | | | |

OPEL

| METELLI ref | Spare Parts | | F/R | L/R | | ABS | A | B | C | D | E | F | G | H | I | L | M | Fig | NOTE |
|--|-------------|--|-----|-----|--|-----|---|----|---|---|-------|---|---|---|---|-----|---|-----|-------------------------|
| 19-2726 | | | R | | | | | | | | 136 | | | | | 116 | | | |
| 19-2727 | | | R | | | | | | | | 140 | | | | | 116 | | | |
| 19-2839 | | | F | | | | | 33 | | | 136,5 | | | | | 85 | | | Eng. A17DTR Eng. Z17DTR |
| 1.8 (L35) (92 kW) Eng.Z 18 XE 8/04-10/10 | | | | | | | | | | | | | | | | | | | |
| 19-2344 | | | F | | | | | | | | 119,4 | | | | | 116 | | | |
| 19-2345 | | | F | | | | | | | | 137 | | | | | | | | |
| 19-2726 | | | R | | | | | | | | 136 | | | | | 116 | | | |
| 19-2727 | | | R | | | | | | | | 140 | | | | | 116 | | | |
| 1.8 (L35) (103 kW) Eng.A 18 XER, Z 18 XER 8/05-5/14 | | | | | | | | | | | | | | | | | | | |
| 19-2344 | | | F | | | | | | | | 119,4 | | | | | 116 | | | |
| 19-2345 | | | F | | | | | | | | 137 | | | | | | | | |
| 19-2726 | | | R | | | | | | | | 136 | | | | | 116 | | | |
| 19-2727 | | | R | | | | | | | | 140 | | | | | 116 | | | |
| 1.9 CDTI (L35) (74 kW) Eng.Z 19 DTL 9/05-10/10 | | | | | | | | | | | | | | | | | | | |
| 19-2344 | | | F | | | | | | | | 119,4 | | | | | 116 | | | |
| 19-2345 | | | F | | | | | | | | 137 | | | | | | | | Eng. Z19DTL |
| 19-2726 | | | R | | | | | | | | 136 | | | | | 116 | | | |
| 19-2727 | | | R | | | | | | | | 140 | | | | | 116 | | | |
| 19-2839 | | | F | | | | | 33 | | | 136,5 | | | | | 85 | | | Eng. Z19DTL |
| 1.9 CDTI (L35) (88 kW) Eng.Z 19 DT 9/05-10/10 | | | | | | | | | | | | | | | | | | | |
| 19-2344 | | | F | | | | | | | | 119,4 | | | | | 116 | | | |
| 19-2345 | | | F | | | | | | | | 137 | | | | | | | | Eng. Z19DT |
| 19-2726 | | | R | | | | | | | | 136 | | | | | 116 | | | |
| 19-2727 | | | R | | | | | | | | 140 | | | | | 116 | | | |
| 19-2839 | | | F | | | | | 33 | | | 136,5 | | | | | 85 | | | Eng. Z19DT |
| 1.9 CDTI (L35) (110 kW) Eng.Z 19 DTH 9/04-10/10 | | | | | | | | | | | | | | | | | | | |
| 19-2344 | | | F | | | | | | | | 119,4 | | | | | 116 | | | |
| 19-2726 | | | R | | | | | | | | 136 | | | | | 116 | | | |
| 19-2727 | | | R | | | | | | | | 140 | | | | | 116 | | | |

OPEL

| METELLI ref | Spare Parts | | F/R | L/R | | ABS | A | B | C | D | E | F | G | H | I | L | M | Fig | NOTE |
|---|-------------|--|-----|-----|--|-----|---|----|---|---|-------|---|---|---|---|-----|---|-----|-------------|
| 19-2837 | | | F | | | | | 30 | | | 137 | | | | | 85 | | | Eng. Z19DTH |
| 1.9 CDTI 16V (L35) (88 kW) Eng.Z 19 DTJ 8/04-10/10 | | | | | | | | | | | | | | | | | | | |
| 19-2344 | | | F | | | | | | | | 119,4 | | | | | 116 | | | |
| 19-2345 | | | F | | | | | | | | 137 | | | | | | | | Eng. Z19DTJ |
| 19-2726 | | | R | | | | | | | | 136 | | | | | 116 | | | |
| 19-2727 | | | R | | | | | | | | 140 | | | | | 116 | | | |
| 19-2839 | | | F | | | | | 33 | | | 136,5 | | | | | 85 | | | Eng. Z19DTJ |
| 2.0 Turbo (L35) (125 kW) Eng.Z 20 LEL 8/04-10/10 | | | | | | | | | | | | | | | | | | | |
| 19-2344 | | | F | | | | | | | | 119,4 | | | | | 116 | | | |
| 19-2345 | | | F | | | | | | | | 137 | | | | | | | | Eng. Z20LEL |
| 19-2726 | | | R | | | | | | | | 136 | | | | | 116 | | | |
| 19-2727 | | | R | | | | | | | | 140 | | | | | 116 | | | |
| 19-2839 | | | F | | | | | 33 | | | 136,5 | | | | | 85 | | | Eng. Z20LEL |
| 2.0 Turbo (L35) (147 kW) Eng.Z 20 LER 9/04-10/10 | | | | | | | | | | | | | | | | | | | |
| 19-2344 | | | F | | | | | | | | 119,4 | | | | | 116 | | | |
| 19-2345 | | | F | | | | | | | | 137 | | | | | | | | Eng. Z20LER |
| 19-2726 | | | R | | | | | | | | 136 | | | | | 116 | | | |
| 19-2727 | | | R | | | | | | | | 140 | | | | | 116 | | | |
| 19-2839 | | | F | | | | | 33 | | | 136,5 | | | | | 85 | | | Eng. Z20LER |
| Astra H TwinTop (A04) 8/05-10/10 | | | | | | | | | | | | | | | | | | | |
| 1.4 (L67) (66 kW) Eng.Z 14 XEP 10/05-10/10 | | | | | | | | | | | | | | | | | | | |
| 19-2344 | | | F | | | | | | | | 119,4 | | | | | 116 | | | |
| 19-2345 | | | F | | | | | | | | 137 | | | | | | | | |
| 1.6 (L67) (77 kW) Eng.Z 16 XE1, Z 16 XEP 9/05-10/10 | | | | | | | | | | | | | | | | | | | |
| 19-2344 | | | F | | | | | | | | 119,4 | | | | | 116 | | | |
| 19-2345 | | | F | | | | | | | | 137 | | | | | | | | |
| 19-2726 | | | R | | | | | | | | 136 | | | | | 116 | | | |
| 19-2727 | | | R | | | | | | | | 140 | | | | | 116 | | | |

OPEL

| METELLI ref | Spare Parts | | F/R | L/R | | ABS | A | B | C | D | E | F | G | H | I | L | M | Fig | NOTE |
|---|-------------|--|-----|-----|--|-----|---|----|---|---|-------|---|---|---|---|-----|---|-----|-------------|
| 1.6 (L67) (85 kW) Eng.Z 16 XER 12/06-10/10 | | | | | | | | | | | | | | | | | | | |
| 19-2344 | | | F | | | | | | | | 119,4 | | | | | 116 | | | |
| 19-2345 | | | F | | | | | | | | 137 | | | | | | | | |
| 19-2726 | | | R | | | | | | | | 136 | | | | | 116 | | | |
| 19-2727 | | | R | | | | | | | | 140 | | | | | 116 | | | |
| 1.6 Turbo (L67) (132 kW) Eng.A 16 LET, Z 16 LET 2/07-10/10 | | | | | | | | | | | | | | | | | | | |
| 19-2344 | | | F | | | | | | | | 119,4 | | | | | 116 | | | |
| 19-2345 | | | F | | | | | | | | 137 | | | | | | | | |
| 19-2726 | | | R | | | | | | | | 136 | | | | | 116 | | | |
| 19-2727 | | | R | | | | | | | | 140 | | | | | 116 | | | |
| 1.8 (L67) (92 kW) Eng.Z 18 XE 9/05-10/10 | | | | | | | | | | | | | | | | | | | |
| 19-2344 | | | F | | | | | | | | 119,4 | | | | | 116 | | | |
| 19-2345 | | | F | | | | | | | | 137 | | | | | | | | |
| 19-2726 | | | R | | | | | | | | 136 | | | | | 116 | | | |
| 19-2727 | | | R | | | | | | | | 140 | | | | | 116 | | | |
| 1.8 (L67) (103 kW) Eng.A 18 XER, Z 18 XER 9/05-10/10 | | | | | | | | | | | | | | | | | | | |
| 19-2344 | | | F | | | | | | | | 119,4 | | | | | 116 | | | |
| 19-2345 | | | F | | | | | | | | 137 | | | | | | | | |
| 19-2726 | | | R | | | | | | | | 136 | | | | | 116 | | | |
| 19-2727 | | | R | | | | | | | | 140 | | | | | 116 | | | |
| 1.9 CDTi (L67) (110 kW) Eng.Z 19 DTH 9/05-10/10 | | | | | | | | | | | | | | | | | | | |
| 19-2344 | | | F | | | | | | | | 119,4 | | | | | 116 | | | |
| 19-2726 | | | R | | | | | | | | 136 | | | | | 116 | | | |
| 19-2727 | | | R | | | | | | | | 140 | | | | | 116 | | | |
| 19-2837 | | | F | | | | | 30 | | | 137 | | | | | 85 | | | Eng. Z19DTH |
| 2.0 Turbo (L67) (125 kW) Eng.Z 20 LEL 9/05-10/10 | | | | | | | | | | | | | | | | | | | |
| 19-2344 | | | F | | | | | | | | 119,4 | | | | | 116 | | | |
| 19-2345 | | | F | | | | | | | | 137 | | | | | | | | Eng. Z20LEL |
| 19-2726 | | | R | | | | | | | | 136 | | | | | 116 | | | |

OPEL

| METELLI ref | Spare Parts | | F/R | L/R | | | ABS | A | B | C | D | E | F | G | H | I | L | M | Fig | NOTE |
|---|-------------|--|-----|-----|--|--|-----|---|----|---|----|-------|---|---|---|---|------|---|-----|-------------|
| 19-2727 | | | R | | | | | | | | | 140 | | | | | 116 | | | |
| 19-2839 | | | F | | | | | | 33 | | | 136,5 | | | | | 85 | | | Eng. Z20LEL |
| 2.0 Turbo (L67) (147 kW) Eng.Z 20 LER 9/05-10/10 | | | | | | | | | | | | | | | | | | | | |
| 19-2344 | | | F | | | | | | | | | 119,4 | | | | | 116 | | | |
| 19-2345 | | | F | | | | | | | | | 137 | | | | | | | | Eng. Z20LER |
| 19-2726 | | | R | | | | | | | | | 136 | | | | | 116 | | | |
| 19-2727 | | | R | | | | | | | | | 140 | | | | | 116 | | | |
| 19-2839 | | | F | | | | | | 33 | | | 136,5 | | | | | 85 | | | Eng. Z20LER |
| Astra J (P10) 9/09-1/70 | | | | | | | | | | | | | | | | | | | | |
| 1.3 CDTI (68) (70 kW) Eng.A 13 DTE 12/09-10/15 | | | | | | | | | | | | | | | | | | | | |
| 19-2858 | | | F | | | | | | 38 | | | 136 | | | | | 83,5 | | | Disc 276mm |
| 19-2978 | | | R | | | | | | 30 | | | 136 | | | | | 96,3 | | | |
| 19-8159 | | | R | | | | | | | | 82 | 146 | | | | | | | | Disc 292mm |
| 19-8160 | | | R | | | | | | | | 81 | 136 | | | | | | | | Disc 268mm |
| 1.4 (68) (64 kW) Eng.A 14 XEL 12/09-10/15 | | | | | | | | | | | | | | | | | | | | |
| 19-2858 | | | F | | | | | | 38 | | | 136 | | | | | 83,5 | | | Disc 276mm |
| 19-2978 | | | R | | | | | | 30 | | | 136 | | | | | 96,3 | | | |
| 19-8159 | | | R | | | | | | | | 82 | 146 | | | | | | | | Disc 292mm |
| 19-8160 | | | R | | | | | | | | 81 | 136 | | | | | | | | Disc 268mm |
| 1.4 (68) (74 kW) Eng.A 14 XER, B 14 XER 12/09-10/15 | | | | | | | | | | | | | | | | | | | | |
| 19-2858 | | | F | | | | | | 38 | | | 136 | | | | | 83,5 | | | Disc 276mm |
| 19-2978 | | | R | | | | | | 30 | | | 136 | | | | | 96,3 | | | |
| 19-8159 | | | R | | | | | | | | 82 | 146 | | | | | | | | Disc 292mm |
| 19-8160 | | | R | | | | | | | | 81 | 136 | | | | | | | | Disc 268mm |
| 1.4 LPG (68) (103 kW) Eng.A 14 NET 1/12-10/15 | | | | | | | | | | | | | | | | | | | | |
| 19-2858 | | | F | | | | | | 38 | | | 136 | | | | | 83,5 | | | Disc 276mm |
| 19-2978 | | | R | | | | | | 30 | | | 136 | | | | | 96,3 | | | |
| 19-8159 | | | R | | | | | | | | 82 | 146 | | | | | | | | Disc 292mm |

OPEL

| METELLI ref | Spare Parts | | F/R | L/R | | | ABS | A | B | C | D | E | F | G | H | I | L | M | Fig | NOTE |
|---|-------------|--|-----|-----|--|--|-----|---|----|---|----|-----|---|---|---|---|---|---|------|-------------------------|
| 19-8160 | | | R | | | | | | | | 81 | 136 | | | | | | | | Disc 268mm |
| 1.6 Turbo (68) (132 kW) Eng.A 16 LET 12/09-10/15 | | | | | | | | | | | | | | | | | | | | |
| 19-2859 | | | F | | | | | | | | | 146 | | | | | | | 87,5 | Eng. A16LET, Disc 300mm |
| 19-2979 | | | R | | | | | | 33 | | | 146 | | | | | | | 98,2 | Eng. A16LET |
| 19-8159 | | | R | | | | | | | | 82 | 146 | | | | | | | | Disc 292mm |
| 19-8160 | | | R | | | | | | | | 81 | 136 | | | | | | | | Disc 268mm |
| 1.6 Turbo 4x4 (68) (132 kW) Eng.A 16 LET 12/09-10/15 | | | | | | | | | | | | | | | | | | | | |
| 19-2858 | | | F | | | | | | 38 | | | 136 | | | | | | | 83,5 | Disc 276mm |
| 19-2859 | | | F | | | | | | | | | 146 | | | | | | | 87,5 | Disc 321mm, Disc 300mm |
| 19-8159 | | | R | | | | | | | | 82 | 146 | | | | | | | | Disc 292mm |
| 19-8160 | | | R | | | | | | | | 81 | 136 | | | | | | | | Disc 268mm |
| 1.7 CDTI (68) (81 kW) Eng.A 17 DTC, A 17 DTE, A 17 DTJ 9/09-10/15 | | | | | | | | | | | | | | | | | | | | |
| 19-2859 | | | F | | | | | | | | | 146 | | | | | | | 87,5 | Disc 300mm |
| 19-2979 | | | R | | | | | | 33 | | | 146 | | | | | | | 98,2 | |
| 19-8159 | | | R | | | | | | | | 82 | 146 | | | | | | | | Disc 292mm |
| 19-8160 | | | R | | | | | | | | 81 | 136 | | | | | | | | Disc 268mm |
| 1.7 CDTI (68) (92 kW) Eng.A 17 DTR 12/09-10/15 | | | | | | | | | | | | | | | | | | | | |
| 19-2859 | | | F | | | | | | | | | 146 | | | | | | | 87,5 | Disc 300mm |
| 19-2979 | | | R | | | | | | 33 | | | 146 | | | | | | | 98,2 | |
| 19-8159 | | | R | | | | | | | | 82 | 146 | | | | | | | | Disc 292mm |
| 19-8160 | | | R | | | | | | | | 81 | 136 | | | | | | | | Disc 268mm |
| 1.7 CDTI (68) (96 kW) Eng.A 17 DTF, A 17 DTS 7/11-10/15 | | | | | | | | | | | | | | | | | | | | |
| 19-2859 | | | F | | | | | | | | | 146 | | | | | | | 87,5 | Disc 300mm |
| 19-2979 | | | R | | | | | | 33 | | | 146 | | | | | | | 98,2 | |
| 19-8159 | | | R | | | | | | | | 82 | 146 | | | | | | | | Disc 292mm |
| 19-8160 | | | R | | | | | | | | 81 | 136 | | | | | | | | Disc 268mm |
| 2.0 BiTurbo CDTI (68) (143 kW) Eng.A 20 DTR 9/12-10/15 | | | | | | | | | | | | | | | | | | | | |
| 19-2859 | | | F | | | | | | | | | 146 | | | | | | | 87,5 | Disc 300mm |
| 19-2979 | | | R | | | | | | 33 | | | 146 | | | | | | | 98,2 | |

OPEL

| METELLI ref | Spare Parts | | F/R | L/R | | | ABS | A | B | C | D | E | F | G | H | I | L | M | Fig | NOTE |
|--|-------------|--|-----|-----|--|--|-----|---|----|---|----|-----|---|---|---|---|------|---|-----|------------------------|
| 1.6 (08) (132 kW) Eng.A 16 LET 10/11-1/70 | | | | | | | | | | | | | | | | | | | | |
| 19-2858 | | | F | | | | | | 38 | | | 136 | | | | | 83,5 | | | Disc 276mm |
| 19-2978 | | | R | | | | | | 30 | | | 136 | | | | | 96,3 | | | |
| 19-8159 | | | R | | | | | | | | 82 | 146 | | | | | | | | Disc 292mm |
| 19-8160 | | | R | | | | | | | | 81 | 136 | | | | | | | | Disc 268mm |
| 1.6 CDTI (08) (81 kW) Eng.B 16 DTL 7/14-1/70 | | | | | | | | | | | | | | | | | | | | |
| 19-2858 | | | F | | | | | | 38 | | | 136 | | | | | 83,5 | | | Disc 276mm |
| 19-2859 | | | F | | | | | | | | | 146 | | | | | 87,5 | | | Disc 321mm, Disc 300mm |
| 19-8159 | | | R | | | | | | | | 82 | 146 | | | | | | | | Disc 292mm |
| 19-8160 | | | R | | | | | | | | 81 | 136 | | | | | | | | Disc 268mm |
| 1.6 CDTI (08) (100 kW) Eng.B 16 DTH 7/14-1/70 | | | | | | | | | | | | | | | | | | | | |
| 19-2858 | | | F | | | | | | 38 | | | 136 | | | | | 83,5 | | | Disc 276mm |
| 19-2859 | | | F | | | | | | | | | 146 | | | | | 87,5 | | | Disc 321mm, Disc 300mm |
| 19-8159 | | | R | | | | | | | | 82 | 146 | | | | | | | | Disc 292mm |
| 19-8160 | | | R | | | | | | | | 81 | 136 | | | | | | | | Disc 268mm |
| 1.6 SID I (08) (125 kW) Eng.A 16 XHT, B 16 SHL 12/12-1/70 | | | | | | | | | | | | | | | | | | | | |
| 19-2859 | | | F | | | | | | | | | 146 | | | | | 87,5 | | | Disc 300mm |
| 19-2979 | | | R | | | | | | 33 | | | 146 | | | | | 98,2 | | | |
| 19-8159 | | | R | | | | | | | | 82 | 146 | | | | | | | | Disc 292mm |
| 19-8160 | | | R | | | | | | | | 81 | 136 | | | | | | | | Disc 268mm |
| 1.6 SID I (08) (147 kW) Eng.A 16 SHT, B 16 SHT 7/13-1/70 | | | | | | | | | | | | | | | | | | | | |
| 19-2858 | | | F | | | | | | 38 | | | 136 | | | | | 83,5 | | | Disc 276mm |
| 19-2859 | | | F | | | | | | | | | 146 | | | | | 87,5 | | | Disc 321mm, Disc 300mm |
| 19-8159 | | | R | | | | | | | | 82 | 146 | | | | | | | | Disc 292mm |
| 19-8160 | | | R | | | | | | | | 81 | 136 | | | | | | | | Disc 268mm |
| 1.7 CDTI (08) (81 kW) Eng.A 17 DTC, A 17 DTE, A 17 DTJ 10/11-10/15 | | | | | | | | | | | | | | | | | | | | |
| 19-2859 | | | F | | | | | | | | | 146 | | | | | 87,5 | | | Disc 300mm |
| 19-2979 | | | R | | | | | | 33 | | | 146 | | | | | 98,2 | | | |
| 19-8159 | | | R | | | | | | | | 82 | 146 | | | | | | | | Disc 292mm |

OPEL

| METELLI ref | Spare Parts | | F/R | L/R | | | ABS | A | B | C | D | E | F | G | H | I | L | M | Fig | NOTE |
|-------------|-------------|--|-----|-----|--|--|-----|---|---|---|----|-----|---|---|---|---|---|---|-----|------------|
| 19-8159 | | | R | | | | | | | | 82 | 146 | | | | | | | | Disc 292mm |
| 19-8160 | | | R | | | | | | | | 81 | 136 | | | | | | | | Disc 268mm |

Astra J Sedan 6/12-1/70

1.3 CDTI (69) (70 kW) Eng.A 13 DTE 6/12-10/15

| | | | | | | | | | | | | | | | | | | | | | |
|---------|--|--|---|--|--|--|--|--|----|--|----|-----|--|--|--|--|--|--|------|--|------------|
| 19-2858 | | | F | | | | | | 38 | | | 136 | | | | | | | 83,5 | | Disc 276mm |
| 19-2978 | | | R | | | | | | 30 | | | 136 | | | | | | | 96,3 | | |
| 19-8159 | | | R | | | | | | | | 82 | 146 | | | | | | | | | Disc 292mm |
| 19-8160 | | | R | | | | | | | | 81 | 136 | | | | | | | | | Disc 268mm |

1.4 (64 kW) Eng.A 14 XEL 1/14-10/15

| | | | | | | | | | | | | | | | | | | | | | |
|---------|--|--|---|--|--|--|--|--|----|--|----|-----|--|--|--|--|--|--|------|--|------------------------|
| 19-2858 | | | F | | | | | | 38 | | | 136 | | | | | | | 83,5 | | Disc 276mm |
| 19-2859 | | | F | | | | | | | | | 146 | | | | | | | 87,5 | | Disc 321mm, Disc 300mm |
| 19-8159 | | | R | | | | | | | | 82 | 146 | | | | | | | | | Disc 292mm |
| 19-8160 | | | R | | | | | | | | 81 | 136 | | | | | | | | | Disc 268mm |

1.4 (69) (74 kW) Eng.A 14 XER, B 14 XER 6/12-10/15

| | | | | | | | | | | | | | | | | | | | | | |
|---------|--|--|---|--|--|--|--|--|----|--|----|-----|--|--|--|--|--|--|------|--|------------|
| 19-2858 | | | F | | | | | | 38 | | | 136 | | | | | | | 83,5 | | Disc 276mm |
| 19-2978 | | | R | | | | | | 30 | | | 136 | | | | | | | 96,3 | | |
| 19-8159 | | | R | | | | | | | | 82 | 146 | | | | | | | | | Disc 292mm |
| 19-8160 | | | R | | | | | | | | 81 | 136 | | | | | | | | | Disc 268mm |

1.4 LPG (69) (103 kW) Eng.A 14 NET 7/14-1/70

| | | | | | | | | | | | | | | | | | | | | | |
|---------|--|--|---|--|--|--|--|--|----|--|----|-----|--|--|--|--|--|--|------|--|------------------------|
| 19-2858 | | | F | | | | | | 38 | | | 136 | | | | | | | 83,5 | | Disc 276mm |
| 19-2859 | | | F | | | | | | | | | 146 | | | | | | | 87,5 | | Disc 321mm, Disc 300mm |
| 19-8159 | | | R | | | | | | | | 82 | 146 | | | | | | | | | Disc 292mm |
| 19-8160 | | | R | | | | | | | | 81 | 136 | | | | | | | | | Disc 268mm |

1.4 Turbo (69) (88 kW) Eng.A 14 NEL, B 14 NEL 6/12-10/15

| | | | | | | | | | | | | | | | | | | | | | |
|---------|--|--|---|--|--|--|--|--|----|--|----|-----|--|--|--|--|--|--|------|--|------------|
| 19-2858 | | | F | | | | | | 38 | | | 136 | | | | | | | 83,5 | | Disc 276mm |
| 19-2978 | | | R | | | | | | 30 | | | 136 | | | | | | | 96,3 | | |
| 19-8159 | | | R | | | | | | | | 82 | 146 | | | | | | | | | Disc 292mm |
| 19-8160 | | | R | | | | | | | | 81 | 136 | | | | | | | | | Disc 268mm |

OPEL

| METELLI ref | Spare Parts | | F/R | L/R | | | ABS | A | B | C | D | E | F | G | H | I | L | M | Fig | NOTE |
|---|-------------|--|-----|-----|--|--|-----|---|----|---|----|-----|---|---|---|---|---|---|------|------------------------|
| 1.7 CDTI (69) (81 kW) Eng.A 17 DTC, A 17 DTE, A 17 DTJ 6/12-10/15 | | | | | | | | | | | | | | | | | | | | |
| 19-2859 | | | F | | | | | | | | | 146 | | | | | | | 87,5 | Disc 300mm |
| 19-2979 | | | R | | | | | | 33 | | | 146 | | | | | | | 98,2 | |
| 19-8159 | | | R | | | | | | | | 82 | 146 | | | | | | | | Disc 292mm |
| 19-8160 | | | R | | | | | | | | 81 | 136 | | | | | | | | Disc 268mm |
| 1.7 CDTI (69) (96 kW) Eng.A 17 DTF, A 17 DTS 6/12-10/15 | | | | | | | | | | | | | | | | | | | | |
| 19-2859 | | | F | | | | | | | | | 146 | | | | | | | 87,5 | Disc 300mm |
| 19-2979 | | | R | | | | | | 33 | | | 146 | | | | | | | 98,2 | |
| 19-8159 | | | R | | | | | | | | 82 | 146 | | | | | | | | Disc 292mm |
| 19-8160 | | | R | | | | | | | | 81 | 136 | | | | | | | | Disc 268mm |
| Astra J Sports Tourer (P10) 10/10-10/15 | | | | | | | | | | | | | | | | | | | | |
| 1.3 CDTI (35) (70 kW) Eng.A 13 DTE 10/10-10/14 | | | | | | | | | | | | | | | | | | | | |
| 19-2858 | | | F | | | | | | 38 | | | 136 | | | | | | | 83,5 | Disc 276mm |
| 19-2978 | | | R | | | | | | 30 | | | 136 | | | | | | | 96,3 | |
| 19-8159 | | | R | | | | | | | | 82 | 146 | | | | | | | | Disc 292mm |
| 19-8160 | | | R | | | | | | | | 81 | 136 | | | | | | | | Disc 268mm |
| 1.4 (35) (64 kW) Eng.A 14 XEL 10/10-10/15 | | | | | | | | | | | | | | | | | | | | |
| 19-2858 | | | F | | | | | | 38 | | | 136 | | | | | | | 83,5 | Disc 276mm |
| 19-2859 | | | F | | | | | | | | | 146 | | | | | | | 87,5 | Disc 321mm, Disc 300mm |
| 19-8159 | | | R | | | | | | | | 82 | 146 | | | | | | | | Disc 292mm |
| 19-8160 | | | R | | | | | | | | 81 | 136 | | | | | | | | Disc 268mm |
| 1.4 (35) (74 kW) Eng.A 14 XER, B 14 XER 10/10-10/15 | | | | | | | | | | | | | | | | | | | | |
| 19-2858 | | | F | | | | | | 38 | | | 136 | | | | | | | 83,5 | Disc 276mm |
| 19-2978 | | | R | | | | | | 30 | | | 136 | | | | | | | 96,3 | |
| 19-8159 | | | R | | | | | | | | 82 | 146 | | | | | | | | Disc 292mm |
| 19-8160 | | | R | | | | | | | | 81 | 136 | | | | | | | | Disc 268mm |
| 1.4 LPG (35) (103 kW) Eng.A 14 NET 12/11-10/15 | | | | | | | | | | | | | | | | | | | | |
| 19-2858 | | | F | | | | | | 38 | | | 136 | | | | | | | 83,5 | Disc 276mm |

OPEL

| METELLI ref | Spare Parts | | F/R | L/R | | | ABS | A | B | C | D | E | F | G | H | I | L | M | Fig | NOTE |
|--|-------------|--|-----|-----|--|--|-----|---|----|---|----|-----|---|---|---|---|---|---|------|-------------------------|
| 1.6 SIDI (35) (125 kW) Eng.A 16 XHT, B 16 SHL 12/12-10/15 | | | | | | | | | | | | | | | | | | | | |
| 19-2858 | | | F | | | | | | 38 | | | 136 | | | | | | | 83,5 | Disc 276mm |
| 19-2859 | | | F | | | | | | | | | 146 | | | | | | | 87,5 | Disc 321mm, Disc 300mm |
| 19-8159 | | | R | | | | | | | | 82 | 146 | | | | | | | | Disc 292mm |
| 19-8160 | | | R | | | | | | | | 81 | 136 | | | | | | | | Disc 268mm |
| 1.6 Turbo (35) (132 kW) Eng.A 16 LET 10/10-10/15 | | | | | | | | | | | | | | | | | | | | |
| 19-2859 | | | F | | | | | | | | | 146 | | | | | | | 87,5 | Eng. A16LET, Disc 300mm |
| 19-2979 | | | R | | | | | | 33 | | | 146 | | | | | | | 98,2 | Eng. A16LET |
| 19-8159 | | | R | | | | | | | | 82 | 146 | | | | | | | | Disc 292mm |
| 19-8160 | | | R | | | | | | | | 81 | 136 | | | | | | | | Disc 268mm |
| 1.7 CDTI (35) (74 kW) Eng.A 17 DTL, A 17 DTN 10/10-10/15 | | | | | | | | | | | | | | | | | | | | |
| 19-2859 | | | F | | | | | | | | | 146 | | | | | | | 87,5 | Disc 300mm |
| 19-2979 | | | R | | | | | | 33 | | | 146 | | | | | | | 98,2 | |
| 19-8159 | | | R | | | | | | | | 82 | 146 | | | | | | | | Disc 292mm |
| 19-8160 | | | R | | | | | | | | 81 | 136 | | | | | | | | Disc 268mm |
| 1.7 CDTI (35) (81 kW) Eng.A 17 DTC, A 17 DTE, A 17 DTJ 10/10-10/15 | | | | | | | | | | | | | | | | | | | | |
| 19-2859 | | | F | | | | | | | | | 146 | | | | | | | 87,5 | Disc 300mm |
| 19-2979 | | | R | | | | | | 33 | | | 146 | | | | | | | 98,2 | |
| 19-8159 | | | R | | | | | | | | 82 | 146 | | | | | | | | Disc 292mm |
| 19-8160 | | | R | | | | | | | | 81 | 136 | | | | | | | | Disc 268mm |
| 1.7 CDTI (35) (92 kW) Eng.A 17 DTR 10/10-10/15 | | | | | | | | | | | | | | | | | | | | |
| 19-2859 | | | F | | | | | | | | | 146 | | | | | | | 87,5 | Disc 300mm |
| 19-2979 | | | R | | | | | | 33 | | | 146 | | | | | | | 98,2 | |
| 19-8159 | | | R | | | | | | | | 82 | 146 | | | | | | | | Disc 292mm |
| 19-8160 | | | R | | | | | | | | 81 | 136 | | | | | | | | Disc 268mm |
| 1.7 CDTI (35) (96 kW) Eng.A 17 DTF, A 17 DTS 10/10-10/15 | | | | | | | | | | | | | | | | | | | | |
| 19-2859 | | | F | | | | | | | | | 146 | | | | | | | 87,5 | Disc 300mm |
| 19-2979 | | | R | | | | | | 33 | | | 146 | | | | | | | 98,2 | |
| 19-8159 | | | R | | | | | | | | 82 | 146 | | | | | | | | Disc 292mm |

OPEL

| METELLI ref | Spare Parts | | F/R | L/R | | ABS | A | B | C | D | E | F | G | H | I | L | M | Fig | NOTE |
|---|-------------|--------|-----|-----|--|-----|---|----|----|----|-----|---|---|---|---|---|---|------|------------------------|
| 19-8160 | | | R | | | | | | | 81 | 136 | | | | | | | | Disc 268mm |
| 2.0 BiTurbo CDTI (35) (143 kW) Eng.A 20 DTR 9/12-10/15 | | | | | | | | | | | | | | | | | | | |
| 19-2859 | | | F | | | | | | | | 146 | | | | | | | 87,5 | Disc 300mm |
| 19-2979 | | | R | | | | | 33 | | | 146 | | | | | | | 98,2 | |
| 19-8159 | | | R | | | | | | | 82 | 146 | | | | | | | | Disc 292mm |
| 19-8160 | | | R | | | | | | | 81 | 136 | | | | | | | | Disc 268mm |
| 2.0 CDTI (35) (96 kW) Eng.A 20 DTH 1/14-10/15 | | | | | | | | | | | | | | | | | | | |
| 19-2858 | | | F | | | | | 38 | | | 136 | | | | | | | 83,5 | Disc 276mm |
| 19-2859 | | | F | | | | | | | | 146 | | | | | | | 87,5 | Disc 321mm, Disc 300mm |
| 19-8159 | | | R | | | | | | | 82 | 146 | | | | | | | | Disc 292mm |
| 19-8160 | | | R | | | | | | | 81 | 136 | | | | | | | | Disc 268mm |
| 2.0 CDTI (35) (118 kW) Eng.A 20 DTH 10/10-10/15 | | | | | | | | | | | | | | | | | | | |
| 19-2859 | | | F | | | | | | | | 146 | | | | | | | 87,5 | Disc 300mm |
| 19-2979 | | | R | | | | | 33 | | | 146 | | | | | | | 98,2 | |
| 19-8159 | | | R | | | | | | | 82 | 146 | | | | | | | | Disc 292mm |
| 19-8160 | | | R | | | | | | | 81 | 136 | | | | | | | | Disc 268mm |
| 2.0 CDTI (35) (121 kW) Eng.A 20 DTH 8/11-10/15 | | | | | | | | | | | | | | | | | | | |
| 19-2859 | | | F | | | | | | | | 146 | | | | | | | 87,5 | Disc 300mm |
| 19-2979 | | | R | | | | | 33 | | | 146 | | | | | | | 98,2 | |
| 19-8159 | | | R | | | | | | | 82 | 146 | | | | | | | | Disc 292mm |
| 19-8160 | | | R | | | | | | | 81 | 136 | | | | | | | | Disc 268mm |
| Calibra A (C89) 8/89-7/97 | | | | | | | | | | | | | | | | | | | |
| 2.0 i (M07) (85 kW) Eng.C 20 NE 8/89-12/96 | | | | | | | | | | | | | | | | | | | |
| 19-2174 | | | F | | | | | | 39 | 72 | | | | | | | | 37 | |
| 19-2177 | | 01/96- | F | | | | | | 39 | 74 | | | | | | | | 39 | |
| 2.0 i 16V (M07) (100 kW) Eng.X 20 XEV 2/94-7/97 | | | | | | | | | | | | | | | | | | | |
| 19-2174 | | | F | | | | | | 39 | 72 | | | | | | | | 37 | M/T |
| 19-2177 | | 01/96- | F | | | | | | 39 | 74 | | | | | | | | 39 | A/T |

OPEL

| METELLI ref | Spare Parts | | F/R | L/R | | | ABS | A | B | C | D | E | F | G | H | I | L | M | Fig | NOTE |
|---|-------------|--------|-----|-----|--|--|-----|---|---|----|-----|-----|---|---|---|---|---|---|------|------|
| 2.0 i 16V (M07) (110 kW) Eng.C 20 XE 6/90-2/94 | | | | | | | | | | | | | | | | | | | | |
| 19-2174 | | | F | | | | | | | 39 | 72 | | | | | | | | 37 | |
| 2.0 i 16V 4x4 (M07) (100 kW) Eng.X 20 XEV 2/94-7/97 | | | | | | | | | | | | | | | | | | | | |
| 19-2174 | | | F | | | | | | | 39 | 72 | | | | | | | | 37 | M/T |
| 19-2177 | | 01/96- | F | | | | | | | 39 | 74 | | | | | | | | 39 | A/T |
| 2.0 i 16V 4x4 (M07) (110 kW) Eng.C 20 XE 6/90-2/94 | | | | | | | | | | | | | | | | | | | | |
| 19-2174 | | | F | | | | | | | 39 | 72 | | | | | | | | 37 | |
| 2.0 i 4x4 (M07) (85 kW) Eng.C 20 NE 6/90-7/97 | | | | | | | | | | | | | | | | | | | | |
| 19-2174 | | | F | | | | | | | 39 | 72 | | | | | | | | 37 | |
| 19-2177 | | 01/96- | F | | | | | | | 39 | 74 | | | | | | | | 39 | |
| 2.0 i Turbo 4x4 (M07) (150 kW) Eng.C 20 LET 8/91-7/97 | | | | | | | | | | | | | | | | | | | | |
| 19-2174 | | -12/92 | F | | | | | | | 39 | 72 | | | | | | | | 37 | |
| 19-2177 | | 01/93- | F | | | | | | | 39 | 74 | | | | | | | | 39 | |
| 2.5 i V6 (M07) (125 kW) Eng.C 25 XE (-.08.95), X 25 XE (08.95-.) 4/93-7/97 | | | | | | | | | | | | | | | | | | | | |
| 19-2177 | | | F | | | | | | | 39 | 74 | | | | | | | | 39 | |
| Cascada (W13) 3/13-1/70 | | | | | | | | | | | | | | | | | | | | |
| 1.4 (88 kW) Eng.A 14 NEL, B 14 NEL 4/13-4/18 | | | | | | | | | | | | | | | | | | | | |
| 19-2859 | | | F | | | | | | | | | 146 | | | | | | | 87,5 | |
| 19-8159 | | | R | | | | | | | 82 | 146 | | | | | | | | | |
| 1.4 Turbo (103 kW) Eng.A 14 NET, B 14 NET 3/13-4/18 | | | | | | | | | | | | | | | | | | | | |
| 19-2859 | | | F | | | | | | | | | 146 | | | | | | | 87,5 | |
| 19-8159 | | | R | | | | | | | 82 | 146 | | | | | | | | | |
| 1.6 (100 kW) Eng.D 16 SHJ 5/18-4/19 | | | | | | | | | | | | | | | | | | | | |
| 19-2859 | | | F | | | | | | | | | 146 | | | | | | | 87,5 | |
| 19-8159 | | | R | | | | | | | 82 | 146 | | | | | | | | | |
| 1.6 (147 kW) Eng.A 16 SHT, B 16 SHT, D 16 SHT 11/13-4/18 | | | | | | | | | | | | | | | | | | | | |
| 19-2859 | | | F | | | | | | | | | 146 | | | | | | | 87,5 | |
| 19-8159 | | | R | | | | | | | 82 | 146 | | | | | | | | | |

OPEL

| METELLI ref | Spare Parts | | F/R | L/R | | | ABS | A | B | C | D | E | F | G | H | I | L | M | Fig | NOTE |
|---|-------------|--|-----|-----|--|--|-----|---|----|----|----|-----|---|---|---|---|---|------|-----|------|
| 1.6 SIDI (125 kW) Eng.A 16 XHT, B 16 SHL, D 16 SHL 4/13-4/19 | | | | | | | | | | | | | | | | | | | | |
| 19-2859 | | | F | | | | | | | | | 146 | | | | | | 87,5 | | |
| 19-8159 | | | R | | | | | | | | 82 | 146 | | | | | | | | |
| 2.0 CDTI (121 kW) Eng.A 20 DTH 4/13-6/15 | | | | | | | | | | | | | | | | | | | | |
| 19-2859 | | | F | | | | | | | | | 146 | | | | | | 87,5 | | |
| 19-8159 | | | R | | | | | | | | 82 | 146 | | | | | | | | |
| 2.0 CDTI (125 kW) Eng.B 20 DTH 7/15-4/18 | | | | | | | | | | | | | | | | | | | | |
| 19-2859 | | | F | | | | | | | | | 146 | | | | | | 87,5 | | |
| 19-8159 | | | R | | | | | | | | 82 | 146 | | | | | | | | |
| 2.0 CDTI (143 kW) Eng.A 20 DTR 4/13-6/15 | | | | | | | | | | | | | | | | | | | | |
| 19-2859 | | | F | | | | | | | | | 146 | | | | | | 87,5 | | |
| 19-8159 | | | R | | | | | | | | 82 | 146 | | | | | | | | |
| Combo I Tour 10/01-12/11 | | | | | | | | | | | | | | | | | | | | |
| 1.3 CDTI 16V (51 kW) Eng.Y 13 DT, Z 13 DT 6/04-1/11 | | | | | | | | | | | | | | | | | | | | |
| 19-2289 | | | F | | | | | | | 34 | 67 | | | | | | | 37 | | |
| 19-2580 | | | R | | | | | | 26 | | | 136 | | | | | | 137 | | +ABS |
| 19-2587 | | | R | | | | | | 24 | | | 136 | | | | | | 117 | | -ABS |
| 1.3 CDTI 16V (55 kW) Eng.Z 13 DTJ 10/05-12/11 | | | | | | | | | | | | | | | | | | | | |
| 19-2289 | | | F | | | | | | | 34 | 67 | | | | | | | 37 | | |
| 19-2587 | | | R | | | | | | 24 | | | 136 | | | | | | 117 | | -ABS |
| 1.4 (66 kW) Eng.Z 14 XEP 10/04-12/11 | | | | | | | | | | | | | | | | | | | | |
| 19-2289 | | | F | | | | | | | 34 | 67 | | | | | | | 37 | | |
| 19-2580 | | | R | | | | | | 26 | | | 136 | | | | | | 137 | | +ABS |
| 19-2587 | | | R | | | | | | 24 | | | 136 | | | | | | 117 | | -ABS |
| 1.6 (64 kW) Eng.Z 16 SE 10/01-9/06 | | | | | | | | | | | | | | | | | | | | |
| 19-2289 | | | F | | | | | | | 34 | 67 | | | | | | | 37 | | |
| 19-2580 | | | R | | | | | | 26 | | | 136 | | | | | | 137 | | +ABS |
| 19-2587 | | | R | | | | | | 24 | | | 136 | | | | | | 117 | | -ABS |

OPEL

| METELLI ref | Spare Parts | | F/R | L/R | | | ABS | A | B | C | D | E | F | G | H | I | L | M | Fig | NOTE |
|---|-------------|--|-----|-----|--|--|-----|---|----|----|----|-----|---|---|---|---|---|------|-----|-------------------|
| 1.6 CNG (69 kW) Eng.Z 16 YNG 6/06-12/11 | | | | | | | | | | | | | | | | | | | | |
| 19-2580 | | | R | | | | | | 26 | | | 136 | | | | | | 137 | | +ABS |
| 19-2587 | | | R | | | | | | 24 | | | 136 | | | | | | 117 | | -ABS |
| 1.6 CNG (71 kW) Eng.Z 16 YNG 4/05-1/11 | | | | | | | | | | | | | | | | | | | | |
| 19-2289 | | | F | | | | | | | 34 | 67 | | | | | | | 37 | | |
| 19-2580 | | | R | | | | | | 26 | | | 136 | | | | | | 137 | | +ABS |
| 19-2587 | | | R | | | | | | 24 | | | 136 | | | | | | 117 | | -ABS |
| 1.7 CDTI 16V (74 kW) Eng.Z 17 DTH 7/04-12/11 | | | | | | | | | | | | | | | | | | | | |
| 19-2174 | | | F | | | | | | | 39 | 72 | | | | | | | 37 | | |
| 19-2438 | | | R | | | | | | 29 | | | 140 | | | | | | 146 | | +ABS, Brake disc |
| 19-2580 | | | R | | | | | | 26 | | | 136 | | | | | | 137 | | +ABS, Brake drum |
| 19-2587 | | | R | | | | | | 24 | | | 136 | | | | | | 117 | | -ABS |
| 1.7 DI 16V (48 kW) Eng.Y 17 DTL 10/01-6/04 | | | | | | | | | | | | | | | | | | | | |
| 19-2289 | | | F | | | | | | | 34 | 67 | | | | | | | 37 | | |
| 19-2580 | | | R | | | | | | 26 | | | 136 | | | | | | 137 | | Eng. Y17DTL, +ABS |
| 19-2587 | | | R | | | | | | 24 | | | 136 | | | | | | 117 | | -ABS |
| 1.7 DTI 16V (55 kW) Eng.Y 17 DT 10/01-6/04 | | | | | | | | | | | | | | | | | | | | |
| 19-2289 | | | F | | | | | | | 34 | 67 | | | | | | | 37 | | |
| 19-2580 | | | R | | | | | | 26 | | | 136 | | | | | | 137 | | Eng. Y17DT, +ABS |
| 19-2587 | | | R | | | | | | 24 | | | 136 | | | | | | 117 | | -ABS |
| Combo II Combi / Tour (X12) 2/12-1/70 | | | | | | | | | | | | | | | | | | | | |
| 1.3 CDTI (C26, D26, E26, C05) (55 kW) Eng.A 13 FD 3/15-1/70 | | | | | | | | | | | | | | | | | | | | |
| 19-2244 | | | F | | | | | | | 37 | 74 | | | | | | | 37 | | |
| 19-8191 | | | R | | | | | | | 30 | | 120 | | | | | | 71,3 | | Exc. CNG, +/-ABS |
| 1.3 CDTI (C26, D26, E26, C05) (59 kW) Eng.A 13 FD 3/15-1/70 | | | | | | | | | | | | | | | | | | | | |
| 19-2244 | | | F | | | | | | | 37 | 74 | | | | | | | 37 | | |
| 19-8191 | | | R | | | | | | | 30 | | 120 | | | | | | 71,3 | | Exc. CNG, +/-ABS |

OPEL

| METELLI ref | Spare Parts | | F/R | L/R | | | ABS | A | B | C | D | E | F | G | H | I | L | M | Fig | NOTE |
|--|-------------|--|-----|-----|--|--|-----|---|---|----|------|-------|---|---|---|---|---|------|-----|------------------|
| 1.3 CDTI (C26, D26, E26, C05) (66 kW) Eng.A 13 FD 2/12-1/70 | | | | | | | | | | | | | | | | | | | | |
| 19-2244 | | | F | | | | | | | 37 | 74 | | | | | | | 37 | | |
| 19-2983 | | | R | | | | | | | 30 | | 117,5 | | | | | | 61,6 | | |
| 19-2985 | | | R | | | | | | | 30 | | 120 | | | | | | 71,3 | | IP |
| 19-8191 | | | R | | | | | | | 30 | | 120 | | | | | | 71,3 | | Exc. CNG, +/-ABS |
| 1.3 CDTI (C26, D26, E26, C05) (70 kW) Eng.A 13 FD 3/16-1/70 | | | | | | | | | | | | | | | | | | | | |
| 19-2244 | | | F | | | | | | | 37 | 74 | | | | | | | 37 | | |
| 19-8191 | | | R | | | | | | | 30 | | 120 | | | | | | 71,3 | | Exc. CNG, +/-ABS |
| 1.4 (C26, D26, E26, C06) (70 kW) Eng.A 14 FP 2/12-1/70 | | | | | | | | | | | | | | | | | | | | |
| 19-2244 | | | F | | | | | | | 37 | 74 | | | | | | | 37 | | Eng. A14FP |
| 19-2983 | | | R | | | | | | | 30 | | 117,5 | | | | | | 61,6 | | |
| 19-2985 | | | R | | | | | | | 30 | | 120 | | | | | | 71,3 | | IP |
| 19-8191 | | | R | | | | | | | 30 | | 120 | | | | | | 71,3 | | Exc. CNG, +/-ABS |
| 1.4 (C26, D26, E26, C06) (88 kW) Eng.A 14 FC 2/12-1/70 | | | | | | | | | | | | | | | | | | | | |
| 19-2252 | | | F | | | | | | | 42 | 82,5 | | | | | | | 37 | | Eng. A14FC |
| 19-2985 | | | R | | | | | | | 30 | | 120 | | | | | | 71,3 | | |
| 19-8191 | | | R | | | | | | | 30 | | 120 | | | | | | 71,3 | | |
| 1.4 CNG (C26, D26, E26, C05) (88 kW) Eng.A 14 FC 2/12-1/70 | | | | | | | | | | | | | | | | | | | | |
| 19-2252 | | | F | | | | | | | 42 | 82,5 | | | | | | | 37 | | |
| 19-8191 | | | R | | | | | | | 30 | | 120 | | | | | | 71,3 | | |
| 1.6 CDTI (C26, D26, E26, C05) (66 kW) Eng.A 16 FDL 2/12-1/70 | | | | | | | | | | | | | | | | | | | | |
| 19-2244 | | | F | | | | | | | 37 | 74 | | | | | | | 37 | | +ABS |
| 19-2252 | | | F | | | | | | | 42 | 82,5 | | | | | | | 37 | | +ABS |
| 19-2983 | | | R | | | | | | | 30 | | 117,5 | | | | | | 61,6 | | |
| 19-2985 | | | R | | | | | | | 30 | | 120 | | | | | | 71,3 | | IP |
| 19-8191 | | | R | | | | | | | 30 | | 120 | | | | | | 71,3 | | Exc. CNG, +/-ABS |
| 1.6 CDTI (C26, D26, E26, C05) (70 kW) Eng.A 16 FDL 3/15-1/70 | | | | | | | | | | | | | | | | | | | | |
| 19-2244 | | | F | | | | | | | 37 | 74 | | | | | | | 37 | | +ABS |
| 19-2252 | | | F | | | | | | | 42 | 82,5 | | | | | | | 37 | | +ABS |

OPEL

| METELLI ref | Spare Parts | | F/R | L/R | | ABS | A | B | C | D | E | F | G | H | I | L | M | Fig | NOTE |
|--|-------------|--|-----|-----|--|-----|---|---|----|------|-------|---|---|---|---|------|---|-----|------------------|
| 19-8191 | | | R | | | | | | 30 | | 120 | | | | | 71,3 | | | Exc. CNG, +/-ABS |
| 1.6 CDTI (C26, D26, E26, C05) (77 kW) Eng.A 16 FDH 2/12-1/70 | | | | | | | | | | | | | | | | | | | |
| 19-2244 | | | F | | | | | | 37 | 74 | | | | | | 37 | | | +ABS |
| 19-2252 | | | F | | | | | | 42 | 82,5 | | | | | | 37 | | | +ABS |
| 19-2983 | | | R | | | | | | 30 | | 117,5 | | | | | 61,6 | | | |
| 19-2985 | | | R | | | | | | 30 | | 120 | | | | | 71,3 | | | IP |
| 19-8191 | | | R | | | | | | 30 | | 120 | | | | | 71,3 | | | Exc. CNG, +/-ABS |
| 1.6 CDTI (C26, D26, E26, C05) (88 kW) Eng.A 16 FDL 3/15-1/70 | | | | | | | | | | | | | | | | | | | |
| 19-2244 | | | F | | | | | | 37 | 74 | | | | | | 37 | | | +ABS |
| 19-2252 | | | F | | | | | | 42 | 82,5 | | | | | | 37 | | | +ABS |
| 19-8191 | | | R | | | | | | 30 | | 120 | | | | | 71,3 | | | Exc. CNG, +/-ABS |
| 2.0 CDTI (C26, D26, E26, C05) (99 kW) Eng.A 20 FD 2/12-1/70 | | | | | | | | | | | | | | | | | | | |
| 19-2252 | | | F | | | | | | 42 | 82,5 | | | | | | 37 | | | +ABS |
| 19-2983 | | | R | | | | | | 30 | | 117,5 | | | | | 61,6 | | | |
| 19-2985 | | | R | | | | | | 30 | | 120 | | | | | 71,3 | | | IP |
| 19-8191 | | | R | | | | | | 30 | | 120 | | | | | 71,3 | | | Exc. CNG, +/-ABS |
| Combo III MPV / Space wagon (X19) 6/18-1/70 | | | | | | | | | | | | | | | | | | | |
| 1.2 (81 kW) Eng.D 12 XHL (EB2ADT), F 12 XHL (EB2ADT) 6/18-1/70 | | | | | | | | | | | | | | | | | | | |
| 19-8141 | | | R | | | | | | 65 | | 130 | | | | | 113 | | | |
| 19-8155 | | | F | | | | | | 42 | 80 | | | | | | 44 | | | |
| 1.2 (96 kW) Eng.F 12 XHT (EB2ADTS) 7/19-1/70 | | | | | | | | | | | | | | | | | | | |
| 19-8141 | | | R | | | | | | 65 | | 130 | | | | | 113 | | | |
| 19-8155 | | | F | | | | | | 42 | 80 | | | | | | 44 | | | |
| 1.5 (56 kW) Eng.D 15 DTL (DV5RE) 6/18-1/70 | | | | | | | | | | | | | | | | | | | |
| 19-8141 | | | R | | | | | | 65 | | 130 | | | | | 113 | | | |
| 19-8155 | | | F | | | | | | 42 | 80 | | | | | | 44 | | | |
| 1.5 (75 kW) Eng.D 15 DT (DV5RD) 6/18-1/70 | | | | | | | | | | | | | | | | | | | |
| 19-8141 | | | R | | | | | | 65 | | 130 | | | | | 113 | | | |

OPEL

| METELLI ref | Spare Parts | F/R | L/R | ABS | A | B | C | D | E | F | G | H | I | L | M | Fig | NOTE |
|--|-------------|-----|-----|-----|---|---|------|----|-----|---|---|---|---|------|---|-----|------|
| 19-8155 | | F | | | | | 42 | 80 | | | | | | 44 | | | |
| 1.5 (96 kW) Eng.D 15 DTH (DV5RC) 6/18-1/70 | | | | | | | | | | | | | | | | | |
| 19-8141 | | R | | | | | 65 | | 130 | | | | | 113 | | | |
| 19-8155 | | F | | | | | 42 | 80 | | | | | | 44 | | | |
| Combo-e (100 kW) Eng.ZKX (ZK01) 6/21-1/70 | | | | | | | | | | | | | | | | | |
| 19-8141 | | R | | | | | 65 | | 130 | | | | | 113 | | | |
| 19-8155 | | F | | | | | 42 | 80 | | | | | | 44 | | | |
| Commodore A 8/67-1/72 | | | | | | | | | | | | | | | | | |
| 2.5 (85 kW) Eng.25 S 8/67-8/69 | | | | | | | | | | | | | | | | | |
| 19-2169 | | F | | | | | 31,8 | 59 | | | | | | 15,9 | | | |
| 2.5 (88 kW) Eng.25 SV 8/69-1/72 | | | | | | | | | | | | | | | | | |
| 19-2169 | | F | | | | | 31,8 | 59 | | | | | | 15,9 | | | |
| 2.5 GS (96 kW) Eng.25 H 8/67-1/72 | | | | | | | | | | | | | | | | | |
| 19-2169 | | F | | | | | 31,8 | 59 | | | | | | 15,9 | | | |
| 2.5 GS/E (110 kW) Eng.25 E 8/69-1/72 | | | | | | | | | | | | | | | | | |
| 19-2169 | | F | | | | | 31,8 | 59 | | | | | | 15,9 | | | |
| 2.8 GS (107 kW) Eng.28 HL (05.70-.) 5/70-1/72 | | | | | | | | | | | | | | | | | |
| 19-2169 | | F | | | | | 31,8 | 59 | | | | | | 15,9 | | | |
| Commodore A Coupe 8/67-1/72 | | | | | | | | | | | | | | | | | |
| 2.5 (85 kW) Eng.25 S 8/67-8/69 | | | | | | | | | | | | | | | | | |
| 19-2169 | | F | | | | | 31,8 | 59 | | | | | | 15,9 | | | |
| 2.5 (88 kW) Eng.25 SV 8/69-1/72 | | | | | | | | | | | | | | | | | |
| 19-2169 | | F | | | | | 31,8 | 59 | | | | | | 15,9 | | | |
| 2.5 GS (96 kW) Eng.25 H 8/67-1/72 | | | | | | | | | | | | | | | | | |
| 19-2169 | | F | | | | | 31,8 | 59 | | | | | | 15,9 | | | |
| 2.5 GS/E (110 kW) Eng.25 E 8/69-1/72 | | | | | | | | | | | | | | | | | |
| 19-2169 | | F | | | | | 31,8 | 59 | | | | | | 15,9 | | | |

OPEL

| METELLI ref | Spare Parts | | F/R | L/R | | | ABS | A | B | C | D | E | F | G | H | I | L | M | Fig | NOTE |
|--|-------------|--|-----|-----|--|--|-----|---|---|------|----|---|---|---|---|---|------|---|-----|------|
| 2.8 GS (107 kW) Eng.28 HL (05.70-.) 5/70-1/72 | | | | | | | | | | | | | | | | | | | | |
| 19-2169 | | | F | | | | | | | 31,8 | 59 | | | | | | 15,9 | | | |
| Commodore B 1/72-12/78 | | | | | | | | | | | | | | | | | | | | |
| 2.5 (85 kW) Eng.25 S 1/72-7/78 | | | | | | | | | | | | | | | | | | | | |
| 19-2169 | | | F | | | | | | | 31,8 | 59 | | | | | | 15,9 | | | |
| 2.5 GS (96 kW) Eng.25 H 1/72-8/75 | | | | | | | | | | | | | | | | | | | | |
| 19-2169 | | | F | | | | | | | 31,8 | 59 | | | | | | 15,9 | | | |
| 2.8 GS (103 kW) Eng.28 HC (03.75-07.78) 3/75-7/78 | | | | | | | | | | | | | | | | | | | | |
| 19-2169 | | | F | | | | | | | 31,8 | 59 | | | | | | 15,9 | | | |
| 2.8 GS (104 kW) Eng.28 HC (03.75-07.78) 1/72-7/78 | | | | | | | | | | | | | | | | | | | | |
| 19-2169 | | | F | | | | | | | 31,8 | 59 | | | | | | 15,9 | | | |
| 2.8 GS/E (114 kW) Eng.28 HC (03.75-07.78) 3/75-7/78 | | | | | | | | | | | | | | | | | | | | |
| 19-2169 | | | F | | | | | | | 31,8 | 59 | | | | | | 15,9 | | | |
| 2.8 GS/E (118 kW) Eng.28 E, 28 EC 7/72-2/75 | | | | | | | | | | | | | | | | | | | | |
| 19-2169 | | | F | | | | | | | 31,8 | 59 | | | | | | 15,9 | | | |
| Commodore B Coupe 1/72-12/78 | | | | | | | | | | | | | | | | | | | | |
| 2.5 (85 kW) Eng.25 S 1/72-7/78 | | | | | | | | | | | | | | | | | | | | |
| 19-2169 | | | F | | | | | | | 31,8 | 59 | | | | | | 15,9 | | | |
| 2.5 GS (96 kW) Eng.25 H 1/72-8/75 | | | | | | | | | | | | | | | | | | | | |
| 19-2169 | | | F | | | | | | | 31,8 | 59 | | | | | | 15,9 | | | |
| 2.8 GS (103 kW) Eng.28 HC (03.75-07.78) 3/75-7/78 | | | | | | | | | | | | | | | | | | | | |
| 19-2169 | | | F | | | | | | | 31,8 | 59 | | | | | | 15,9 | | | |
| 2.8 GS (104 kW) Eng.28 HC (03.75-07.78) 12/72-7/78 | | | | | | | | | | | | | | | | | | | | |
| 19-2169 | | | F | | | | | | | 31,8 | 59 | | | | | | 15,9 | | | |
| 2.8 GS/E (114 kW) Eng.28 HC (03.75-07.78) 3/75-7/78 | | | | | | | | | | | | | | | | | | | | |
| 19-2169 | | | F | | | | | | | 31,8 | 59 | | | | | | 15,9 | | | |

OPEL

| METELLI ref | Spare Parts | | F/R | L/R | | | ABS | A | B | C | D | E | F | G | H | I | L | M | Fig | NOTE |
|--|-------------|--|-----|-----|--|--|-----|---|---|-------|-------|---|---|---|---|---|---|-------|-----|------|
| 1.2 N (F08, M08, F68, M68) (38 kW) Eng.12 NV 1/90-3/93 | | | | | | | | | | | | | | | | | | | | |
| 19-2172 | | | R | | | | | | | 17,46 | 50,29 | | | | | | | 14,73 | | |
| 19-2178 | | | F | | | | | | | 34 | 66 | | | | | | | 37 | | |
| 1.2 S (F08, M08, F68, M68) (40 kW) Eng.12 ST 9/82-2/90 | | | | | | | | | | | | | | | | | | | | |
| 19-2172 | | | R | | | | | | | 17,46 | 50,29 | | | | | | | 14,73 | | |
| 19-2178 | | | F | | | | | | | 34 | 66 | | | | | | | 37 | | |
| 1.3 (F08, M08, F68, M68) (44 kW) Eng.13 NB 9/85-10/89 | | | | | | | | | | | | | | | | | | | | |
| 19-2172 | | | R | | | | | | | 17,46 | 50,29 | | | | | | | 14,73 | | |
| 19-2178 | | | F | | | | | | | 34 | 66 | | | | | | | 37 | | |
| 1.3 i (F08, M08, F68, M68) (44 kW) Eng.C 13 N 9/86-9/90 | | | | | | | | | | | | | | | | | | | | |
| 19-2172 | | | R | | | | | | | 17,46 | 50,29 | | | | | | | 14,73 | | |
| 19-2178 | | | F | | | | | | | 34 | 66 | | | | | | | 37 | | |
| 1.3 S (F08, M08, F68, M68) (51 kW) Eng.13 SB 9/82-10/89 | | | | | | | | | | | | | | | | | | | | |
| 19-2172 | | | R | | | | | | | 17,46 | 50,29 | | | | | | | 14,73 | | |
| 19-2178 | | | F | | | | | | | 34 | 66 | | | | | | | 37 | | |
| 1.4 i (F08, M08, F68, M68) (40 kW) Eng.C 14 NZ 1/85-3/93 | | | | | | | | | | | | | | | | | | | | |
| 19-2172 | | | R | | | | | | | 17,46 | 50,29 | | | | | | | 14,73 | | |
| 19-2173 | | | F | | | | | | | 34 | 64 | | | | | | | 37 | | |
| 1.4 i (F08, M08, F68, M68) (44 kW) Eng.C 14 NZ 1/90-3/93 | | | | | | | | | | | | | | | | | | | | |
| 19-2172 | | | R | | | | | | | 17,46 | 50,29 | | | | | | | 14,73 | | |
| 19-2178 | | | F | | | | | | | 34 | 66 | | | | | | | 37 | | |
| 1.4 S (F08, M08, F68, M68) (53 kW) Eng.14 NV 1/90-3/93 | | | | | | | | | | | | | | | | | | | | |
| 19-2172 | | | R | | | | | | | 17,46 | 50,29 | | | | | | | 14,73 | | |
| 19-2178 | | | F | | | | | | | 34 | 66 | | | | | | | 37 | | |
| 1.4 Si (F08, M08, F68, M68) (60 kW) Eng.C 14 SE 9/91-3/93 | | | | | | | | | | | | | | | | | | | | |
| 19-2172 | | | R | | | | | | | 17,46 | 50,29 | | | | | | | 14,73 | | |
| 19-2178 | | | F | | | | | | | 34 | 66 | | | | | | | 37 | | |
| 1.5 D (F08, M08, F68, M68) (37 kW) Eng.15 D (4EC1) (09.87-.) 9/87-3/93 | | | | | | | | | | | | | | | | | | | | |
| 19-2172 | | | R | | | | | | | 17,46 | 50,29 | | | | | | | 14,73 | | |

OPEL

| METELLI ref | Spare Parts | F/R | L/R | ABS | A | B | C | D | E | F | G | H | I | L | M | Fig | NOTE |
|--|-------------|-----|-----|-----|---|---|-------|-------|---|---|---|---|---|-------|---|-----|------|
| 19-2178 | | F | | | | | 34 | 66 | | | | | | 37 | | | |
| 1.5 TD (F08, M08, F68, M68) (49 kW) Eng.15 DT (T4EC1) (03.88-.) 3/88-3/93 | | | | | | | | | | | | | | | | | |
| 19-2172 | | R | | | | | 17,46 | 50,29 | | | | | | 14,73 | | | |
| 19-2178 | | F | | | | | 34 | 66 | | | | | | 37 | | | |
| 1.6 GSI (F08, M08, F68, M68) (72 kW) Eng.C 16 SEI (01.90-12.92) 9/89-3/93 | | | | | | | | | | | | | | | | | |
| 19-2172 | | R | | | | | 17,46 | 50,29 | | | | | | 14,73 | | | |
| 19-2178 | | F | | | | | 34 | 66 | | | | | | 37 | | | |
| 1.6 GSI (F08, M08, F68, M68) (74 kW) Eng.E 16 SE 5/88-3/92 | | | | | | | | | | | | | | | | | |
| 19-2172 | | R | | | | | 17,46 | 50,29 | | | | | | 14,73 | | | |
| 19-2178 | | F | | | | | 34 | 66 | | | | | | 37 | | | |
| 1.6 GSI (F08, M08, M68, F68) (55 kW) Eng.C 16 NZ (09.88-09.92) 8/88-9/92 | | | | | | | | | | | | | | | | | |
| 19-2172 | | R | | | | | 17,46 | 50,29 | | | | | | 14,73 | | | |
| 19-2178 | | F | | | | | 34 | 66 | | | | | | 37 | | | |
| 1.6 GSI Cat (F08, M08, F68, M68) (74 kW) Eng.C 16 SE 2/92-3/93 | | | | | | | | | | | | | | | | | |
| 19-2172 | | R | | | | | 17,46 | 50,29 | | | | | | 14,73 | | | |
| 19-2178 | | F | | | | | 34 | 66 | | | | | | 37 | | | |
| Corsa A TR (S83) 9/82-3/93 | | | | | | | | | | | | | | | | | |
| 1.0 (F11, M11, F19, M19) (33 kW) Eng.10 S 9/82-9/92 | | | | | | | | | | | | | | | | | |
| 19-2172 | | R | | | | | 17,46 | 50,29 | | | | | | 14,73 | | | |
| 19-2178 | | F | | | | | 34 | 66 | | | | | | 37 | | | |
| 1.2 i (F11, M11, F19, M19) (33 kW) Eng.C 12 NZ 9/89-3/93 | | | | | | | | | | | | | | | | | |
| 19-2172 | | R | | | | | 17,46 | 50,29 | | | | | | 14,73 | | | |
| 19-2178 | | F | | | | | 34 | 66 | | | | | | 37 | | | |
| 1.2 N (F11, M11, F19, M19) (33 kW) Eng.12 NC (-.09.87), E 12 GV 1/85-10/87 | | | | | | | | | | | | | | | | | |
| 19-2172 | | R | | | | | 17,46 | 50,29 | | | | | | 14,73 | | | |
| 19-2178 | | F | | | | | 34 | 66 | | | | | | 37 | | | |
| 1.2 S (F11, M11, F19, M19) (43 kW) Eng.12 S 9/82-10/87 | | | | | | | | | | | | | | | | | |
| 19-2172 | | R | | | | | 17,46 | 50,29 | | | | | | 14,73 | | | |

OPEL

| METELLI ref | Spare Parts | | F/R | L/R | | | ABS | A | B | C | D | E | F | G | H | I | L | M | Fig | NOTE |
|---|-------------|--|-----|-----|--|--|-----|---|---|-------|-------|---|---|---|---|---|---|---|-------|------|
| 19-2178 | | | F | | | | | | | 34 | 66 | | | | | | | | 37 | |
| 1.2 S (F11, M11, M19, F19) (40 kW) Eng.12 ST 9/82-3/93 | | | | | | | | | | | | | | | | | | | | |
| 19-2172 | | | R | | | | | | | 17,46 | 50,29 | | | | | | | | 14,73 | |
| 19-2178 | | | F | | | | | | | 34 | 66 | | | | | | | | 37 | |
| 1.3 (F11, F19, M11, M19) (44 kW) Eng.13 NB, C 13 N 9/85-10/87 | | | | | | | | | | | | | | | | | | | | |
| 19-2172 | | | R | | | | | | | 17,46 | 50,29 | | | | | | | | 14,73 | |
| 19-2178 | | | F | | | | | | | 34 | 66 | | | | | | | | 37 | |
| 1.3 S (F11, M11, F19, M19) (51 kW) Eng.13 SB 9/82-10/87 | | | | | | | | | | | | | | | | | | | | |
| 19-2172 | | | R | | | | | | | 17,46 | 50,29 | | | | | | | | 14,73 | |
| 19-2178 | | | F | | | | | | | 34 | 66 | | | | | | | | 37 | |
| 1.4 i (F11, M11, F19, M19) (44 kW) Eng.C 14 NZ 10/89-3/93 | | | | | | | | | | | | | | | | | | | | |
| 19-2172 | | | R | | | | | | | 17,46 | 50,29 | | | | | | | | 14,73 | |
| 19-2178 | | | F | | | | | | | 34 | 66 | | | | | | | | 37 | |
| 1.4 S (F11, M11, F19, M19) (53 kW) Eng.14 NV 9/89-3/93 | | | | | | | | | | | | | | | | | | | | |
| 19-2172 | | | R | | | | | | | 17,46 | 50,29 | | | | | | | | 14,73 | |
| 19-2178 | | | F | | | | | | | 34 | 66 | | | | | | | | 37 | |
| 1.5 D (F11, M11, F19, M19) (37 kW) Eng.15 D (4EC1) (10.87-) 10/87-11/92 | | | | | | | | | | | | | | | | | | | | |
| 19-2172 | | | R | | | | | | | 17,46 | 50,29 | | | | | | | | 14,73 | |
| 19-2178 | | | F | | | | | | | 34 | 66 | | | | | | | | 37 | |
| 1.5 TD (F11, M11, F19, M19) (49 kW) Eng.15 DT (T4EC1) (02.88-) 10/87-3/93 | | | | | | | | | | | | | | | | | | | | |
| 19-2172 | | | R | | | | | | | 17,46 | 50,29 | | | | | | | | 14,73 | |
| 19-2178 | | | F | | | | | | | 34 | 66 | | | | | | | | 37 | |
| Corsa B (S93) 3/93-12/02 | | | | | | | | | | | | | | | | | | | | |
| 1.0 i 12V (F08, F68, M68) (40 kW) Eng.X 10 XE (11.96-) 11/96-9/00 | | | | | | | | | | | | | | | | | | | | |
| 19-2172 | | | R | | | | | | | 17,46 | 50,29 | | | | | | | | 14,73 | |
| 19-2178 | | | F | | | | | | | 34 | 66 | | | | | | | | 37 | |
| 1.2 i (F08, F68, M68) (33 kW) Eng.12 NZ 3/93-9/00 | | | | | | | | | | | | | | | | | | | | |
| 19-2172 | | | R | | | | | | | 17,46 | 50,29 | | | | | | | | 14,73 | |

OPEL

| METELLI ref | Spare Parts | | F/R | L/R | | ABS | A | B | C | D | E | F | G | H | I | L | M | Fig | NOTE |
|--|-------------|--|-----|-----|--|-----|---|---|-------|-------|---|---|---|---|---|-------|---|-----|------|
| 19-2178 | | | F | | | | | | 34 | 66 | | | | | | 37 | | | |
| 1.2 i (F08, F68, M68) (33 kW) Eng.C 12 NZ, X 12 SZ 3/93-9/00 | | | | | | | | | | | | | | | | | | | |
| 19-2172 | | | R | | | | | | 17,46 | 50,29 | | | | | | 14,73 | | | |
| 19-2178 | | | F | | | | | | 34 | 66 | | | | | | 37 | | | |
| 1.2 i 16V (F08, F68, M68) (48 kW) Eng.X 12 XE (03.98-.) 3/98-9/00 | | | | | | | | | | | | | | | | | | | |
| 19-2172 | | | R | | | | | | 17,46 | 50,29 | | | | | | 14,73 | | | |
| 19-2178 | | | F | | | | | | 34 | 66 | | | | | | 37 | | | |
| 1.4 (F08, F68, M68) (54 kW) Eng.C 14 SE 4/93-8/94 | | | | | | | | | | | | | | | | | | | |
| 19-2172 | | | R | | | | | | 17,46 | 50,29 | | | | | | 14,73 | | | |
| 19-2178 | | | F | | | | | | 34 | 66 | | | | | | 37 | | | |
| 1.4 i (F08, F68, M68) (40 kW) Eng.C 14 NZ, X 14 SZ 3/93-9/00 | | | | | | | | | | | | | | | | | | | |
| 19-2172 | | | R | | | | | | 17,46 | 50,29 | | | | | | 14,73 | | | |
| 19-2178 | | | F | | | | | | 34 | 66 | | | | | | 37 | | | |
| 1.4 i (F08, F68, M68) (44 kW) Eng.C 14 NZ (-10.96), X 14 SZ (10.96-) 3/93-9/00 | | | | | | | | | | | | | | | | | | | |
| 19-2172 | | | R | | | | | | 17,46 | 50,29 | | | | | | 14,73 | | | |
| 19-2178 | | | F | | | | | | 34 | 66 | | | | | | 37 | | | |
| 1.4 i 16V (F08, F68, M68) (63 kW) Eng.C 14 SEL 8/97-9/00 | | | | | | | | | | | | | | | | | | | |
| 19-2172 | | | R | | | | | | 17,46 | 50,29 | | | | | | 14,73 | | | |
| 19-2178 | | | F | | | | | | 34 | 66 | | | | | | 37 | | | |
| 1.4 i 16V (F08, F68, M68) (66 kW) Eng.X 14 XE 9/94-9/00 | | | | | | | | | | | | | | | | | | | |
| 19-2172 | | | R | | | | | | 17,46 | 50,29 | | | | | | 14,73 | | | |
| 19-2178 | | | F | | | | | | 34 | 66 | | | | | | 37 | | | |
| 1.4 Si (F08, F68, M68) (60 kW) Eng.C 14 SE 3/93-9/00 | | | | | | | | | | | | | | | | | | | |
| 19-2172 | | | R | | | | | | 17,46 | 50,29 | | | | | | 14,73 | | | |
| 19-2178 | | | F | | | | | | 34 | 66 | | | | | | 37 | | | |
| 1.5 D (F08, F68, M68) (37 kW) Eng.15 D 3/93-9/00 | | | | | | | | | | | | | | | | | | | |
| 19-2172 | | | R | | | | | | 17,46 | 50,29 | | | | | | 14,73 | | | |
| 19-2178 | | | F | | | | | | 34 | 66 | | | | | | 37 | | | |

OPEL

| METELLI ref | Spare Parts | | F/R | L/R | | | ABS | A | B | C | D | E | F | G | H | I | L | M | Fig | NOTE |
|--|-------------|--|-----|-----|--|--|-----|---|---|-------|-------|-----|---|---|---|---|---|---|-------|------------|
| 1.5 TD (F08, F68, M68) (49 kW) Eng.15 DT, X 15 DT 3/93-9/00 | | | | | | | | | | | | | | | | | | | | |
| 19-2172 | | | R | | | | | | | 17,46 | 50,29 | | | | | | | | 14,73 | |
| 19-2178 | | | F | | | | | | | 34 | 66 | | | | | | | | 37 | |
| 1.6 GSI 16V (F08, F68, M68) (80 kW) Eng.C 16 XE 3/93-9/00 | | | | | | | | | | | | | | | | | | | | |
| 19-2172 | | | R | | | | | | | 17,46 | 50,29 | | | | | | | | 14,73 | |
| 19-2178 | | | F | | | | | | | 34 | 66 | | | | | | | | 37 | |
| 1.6 i 16V (F08, F68, M68) (74 kW) Eng.C 16 SEL 8/97-9/00 | | | | | | | | | | | | | | | | | | | | |
| 19-2172 | | | R | | | | | | | 17,46 | 50,29 | | | | | | | | 14,73 | |
| 19-2178 | | | F | | | | | | | 34 | 66 | | | | | | | | 37 | |
| 1.6 i 16V (F08, F68, M68) (78 kW) Eng.X 16 XE 9/94-9/00 | | | | | | | | | | | | | | | | | | | | |
| 19-2172 | | | R | | | | | | | 17,46 | 50,29 | | | | | | | | 14,73 | |
| 19-2178 | | | F | | | | | | | 34 | 66 | | | | | | | | 37 | |
| 1.7 D (F08, F68, M68) (44 kW) Eng.17 D (4EE1) (02.96-), X 17 D (4EE1) (02.96-) 2/96-9/00 | | | | | | | | | | | | | | | | | | | | |
| 19-2172 | | | R | | | | | | | 17,46 | 50,29 | | | | | | | | 14,73 | |
| 19-2178 | | | F | | | | | | | 34 | 66 | | | | | | | | 37 | |
| Corsa B SW (S93) 4/98-12/02 | | | | | | | | | | | | | | | | | | | | |
| 1.4 i 16V (F35) (66 kW) Eng.X 14 XE 1/99-12/02 | | | | | | | | | | | | | | | | | | | | |
| 19-2172 | | | R | | | | | | | 17,46 | 50,29 | | | | | | | | 14,73 | |
| 19-2178 | | | F | | | | | | | 34 | 66 | | | | | | | | 37 | |
| 1.7 D (F35) (44 kW) Eng.X 17 D 1/99-12/02 | | | | | | | | | | | | | | | | | | | | |
| 19-2172 | | | R | | | | | | | 17,46 | 50,29 | | | | | | | | 14,73 | |
| 19-2178 | | | F | | | | | | | 34 | 66 | | | | | | | | 37 | |
| Corsa C (X01) 9/00-12/09 | | | | | | | | | | | | | | | | | | | | |
| 1.0 (F08, F68) (43 kW) Eng.Z 10 XE 9/00-6/03 | | | | | | | | | | | | | | | | | | | | |
| 19-2289 | | | F | | | | | | | 34 | 67 | | | | | | | | 37 | |
| 19-2436 | | | R | | | | | | | 27 | 53 | | | | | | | | 43 | Brake drum |
| 19-2437 | | | R | | | | | | | | | 123 | | | | | | | | Brake disc |

OPEL

| METELLI ref | Spare Parts | F/R | L/R | ABS | A | B | C | D | E | F | G | H | I | L | M | Fig | NOTE |
|---|-------------|-----|-----|-----|---|---|----|----|-----|---|---|---|---|---|---|------|------------|
| 1.7 DI (F08, F68) (48 kW) Eng.Y 17 DTL 9/00-12/09 | | | | | | | | | | | | | | | | | |
| 19-2289 | | F | | | | | 34 | 67 | | | | | | | | 37 | |
| 19-2436 | | R | | | | | 27 | 53 | | | | | | | | 43 | Brake drum |
| 19-2437 | | R | | | | | | | 123 | | | | | | | | Brake disc |
| 1.7 DTI (F08, F68) (55 kW) Eng.Y 17 DT 9/00-12/09 | | | | | | | | | | | | | | | | | |
| 19-2289 | | F | | | | | 34 | 67 | | | | | | | | 37 | |
| 19-2436 | | R | | | | | 27 | 53 | | | | | | | | 43 | Brake drum |
| 19-2437 | | R | | | | | | | 123 | | | | | | | | Brake disc |
| 1.8 (F08, F68) (92 kW) Eng.Z 18 XE 9/00-12/09 | | | | | | | | | | | | | | | | | |
| 19-2289 | | F | | | | | 34 | 67 | | | | | | | | 37 | |
| 19-2436 | | R | | | | | 27 | 53 | | | | | | | | 43 | Brake drum |
| 19-2437 | | R | | | | | | | 123 | | | | | | | | Brake disc |
| Corsa D (S07) 7/06-8/14 | | | | | | | | | | | | | | | | | |
| 1.0 (L08, L68) (44 kW) Eng.Z 10 XEP 7/06-12/10 | | | | | | | | | | | | | | | | | |
| 19-2272 | | F | | | | | 35 | 72 | | | | | | | | 33 | |
| 19-2950 | | R | | | | | 30 | | 120 | | | | | | | 63,8 | Brake drum |
| 19-2951 | | R | | | | | 30 | | 130 | | | | | | | 63,5 | Brake disc |
| 1.0 (L08, L68) (48 kW) Eng.A 10 XEP 12/09-8/14 | | | | | | | | | | | | | | | | | |
| 19-2272 | | F | | | | | 35 | 72 | | | | | | | | 33 | |
| 19-2950 | | R | | | | | 30 | | 120 | | | | | | | 63,8 | Brake drum |
| 19-2951 | | R | | | | | 30 | | 130 | | | | | | | 63,5 | Brake disc |
| 1.2 (L08, L68) (51 kW) Eng.A 12 XEL 12/09-8/14 | | | | | | | | | | | | | | | | | |
| 19-2272 | | F | | | | | 35 | 72 | | | | | | | | 33 | |
| 19-2950 | | R | | | | | 30 | | 120 | | | | | | | 63,8 | Brake drum |
| 19-2951 | | R | | | | | 30 | | 130 | | | | | | | 63,5 | Brake disc |
| 1.2 (L08, L68) (59 kW) Eng.Z 12 XEP 7/06-8/14 | | | | | | | | | | | | | | | | | |
| 19-2272 | | F | | | | | 35 | 72 | | | | | | | | 33 | |
| 19-2950 | | R | | | | | 30 | | 120 | | | | | | | 63,8 | Brake drum |

OPEL

| METELLI ref | Spare Parts | | F/R | L/R | | ABS | A | B | C | D | E | F | G | H | I | L | M | Fig | NOTE | |
|--|-------------|--|-----|-----|--|-----|---|---|----|----|-----|---|---|---|---|------|---|------|------------|------------|
| 19-2951 | | | R | | | | | | 30 | | 130 | | | | | 63,5 | | | Brake disc | |
| 1.2 (L08, L68) (63 kW) Eng.A 12 XER 12/09-8/14 | | | | | | | | | | | | | | | | | | | | |
| 19-2272 | | | F | | | | | | 35 | 72 | | | | | | | | 33 | | |
| 19-2950 | | | R | | | | | | 30 | | 120 | | | | | | | 63,8 | | Brake drum |
| 19-2951 | | | R | | | | | | 30 | | 130 | | | | | | | 63,5 | | Brake disc |
| 1.2 LPG (L08, L68) (59 kW) Eng.Z 12 XEP 8/06-8/14 | | | | | | | | | | | | | | | | | | | | |
| 19-2272 | | | F | | | | | | 35 | 72 | | | | | | | | 33 | | |
| 19-2950 | | | R | | | | | | 30 | | 120 | | | | | | | 63,8 | | Brake drum |
| 19-2951 | | | R | | | | | | 30 | | 130 | | | | | | | 63,5 | | Brake disc |
| 19-8127 | | | F | | | | | | 37 | 72 | | | | | | | | 37 | | |
| 1.2 LPG (L08, L68) (61 kW) Eng.A 12 XER 6/11-8/14 | | | | | | | | | | | | | | | | | | | | |
| 19-2272 | | | F | | | | | | 35 | 72 | | | | | | | | 33 | | |
| 19-2950 | | | R | | | | | | 30 | | 120 | | | | | | | 63,8 | | Brake drum |
| 19-2951 | | | R | | | | | | 30 | | 130 | | | | | | | 63,5 | | Brake disc |
| 1.2 LPG (L08, L68) (63 kW) Eng.A 12 XER 6/11-8/14 | | | | | | | | | | | | | | | | | | | | |
| 19-2272 | | | F | | | | | | 35 | 72 | | | | | | | | 33 | | |
| 19-2950 | | | R | | | | | | 30 | | 120 | | | | | | | 63,8 | | Brake drum |
| 19-2951 | | | R | | | | | | 30 | | 130 | | | | | | | 63,5 | | Brake disc |
| 1.3 CDTI (L08, L68) (55 kW) Eng.A 13 DTC, Z 13 DTJ 7/06-8/14 | | | | | | | | | | | | | | | | | | | | |
| 19-2950 | | | R | | | | | | 30 | | 120 | | | | | | | 63,8 | | |
| 19-2951 | | | R | | | | | | 30 | | 130 | | | | | | | 63,5 | | Brake drum |
| 19-8127 | | | F | | | | | | 37 | 72 | | | | | | | | 37 | | Brake disc |
| 1.3 CDTI (L08, L68) (66 kW) Eng.Z 13 DTH 7/06-6/11 | | | | | | | | | | | | | | | | | | | | |
| 19-2950 | | | R | | | | | | 30 | | 120 | | | | | | | 63,8 | | Brake drum |
| 19-2951 | | | R | | | | | | 30 | | 130 | | | | | | | 63,5 | | Brake disc |
| 19-8127 | | | F | | | | | | 37 | 72 | | | | | | | | 37 | | |
| 1.3 CDTI (L08, L68) (70 kW) Eng.A 13 DTE, A 13 DTR, Z 13 DTE 6/09-8/14 | | | | | | | | | | | | | | | | | | | | |
| 19-2950 | | | R | | | | | | 30 | | 120 | | | | | | | 63,8 | | Brake drum |
| 19-2951 | | | R | | | | | | 30 | | 130 | | | | | | | 63,5 | | Brake disc |

OPEL

| METELLI ref | Spare Parts | | F/R | L/R | | | ABS | A | B | C | D | E | F | G | H | I | L | M | Fig | NOTE |
|---|-------------|--|-----|-----|--|--|-----|---|---|----|----|-----|---|---|---|---|------|---|-----|------------|
| 19-8127 | | | F | | | | | | | 37 | 72 | | | | | | 37 | | | |
| 1.4 (L08, L68) (64 kW) Eng.A 14 XEL 9/09-8/14 | | | | | | | | | | | | | | | | | | | | |
| 19-2272 | | | F | | | | | | | 35 | 72 | | | | | | 33 | | | |
| 19-2950 | | | R | | | | | | | 30 | | 120 | | | | | 63,8 | | | Brake drum |
| 19-2951 | | | R | | | | | | | 30 | | 130 | | | | | 63,5 | | | Brake disc |
| 1.4 (L08, L68) (66 kW) Eng.Z 14 XEP 7/06-8/14 | | | | | | | | | | | | | | | | | | | | |
| 19-2272 | | | F | | | | | | | 35 | 72 | | | | | | 33 | | | |
| 19-2950 | | | R | | | | | | | 30 | | 120 | | | | | 63,8 | | | Brake drum |
| 19-2951 | | | R | | | | | | | 30 | | 130 | | | | | 63,5 | | | Brake disc |
| 1.4 (L08, L68) (74 kW) Eng.A 14 XER 12/09-8/14 | | | | | | | | | | | | | | | | | | | | |
| 19-2272 | | | F | | | | | | | 35 | 72 | | | | | | 33 | | | |
| 19-2950 | | | R | | | | | | | 30 | | 120 | | | | | 63,8 | | | Brake drum |
| 19-2951 | | | R | | | | | | | 30 | | 130 | | | | | 63,5 | | | Brake disc |
| 1.4 (L08, L68) (88 kW) Eng.A 14 NEL 7/12-8/14 | | | | | | | | | | | | | | | | | | | | |
| 19-2272 | | | F | | | | | | | 35 | 72 | | | | | | 33 | | | |
| 19-2950 | | | R | | | | | | | 30 | | 120 | | | | | 63,8 | | | |
| 19-2951 | | | R | | | | | | | 30 | | 130 | | | | | 63,5 | | | Brake disc |
| 19-8127 | | | F | | | | | | | 37 | 72 | | | | | | 37 | | | Brake disc |
| 1.4 LPG (L08, L68) (64 kW) Eng.A 14 XEL 9/09-8/14 | | | | | | | | | | | | | | | | | | | | |
| 19-2272 | | | F | | | | | | | 35 | 72 | | | | | | 33 | | | |
| 19-2950 | | | R | | | | | | | 30 | | 120 | | | | | 63,8 | | | Brake drum |
| 19-2951 | | | R | | | | | | | 30 | | 130 | | | | | 63,5 | | | Brake disc |
| 1.4 LPG (L08, L68) (66 kW) Eng.Z 14 XEP 8/06-12/11 | | | | | | | | | | | | | | | | | | | | |
| 19-2272 | | | F | | | | | | | 35 | 72 | | | | | | 33 | | | |
| 19-2950 | | | R | | | | | | | 30 | | 120 | | | | | 63,8 | | | Brake drum |
| 19-2951 | | | R | | | | | | | 30 | | 130 | | | | | 63,5 | | | Brake disc |
| 1.6 Turbo (L08, L68) (110 kW) Eng.A 16 LEL, Z 16 LEL 5/07-8/14 | | | | | | | | | | | | | | | | | | | | |
| 19-2951 | | | R | | | | | | | 30 | | 130 | | | | | 63,5 | | | Brake disc |
| 19-8127 | | | F | | | | | | | 37 | 72 | | | | | | 37 | | | |

OPEL

| METELLI ref | Spare Parts | | F/R | L/R | | ABS | A | B | C | D | E | F | G | H | I | L | M | Fig | NOTE |
|---|-------------|--|-----|-----|--|-----|---|---|----|----|-----|---|---|---|---|---|---|------|------------------------------|
| 1.4 (08, 68) (55 kW) Eng.B 14 XEJ 9/14-1/70 | | | | | | | | | | | | | | | | | | | |
| 19-2950 | | | R | | | | | | 30 | | 120 | | | | | | | 63,8 | 14/15Inch Wheels, Brake drum |
| 19-2951 | | | R | | | | | | 30 | | 130 | | | | | | | 63,5 | 16/17Inch Wheels, Brake disc |
| 19-8127 | | | F | | | | | | 37 | 72 | | | | | | | | 37 | |
| 1.4 (08, 68) (66 kW) Eng.B 14 XEL, D 14 XEL 9/14-1/70 | | | | | | | | | | | | | | | | | | | |
| 19-2950 | | | R | | | | | | 30 | | 120 | | | | | | | 63,8 | 14/15Inch Wheels, Brake drum |
| 19-2951 | | | R | | | | | | 30 | | 130 | | | | | | | 63,5 | 16/17Inch Wheels, Brake disc |
| 19-8127 | | | F | | | | | | 37 | 72 | | | | | | | | 37 | |
| 1.4 LPG (08, 68) (66 kW) Eng.B 14 XEL 3/15-1/70 | | | | | | | | | | | | | | | | | | | |
| 19-2272 | | | F | | | | | | 35 | 72 | | | | | | | | 33 | |
| 19-2950 | | | R | | | | | | 30 | | 120 | | | | | | | 63,8 | Rear Drum Brake |
| 19-2951 | | | R | | | | | | 30 | | 130 | | | | | | | 63,5 | Rear Disc Brake |
| 1.4 Turbo (08, 68) (74 kW) Eng.B 14 NEJ, D 14 NEJ 9/14-6/19 | | | | | | | | | | | | | | | | | | | |
| 19-8127 | | | F | | | | | | 37 | 72 | | | | | | | | 37 | |
| 1.4 Turbo (08, 68) (110 kW) Eng.B 14 NEH, D 14 NEH 3/15-1/70 | | | | | | | | | | | | | | | | | | | |
| 19-8127 | | | F | | | | | | 37 | 72 | | | | | | | | 37 | |
| 1.6 Turbo (08, 68) (152 kW) Eng.B 16 LER, B 16 LES 3/15-1/70 | | | | | | | | | | | | | | | | | | | |
| 19-8127 | | | F | | | | | | 37 | 72 | | | | | | | | 37 | |
| Corsa F 7/19-1/70 | | | | | | | | | | | | | | | | | | | |
| 1.2 (55 kW) Eng.F 12 XEL (EB2FAD) 7/19-1/70 | | | | | | | | | | | | | | | | | | | |
| 19-2907 | | | R | | | | | | 30 | 62 | | | | | | | | 48 | |
| 1.2 (74 kW) Eng.F 12 XHL (EB2ADTD) 7/19-1/70 | | | | | | | | | | | | | | | | | | | |
| 19-2907 | | | R | | | | | | 30 | 62 | | | | | | | | 48 | |
| 1.2 (96 kW) Eng.F 12 XHT (EB2ADTS) 7/19-1/70 | | | | | | | | | | | | | | | | | | | |
| 19-2907 | | | R | | | | | | 30 | 62 | | | | | | | | 48 | |
| 1.5 HDi (75 kW) Eng.D 15 DT (DV5RD) 7/19-1/70 | | | | | | | | | | | | | | | | | | | |
| 19-2907 | | | R | | | | | | 30 | 62 | | | | | | | | 48 | |

OPEL

| METELLI ref | Spare Parts | | F/R | L/R | | | ABS | A | B | C | D | E | F | G | H | I | L | M | Fig | NOTE |
|---|-------------|--|-----|-----|--|--|-----|---|---|------|----|-----|---|---|---|---|---|---|------|------|
| 1.6 Turbo D (08, 68) (85 kW) Eng.B 16 DTH (DV6FC) 8/17-1/70 | | | | | | | | | | | | | | | | | | | | |
| 19-2297 | | | F | | | | | | | 42 | 82 | | | | | | | | 36 | |
| 19-2907 | | | R | | | | | | | 30 | 62 | | | | | | | | 48 | |
| 1.6 Turbo D (08, 68) (88 kW) Eng.B 16 DTH (DV6FC) 3/17-1/70 | | | | | | | | | | | | | | | | | | | | |
| 19-2297 | | | F | | | | | | | 42 | 82 | | | | | | | | 36 | |
| 19-2907 | | | R | | | | | | | 30 | 62 | | | | | | | | 48 | |
| Diplomat A 10/64-12/69 | | | | | | | | | | | | | | | | | | | | |
| 4.6 (140 kW) Eng.46 S 10/64-3/69 | | | | | | | | | | | | | | | | | | | | |
| 19-2169 | | | F | | | | | | | 31,8 | 59 | | | | | | | | 15,9 | |
| 5.4 (169 kW) Eng.54 S 9/66-3/69 | | | | | | | | | | | | | | | | | | | | |
| 19-2169 | | | F | | | | | | | 31,8 | 59 | | | | | | | | 15,9 | |
| Diplomat A Coupe 3/65-10/67 | | | | | | | | | | | | | | | | | | | | |
| 5.4 (169 kW) Eng.54 S 3/65-10/67 | | | | | | | | | | | | | | | | | | | | |
| 19-2169 | | | F | | | | | | | 31,8 | 59 | | | | | | | | 15,9 | |
| Diplomat B 1/69-8/78 | | | | | | | | | | | | | | | | | | | | |
| 2.8 E (121 kW) Eng.28 E 3/69-2/75 | | | | | | | | | | | | | | | | | | | | |
| 19-2169 | | | F | | | | | | | 31,8 | 59 | | | | | | | | 15,9 | |
| 5.4 (169 kW) Eng.54 S 3/69-1/78 | | | | | | | | | | | | | | | | | | | | |
| 19-2169 | | | F | | | | | | | 31,8 | 59 | | | | | | | | 15,9 | |
| Grandland X (A18) 6/17-1/70 | | | | | | | | | | | | | | | | | | | | |
| 1.2 (75) (96 kW) Eng.B 12 XHT (EB2DTS), D 12 XHT (EB2ADTS), F 12 XHT (E 6/17-1/70 | | | | | | | | | | | | | | | | | | | | |
| 19-8141 | | | R | | | | | | | 65 | | 130 | | | | | | | 113 | |
| 19-8155 | | | F | | | | | | | 42 | 80 | | | | | | | | 44 | |
| 1.5 Turbo D (75 kW) Eng.D 15 DT (DV5RD) 6/18-1/70 | | | | | | | | | | | | | | | | | | | | |
| 19-8141 | | | R | | | | | | | 65 | | 130 | | | | | | | 113 | |

OPEL

| METELLI ref | Spare Parts | | F/R | L/R | | ABS | A | B | C | D | E | F | G | H | I | L | M | Fig | NOTE |
|---|-------------|--|-----|-----|--|-----|---|---|----|----|-----|---|---|---|---|-----|---|-----|------|
| 19-8155 | | | F | | | | | | 42 | 80 | | | | | | 44 | | | |
| 1.5 Turbo D (75) (96 kW) Eng.D 15 DTH (DV5RC) 4/18-1/70 | | | | | | | | | | | | | | | | | | | |
| 19-8141 | | | R | | | | | | 65 | | 130 | | | | | 113 | | | |
| 19-8155 | | | F | | | | | | 42 | 80 | | | | | | 44 | | | |
| 1.6 Turbo (110 kW) Eng.A 16 XHL (EP6FDTMD) 12/19-1/70 | | | | | | | | | | | | | | | | | | | |
| 19-8141 | | | R | | | | | | 65 | | 130 | | | | | 113 | | | |
| 19-8155 | | | F | | | | | | 42 | 80 | | | | | | 44 | | | |
| 1.6 Turbo (75) (133 kW) Eng.D 16 XHT (EP6FADTXD) 9/18-1/70 | | | | | | | | | | | | | | | | | | | |
| 19-8141 | | | R | | | | | | 65 | | 130 | | | | | 113 | | | |
| 19-8155 | | | F | | | | | | 42 | 80 | | | | | | 44 | | | |
| 1.6 Turbo D (75) (88 kW) Eng.B 16 DTH (DV6FC) 6/17-1/70 | | | | | | | | | | | | | | | | | | | |
| 19-8141 | | | R | | | | | | 65 | | 130 | | | | | 113 | | | |
| 19-8155 | | | F | | | | | | 42 | 80 | | | | | | 44 | | | |
| 1.6 Turbo Hybrid (133 kW) Eng.D 16 XHT (EP6FADTXHP), F 16 XHR (EP6FADTXD) 12/19-1/70 | | | | | | | | | | | | | | | | | | | |
| 19-8141 | | | R | | | | | | 65 | | 130 | | | | | 113 | | | |
| 19-8155 | | | F | | | | | | 42 | 80 | | | | | | 44 | | | |
| 1.6 Turbo Hybrid (147 kW) Eng.D 16 XHT (EP6FADTXHP), F 16 XHR (EP6FADTXD) 6/19-1/70 | | | | | | | | | | | | | | | | | | | |
| 19-8141 | | | R | | | | | | 65 | | 130 | | | | | 113 | | | |
| 19-8155 | | | F | | | | | | 42 | 80 | | | | | | 44 | | | |
| 1.6 Turbo Hybrid (165 kW) Eng.D 16 XHT (EP6FADTXHP), F 16 XHR (EP6FADTXD) 12/19-1/70 | | | | | | | | | | | | | | | | | | | |
| 19-8141 | | | R | | | | | | 65 | | 130 | | | | | 113 | | | |
| 19-8155 | | | F | | | | | | 42 | 80 | | | | | | 44 | | | |
| 1.6 Turbo Hybrid (221 kW) Eng.D 16 XHT (EP6FADTXHP), F 16 XHR (EP6FADTXD) 6/19-1/70 | | | | | | | | | | | | | | | | | | | |
| 19-8141 | | | R | | | | | | 65 | | 130 | | | | | 113 | | | |
| 19-8155 | | | F | | | | | | 42 | 80 | | | | | | 44 | | | |
| 2.0 D (75) (130 kW) Eng.D 20 DTH (DW10FC) 11/17-1/70 | | | | | | | | | | | | | | | | | | | |
| 19-8141 | | | R | | | | | | 65 | | 130 | | | | | 113 | | | |

OPEL

| METELLI ref | Spare Parts | | F/R | L/R | | ABS | A | B | C | D | E | F | G | H | I | L | M | Fig | NOTE |
|--|-------------|--------|-----|-----|--|-----|---|----|----|----|-----|---|---|---|---|-----|---|-----|---------|
| 19-8155 | | | F | | | | | | 42 | 80 | | | | | | 44 | | | |
| Insignia A (G09) 7/08-3/17 | | | | | | | | | | | | | | | | | | | |
| 1.4 (68) (103 kW) Eng.A 14 NET, B 14 NET 4/11-3/17 | | | | | | | | | | | | | | | | | | | |
| 19-7932 | | 01/12- | R | | | | | 30 | | | 157 | | | | | 113 | | | Ch. C1- |
| 19-8173 | | | F | | | | | 30 | | | 157 | | | | | 88 | | | |
| 19-8175 | | | R | | | | | 30 | | | 157 | | | | | 88 | | | Ch. -C1 |
| 1.4 LPG (68) (103 kW) Eng.A 14 NET, B 14 NET 7/12-3/17 | | | | | | | | | | | | | | | | | | | |
| 19-7932 | | | R | | | | | 30 | | | 157 | | | | | 113 | | | |
| 19-8173 | | | F | | | | | 30 | | | 157 | | | | | 88 | | | |
| 19-8175 | | | R | | | | | 30 | | | 157 | | | | | 88 | | | |
| 1.6 (68) (85 kW) Eng.A 16 XER 7/08-3/17 | | | | | | | | | | | | | | | | | | | |
| 19-7932 | | 01/12- | R | | | | | 30 | | | 157 | | | | | 113 | | | |
| 19-8173 | | | F | | | | | 30 | | | 157 | | | | | 88 | | | |
| 19-8175 | | | R | | | | | 30 | | | 157 | | | | | 88 | | | |
| 1.6 CDTi (68) (88 kW) Eng.B 16 DTJ 7/15-3/17 | | | | | | | | | | | | | | | | | | | |
| 19-8173 | | | F | | | | | 30 | | | 157 | | | | | 88 | | | |
| 19-8175 | | | R | | | | | 30 | | | 157 | | | | | 88 | | | |
| 1.6 CDTi (68) (100 kW) Eng.B 16 DTH 7/15-3/17 | | | | | | | | | | | | | | | | | | | |
| 19-8173 | | | F | | | | | 30 | | | 157 | | | | | 88 | | | |
| 19-8175 | | | R | | | | | 30 | | | 157 | | | | | 88 | | | |
| 1.6 SIDI (68) (125 kW) Eng.A 16 XHT, B 16 SHL 3/13-3/17 | | | | | | | | | | | | | | | | | | | |
| 19-7932 | | | R | | | | | 30 | | | 157 | | | | | 113 | | | |
| 19-8173 | | | F | | | | | 30 | | | 157 | | | | | 88 | | | |
| 19-8175 | | | R | | | | | 30 | | | 157 | | | | | 88 | | | |
| 1.6 Turbo (68) (132 kW) Eng.A 16 LET 7/08-3/17 | | | | | | | | | | | | | | | | | | | |
| 19-7932 | | 01/12- | R | | | | | 30 | | | 157 | | | | | 113 | | | |
| 19-8173 | | | F | | | | | 30 | | | 157 | | | | | 88 | | | |
| 19-8175 | | | R | | | | | 30 | | | 157 | | | | | 88 | | | |

OPEL

| METELLI ref | Spare Parts | | F/R | L/R | | ABS | A | B | C | D | E | F | G | H | I | L | M | Fig | NOTE |
|---|-------------|--------|-----|-----|--|-----|---|----|---|---|-----|---|---|---|---|-----|---|-----|------|
| 1.8 (68) (103 kW) Eng.A 18 XER, B 18 XER 7/08-3/17 | | | | | | | | | | | | | | | | | | | |
| 19-7932 | | 01/12- | R | | | | | 30 | | | 157 | | | | | 113 | | | |
| 19-8173 | | | F | | | | | 30 | | | 157 | | | | | 88 | | | |
| 19-8175 | | | R | | | | | 30 | | | 157 | | | | | 88 | | | |
| 2.0 Biturbo CDTI (68) (140 kW) Eng.A 20 DTR 7/08-12/11 | | | | | | | | | | | | | | | | | | | |
| 19-7932 | | | R | | | | | 30 | | | 157 | | | | | 113 | | | |
| 19-8173 | | | F | | | | | 30 | | | 157 | | | | | 88 | | | |
| 19-8175 | | | R | | | | | 30 | | | 157 | | | | | 88 | | | |
| 2.0 Biturbo CDTI (68) (143 kW) Eng.A 20 DTR 1/12-3/17 | | | | | | | | | | | | | | | | | | | |
| 19-7932 | | | R | | | | | 30 | | | 157 | | | | | 113 | | | |
| 19-8173 | | | F | | | | | 30 | | | 157 | | | | | 88 | | | |
| 19-8175 | | | R | | | | | 30 | | | 157 | | | | | 88 | | | |
| 2.0 Biturbo CDTI 4x4 (68) (140 kW) Eng.A 20 DTR 5/09-12/11 | | | | | | | | | | | | | | | | | | | |
| 19-8173 | | | F | | | | | 30 | | | 157 | | | | | 88 | | | |
| 19-8175 | | | R | | | | | 30 | | | 157 | | | | | 88 | | | |
| 2.0 Biturbo CDTI 4x4 (68) (143 kW) Eng.A 20 DTR 1/12-3/17 | | | | | | | | | | | | | | | | | | | |
| 19-8173 | | | F | | | | | 30 | | | 157 | | | | | 88 | | | |
| 19-8175 | | | R | | | | | 30 | | | 157 | | | | | 88 | | | |
| 2.0 CDTI (68) (81 kW) Eng.A 20 DTC, A 20 DTL 7/08-3/17 | | | | | | | | | | | | | | | | | | | |
| 19-7932 | | 01/12- | R | | | | | 30 | | | 157 | | | | | 113 | | | |
| 19-8173 | | | F | | | | | 30 | | | 157 | | | | | 88 | | | |
| 19-8175 | | | R | | | | | 30 | | | 157 | | | | | 88 | | | |
| 2.0 CDTI (68) (88 kW) Eng.A 20 DTE 3/12-3/17 | | | | | | | | | | | | | | | | | | | |
| 19-7932 | | | R | | | | | 30 | | | 157 | | | | | 113 | | | |
| 19-8173 | | | F | | | | | 30 | | | 157 | | | | | 88 | | | |
| 19-8175 | | | R | | | | | 30 | | | 157 | | | | | 88 | | | |
| 2.0 CDTI (68) (96 kW) Eng.A 20 DT, A 20 DTJ 7/08-3/17 | | | | | | | | | | | | | | | | | | | |
| 19-7932 | | 01/12- | R | | | | | 30 | | | 157 | | | | | 113 | | | |
| 19-8173 | | | F | | | | | 30 | | | 157 | | | | | 88 | | | |

OPEL

| METELLI ref | Spare Parts | | F/R | L/R | | | ABS | A | B | C | D | E | F | G | H | I | L | M | Fig | NOTE |
|--|-------------|--------|-----|-----|--|--|-----|---|----|---|---|-----|---|---|---|---|-----|---|-----|------|
| 19-8175 | | | R | | | | | | 30 | | | 157 | | | | | 88 | | | |
| 2.0 CDTI (68) (103 kW) Eng.A 20 DTE 6/13-3/17 | | | | | | | | | | | | | | | | | | | | |
| 19-7932 | | | R | | | | | | 30 | | | 157 | | | | | 113 | | | |
| 19-8173 | | | F | | | | | | 30 | | | 157 | | | | | 88 | | | |
| 19-8175 | | | R | | | | | | 30 | | | 157 | | | | | 88 | | | |
| 2.0 CDTI (68) (118 kW) Eng.A 20 DTH 7/08-3/17 | | | | | | | | | | | | | | | | | | | | |
| 19-7932 | | 01/12- | R | | | | | | 30 | | | 157 | | | | | 113 | | | |
| 19-8173 | | | F | | | | | | 30 | | | 157 | | | | | 88 | | | |
| 19-8175 | | | R | | | | | | 30 | | | 157 | | | | | 88 | | | |
| 2.0 CDTI (68) (120 kW) Eng.A 20 DTH 7/13-3/17 | | | | | | | | | | | | | | | | | | | | |
| 19-7932 | | | R | | | | | | 30 | | | 157 | | | | | 113 | | | |
| 19-8173 | | | F | | | | | | 30 | | | 157 | | | | | 88 | | | |
| 19-8175 | | | R | | | | | | 30 | | | 157 | | | | | 88 | | | |
| 2.0 CDTI (68) (125 kW) Eng.B 20 DTH 11/14-3/17 | | | | | | | | | | | | | | | | | | | | |
| 19-8173 | | | F | | | | | | 30 | | | 157 | | | | | 88 | | | |
| 19-8175 | | | R | | | | | | 30 | | | 157 | | | | | 88 | | | |
| 2.0 CDTI 4x4 (68) (118 kW) Eng.A 20 DTH 6/10-3/17 | | | | | | | | | | | | | | | | | | | | |
| 19-8173 | | | F | | | | | | 30 | | | 157 | | | | | 88 | | | |
| 19-8175 | | | R | | | | | | 30 | | | 157 | | | | | 88 | | | |
| 2.0 CDTI 4x4 (68) (120 kW) Eng.A 20 DTH 7/13-3/17 | | | | | | | | | | | | | | | | | | | | |
| 19-8173 | | | F | | | | | | 30 | | | 157 | | | | | 88 | | | |
| 19-8175 | | | R | | | | | | 30 | | | 157 | | | | | 88 | | | |
| 2.0 CDTI 4x4 (68) (125 kW) Eng.B 20 DTH 11/14-3/17 | | | | | | | | | | | | | | | | | | | | |
| 19-8173 | | | F | | | | | | 30 | | | 157 | | | | | 88 | | | |
| 19-8175 | | | R | | | | | | 30 | | | 157 | | | | | 88 | | | |
| 2.0 E85 Turbo (68) (162 kW) Eng.A 20 NFT 10/10-3/17 | | | | | | | | | | | | | | | | | | | | |
| 19-7932 | | 01/12- | R | | | | | | 30 | | | 157 | | | | | 113 | | | |
| 19-8173 | | | F | | | | | | 30 | | | 157 | | | | | 88 | | | |
| 19-8175 | | | R | | | | | | 30 | | | 157 | | | | | 88 | | | |

OPEL

| METELLI ref | Spare Parts | | F/R | L/R | | ABS | A | B | C | D | E | F | G | H | I | L | M | Fig | NOTE |
|---|-------------|--------|-----|-----|--|-----|---|----|---|---|-----|---|---|---|---|-----|---|-----|------|
| 2.0 Turbo (68) (162 kW) Eng.A 20 NFT, A 20 NHT 7/08-3/17 | | | | | | | | | | | | | | | | | | | |
| 19-7932 | | 01/12- | R | | | | | 30 | | | 157 | | | | | 113 | | | |
| 19-8173 | | | F | | | | | 30 | | | 157 | | | | | 88 | | | |
| 19-8175 | | | R | | | | | 30 | | | 157 | | | | | 88 | | | |
| 2.0 Turbo (68) (184 kW) Eng.A 20 NHT, B 20 NHT 4/14-3/17 | | | | | | | | | | | | | | | | | | | |
| 19-7932 | | | R | | | | | 30 | | | 157 | | | | | 113 | | | |
| 19-8173 | | | F | | | | | 30 | | | 157 | | | | | 88 | | | |
| 19-8175 | | | R | | | | | 30 | | | 157 | | | | | 88 | | | |
| 2.0 Turbo 4x4 (68) (162 kW) Eng.A 20 NHT 7/08-3/17 | | | | | | | | | | | | | | | | | | | |
| 19-8173 | | | F | | | | | 30 | | | 157 | | | | | 88 | | | |
| 19-8175 | | | R | | | | | 30 | | | 157 | | | | | 88 | | | |
| 2.0 Turbo 4x4 (68) (184 kW) Eng.A 20 NFT, A 20 NHT, B 20 NHT 7/11-3/17 | | | | | | | | | | | | | | | | | | | |
| 19-8173 | | | F | | | | | 30 | | | 157 | | | | | 88 | | | |
| 19-8175 | | | R | | | | | 30 | | | 157 | | | | | 88 | | | |
| 2.8 V6 Turbo 4x4 (68) (191 kW) Eng.A 28 NET 7/08-3/17 | | | | | | | | | | | | | | | | | | | |
| 19-8173 | | | F | | | | | 30 | | | 157 | | | | | 88 | | | |
| 19-8175 | | | R | | | | | 30 | | | 157 | | | | | 88 | | | |
| 2.8 V6 Turbo OPC 4x4 (68) (239 kW) Eng.A 28 NER, B 28 NER 7/09-3/17 | | | | | | | | | | | | | | | | | | | |
| 19-8173 | | | F | | | | | 30 | | | 157 | | | | | 88 | | | |
| 19-8175 | | | R | | | | | 30 | | | 157 | | | | | 88 | | | |
| Insignia A Country Tourer (G09) 7/08-3/17 | | | | | | | | | | | | | | | | | | | |
| 1.6 CDTi (47) (88 kW) Eng.B 16 DTJ 7/15-3/17 | | | | | | | | | | | | | | | | | | | |
| 19-8173 | | | F | | | | | 30 | | | 157 | | | | | 88 | | | |
| 19-8175 | | | R | | | | | 30 | | | 157 | | | | | 88 | | | |
| 1.6 CDTi (47) (100 kW) Eng.B 16 DTH 7/15-3/17 | | | | | | | | | | | | | | | | | | | |
| 19-8173 | | | F | | | | | 30 | | | 157 | | | | | 88 | | | |
| 19-8175 | | | R | | | | | 30 | | | 157 | | | | | 88 | | | |

OPEL

| METELLI ref | Spare Parts | | F/R | L/R | | | ABS | A | B | C | D | E | F | G | H | I | L | M | Fig | NOTE |
|---|-------------|--|-----|-----|--|--|-----|---|----|---|---|-----|---|---|---|---|---|---|-----|------|
| 1.6 SIDI (47) (125 kW) Eng.A 16 XHT, B 16 SHL 7/14-3/17 | | | | | | | | | | | | | | | | | | | | |
| 19-8173 | | | F | | | | | | 30 | | | 157 | | | | | | | 88 | |
| 19-8175 | | | R | | | | | | 30 | | | 157 | | | | | | | 88 | |
| 2.0 CDTi (47) (88 kW) Eng.A 20 DTE 3/12-3/17 | | | | | | | | | | | | | | | | | | | | |
| 19-8173 | | | F | | | | | | 30 | | | 157 | | | | | | | 88 | |
| 19-8175 | | | R | | | | | | 30 | | | 157 | | | | | | | 88 | |
| 2.0 CDTi (47) (96 kW) Eng.A 20 DT, A 20 DTJ 7/08-3/17 | | | | | | | | | | | | | | | | | | | | |
| 19-8173 | | | F | | | | | | 30 | | | 157 | | | | | | | 88 | |
| 19-8175 | | | R | | | | | | 30 | | | 157 | | | | | | | 88 | |
| 2.0 CDTi (47) (120 kW) Eng.A 20 DTH 7/14-3/17 | | | | | | | | | | | | | | | | | | | | |
| 19-8173 | | | F | | | | | | 30 | | | 157 | | | | | | | 88 | |
| 19-8175 | | | R | | | | | | 30 | | | 157 | | | | | | | 88 | |
| 2.0 CDTi (47) (125 kW) Eng.B 20 DTH 11/14-3/17 | | | | | | | | | | | | | | | | | | | | |
| 19-8173 | | | F | | | | | | 30 | | | 157 | | | | | | | 88 | |
| 19-8175 | | | R | | | | | | 30 | | | 157 | | | | | | | 88 | |
| 2.0 CDTi 4x4 (47) (120 kW) Eng.A 20 DTH 9/13-3/17 | | | | | | | | | | | | | | | | | | | | |
| 19-8173 | | | F | | | | | | 30 | | | 157 | | | | | | | 88 | |
| 19-8175 | | | R | | | | | | 30 | | | 157 | | | | | | | 88 | |
| 2.0 CDTi 4x4 (47) (125 kW) Eng.B 20 DTH 11/14-3/17 | | | | | | | | | | | | | | | | | | | | |
| 19-8173 | | | F | | | | | | 30 | | | 157 | | | | | | | 88 | |
| 19-8175 | | | R | | | | | | 30 | | | 157 | | | | | | | 88 | |
| 2.0 CDTi 4x4 (47) (143 kW) Eng.A 20 DTR 9/13-3/17 | | | | | | | | | | | | | | | | | | | | |
| 19-8173 | | | F | | | | | | 30 | | | 157 | | | | | | | 88 | |
| 19-8175 | | | R | | | | | | 30 | | | 157 | | | | | | | 88 | |
| 2.0 Turbo 4x4 (47) (184 kW) Eng.A 20 NFT, A 20 NHT, B 20 NHT 9/13-3/17 | | | | | | | | | | | | | | | | | | | | |
| 19-8173 | | | F | | | | | | 30 | | | 157 | | | | | | | 88 | |
| 19-8175 | | | R | | | | | | 30 | | | 157 | | | | | | | 88 | |

OPEL

| METELLI ref | Spare Parts | | F/R | L/R | | | ABS | A | B | C | D | E | F | G | H | I | L | M | Fig | NOTE |
|--|-------------|--------|-----|-----|--|--|-----|---|----|---|---|-----|---|---|---|---|---|-----|-----|------|
| Insignia A Sedan (G09) 7/08-3/17 | | | | | | | | | | | | | | | | | | | | |
| 1.4 (69) (103 kW) Eng.A 14 NET, B 14 NET 4/11-3/17 | | | | | | | | | | | | | | | | | | | | |
| 19-7932 | | 01/12- | R | | | | | | 30 | | | 157 | | | | | | 113 | | |
| 19-8173 | | | F | | | | | | 30 | | | 157 | | | | | | 88 | | |
| 19-8175 | | | R | | | | | | 30 | | | 157 | | | | | | 88 | | |
| 1.4 LPG (69) (103 kW) Eng.A 14 NET, B 14 NET 7/12-3/17 | | | | | | | | | | | | | | | | | | | | |
| 19-7932 | | | R | | | | | | 30 | | | 157 | | | | | | 113 | | |
| 19-8173 | | | F | | | | | | 30 | | | 157 | | | | | | 88 | | |
| 19-8175 | | | R | | | | | | 30 | | | 157 | | | | | | 88 | | |
| 1.6 (69) (85 kW) Eng.A 16 XER 7/08-3/17 | | | | | | | | | | | | | | | | | | | | |
| 19-7932 | | 01/12- | R | | | | | | 30 | | | 157 | | | | | | 113 | | |
| 19-8173 | | | F | | | | | | 30 | | | 157 | | | | | | 88 | | |
| 19-8175 | | | R | | | | | | 30 | | | 157 | | | | | | 88 | | |
| 1.6 CDTi (69) (88 kW) Eng.B 16 DTJ 7/15-3/17 | | | | | | | | | | | | | | | | | | | | |
| 19-8173 | | | F | | | | | | 30 | | | 157 | | | | | | 88 | | |
| 19-8175 | | | R | | | | | | 30 | | | 157 | | | | | | 88 | | |
| 1.6 CDTi (69) (100 kW) Eng.B 16 DTH 7/15-3/17 | | | | | | | | | | | | | | | | | | | | |
| 19-8173 | | | F | | | | | | 30 | | | 157 | | | | | | 88 | | |
| 19-8175 | | | R | | | | | | 30 | | | 157 | | | | | | 88 | | |
| 1.6 SIDI (69) (125 kW) Eng.A 16 XHT, B 16 SHL 3/13-3/17 | | | | | | | | | | | | | | | | | | | | |
| 19-7932 | | | R | | | | | | 30 | | | 157 | | | | | | 113 | | |
| 19-8173 | | | F | | | | | | 30 | | | 157 | | | | | | 88 | | |
| 19-8175 | | | R | | | | | | 30 | | | 157 | | | | | | 88 | | |
| 1.6 Turbo (69) (132 kW) Eng.A 16 LET 7/08-3/17 | | | | | | | | | | | | | | | | | | | | |
| 19-7932 | | 01/12- | R | | | | | | 30 | | | 157 | | | | | | 113 | | |
| 19-8173 | | | F | | | | | | 30 | | | 157 | | | | | | 88 | | |
| 19-8175 | | | R | | | | | | 30 | | | 157 | | | | | | 88 | | |

OPEL

| METELLI ref | Spare Parts | | F/R | L/R | | ABS | A | B | C | D | E | F | G | H | I | L | M | Fig | NOTE |
|---|-------------|--------|-----|-----|--|-----|---|----|---|---|-----|---|---|---|---|-----|---|-----|------|
| 1.8 (69) (103 kW) Eng.A 18 XER, B 18 XER 7/08-3/17 | | | | | | | | | | | | | | | | | | | |
| 19-7932 | | 01/12- | R | | | | | 30 | | | 157 | | | | | 113 | | | |
| 19-8173 | | | F | | | | | 30 | | | 157 | | | | | 88 | | | |
| 19-8175 | | | R | | | | | 30 | | | 157 | | | | | 88 | | | |
| 2.0 Biturbo CDTI (69) (140 kW) Eng.A 20 DTR 7/08-12/11 | | | | | | | | | | | | | | | | | | | |
| 19-7932 | | | R | | | | | 30 | | | 157 | | | | | 113 | | | |
| 19-8173 | | | F | | | | | 30 | | | 157 | | | | | 88 | | | |
| 19-8175 | | | R | | | | | 30 | | | 157 | | | | | 88 | | | |
| 2.0 Biturbo CDTI (69) (143 kW) Eng.A 20 DTR 1/12-3/17 | | | | | | | | | | | | | | | | | | | |
| 19-7932 | | | R | | | | | 30 | | | 157 | | | | | 113 | | | |
| 19-8173 | | | F | | | | | 30 | | | 157 | | | | | 88 | | | |
| 19-8175 | | | R | | | | | 30 | | | 157 | | | | | 88 | | | |
| 2.0 Biturbo CDTI 4x4 (69) (140 kW) Eng.A 20 DTR 7/08-12/11 | | | | | | | | | | | | | | | | | | | |
| 19-8173 | | | F | | | | | 30 | | | 157 | | | | | 88 | | | |
| 19-8175 | | | R | | | | | 30 | | | 157 | | | | | 88 | | | |
| 2.0 Biturbo CDTI 4x4 (69) (143 kW) Eng.A 20 DTR 1/12-3/17 | | | | | | | | | | | | | | | | | | | |
| 19-8173 | | | F | | | | | 30 | | | 157 | | | | | 88 | | | |
| 19-8175 | | | R | | | | | 30 | | | 157 | | | | | 88 | | | |
| 2.0 CDTI (69) (81 kW) Eng.A 20 DTC, A 20 DTL 7/08-3/17 | | | | | | | | | | | | | | | | | | | |
| 19-7932 | | 01/12- | R | | | | | 30 | | | 157 | | | | | 113 | | | |
| 19-8173 | | | F | | | | | 30 | | | 157 | | | | | 88 | | | |
| 19-8175 | | | R | | | | | 30 | | | 157 | | | | | 88 | | | |
| 2.0 CDTI (69) (88 kW) Eng.A 20 DTE 3/12-3/17 | | | | | | | | | | | | | | | | | | | |
| 19-7932 | | | R | | | | | 30 | | | 157 | | | | | 113 | | | |
| 19-8173 | | | F | | | | | 30 | | | 157 | | | | | 88 | | | |
| 19-8175 | | | R | | | | | 30 | | | 157 | | | | | 88 | | | |
| 2.0 CDTI (69) (96 kW) Eng.A 20 DT, A 20 DTJ 7/08-3/17 | | | | | | | | | | | | | | | | | | | |
| 19-7932 | | 01/12- | R | | | | | 30 | | | 157 | | | | | 113 | | | |
| 19-8173 | | | F | | | | | 30 | | | 157 | | | | | 88 | | | |

OPEL

| METELLI ref | Spare Parts | | F/R | L/R | | ABS | A | B | C | D | E | F | G | H | I | L | M | Fig | NOTE |
|---|-------------|--------|-----|-----|--|-----|---|----|---|---|-----|---|---|---|---|-----|---|-----|------|
| 19-8175 | | | R | | | | | 30 | | | 157 | | | | | 88 | | | |
| 2.0 CDTI (69) (103 kW) Eng.A 20 DTE 6/13-3/17 | | | | | | | | | | | | | | | | | | | |
| 19-7932 | | | R | | | | | 30 | | | 157 | | | | | 113 | | | |
| 19-8173 | | | F | | | | | 30 | | | 157 | | | | | 88 | | | |
| 19-8175 | | | R | | | | | 30 | | | 157 | | | | | 88 | | | |
| 2.0 CDTI (69) (118 kW) Eng.A 20 DTH 7/08-3/17 | | | | | | | | | | | | | | | | | | | |
| 19-7932 | | 01/12- | R | | | | | 30 | | | 157 | | | | | 113 | | | |
| 19-8173 | | | F | | | | | 30 | | | 157 | | | | | 88 | | | |
| 19-8175 | | | R | | | | | 30 | | | 157 | | | | | 88 | | | |
| 2.0 CDTI (69) (120 kW) Eng.A 20 DTH 7/13-3/17 | | | | | | | | | | | | | | | | | | | |
| 19-7932 | | | R | | | | | 30 | | | 157 | | | | | 113 | | | |
| 19-8173 | | | F | | | | | 30 | | | 157 | | | | | 88 | | | |
| 19-8175 | | | R | | | | | 30 | | | 157 | | | | | 88 | | | |
| 2.0 CDTI (69) (125 kW) Eng.B 20 DTH 11/14-3/17 | | | | | | | | | | | | | | | | | | | |
| 19-8173 | | | F | | | | | 30 | | | 157 | | | | | 88 | | | |
| 19-8175 | | | R | | | | | 30 | | | 157 | | | | | 88 | | | |
| 2.0 CDTI 4x4 (69) (118 kW) Eng.A 20 DTH 6/10-3/17 | | | | | | | | | | | | | | | | | | | |
| 19-8173 | | | F | | | | | 30 | | | 157 | | | | | 88 | | | |
| 19-8175 | | | R | | | | | 30 | | | 157 | | | | | 88 | | | |
| 2.0 CDTI 4x4 (69) (120 kW) Eng.A 20 DTH 7/13-3/17 | | | | | | | | | | | | | | | | | | | |
| 19-8173 | | | F | | | | | 30 | | | 157 | | | | | 88 | | | |
| 19-8175 | | | R | | | | | 30 | | | 157 | | | | | 88 | | | |
| 2.0 CDTI 4x4 (69) (125 kW) Eng.B 20 DTH 11/14-3/17 | | | | | | | | | | | | | | | | | | | |
| 19-8173 | | | F | | | | | 30 | | | 157 | | | | | 88 | | | |
| 19-8175 | | | R | | | | | 30 | | | 157 | | | | | 88 | | | |
| 2.0 Turbo (69) (162 kW) Eng.A 20 NFT, A 20 NHT 7/08-3/17 | | | | | | | | | | | | | | | | | | | |
| 19-7932 | | 01/12- | R | | | | | 30 | | | 157 | | | | | 113 | | | |
| 19-8173 | | | F | | | | | 30 | | | 157 | | | | | 88 | | | |
| 19-8175 | | | R | | | | | 30 | | | 157 | | | | | 88 | | | |

OPEL

| METELLI ref | Spare Parts | | F/R | L/R | | | ABS | A | B | C | D | E | F | G | H | I | L | M | Fig | NOTE |
|---|-------------|--------|-----|-----|--|--|-----|---|----|---|---|-----|---|---|---|---|-----|---|-----|------|
| 2.0 Turbo (69) (184 kW) Eng.A 20 NHT, B 20 NHT 4/14-3/17 | | | | | | | | | | | | | | | | | | | | |
| 19-7932 | | | R | | | | | | 30 | | | 157 | | | | | 113 | | | |
| 19-8173 | | | F | | | | | | 30 | | | 157 | | | | | 88 | | | |
| 19-8175 | | | R | | | | | | 30 | | | 157 | | | | | 88 | | | |
| 2.0 Turbo 4x4 (69) (162 kW) Eng.A 20 NHT 7/08-3/17 | | | | | | | | | | | | | | | | | | | | |
| 19-8173 | | | F | | | | | | 30 | | | 157 | | | | | 88 | | | |
| 19-8175 | | | R | | | | | | 30 | | | 157 | | | | | 88 | | | |
| 2.0 Turbo 4x4 (69) (184 kW) Eng.A 20 NFT, A 20 NHT, B 20 NHT 7/11-3/17 | | | | | | | | | | | | | | | | | | | | |
| 19-8173 | | | F | | | | | | 30 | | | 157 | | | | | 88 | | | |
| 19-8175 | | | R | | | | | | 30 | | | 157 | | | | | 88 | | | |
| 2.0 Turbo E85 (69) (162 kW) Eng.A 20 NFT 7/08-3/17 | | | | | | | | | | | | | | | | | | | | |
| 19-7932 | | 01/12- | R | | | | | | 30 | | | 157 | | | | | 113 | | | |
| 19-8173 | | | F | | | | | | 30 | | | 157 | | | | | 88 | | | |
| 19-8175 | | | R | | | | | | 30 | | | 157 | | | | | 88 | | | |
| 2.8 V6 Turbo 4x4 (69) (191 kW) Eng.A 28 NET 7/08-3/17 | | | | | | | | | | | | | | | | | | | | |
| 19-8173 | | | F | | | | | | 30 | | | 157 | | | | | 88 | | | |
| 19-8175 | | | R | | | | | | 30 | | | 157 | | | | | 88 | | | |
| 2.8 V6 Turbo OPC 4x4 (69) (239 kW) Eng.A 28 NER, B 28 NER 7/09-3/17 | | | | | | | | | | | | | | | | | | | | |
| 19-8173 | | | F | | | | | | 30 | | | 157 | | | | | 88 | | | |
| 19-8175 | | | R | | | | | | 30 | | | 157 | | | | | 88 | | | |
| Insignia A Sports Tourer (G09) 7/08-3/17 | | | | | | | | | | | | | | | | | | | | |
| 1.4 (35) (103 kW) Eng.A 14 NET, B 14 NET 4/11-3/17 | | | | | | | | | | | | | | | | | | | | |
| 19-7932 | | 01/12- | R | | | | | | 30 | | | 157 | | | | | 113 | | | |
| 19-8173 | | | F | | | | | | 30 | | | 157 | | | | | 88 | | | |
| 19-8175 | | | R | | | | | | 30 | | | 157 | | | | | 88 | | | |
| 1.4 LPG (35) (103 kW) Eng.A 14 NET, B 14 NET 9/12-3/17 | | | | | | | | | | | | | | | | | | | | |
| 19-7932 | | | R | | | | | | 30 | | | 157 | | | | | 113 | | | |
| 19-8173 | | | F | | | | | | 30 | | | 157 | | | | | 88 | | | |

OPEL

| METELLI ref | Spare Parts | | F/R | L/R | | ABS | A | B | C | D | E | F | G | H | I | L | M | Fig | NOTE |
|--|-------------|--------|-----|-----|--|-----|---|----|---|---|-----|---|---|---|---|-----|---|-----|------|
| 19-8175 | | | R | | | | | 30 | | | 157 | | | | | 88 | | | |
| 1.6 (35) (85 kW) Eng.A 16 XER 7/08-6/12 | | | | | | | | | | | | | | | | | | | |
| 19-7932 | | 01/12- | R | | | | | 30 | | | 157 | | | | | 113 | | | |
| 19-8173 | | | F | | | | | 30 | | | 157 | | | | | 88 | | | |
| 19-8175 | | | R | | | | | 30 | | | 157 | | | | | 88 | | | |
| 1.6 CDTi (35) (88 kW) Eng.B 16 DTJ 7/15-1/17 | | | | | | | | | | | | | | | | | | | |
| 19-8173 | | | F | | | | | 30 | | | 157 | | | | | 88 | | | |
| 19-8175 | | | R | | | | | 30 | | | 157 | | | | | 88 | | | |
| 1.6 CDTi (35) (100 kW) Eng.B 16 DTH 7/15-12/16 | | | | | | | | | | | | | | | | | | | |
| 19-8173 | | | F | | | | | 30 | | | 157 | | | | | 88 | | | |
| 19-8175 | | | R | | | | | 30 | | | 157 | | | | | 88 | | | |
| 1.6 SIDI (35) (125 kW) Eng.A 16 XHT, B 16 SHL 6/13-3/17 | | | | | | | | | | | | | | | | | | | |
| 19-7932 | | | R | | | | | 30 | | | 157 | | | | | 113 | | | |
| 19-8173 | | | F | | | | | 30 | | | 157 | | | | | 88 | | | |
| 19-8175 | | | R | | | | | 30 | | | 157 | | | | | 88 | | | |
| 1.6 Turbo (35) (132 kW) Eng.A 16 LET 1/09-6/13 | | | | | | | | | | | | | | | | | | | |
| 19-7932 | | 01/12- | R | | | | | 30 | | | 157 | | | | | 113 | | | |
| 19-8173 | | | F | | | | | 30 | | | 157 | | | | | 88 | | | |
| 19-8175 | | | R | | | | | 30 | | | 157 | | | | | 88 | | | |
| 1.8 (35) (103 kW) Eng.A 18 XER, B 18 XER 7/08-3/17 | | | | | | | | | | | | | | | | | | | |
| 19-7932 | | 01/12- | R | | | | | 30 | | | 157 | | | | | 113 | | | |
| 19-8173 | | | F | | | | | 30 | | | 157 | | | | | 88 | | | |
| 19-8175 | | | R | | | | | 30 | | | 157 | | | | | 88 | | | |
| 2.0 Biturbo CDTI (35) (140 kW) Eng.A 20 DTR 7/08-3/17 | | | | | | | | | | | | | | | | | | | |
| 19-7932 | | 01/12- | R | | | | | 30 | | | 157 | | | | | 113 | | | |
| 19-8173 | | | F | | | | | 30 | | | 157 | | | | | 88 | | | |
| 19-8175 | | | R | | | | | 30 | | | 157 | | | | | 88 | | | |
| 2.0 Biturbo CDTI (35) (143 kW) Eng.A 20 DTR 1/12-6/15 | | | | | | | | | | | | | | | | | | | |
| 19-7932 | | | R | | | | | 30 | | | 157 | | | | | 113 | | | |

OPEL

| METELLI ref | Spare Parts | | F/R | L/R | | ABS | A | B | C | D | E | F | G | H | I | L | M | Fig | NOTE |
|--|-------------|--------|-----|-----|--|-----|---|----|---|---|-----|---|---|---|---|-----|---|-----|------|
| 19-8173 | | | F | | | | | 30 | | | 157 | | | | | 88 | | | |
| 19-8175 | | | R | | | | | 30 | | | 157 | | | | | 88 | | | |
| 2.0 Biturbo CDTI 4x4 (35) (140 kW) Eng.A 20 DTR 7/08-3/17 | | | | | | | | | | | | | | | | | | | |
| 19-8173 | | | F | | | | | 30 | | | 157 | | | | | 88 | | | |
| 19-8175 | | | R | | | | | 30 | | | 157 | | | | | 88 | | | |
| 2.0 Biturbo CDTI 4x4 (35) (143 kW) Eng.A 20 DTR 1/12-6/15 | | | | | | | | | | | | | | | | | | | |
| 19-8173 | | | F | | | | | 30 | | | 157 | | | | | 88 | | | |
| 19-8175 | | | R | | | | | 30 | | | 157 | | | | | 88 | | | |
| 2.0 CDTI (35) (81 kW) Eng.A 20 DTC, A 20 DTL 7/08-6/13 | | | | | | | | | | | | | | | | | | | |
| 19-7932 | | 01/12- | R | | | | | 30 | | | 157 | | | | | 113 | | | |
| 19-8173 | | | F | | | | | 30 | | | 157 | | | | | 88 | | | |
| 19-8175 | | | R | | | | | 30 | | | 157 | | | | | 88 | | | |
| 2.0 CDTI (35) (88 kW) Eng.A 20 DTE 3/12-6/15 | | | | | | | | | | | | | | | | | | | |
| 19-7932 | | | R | | | | | 30 | | | 157 | | | | | 113 | | | |
| 19-8173 | | | F | | | | | 30 | | | 157 | | | | | 88 | | | |
| 19-8175 | | | R | | | | | 30 | | | 157 | | | | | 88 | | | |
| 2.0 CDTI (35) (96 kW) Eng.A 20 DT, A 20 DTJ 7/08-6/15 | | | | | | | | | | | | | | | | | | | |
| 19-7932 | | 01/12- | R | | | | | 30 | | | 157 | | | | | 113 | | | |
| 19-8173 | | | F | | | | | 30 | | | 157 | | | | | 88 | | | |
| 19-8175 | | | R | | | | | 30 | | | 157 | | | | | 88 | | | |
| 2.0 CDTI (35) (103 kW) Eng.A 20 DTE 7/13-6/15 | | | | | | | | | | | | | | | | | | | |
| 19-7932 | | | R | | | | | 30 | | | 157 | | | | | 113 | | | |
| 19-8173 | | | F | | | | | 30 | | | 157 | | | | | 88 | | | |
| 19-8175 | | | R | | | | | 30 | | | 157 | | | | | 88 | | | |
| 2.0 CDTI (35) (118 kW) Eng.A 20 DTH 7/08-6/15 | | | | | | | | | | | | | | | | | | | |
| 19-7932 | | 01/12- | R | | | | | 30 | | | 157 | | | | | 113 | | | |
| 19-8173 | | | F | | | | | 30 | | | 157 | | | | | 88 | | | |
| 19-8175 | | | R | | | | | 30 | | | 157 | | | | | 88 | | | |

OPEL

| METELLI ref | Spare Parts | | F/R | L/R | | ABS | A | B | C | D | E | F | G | H | I | L | M | Fig | NOTE |
|--|-------------|--------|-----|-----|--|-----|---|----|---|---|-----|---|---|---|---|-----|---|-----|------|
| 2.0 CDTI (35) (120 kW) Eng.A 20 DTH 7/13-6/15 | | | | | | | | | | | | | | | | | | | |
| 19-7932 | | | R | | | | | 30 | | | 157 | | | | | 113 | | | |
| 19-8173 | | | F | | | | | 30 | | | 157 | | | | | 88 | | | |
| 19-8175 | | | R | | | | | 30 | | | 157 | | | | | 88 | | | |
| 2.0 CDTI (35) (125 kW) Eng.B 20 DTH 11/14-12/16 | | | | | | | | | | | | | | | | | | | |
| 19-8173 | | | F | | | | | 30 | | | 157 | | | | | 88 | | | |
| 19-8175 | | | R | | | | | 30 | | | 157 | | | | | 88 | | | |
| 2.0 CDTI 4x4 (35) (118 kW) Eng.A 20 DTH 6/10-6/15 | | | | | | | | | | | | | | | | | | | |
| 19-8173 | | | F | | | | | 30 | | | 157 | | | | | 88 | | | |
| 19-8175 | | | R | | | | | 30 | | | 157 | | | | | 88 | | | |
| 2.0 CDTI 4x4 (35) (120 kW) Eng.A 20 DTH 7/13-6/15 | | | | | | | | | | | | | | | | | | | |
| 19-8173 | | | F | | | | | 30 | | | 157 | | | | | 88 | | | |
| 19-8175 | | | R | | | | | 30 | | | 157 | | | | | 88 | | | |
| 2.0 CDTI 4x4 (35) (125 kW) Eng.B 20 DTH 11/14-12/16 | | | | | | | | | | | | | | | | | | | |
| 19-8173 | | | F | | | | | 30 | | | 157 | | | | | 88 | | | |
| 19-8175 | | | R | | | | | 30 | | | 157 | | | | | 88 | | | |
| 2.0 E85 Turbo (35) (162 kW) Eng.A 20 NFT 9/10-11/11 | | | | | | | | | | | | | | | | | | | |
| 19-8173 | | | F | | | | | 30 | | | 157 | | | | | 88 | | | |
| 19-8175 | | | R | | | | | 30 | | | 157 | | | | | 88 | | | |
| 2.0 Turbo (35) (162 kW) Eng.A 20 NFT (09.12-), A 20 NHT 7/08-6/13 | | | | | | | | | | | | | | | | | | | |
| 19-7932 | | 01/12- | R | | | | | 30 | | | 157 | | | | | 113 | | | |
| 19-8173 | | | F | | | | | 30 | | | 157 | | | | | 88 | | | |
| 19-8175 | | | R | | | | | 30 | | | 157 | | | | | 88 | | | |
| 2.0 Turbo (35) (184 kW) Eng.A 20 NHT, B 20 NHT 4/14-3/17 | | | | | | | | | | | | | | | | | | | |
| 19-7932 | | | R | | | | | 30 | | | 157 | | | | | 113 | | | |
| 19-8173 | | | F | | | | | 30 | | | 157 | | | | | 88 | | | |
| 19-8175 | | | R | | | | | 30 | | | 157 | | | | | 88 | | | |
| 2.0 Turbo 4x4 (35) (162 kW) Eng.A 20 NHT 7/08-6/11 | | | | | | | | | | | | | | | | | | | |
| 19-8173 | | | F | | | | | 30 | | | 157 | | | | | 88 | | | |

OPEL

| METELLI ref | Spare Parts | | F/R | L/R | | | ABS | A | B | C | D | E | F | G | H | I | L | M | Fig | NOTE |
|---|-------------|--|-----|-----|--|--|-----|---|----|---|---|-----|---|---|---|---|----|---|-----|------|
| 19-8175 | | | R | | | | | | 30 | | | 157 | | | | | 88 | | | |
| 2.0 Turbo 4x4 (35) (184 kW) Eng.A 20 NFT, A 20 NHT, B 20 NHT 9/11-6/13 | | | | | | | | | | | | | | | | | | | | |
| 19-8173 | | | F | | | | | | 30 | | | 157 | | | | | 88 | | | |
| 19-8175 | | | R | | | | | | 30 | | | 157 | | | | | 88 | | | |
| 2.8 V6 Turbo 4x4 (35) (191 kW) Eng.A 28 NET 10/08-6/13 | | | | | | | | | | | | | | | | | | | | |
| 19-8173 | | | F | | | | | | 30 | | | 157 | | | | | 88 | | | |
| 19-8175 | | | R | | | | | | 30 | | | 157 | | | | | 88 | | | |
| 2.8 V6 Turbo OPC 4x4 (35) (239 kW) Eng.A 28 NER, B 28 NER 7/09-3/17 | | | | | | | | | | | | | | | | | | | | |
| 19-8173 | | | F | | | | | | 30 | | | 157 | | | | | 88 | | | |
| 19-8175 | | | R | | | | | | 30 | | | 157 | | | | | 88 | | | |

Kadett B 9/65-12/84

1.1 (33 kW) Eng.11 N 9/65-7/71

| | | | | | | | | | | | | | | | | | | | | |
|---------|--|--------|---|--|--|--|--|--|--|-------|-------|--|--|--|--|--|-------|--|--|--|
| 19-2171 | | 01/68- | F | | | | | | | 17,46 | 50,29 | | | | | | 14,73 | | | |
|---------|--|--------|---|--|--|--|--|--|--|-------|-------|--|--|--|--|--|-------|--|--|--|

1.1 (37 kW) Eng.11 N 8/71-8/73

| | | | | | | | | | | | | | | | | | | | | |
|---------|--|--|---|--|--|--|--|--|--|-------|-------|--|--|--|--|--|-------|--|--|--|
| 19-2171 | | | F | | | | | | | 17,46 | 50,29 | | | | | | 14,73 | | | |
|---------|--|--|---|--|--|--|--|--|--|-------|-------|--|--|--|--|--|-------|--|--|--|

1.1 S (40 kW) Eng.11 S 9/65-7/71

| | | | | | | | | | | | | | | | | | | | | |
|---------|--|--------|---|--|--|--|--|--|--|-------|-------|--|--|--|--|--|-------|--|--|--|
| 19-2171 | | 01/68- | F | | | | | | | 17,46 | 50,29 | | | | | | 14,73 | | | |
|---------|--|--------|---|--|--|--|--|--|--|-------|-------|--|--|--|--|--|-------|--|--|--|

1.1 SR (44 kW) Eng.11 SR 11/66-7/71

| | | | | | | | | | | | | | | | | | | | | |
|---------|--|--------|---|--|--|--|--|--|--|-------|-------|--|--|--|--|--|-------|--|--|--|
| 19-2171 | | 01/68- | F | | | | | | | 17,46 | 50,29 | | | | | | 14,73 | | | |
|---------|--|--------|---|--|--|--|--|--|--|-------|-------|--|--|--|--|--|-------|--|--|--|

1.2 S (44 kW) Eng.12 S 8/71-8/73

| | | | | | | | | | | | | | | | | | | | | |
|---------|--|--|---|--|--|--|--|--|--|-------|-------|--|--|--|--|--|-------|--|--|--|
| 19-2171 | | | F | | | | | | | 17,46 | 50,29 | | | | | | 14,73 | | | |
|---------|--|--|---|--|--|--|--|--|--|-------|-------|--|--|--|--|--|-------|--|--|--|

1.7 (55 kW) Eng.17 S 8/67-8/71

| | | | | | | | | | | | | | | | | | | | | |
|---------|--|--------|---|--|--|--|--|--|--|-------|-------|--|--|--|--|--|-------|--|--|--|
| 19-2171 | | 01/68- | F | | | | | | | 17,46 | 50,29 | | | | | | 14,73 | | | |
|---------|--|--------|---|--|--|--|--|--|--|-------|-------|--|--|--|--|--|-------|--|--|--|

Kadett B Coupe 9/65-8/73

1.1 (33 kW) Eng.11 N 9/65-7/71

| | | | | | | | | | | | | | | | | | | | | |
|---------|--|--------|---|--|--|--|--|--|--|-------|-------|--|--|--|--|--|-------|--|--|--|
| 19-2171 | | 01/68- | F | | | | | | | 17,46 | 50,29 | | | | | | 14,73 | | | |
|---------|--|--------|---|--|--|--|--|--|--|-------|-------|--|--|--|--|--|-------|--|--|--|

OPEL

| METELLI ref | Spare Parts | | F/R | L/R | | | ABS | A | B | C | D | E | F | G | H | I | L | M | Fig | NOTE |
|--|-------------|--------|-----|-----|--|--|-----|---|---|-------|-------|---|---|---|---|---|---|-------|-----|------|
| 1.1 (37 kW) Eng.11 N 8/71-8/73 | | | | | | | | | | | | | | | | | | | | |
| 19-2171 | | | F | | | | | | | 17,46 | 50,29 | | | | | | | 14,73 | | |
| 1.1 (40 kW) Eng.11 S 9/65-7/71 | | | | | | | | | | | | | | | | | | | | |
| 19-2171 | | 01/68- | F | | | | | | | 17,46 | 50,29 | | | | | | | 14,73 | | |
| 1.1 (44 kW) Eng.11 SR 11/66-7/71 | | | | | | | | | | | | | | | | | | | | |
| 19-2171 | | 01/68- | F | | | | | | | 17,46 | 50,29 | | | | | | | 14,73 | | |
| 1.2 (44 kW) Eng.12 S 8/71-8/73 | | | | | | | | | | | | | | | | | | | | |
| 19-2171 | | | F | | | | | | | 17,46 | 50,29 | | | | | | | 14,73 | | |
| 1.9 (66 kW) Eng.19 S 8/67-8/73 | | | | | | | | | | | | | | | | | | | | |
| 19-2171 | | 01/68- | F | | | | | | | 17,46 | 50,29 | | | | | | | 14,73 | | |
| Kadett B SW 9/65-12/84 | | | | | | | | | | | | | | | | | | | | |
| 1.1 (33 kW) Eng.11 N 9/65-7/71 | | | | | | | | | | | | | | | | | | | | |
| 19-2171 | | 01/68- | F | | | | | | | 17,46 | 50,29 | | | | | | | 14,73 | | |
| 1.1 (37 kW) Eng.11 N 8/71-8/73 | | | | | | | | | | | | | | | | | | | | |
| 19-2171 | | | F | | | | | | | 17,46 | 50,29 | | | | | | | 14,73 | | |
| 1.1 (40 kW) Eng.11 S 9/65-7/71 | | | | | | | | | | | | | | | | | | | | |
| 19-2171 | | 01/68- | F | | | | | | | 17,46 | 50,29 | | | | | | | 14,73 | | |
| 1.2 (44 kW) Eng.12 S 8/71-8/73 | | | | | | | | | | | | | | | | | | | | |
| 19-2171 | | | F | | | | | | | 17,46 | 50,29 | | | | | | | 14,73 | | |
| Kadett C 8/73-7/79 | | | | | | | | | | | | | | | | | | | | |
| 1.0 (29 kW) Eng.10 N 1/74-7/79 | | | | | | | | | | | | | | | | | | | | |
| 19-2171 | | -12/76 | F | | | | | | | 17,46 | 50,29 | | | | | | | 14,73 | | |
| 19-2172 | | 01/76- | F | | | | | | | 17,46 | 50,29 | | | | | | | 14,73 | | |
| 1.2 (38 kW) Eng.12 N 8/73-4/77 | | | | | | | | | | | | | | | | | | | | |
| 19-2171 | | -12/76 | F | | | | | | | 17,46 | 50,29 | | | | | | | 14,73 | | |
| 19-2172 | | 01/76- | F | | | | | | | 17,46 | 50,29 | | | | | | | 14,73 | | |

OPEL

| METELLI ref | Spare Parts | | F/R | L/R | | | ABS | A | B | C | D | E | F | G | H | I | L | M | Fig | NOTE |
|--|-------------|--------|-----|-----|--|--|-----|---|---|-------|-------|---|---|---|---|---|-------|---|-----|------|
| 1.2 (40 kW) Eng.12 N 8/73-7/79 | | | | | | | | | | | | | | | | | | | | |
| 19-2171 | | -12/76 | F | | | | | | | 17,46 | 50,29 | | | | | | 14,73 | | | |
| 19-2172 | | 01/76- | F | | | | | | | 17,46 | 50,29 | | | | | | 14,73 | | | |
| 1.2 S (44 kW) Eng.12 S 8/73-7/79 | | | | | | | | | | | | | | | | | | | | |
| 19-2171 | | -12/76 | F | | | | | | | 17,46 | 50,29 | | | | | | 14,73 | | | |
| 19-2172 | | 01/76- | F | | | | | | | 17,46 | 50,29 | | | | | | 14,73 | | | |
| 1.6 S (55 kW) Eng.16 S (05.77-07.79) 9/76-7/79 | | | | | | | | | | | | | | | | | | | | |
| 19-2172 | | | F | | | | | | | 17,46 | 50,29 | | | | | | 14,73 | | | |
| Kadett C City 8/73-7/79 | | | | | | | | | | | | | | | | | | | | |
| 1.0 (29 kW) Eng.10 N 5/75-7/79 | | | | | | | | | | | | | | | | | | | | |
| 19-2171 | | -12/76 | F | | | | | | | 17,46 | 50,29 | | | | | | 14,73 | | | |
| 19-2172 | | 01/76- | F | | | | | | | 17,46 | 50,29 | | | | | | 14,73 | | | |
| 1.2 (38 kW) Eng.12 N 5/75-4/77 | | | | | | | | | | | | | | | | | | | | |
| 19-2171 | | -12/76 | F | | | | | | | 17,46 | 50,29 | | | | | | 14,73 | | | |
| 19-2172 | | 01/76- | F | | | | | | | 17,46 | 50,29 | | | | | | 14,73 | | | |
| 1.2 (40 kW) Eng.12 N 7/76-7/79 | | | | | | | | | | | | | | | | | | | | |
| 19-2171 | | -12/76 | F | | | | | | | 17,46 | 50,29 | | | | | | 14,73 | | | |
| 19-2172 | | | F | | | | | | | 17,46 | 50,29 | | | | | | 14,73 | | | |
| 1.2 S (44 kW) Eng.12 S 8/73-7/79 | | | | | | | | | | | | | | | | | | | | |
| 19-2171 | | -12/76 | F | | | | | | | 17,46 | 50,29 | | | | | | 14,73 | | | |
| 19-2172 | | 01/76- | F | | | | | | | 17,46 | 50,29 | | | | | | 14,73 | | | |
| 1.6 S (55 kW) Eng.16 S (05.77-07.79) 5/77-7/79 | | | | | | | | | | | | | | | | | | | | |
| 19-2172 | | | F | | | | | | | 17,46 | 50,29 | | | | | | 14,73 | | | |
| Kadett C Coupe 8/73-7/79 | | | | | | | | | | | | | | | | | | | | |
| 1.0 (29 kW) Eng.10 N 1/74-7/79 | | | | | | | | | | | | | | | | | | | | |
| 19-2171 | | -12/76 | F | | | | | | | 17,46 | 50,29 | | | | | | 14,73 | | | |
| 19-2172 | | 01/76- | F | | | | | | | 17,46 | 50,29 | | | | | | 14,73 | | | |

OPEL

| METELLI ref | Spare Parts | | F/R | L/R | | | ABS | A | B | C | D | E | F | G | H | I | L | M | Fig | NOTE |
|--|-------------|--------|-----|-----|--|--|-----|---|---|-------|-------|---|---|---|---|---|---|---|-------|------|
| 1.2 (38 kW) Eng.12 N 8/73-4/77 | | | | | | | | | | | | | | | | | | | | |
| 19-2171 | | -12/76 | F | | | | | | | 17,46 | 50,29 | | | | | | | | 14,73 | |
| 19-2172 | | 01/76- | F | | | | | | | 17,46 | 50,29 | | | | | | | | 14,73 | |
| 1.2 (40 kW) Eng.12 N 8/73-7/79 | | | | | | | | | | | | | | | | | | | | |
| 19-2171 | | -12/76 | F | | | | | | | 17,46 | 50,29 | | | | | | | | 14,73 | |
| 19-2172 | | 01/76- | F | | | | | | | 17,46 | 50,29 | | | | | | | | 14,73 | |
| 1.2 S (44 kW) Eng.12 S 8/73-7/79 | | | | | | | | | | | | | | | | | | | | |
| 19-2171 | | -12/76 | F | | | | | | | 17,46 | 50,29 | | | | | | | | 14,73 | |
| 19-2172 | | 01/76- | F | | | | | | | 17,46 | 50,29 | | | | | | | | 14,73 | |
| 1.6 S (55 kW) Eng.16 S (05.77-07.79) 5/77-7/79 | | | | | | | | | | | | | | | | | | | | |
| 19-2172 | | | F | | | | | | | 17,46 | 50,29 | | | | | | | | 14,73 | |
| 1.9 GT/E (77 kW) Eng.19 E 9/75-7/77 | | | | | | | | | | | | | | | | | | | | |
| 19-2172 | | | F | | | | | | | 17,46 | 50,29 | | | | | | | | 14,73 | |
| 2.0 E Rallye (81 kW) Eng.20 E 8/77-7/79 | | | | | | | | | | | | | | | | | | | | |
| 19-2172 | | | F | | | | | | | 17,46 | 50,29 | | | | | | | | 14,73 | |
| 2.0 GT/E (85 kW) Eng.20 EH 8/77-7/79 | | | | | | | | | | | | | | | | | | | | |
| 19-2172 | | | F | | | | | | | 17,46 | 50,29 | | | | | | | | 14,73 | |
| Kadett C SW 8/73-7/79 | | | | | | | | | | | | | | | | | | | | |
| 1.0 (29 kW) Eng.10 N 1/74-7/79 | | | | | | | | | | | | | | | | | | | | |
| 19-2171 | | -12/76 | F | | | | | | | 17,46 | 50,29 | | | | | | | | 14,73 | |
| 19-2172 | | 01/76- | F | | | | | | | 17,46 | 50,29 | | | | | | | | 14,73 | |
| 1.2 (38 kW) Eng.12 N 8/73-4/77 | | | | | | | | | | | | | | | | | | | | |
| 19-2171 | | -12/76 | F | | | | | | | 17,46 | 50,29 | | | | | | | | 14,73 | |
| 19-2172 | | 01/76- | F | | | | | | | 17,46 | 50,29 | | | | | | | | 14,73 | |
| 1.2 (40 kW) Eng.12 N 8/73-7/79 | | | | | | | | | | | | | | | | | | | | |
| 19-2171 | | -12/76 | F | | | | | | | 17,46 | 50,29 | | | | | | | | 14,73 | |
| 19-2172 | | 01/76- | F | | | | | | | 17,46 | 50,29 | | | | | | | | 14,73 | |

OPEL

| METELLI ref | Spare Parts | | F/R | L/R | | | ABS | A | B | C | D | E | F | G | H | I | L | M | Fig | NOTE |
|--|-------------|--------|-----|-----|--|--|-----|---|---|-------|-------|---|---|---|---|---|-------|---|-----|------|
| 1.2 S (44 kW) Eng.12 S 8/73-7/79 | | | | | | | | | | | | | | | | | | | | |
| 19-2171 | | -12/76 | F | | | | | | | 17,46 | 50,29 | | | | | | 14,73 | | | |
| 19-2172 | | 01/76- | F | | | | | | | 17,46 | 50,29 | | | | | | 14,73 | | | |
| 1.6 S (55 kW) Eng.16 S (05.77-07.79) 5/77-7/79 | | | | | | | | | | | | | | | | | | | | |
| 19-2172 | | | F | | | | | | | 17,46 | 50,29 | | | | | | 14,73 | | | |
| Kadett D (31_-34_, 41_-44_) 8/79-8/84 | | | | | | | | | | | | | | | | | | | | |
| 1.0 (30 kW) Eng.10 N 9/79-8/82 | | | | | | | | | | | | | | | | | | | | |
| 19-2173 | | | F | | | | | | | 34 | 64 | | | | | | 37 | | | |
| 1.0 (33 kW) Eng.10 S 9/79-8/84 | | | | | | | | | | | | | | | | | | | | |
| 19-2173 | | | F | | | | | | | 34 | 64 | | | | | | 37 | | | |
| 1.2 (39 kW) Eng.12 N 8/79-7/82 | | | | | | | | | | | | | | | | | | | | |
| 19-2172 | | | R | | | | | | | 17,46 | 50,29 | | | | | | 14,73 | | | |
| 19-2173 | | | F | | | | | | | 34 | 64 | | | | | | 37 | | | |
| 1.2 (40 kW) Eng.12 ST 8/82-8/84 | | | | | | | | | | | | | | | | | | | | |
| 19-2172 | | | R | | | | | | | 17,46 | 50,29 | | | | | | 14,73 | | | |
| 19-2173 | | | F | | | | | | | 34 | 64 | | | | | | 37 | | | |
| 1.2 S (44 kW) Eng.12 S 8/79-8/84 | | | | | | | | | | | | | | | | | | | | |
| 19-2172 | | | R | | | | | | | 17,46 | 50,29 | | | | | | 14,73 | | | |
| 19-2173 | | | F | | | | | | | 34 | 64 | | | | | | 37 | | | |
| 1.3 N (44 kW) Eng.13 N (08.79-08.84) 8/79-8/84 | | | | | | | | | | | | | | | | | | | | |
| 19-2172 | | | R | | | | | | | 17,46 | 50,29 | | | | | | 14,73 | | | |
| 19-2173 | | | F | | | | | | | 34 | 64 | | | | | | 37 | | | |
| 1.3 S (55 kW) Eng.13 S (08.79-08.84) 8/79-8/84 | | | | | | | | | | | | | | | | | | | | |
| 19-2172 | | | R | | | | | | | 17,46 | 50,29 | | | | | | 14,73 | | | |
| 19-2173 | | | F | | | | | | | 34 | 64 | | | | | | 37 | | | |
| 1.6 D (40 kW) Eng.16 D (-08.84) 3/82-8/84 | | | | | | | | | | | | | | | | | | | | |
| 19-2172 | | | R | | | | | | | 17,46 | 50,29 | | | | | | 14,73 | | | |
| 19-2174 | | | F | | | | | | | 39 | 72 | | | | | | 37 | | | |

OPEL

| METELLI ref | Spare Parts | F/R | L/R | | | ABS | A | B | C | D | E | F | G | H | I | L | M | Fig | NOTE |
|---|-------------|-----|-----|--|--|-----|---|---|-------|-------|---|---|---|---|---|---|---|-------|------|
| Kadett D SW (35_, 36_, 45_, 46_) 8/79-8/84 | | | | | | | | | | | | | | | | | | | |
| 1.2 (39 kW) Eng.12 N 8/79-7/82 | | | | | | | | | | | | | | | | | | | |
| 19-2172 | | R | | | | | | | 17,46 | 50,29 | | | | | | | | 14,73 | |
| 19-2173 | | F | | | | | | | 34 | 64 | | | | | | | | 37 | |
| 1.2 S (44 kW) Eng.12 S 8/79-8/84 | | | | | | | | | | | | | | | | | | | |
| 19-2172 | | R | | | | | | | 17,46 | 50,29 | | | | | | | | 14,73 | |
| 19-2173 | | F | | | | | | | 34 | 64 | | | | | | | | 37 | |
| 1.3 N (44 kW) Eng.13 N (08.79-08.84) 8/79-8/84 | | | | | | | | | | | | | | | | | | | |
| 19-2172 | | R | | | | | | | 17,46 | 50,29 | | | | | | | | 14,73 | |
| 19-2173 | | F | | | | | | | 34 | 64 | | | | | | | | 37 | |
| 1.3 S (55 kW) Eng.13 S (08.79-08.84) 8/79-8/84 | | | | | | | | | | | | | | | | | | | |
| 19-2172 | | R | | | | | | | 17,46 | 50,29 | | | | | | | | 14,73 | |
| 19-2173 | | F | | | | | | | 34 | 64 | | | | | | | | 37 | |
| 1.6 D (40 kW) Eng.16 D (-08.84) 3/82-8/84 | | | | | | | | | | | | | | | | | | | |
| 19-2172 | | R | | | | | | | 17,46 | 50,29 | | | | | | | | 14,73 | |
| 19-2174 | | F | | | | | | | 39 | 72 | | | | | | | | 37 | |
| 1.6 S (66 kW) Eng.16 SH 9/81-8/84 | | | | | | | | | | | | | | | | | | | |
| 19-2172 | | R | | | | | | | 17,46 | 50,29 | | | | | | | | 14,73 | |
| 19-2174 | | F | | | | | | | 39 | 72 | | | | | | | | 37 | |
| Kadett E (T85) 1/84-12/93 | | | | | | | | | | | | | | | | | | | |
| 1.2 (C19, D19) (40 kW) Eng.12 SC 9/84-7/86 | | | | | | | | | | | | | | | | | | | |
| 19-2172 | | R | | | | | | | 17,46 | 50,29 | | | | | | | | 14,73 | |
| 19-2178 | | F | | | | | | | 34 | 66 | | | | | | | | 37 | |
| 1.3 i Cat (C19, D19) (44 kW) Eng.C 13 N 9/85-8/91 | | | | | | | | | | | | | | | | | | | |
| 19-2172 | | R | | | | | | | 17,46 | 50,29 | | | | | | | | 14,73 | |
| 19-2178 | | F | | | | | | | 34 | 66 | | | | | | | | 37 | |

OPEL

| METELLI ref | Spare Parts | | F/R | L/R | | | ABS | A | B | C | D | E | F | G | H | I | L | M | Fig | NOTE |
|--|-------------|--|-----|-----|--|--|-----|---|---|-------|-------|---|---|---|---|---|---|---|-------|------|
| 1.7 D (C19, D19) (42 kW) Eng.17 D (-08.91) 2/89-8/91 | | | | | | | | | | | | | | | | | | | | |
| 19-2172 | | | R | | | | | | | 17,46 | 50,29 | | | | | | | | 14,73 | |
| 19-2174 | | | F | | | | | | | 39 | 72 | | | | | | | | 37 | |
| 1.8 (C19, D19) (84 kW) Eng.18 E 9/87-8/90 | | | | | | | | | | | | | | | | | | | | |
| 19-2172 | | | R | | | | | | | 17,46 | 50,29 | | | | | | | | 14,73 | |
| 19-2174 | | | F | | | | | | | 39 | 72 | | | | | | | | 37 | |
| 1.8 i (C19, D19) (66 kW) Eng.18 SV, C 18 NT, C 18 NZ 8/89-5/92 | | | | | | | | | | | | | | | | | | | | |
| 19-2174 | | | F | | | | | | | 39 | 72 | | | | | | | | 37 | |
| 1.8 i (C19, D19) (74 kW) Eng.C 18 NE 10/85-8/86 | | | | | | | | | | | | | | | | | | | | |
| 19-2172 | | | R | | | | | | | 17,46 | 50,29 | | | | | | | | 14,73 | |
| 19-2174 | | | F | | | | | | | 39 | 72 | | | | | | | | 37 | |
| 1.8 i (C19, D19) (85 kW) Eng.18 E, 18 SE 9/84-8/86 | | | | | | | | | | | | | | | | | | | | |
| 19-2172 | | | R | | | | | | | 17,46 | 50,29 | | | | | | | | 14,73 | |
| 19-2174 | | | F | | | | | | | 39 | 72 | | | | | | | | 37 | |
| 1.8 S (C19, D19) (62 kW) Eng.E 18 NV, S 18 NV 9/87-8/91 | | | | | | | | | | | | | | | | | | | | |
| 19-2172 | | | R | | | | | | | 17,46 | 50,29 | | | | | | | | 14,73 | |
| 19-2174 | | | F | | | | | | | 39 | 72 | | | | | | | | 37 | |
| 2.0 i (C19, D19) (85 kW) Eng.20 NE, 20 SE 9/87-5/92 | | | | | | | | | | | | | | | | | | | | |
| 19-2172 | | | R | | | | | | | 17,46 | 50,29 | | | | | | | | 14,73 | |
| 19-2174 | | | F | | | | | | | 39 | 72 | | | | | | | | 37 | |
| 2.0 i Cat (C19, D19) (85 kW) Eng.C 20 NE 3/87-5/92 | | | | | | | | | | | | | | | | | | | | |
| 19-2172 | | | R | | | | | | | 17,46 | 50,29 | | | | | | | | 14,73 | |
| 19-2174 | | | F | | | | | | | 39 | 72 | | | | | | | | 37 | |
| Kadett E Cabrio (T85) 10/86-2/93 | | | | | | | | | | | | | | | | | | | | |
| 1.3 S (55 kW) Eng.13 S (03.87-08.89) 3/87-2/93 | | | | | | | | | | | | | | | | | | | | |
| 19-2172 | | | R | | | | | | | 17,46 | 50,29 | | | | | | | | 14,73 | |
| 19-2178 | | | F | | | | | | | 34 | 66 | | | | | | | | 37 | |

OPEL

| METELLI ref | Spare Parts | F/R | L/R | ABS | A | B | C | D | E | F | G | H | I | L | M | Fig | NOTE |
|--|-------------|-----|-----|-----|---|---|-------|-------|---|---|---|---|---|-------|---|-----|------|
| Kadett E Hatchback (T85) 9/84-8/91 | | | | | | | | | | | | | | | | | |
| 1.2 (C08, C48, D08, D48) (40 kW) Eng.12 SC 9/84-7/86 | | | | | | | | | | | | | | | | | |
| 19-2172 | | R | | | | | 17,46 | 50,29 | | | | | | 14,73 | | | |
| 19-2178 | | F | | | | | 34 | 66 | | | | | | 37 | | | |
| 1.3 (C08, C48, D08, D48) (50 kW) Eng.13 S 1/85-12/87 | | | | | | | | | | | | | | | | | |
| 19-2172 | | R | | | | | 17,46 | 50,29 | | | | | | 14,73 | | | |
| 1.3 i Cat (C08, C48, D08, D48) (44 kW) Eng.C 13 N 9/85-8/91 | | | | | | | | | | | | | | | | | |
| 19-2172 | | R | | | | | 17,46 | 50,29 | | | | | | 14,73 | | | |
| 19-2178 | | F | | | | | 34 | 66 | | | | | | 37 | | | |
| 1.3 N (C08, C48, D08, D48) (44 kW) Eng.13 N (09.84-08.86), 13 NB 9/84-8/91 | | | | | | | | | | | | | | | | | |
| 19-2172 | | R | | | | | 17,46 | 50,29 | | | | | | 14,73 | | | |
| 19-2178 | | F | | | | | 34 | 66 | | | | | | 37 | | | |
| 1.3 S (C08, C48, D08, D48) (55 kW) Eng.13 S (09.84-08.87) 9/84-8/87 | | | | | | | | | | | | | | | | | |
| 19-2172 | | R | | | | | 17,46 | 50,29 | | | | | | 14,73 | | | |
| 19-2178 | | F | | | | | 34 | 66 | | | | | | 37 | | | |
| 1.4 i (C08, C48, D08, D48) (44 kW) Eng.C 14 NZ 1/90-8/91 | | | | | | | | | | | | | | | | | |
| 19-2172 | | R | | | | | 17,46 | 50,29 | | | | | | 14,73 | | | |
| 19-2178 | | F | | | | | 34 | 66 | | | | | | 37 | | | |
| 1.4 S (C08, C48, D08, D48) (55 kW) Eng.14 NV 1/90-8/91 | | | | | | | | | | | | | | | | | |
| 19-2172 | | R | | | | | 17,46 | 50,29 | | | | | | 14,73 | | | |
| 19-2178 | | F | | | | | 34 | 66 | | | | | | 37 | | | |
| 1.4 S (C08, C48, D08, D48) (60 kW) Eng.C 14 SE 9/89-8/91 | | | | | | | | | | | | | | | | | |
| 19-2172 | | R | | | | | 17,46 | 50,29 | | | | | | 14,73 | | | |
| 19-2178 | | F | | | | | 34 | 66 | | | | | | 37 | | | |
| 1.5 TD (C08, C48, D08, D48) (53 kW) Eng.15 TD 7/88-8/91 | | | | | | | | | | | | | | | | | |
| 19-2172 | | R | | | | | 17,46 | 50,29 | | | | | | 14,73 | | | |
| 19-2174 | | F | | | | | 39 | 72 | | | | | | 37 | | | |

OPEL

| METELLI ref | Spare Parts | | F/R | L/R | | | ABS | A | B | C | D | E | F | G | H | I | L | M | Fig | NOTE |
|---|-------------|--|-----|-----|--|--|-----|---|---|-------|-------|---|---|---|---|---|---|---|-------|------|
| 1.6 D (C08, C48, D08, D48) (40 kW) Eng.16 D (09.84-09.85), 16 DA (09.85-.) 9/84-1/89 | | | | | | | | | | | | | | | | | | | | |
| 19-2172 | | | R | | | | | | | 17,46 | 50,29 | | | | | | | | 14,73 | |
| 19-2174 | | | F | | | | | | | 39 | 72 | | | | | | | | 37 | |
| 1.6 i (C08, C48, D08, D48) (55 kW) Eng.E 16 NZ 9/86-8/91 | | | | | | | | | | | | | | | | | | | | |
| 19-2172 | | | R | | | | | | | 17,46 | 50,29 | | | | | | | | 14,73 | |
| 19-2178 | | | F | | | | | | | 34 | 66 | | | | | | | | 37 | |
| 1.6 i Cat (C08, C48, D08, D48) (55 kW) Eng.C 16 LZ (09.86-10.87), C 16 NZ (10.87-08.91) 9/86-8/91 | | | | | | | | | | | | | | | | | | | | |
| 19-2172 | | | R | | | | | | | 17,46 | 50,29 | | | | | | | | 14,73 | |
| 19-2178 | | | F | | | | | | | 34 | 66 | | | | | | | | 37 | |
| 1.6 S (C08, C48, D08, D48) (60 kW) Eng.16 SV 9/86-8/91 | | | | | | | | | | | | | | | | | | | | |
| 19-2172 | | | R | | | | | | | 17,46 | 50,29 | | | | | | | | 14,73 | |
| 19-2178 | | | F | | | | | | | 34 | 66 | | | | | | | | 37 | |
| 1.7 D (C08, C48, D08, D48) (42 kW) Eng.17 D (-.08.91) 2/89-8/91 | | | | | | | | | | | | | | | | | | | | |
| 19-2172 | | | R | | | | | | | 17,46 | 50,29 | | | | | | | | 14,73 | |
| 19-2174 | | | F | | | | | | | 39 | 72 | | | | | | | | 37 | |
| 1.8 E (C08, C48, D08, D48) (74 kW) Eng.C 18 NE 10/85-8/86 | | | | | | | | | | | | | | | | | | | | |
| 19-2172 | | | R | | | | | | | 17,46 | 50,29 | | | | | | | | 14,73 | |
| 19-2174 | | | F | | | | | | | 39 | 72 | | | | | | | | 37 | |
| 1.8 GSI (C08, C48, D08, D48) (85 kW) Eng.18 E 9/84-8/86 | | | | | | | | | | | | | | | | | | | | |
| 19-2172 | | | R | | | | | | | 17,46 | 50,29 | | | | | | | | 14,73 | |
| 19-2174 | | | F | | | | | | | 39 | 72 | | | | | | | | 37 | |
| 1.8 i (C08, C48, D08, D48) (66 kW) Eng.C 18 NT, C 18 NZ 6/85-8/91 | | | | | | | | | | | | | | | | | | | | |
| 19-2172 | | | R | | | | | | | 17,46 | 50,29 | | | | | | | | 14,73 | |
| 19-2174 | | | F | | | | | | | 39 | 72 | | | | | | | | 37 | |
| 1.8 S (C08, C48, D08, D48) (62 kW) Eng.E 18 NV, S 18 NV 9/87-8/91 | | | | | | | | | | | | | | | | | | | | |
| 19-2172 | | | R | | | | | | | 17,46 | 50,29 | | | | | | | | 14,73 | |
| 19-2174 | | | F | | | | | | | 39 | 72 | | | | | | | | 37 | |
| 2.0 GSI (C08, C48, D08, D48) (85 kW) Eng.20 NE 9/86-8/91 | | | | | | | | | | | | | | | | | | | | |
| 19-2172 | | | R | | | | | | | 17,46 | 50,29 | | | | | | | | 14,73 | |

OPEL

| METELLI ref | Spare Parts | F/R | L/R | ABS | A | B | C | D | E | F | G | H | I | L | M | Fig | NOTE |
|--|-------------|-----|-----|-----|---|---|-------|-------|---|---|---|---|---|-------|---|-----|------|
| 19-2174 | | F | | | | | 39 | 72 | | | | | | 37 | | | |
| 2.0 GSI (C08, C48, D08, D48) (95 kW) Eng.20 SEH 9/86-8/91 | | | | | | | | | | | | | | | | | |
| 19-2172 | | R | | | | | 17,46 | 50,29 | | | | | | 14,73 | | | |
| 19-2174 | | F | | | | | 39 | 72 | | | | | | 37 | | | |
| 2.0 GSI 16V (C08, C48, D08, D48) (110 kW) Eng.20 XEJ, C 20 XE 3/88-8/91 | | | | | | | | | | | | | | | | | |
| 19-2172 | | R | | | | | 17,46 | 50,29 | | | | | | 14,73 | | | |
| 19-2174 | | F | | | | | 39 | 72 | | | | | | 37 | | | |
| 2.0 GSI 16V (C08, C48, D08, D48) (115 kW) Eng.20 XE 12/87-8/91 | | | | | | | | | | | | | | | | | |
| 19-2172 | | R | | | | | 17,46 | 50,29 | | | | | | 14,73 | | | |
| 19-2174 | | F | | | | | 39 | 72 | | | | | | 37 | | | |
| 2.0 GSI 16V Cat (C08, C48, D08, D48) (110 kW) Eng.C 20 XE 3/88-8/91 | | | | | | | | | | | | | | | | | |
| 19-2172 | | R | | | | | 17,46 | 50,29 | | | | | | 14,73 | | | |
| 19-2174 | | F | | | | | 39 | 72 | | | | | | 37 | | | |
| 2.0 GSI Cat (C08, C48, D08, D48) (85 kW) Eng.C 20 NE 9/86-8/91 | | | | | | | | | | | | | | | | | |
| 19-2172 | | R | | | | | 17,46 | 50,29 | | | | | | 14,73 | | | |
| 19-2174 | | F | | | | | 39 | 72 | | | | | | 37 | | | |
| Kadett E SW (T85) 9/84-8/91 | | | | | | | | | | | | | | | | | |
| 1.2 (C15, C35, D15, D35) (40 kW) Eng.12 SC 9/84-7/86 | | | | | | | | | | | | | | | | | |
| 19-2172 | | R | | | | | 17,46 | 50,29 | | | | | | 14,73 | | | |
| 19-2178 | | F | | | | | 34 | 66 | | | | | | 37 | | | |
| 1.3 (C15, C35, D15, D35) (50 kW) Eng.13 S 1/85-12/87 | | | | | | | | | | | | | | | | | |
| 19-2172 | | R | | | | | 17,46 | 50,29 | | | | | | 14,73 | | | |
| 1.3 i Cat (C15, C35, D15, D35) (44 kW) Eng.C 13 N 9/85-8/91 | | | | | | | | | | | | | | | | | |
| 19-2172 | | R | | | | | 17,46 | 50,29 | | | | | | 14,73 | | | |
| 19-2178 | | F | | | | | 34 | 66 | | | | | | 37 | | | |
| 1.3 N (C15, C35, D15, D35) (44 kW) Eng.13 N (09.84-08.86), 13 NB 9/84-8/91 | | | | | | | | | | | | | | | | | |
| 19-2172 | | R | | | | | 17,46 | 50,29 | | | | | | 14,73 | | | |
| 19-2178 | | F | | | | | 34 | 66 | | | | | | 37 | | | |

OPEL

| METELLI ref | Spare Parts | | F/R | L/R | | | ABS | A | B | C | D | E | F | G | H | I | L | M | Fig | NOTE |
|---|-------------|--|-----|-----|--|--|-----|---|---|-------|-------|---|---|---|---|---|---|---|-------|------|
| 1.3 S (C15, C35, D15, D35) (55 kW) Eng.13 S (09.84-08.87) 9/84-8/87 | | | | | | | | | | | | | | | | | | | | |
| 19-2172 | | | R | | | | | | | 17,46 | 50,29 | | | | | | | | 14,73 | |
| 19-2178 | | | F | | | | | | | 34 | 66 | | | | | | | | 37 | |
| 1.4 i (C15, C35, D15, D35) (44 kW) Eng.C 14 NZ 1/90-8/91 | | | | | | | | | | | | | | | | | | | | |
| 19-2172 | | | R | | | | | | | 17,46 | 50,29 | | | | | | | | 14,73 | |
| 19-2178 | | | F | | | | | | | 34 | 66 | | | | | | | | 37 | |
| 1.4 S (C15, C35, D15, D35) (55 kW) Eng.14 NV 1/90-8/91 | | | | | | | | | | | | | | | | | | | | |
| 19-2172 | | | R | | | | | | | 17,46 | 50,29 | | | | | | | | 14,73 | |
| 19-2178 | | | F | | | | | | | 34 | 66 | | | | | | | | 37 | |
| 1.5 TD (C15, C35, D15, D35) (53 kW) Eng.15 TD 7/88-8/91 | | | | | | | | | | | | | | | | | | | | |
| 19-2172 | | | R | | | | | | | 17,46 | 50,29 | | | | | | | | 14,73 | |
| 19-2174 | | | F | | | | | | | 39 | 72 | | | | | | | | 37 | |
| 1.6 (C15, C35, D15, D35) (60 kW) Eng.16 SV 9/86-8/91 | | | | | | | | | | | | | | | | | | | | |
| 19-2172 | | | R | | | | | | | 17,46 | 50,29 | | | | | | | | 14,73 | |
| 19-2178 | | | F | | | | | | | 34 | 66 | | | | | | | | 37 | |
| 1.6 D (C15, C35, D15, D35) (40 kW) Eng.16 D (09.84-01.89), 16 DA (09.85-.) 9/84-1/89 | | | | | | | | | | | | | | | | | | | | |
| 19-2172 | | | R | | | | | | | 17,46 | 50,29 | | | | | | | | 14,73 | |
| 19-2174 | | | F | | | | | | | 39 | 72 | | | | | | | | 37 | |
| 1.6 i (C15, C35, D15, D35) (55 kW) Eng.E 16 NZ 9/86-8/91 | | | | | | | | | | | | | | | | | | | | |
| 19-2172 | | | R | | | | | | | 17,46 | 50,29 | | | | | | | | 14,73 | |
| 19-2178 | | | F | | | | | | | 34 | 66 | | | | | | | | 37 | |
| 1.6 i Cat (C15, C35, D15, D35) (55 kW) Eng.C 16 LZ (09.86-10.87), C 16 NZ (10.87-08.91) 9/86-8/91 | | | | | | | | | | | | | | | | | | | | |
| 19-2172 | | | R | | | | | | | 17,46 | 50,29 | | | | | | | | 14,73 | |
| 19-2178 | | | F | | | | | | | 34 | 66 | | | | | | | | 37 | |
| 1.7 D (C15, C35, D15, D35) (42 kW) Eng.17 D (-08.91) 2/89-8/91 | | | | | | | | | | | | | | | | | | | | |
| 19-2172 | | | R | | | | | | | 17,46 | 50,29 | | | | | | | | 14,73 | |
| 19-2174 | | | F | | | | | | | 39 | 72 | | | | | | | | 37 | |
| 1.8 E (C15, C35, D15, D35) (74 kW) Eng.C 18 NE 10/85-8/86 | | | | | | | | | | | | | | | | | | | | |
| 19-2172 | | | R | | | | | | | 17,46 | 50,29 | | | | | | | | 14,73 | |

OPEL

| METELLI ref | Spare Parts | | F/R | L/R | | | ABS | A | B | C | D | E | F | G | H | I | L | M | Fig | NOTE | |
|---|-------------|--|-----|-----|--|--|-----|---|---|-------|-------|---|---|---|---|---|---|---|-----|-------|--|
| 19-2174 | | | F | | | | | | | 39 | 72 | | | | | | | | | 37 | |
| 1.8 i (C15, C35, D15, D35) (66 kW) Eng.C 18 NT, C 18 NZ 6/85-8/91 | | | | | | | | | | | | | | | | | | | | | |
| 19-2172 | | | R | | | | | | | 17,46 | 50,29 | | | | | | | | | 14,73 | |
| 19-2174 | | | F | | | | | | | 39 | 72 | | | | | | | | | 37 | |
| 1.8 i (C15, C35, D15, D35) (85 kW) Eng.18 E, 18 SE 9/84-8/86 | | | | | | | | | | | | | | | | | | | | | |
| 19-2172 | | | R | | | | | | | 17,46 | 50,29 | | | | | | | | | 14,73 | |
| 19-2174 | | | F | | | | | | | 39 | 72 | | | | | | | | | 37 | |
| 1.8 S (C15, C35, D15, D35) (62 kW) Eng.E 18 NV, S 18 NV 9/87-8/91 | | | | | | | | | | | | | | | | | | | | | |
| 19-2172 | | | R | | | | | | | 17,46 | 50,29 | | | | | | | | | 14,73 | |
| 19-2174 | | | F | | | | | | | 39 | 72 | | | | | | | | | 37 | |
| 2.0 i (C15, C35, D15, D35) (85 kW) Eng.20 NE 9/87-8/91 | | | | | | | | | | | | | | | | | | | | | |
| 19-2172 | | | R | | | | | | | 17,46 | 50,29 | | | | | | | | | 14,73 | |
| 19-2174 | | | F | | | | | | | 39 | 72 | | | | | | | | | 37 | |
| 2.0 i Cat (C15, C35, D15, D35) (85 kW) Eng.C 20 NE 9/87-8/91 | | | | | | | | | | | | | | | | | | | | | |
| 19-2172 | | | R | | | | | | | 17,46 | 50,29 | | | | | | | | | 14,73 | |
| 19-2174 | | | F | | | | | | | 39 | 72 | | | | | | | | | 37 | |
| Kapitan P 5/55-12/63 | | | | | | | | | | | | | | | | | | | | | |
| P 2.6 (66 kW) Eng.26 N 5/58-12/63 | | | | | | | | | | | | | | | | | | | | | |
| 19-2169 | | | F | | | | | | | 31,8 | 59 | | | | | | | | | 15,9 | |
| Manta A (58_, 59_) 9/70-8/75 | | | | | | | | | | | | | | | | | | | | | |
| 1.2 (44 kW) Eng.12 S 4/72-8/75 | | | | | | | | | | | | | | | | | | | | | |
| 19-2171 | | | F | | | | | | | 17,46 | 50,29 | | | | | | | | | 14,73 | |
| 1.6 (44 kW) Eng.16 N (03.75-08.75) 2/75-8/75 | | | | | | | | | | | | | | | | | | | | | |
| 19-2171 | | | F | | | | | | | 17,46 | 50,29 | | | | | | | | | 14,73 | |
| 1.6 (50 kW) Eng.16 N 9/70-8/75 | | | | | | | | | | | | | | | | | | | | | |
| 19-2171 | | | F | | | | | | | 17,46 | 50,29 | | | | | | | | | 14,73 | |

OPEL

| METELLI ref | Spare Parts | | F/R | L/R | | ABS | A | B | C | D | E | F | G | H | I | L | M | Fig | NOTE |
|---|-------------|--|-----|-----|--|-----|---|---|-------|-------|---|---|---|---|---|-------|---|-----|------|
| 1.6 (55 kW) Eng.16 S (02.75-08.75) 2/75-8/75 | | | | | | | | | | | | | | | | | | | |
| 19-2171 | | | F | | | | | | 17,46 | 50,29 | | | | | | 14,73 | | | |
| 1.6 S (59 kW) Eng.16 S 9/70-8/75 | | | | | | | | | | | | | | | | | | | |
| 19-2171 | | | F | | | | | | 17,46 | 50,29 | | | | | | 14,73 | | | |
| 1.9 GT/E (77 kW) Eng.19 E 2/74-8/75 | | | | | | | | | | | | | | | | | | | |
| 19-2171 | | | F | | | | | | 17,46 | 50,29 | | | | | | 14,73 | | | |
| 1.9 S (65 kW) Eng.19 S 9/70-8/75 | | | | | | | | | | | | | | | | | | | |
| 19-2171 | | | F | | | | | | 17,46 | 50,29 | | | | | | 14,73 | | | |
| 1.9 S (66 kW) Eng.19 S 9/70-8/75 | | | | | | | | | | | | | | | | | | | |
| 19-2171 | | | F | | | | | | 17,46 | 50,29 | | | | | | 14,73 | | | |
| Manta B (58_, 59_) 9/75-8/88 | | | | | | | | | | | | | | | | | | | |
| 1.2 N (40 kW) Eng.12 N 8/76-7/83 | | | | | | | | | | | | | | | | | | | |
| 19-2172 | | | F | | | | | | 17,46 | 50,29 | | | | | | 14,73 | | | |
| 1.2 S (44 kW) Eng.12 S 9/75-2/79 | | | | | | | | | | | | | | | | | | | |
| 19-2172 | | | F | | | | | | 17,46 | 50,29 | | | | | | 14,73 | | | |
| 1.3 N (44 kW) Eng.13 N (03.79-12.80) 3/79-12/80 | | | | | | | | | | | | | | | | | | | |
| 19-2172 | | | F | | | | | | 17,46 | 50,29 | | | | | | 14,73 | | | |
| 1.3 S (55 kW) Eng.13 S (08.81-08.86) 8/81-8/86 | | | | | | | | | | | | | | | | | | | |
| 19-2172 | | | F | | | | | | 17,46 | 50,29 | | | | | | 14,73 | | | |
| 1.6 N (44 kW) Eng.16 N (09.75-12.80) 9/75-12/80 | | | | | | | | | | | | | | | | | | | |
| 19-2172 | | | F | | | | | | 17,46 | 50,29 | | | | | | 14,73 | | | |
| 1.6 S (55 kW) Eng.16 S 9/75-12/81 | | | | | | | | | | | | | | | | | | | |
| 19-2172 | | | F | | | | | | 17,46 | 50,29 | | | | | | 14,73 | | | |
| 1.8 S (66 kW) Eng.18 S 7/82-8/87 | | | | | | | | | | | | | | | | | | | |
| 19-2172 | | | F | | | | | | 17,46 | 50,29 | | | | | | 14,73 | | | |
| 1.9 E (77 kW) Eng.19 E 9/75-8/77 | | | | | | | | | | | | | | | | | | | |
| 19-2172 | | | F | | | | | | 17,46 | 50,29 | | | | | | 14,73 | | | |

OPEL

| METELLI ref | Spare Parts | F/R | L/R | ABS | A | B | C | D | E | F | G | H | I | L | M | Fig | NOTE |
|---|-------------|-----|-----|-----|---|---|-------|-------|---|---|---|---|---|-------|---|-----|------|
| 1.9 N (55 kW) Eng.19 N 8/76-12/81 | | | | | | | | | | | | | | | | | |
| 19-2172 | | F | | | | | 17,46 | 50,29 | | | | | | 14,73 | | | |
| 1.9 S (66 kW) Eng.19 S 9/75-12/80 | | | | | | | | | | | | | | | | | |
| 19-2172 | | F | | | | | 17,46 | 50,29 | | | | | | 14,73 | | | |
| 2.0 (66 kW) Eng.20 N 8/77-12/80 | | | | | | | | | | | | | | | | | |
| 19-2172 | | F | | | | | 17,46 | 50,29 | | | | | | 14,73 | | | |
| 2.0 E (81 kW) Eng.20 E 8/77-8/88 | | | | | | | | | | | | | | | | | |
| 19-2172 | | F | | | | | 17,46 | 50,29 | | | | | | 14,73 | | | |
| 2.0 S (74 kW) Eng.20 S 8/77-8/84 | | | | | | | | | | | | | | | | | |
| 19-2172 | | F | | | | | 17,46 | 50,29 | | | | | | 14,73 | | | |
| Manta B CC (53_, 55_) 9/75-8/88 | | | | | | | | | | | | | | | | | |
| 1.3 N (44 kW) Eng.13 N (03.79-12.80) 3/79-12/80 | | | | | | | | | | | | | | | | | |
| 19-2172 | | F | | | | | 17,46 | 50,29 | | | | | | 14,73 | | | |
| 1.3 S (55 kW) Eng.13 S (08.79-08.86) 8/79-8/86 | | | | | | | | | | | | | | | | | |
| 19-2172 | | F | | | | | 17,46 | 50,29 | | | | | | 14,73 | | | |
| 1.6 N (44 kW) Eng.16 N (09.75-12.80) 9/75-12/80 | | | | | | | | | | | | | | | | | |
| 19-2172 | | F | | | | | 17,46 | 50,29 | | | | | | 14,73 | | | |
| 1.8 S (66 kW) Eng.18 S 7/82-8/87 | | | | | | | | | | | | | | | | | |
| 19-2172 | | F | | | | | 17,46 | 50,29 | | | | | | 14,73 | | | |
| 1.9 N (55 kW) Eng.19 N 8/76-12/81 | | | | | | | | | | | | | | | | | |
| 19-2172 | | F | | | | | 17,46 | 50,29 | | | | | | 14,73 | | | |
| 2.0 (66 kW) Eng.20 N 8/77-12/80 | | | | | | | | | | | | | | | | | |
| 19-2172 | | F | | | | | 17,46 | 50,29 | | | | | | 14,73 | | | |
| 2.0 E (81 kW) Eng.20 E 8/77-8/88 | | | | | | | | | | | | | | | | | |
| 19-2172 | | F | | | | | 17,46 | 50,29 | | | | | | 14,73 | | | |

OPEL

| METELLI ref | Spare Parts | F/R | L/R | ABS | A | B | C | D | E | F | G | H | I | L | M | Fig | NOTE |
|---|-------------|-----|-----|-----|---|----|-------|-------|-----|---|---|---|---|---|---|-------|-----------------------------|
| 2.0 S (74 kW) Eng.20 S 8/77-8/84 | | | | | | | | | | | | | | | | | |
| 19-2172 | | F | | | | | 17,46 | 50,29 | | | | | | | | 14,73 | |
| Meriva A MPV / Space wagon (X03) 5/03-5/10 | | | | | | | | | | | | | | | | | |
| 1.3 CDTI (E75) (51 kW) Eng.Y 13 DT, Z 13 DT 4/05-5/10 | | | | | | | | | | | | | | | | | |
| 19-2289 | | F | | | | | 34 | 67 | | | | | | | | 37 | |
| 19-2580 | | R | | | | 26 | | | 136 | | | | | | | 137 | Eng. Y13DT Eng. Z13DT, +ABS |
| 19-2587 | | R | | | | 24 | | | 136 | | | | | | | 117 | Eng. Y13DT Eng. Z13DT, -ABS |
| 1.3 CDTI (E75) (55 kW) Eng.Z 13 DTJ 9/03-5/10 | | | | | | | | | | | | | | | | | |
| 19-2289 | | F | | | | | 34 | 67 | | | | | | | | 37 | |
| 19-2438 | | R | | | | 29 | | | 140 | | | | | | | 146 | Eng. Z13DTJ |
| 19-2580 | | R | | | | 26 | | | 136 | | | | | | | 137 | Eng. Z13DTJ |
| 1.4 16V Twinport (E75) (66 kW) Eng.Z 14 XEP 7/04-5/10 | | | | | | | | | | | | | | | | | |
| 19-2289 | | F | | | | | 34 | 67 | | | | | | | | 37 | |
| 19-2580 | | R | | | | 26 | | | 136 | | | | | | | 137 | Eng. Z14XEP, +ABS |
| 1.4 16V Twinport LPG (E75) (66 kW) Eng.Z 14 XEP 7/04-5/10 | | | | | | | | | | | | | | | | | |
| 19-2289 | | F | | | | | 34 | 67 | | | | | | | | 37 | |
| 19-2580 | | R | | | | 26 | | | 136 | | | | | | | 137 | Eng. Z14XEP, +ABS |
| 1.6 (E75) (64 kW) Eng.Z 16 SE 5/03-5/10 | | | | | | | | | | | | | | | | | |
| 19-2289 | | F | | | | | 34 | 67 | | | | | | | | 37 | |
| 19-2580 | | R | | | | 26 | | | 136 | | | | | | | 137 | Eng. Z16SE, +ABS |
| 19-2587 | | R | | | | 24 | | | 136 | | | | | | | 117 | Eng. Z16SE, -ABS |
| 1.6 (E75) (77 kW) Eng.Z 16 XEP 1/06-5/10 | | | | | | | | | | | | | | | | | |
| 19-2289 | | F | | | | | 34 | 67 | | | | | | | | 37 | |
| 19-2580 | | R | | | | 26 | | | 136 | | | | | | | 137 | Eng. Z16XEP |
| 1.6 16V (E75) (74 kW) Eng.Z 16 XE 5/03-1/06 | | | | | | | | | | | | | | | | | |
| 19-2289 | | F | | | | | 34 | 67 | | | | | | | | 37 | |
| 19-2580 | | R | | | | 26 | | | 136 | | | | | | | 137 | Eng. Z16XE, +ABS |
| 19-2587 | | R | | | | 24 | | | 136 | | | | | | | 117 | Eng. Z16XE, -ABS |

OPEL

| METELLI ref | Spare Parts | | F/R | L/R | | | ABS | A | B | C | D | E | F | G | H | I | L | M | Fig | NOTE |
|--|-------------|--|-----|-----|--|--|-----|---|----|----|----|-----|---|---|---|---|---|-----|-----|------------------|
| 1.6 Turbo (E75) (132 kW) Eng.Z 16 LET 9/05-5/10 | | | | | | | | | | | | | | | | | | | | |
| 19-2174 | | | F | | | | | | | 39 | 72 | | | | | | | 37 | | Eng. Z16LET |
| 19-2438 | | | R | | | | | | 29 | | | 140 | | | | | | 146 | | Eng. Z16LET |
| 1.7 CDTI (E75) (74 kW) Eng.Z 17 DT, Z 17 DTH 9/03-5/10 | | | | | | | | | | | | | | | | | | | | |
| 19-2174 | | | F | | | | | | | 39 | 72 | | | | | | | 37 | | Eng. Z17DTH |
| 19-2438 | | | R | | | | | | 29 | | | 140 | | | | | | 146 | | Eng. Z17DTH |
| 1.7 CDTI (E75) (92 kW) Eng.Z 17 DTR 9/06-5/10 | | | | | | | | | | | | | | | | | | | | |
| 19-2174 | | | F | | | | | | | 39 | 72 | | | | | | | 37 | | Eng. Z17DTR |
| 19-2438 | | | R | | | | | | 29 | | | 140 | | | | | | 146 | | Eng. Z17DTR |
| 1.7 DTI (E75) (55 kW) Eng.Y 17 DT 9/03-5/10 | | | | | | | | | | | | | | | | | | | | |
| 19-2289 | | | F | | | | | | | 34 | 67 | | | | | | | 37 | | Eng. Y17DT |
| 19-2580 | | | R | | | | | | 26 | | | 136 | | | | | | 137 | | Eng. Y17DT, +ABS |
| 19-2587 | | | R | | | | | | 24 | | | 136 | | | | | | 117 | | Eng. Y17DT, -ABS |
| 1.8 (E75) (92 kW) Eng.Z 18 XE 5/03-5/10 | | | | | | | | | | | | | | | | | | | | |
| 19-2289 | | | F | | | | | | | 34 | 67 | | | | | | | 37 | | |
| 19-2580 | | | R | | | | | | 26 | | | 136 | | | | | | 137 | | +ABS |
| 19-2587 | | | R | | | | | | 24 | | | 136 | | | | | | 117 | | -ABS |
| Meriva B MPV / Space wagon (S10) 6/10-3/17 | | | | | | | | | | | | | | | | | | | | |
| 1.3 CDTI (75) (55 kW) Eng.A 13 DTC 6/10-10/13 | | | | | | | | | | | | | | | | | | | | |
| 19-2727 | | | R | | | | | | | | | 140 | | | | | | 116 | | |
| 19-8154 | | | F | | | | | | | 40 | 78 | | | | | | | 40 | | |
| 1.3 CDTI (75) (70 kW) Eng.A 13 DTE 6/10-11/14 | | | | | | | | | | | | | | | | | | | | |
| 19-2727 | | | R | | | | | | | | | 140 | | | | | | 116 | | |
| 19-8154 | | | F | | | | | | | 40 | 78 | | | | | | | 40 | | |
| 1.4 (75) (74 kW) Eng.A 14 XER, B 14 XER 6/10-3/17 | | | | | | | | | | | | | | | | | | | | |
| 19-2727 | | | R | | | | | | | | | 140 | | | | | | 116 | | |
| 19-8154 | | | F | | | | | | | 40 | 78 | | | | | | | 40 | | |

OPEL

| METELLI ref | Spare Parts | F/R | L/R | ABS | A | B | C | D | E | F | G | H | I | L | M | Fig | NOTE |
|---|-------------|-----|-----|-----|---|---|----|----|-----|---|---|---|---|-----|---|-----|------|
| Mokka I / Mokka X (J13) 6/12-1/70 | | | | | | | | | | | | | | | | | |
| 1.4 (_76) (88 kW) Eng.D 14 NEL 6/18-1/70 | | | | | | | | | | | | | | | | | |
| 19-8154 | | F | | | | | 40 | 78 | | | | | | 40 | | | |
| 19-8176 | | R | | | | | | | 136 | | | | | 119 | | | |
| 1.4 (_76) (103 kW) Eng.A 14 NET, B 14 NET (01.15-), D 14 NET 4/13-1/70 | | | | | | | | | | | | | | | | | |
| 19-8154 | | F | | | | | 40 | 78 | | | | | | 40 | | | |
| 19-8176 | | R | | | | | | | 136 | | | | | 119 | | | |
| 1.4 4x4 (_76) (103 kW) Eng.A 14 NET, B 14 NET (01.15-), D 14 NET 6/12-1/70 | | | | | | | | | | | | | | | | | |
| 19-8154 | | F/R | | | | | 40 | 78 | | | | | | 40 | | | |
| 1.4 4x4 (_76) (112 kW) Eng.B 14 XFT 6/16-1/70 | | | | | | | | | | | | | | | | | |
| 19-8154 | | F/R | | | | | 40 | 78 | | | | | | 40 | | | |
| 1.4 LPG (_76) (103 kW) Eng.A 14 NET, B 14 NET, D 14 NET 4/13-1/70 | | | | | | | | | | | | | | | | | |
| 19-8154 | | F | | | | | 40 | 78 | | | | | | 40 | | | |
| 19-8176 | | R | | | | | | | 136 | | | | | 119 | | | |
| 1.6 (_76) (85 kW) Eng.A 16 XER, B 16 XER, D 16 XER 6/12-1/70 | | | | | | | | | | | | | | | | | |
| 19-8154 | | F | | | | | 40 | 78 | | | | | | 40 | | | |
| 19-8176 | | R | | | | | | | 136 | | | | | 119 | | | |
| 1.6 CDTI (_76) (81 kW) Eng.B 16 DTN, B 16 DTU 6/15-1/70 | | | | | | | | | | | | | | | | | |
| 19-8154 | | F | | | | | 40 | 78 | | | | | | 40 | | | |
| 19-8176 | | R | | | | | | | 136 | | | | | 119 | | | |
| 1.6 CDTI (_76) (100 kW) Eng.A 16 DTH, B 16 DTH, D 16 DTH 1/15-1/70 | | | | | | | | | | | | | | | | | |
| 19-8154 | | F | | | | | 40 | 78 | | | | | | 40 | | | |
| 19-8176 | | R | | | | | | | 136 | | | | | 119 | | | |
| 1.6 CDTI 4x4 (_76) (81 kW) Eng.D 16 DTN 3/18-1/70 | | | | | | | | | | | | | | | | | |
| 19-8154 | | F | | | | | 40 | 78 | | | | | | 40 | | | |
| 1.6 CDTI 4x4 (_76) (100 kW) Eng.B 16 DTH, D 16 DTH 1/15-1/70 | | | | | | | | | | | | | | | | | |
| 19-8154 | | F/R | | | | | 40 | 78 | | | | | | 40 | | | |

OPEL

| METELLI ref | Spare Parts | | F/R | L/R | | | ABS | A | B | C | D | E | F | G | H | I | L | M | Fig | NOTE |
|--|-------------|--|-----|-----|--|--|-----|---|---|-------|-------|-------|---|---|---|---|-------|---|-----|------|
| 19-2170 | | | F | | | | | | | 17,46 | 59,13 | | | | | | 16,76 | | | |
| 3.0 GSE (115 kW) Eng.C 30 LE 9/85-8/86 | | | | | | | | | | | | | | | | | | | | |
| 19-2169 | | | F | | | | | | | 31,8 | 59 | | | | | | 15,9 | | | |
| 19-2170 | | | F | | | | | | | 17,46 | 59,13 | | | | | | 16,76 | | | |
| 3.0 GSE (132 kW) Eng.30 E 2/78-8/86 | | | | | | | | | | | | | | | | | | | | |
| 19-2169 | | | F | | | | | | | 31,8 | 59 | | | | | | 15,9 | | | |
| 19-2170 | | | F | | | | | | | 17,46 | 59,13 | | | | | | 16,76 | | | |
| Olympia A 8/67-8/71 | | | | | | | | | | | | | | | | | | | | |
| 1.7 (55 kW) Eng.17 S 8/67-8/71 | | | | | | | | | | | | | | | | | | | | |
| 19-2171 | | | F | | | | | | | 17,46 | 50,29 | | | | | | 14,73 | | | |
| Olympia A Coupe 8/67-8/71 | | | | | | | | | | | | | | | | | | | | |
| 1.0 (44 kW) Eng.11 SR 8/67-8/71 | | | | | | | | | | | | | | | | | | | | |
| 19-2171 | | | F | | | | | | | 17,46 | 50,29 | | | | | | 14,73 | | | |
| 1.7 (55 kW) Eng.17 S 8/67-8/71 | | | | | | | | | | | | | | | | | | | | |
| 19-2171 | | | F | | | | | | | 17,46 | 50,29 | | | | | | 14,73 | | | |
| 1.9 (66 kW) Eng.19 S 8/67-8/71 | | | | | | | | | | | | | | | | | | | | |
| 19-2171 | | | F | | | | | | | 17,46 | 50,29 | | | | | | 14,73 | | | |
| Omega A (V87) 1/78-4/94 | | | | | | | | | | | | | | | | | | | | |
| 1.8 (F19, M19, N19) (65 kW) Eng.E 18 NVR 9/87-3/94 | | | | | | | | | | | | | | | | | | | | |
| 19-2176 | | | F | | | | 48 | | | 35 | | 136,7 | | | | | 74 | | | |
| 1.8 (F19, M19, N19) (85 kW) Eng.18 SEH 9/86-3/94 | | | | | | | | | | | | | | | | | | | | |
| 19-2176 | | | F | | | | 48 | | | 35 | | 136,7 | | | | | 74 | | | |
| 1.8 N (F19, M19, N19) (60 kW) Eng.18 NV 9/86-8/87 | | | | | | | | | | | | | | | | | | | | |
| 19-2176 | | | F | | | | 48 | | | 35 | | 136,7 | | | | | 74 | | | |
| 1.8 N (F19, M19, N19) (63 kW) Eng.18 SV 11/86-9/88 | | | | | | | | | | | | | | | | | | | | |
| 19-2176 | | | F | | | | 48 | | | 35 | | 136,7 | | | | | 74 | | | |

OPEL

| METELLI ref | Spare Parts | F/R | L/R | ABS | A | B | C | D | E | F | G | H | I | L | M | Fig | NOTE |
|--|-------------|-----|-----|-----|---|---|----|---|-------|---|---|---|---|----|---|-----|------|
| 1.8 S (F19, M19, N19) (66 kW) Eng.18 NV, 18 SV 9/86-3/94 | | | | | | | | | | | | | | | | | |
| 19-2176 | | F | | 48 | | | 35 | | 136,7 | | | | | 74 | | | |
| 2.0 (F19, M19, N19) (73 kW) Eng.C 20 NEJ 9/90-3/94 | | | | | | | | | | | | | | | | | |
| 19-2176 | | F | | 48 | | | 35 | | 136,7 | | | | | 74 | | | |
| 2.0 (F19, M19, N19) (74 kW) Eng.C 20 NEF 9/90-3/94 | | | | | | | | | | | | | | | | | |
| 19-2176 | | F | | 48 | | | 35 | | 136,7 | | | | | 74 | | | |
| 2.0 (F19, M19, N19) (90 kW) Eng.20 SE 9/86-3/94 | | | | | | | | | | | | | | | | | |
| 19-2176 | | F | | 48 | | | 35 | | 136,7 | | | | | 74 | | | |
| 2.0 i (F19, M19, N19) (85 kW) Eng.C 20 NE 9/86-3/94 | | | | | | | | | | | | | | | | | |
| 19-2176 | | F | | 48 | | | 35 | | 136,7 | | | | | 74 | | | |
| 2.3 D (F19, M19, N19) (54 kW) Eng.23 YD 10/86-3/94 | | | | | | | | | | | | | | | | | |
| 19-2176 | | F | | 48 | | | 35 | | 136,7 | | | | | 74 | | | |
| 2.3 TD (F19, M19, N19) (66 kW) Eng.23 YDT 10/86-8/88 | | | | | | | | | | | | | | | | | |
| 19-2176 | | F | | 48 | | | 35 | | 136,7 | | | | | 74 | | | |
| 2.3 TD Interc. (F19, M19, N19) (74 kW) Eng.23 DTR (08.88-.) 8/88-3/94 | | | | | | | | | | | | | | | | | |
| 19-2176 | | F | | 48 | | | 35 | | 136,7 | | | | | 74 | | | |
| 2.4 i (F19, M19, N19) (92 kW) Eng.C 24 NE 9/88-3/94 | | | | | | | | | | | | | | | | | |
| 19-2176 | | F | | 48 | | | 35 | | 136,7 | | | | | 74 | | | |
| 2.6 i (F19, M19, N19) (110 kW) Eng.C 26 NE 9/90-3/94 | | | | | | | | | | | | | | | | | |
| 19-2176 | | F | | 48 | | | 35 | | 136,7 | | | | | 74 | | | |
| 3.0 (3000) (F19, M19, N19) (115 kW) Eng.C 30 LE 3/87-12/87 | | | | | | | | | | | | | | | | | |
| 19-2176 | | F | | 48 | | | 35 | | 136,7 | | | | | 74 | | | |
| 3.0 (3000) (F19, M19, N19) (130 kW) Eng.30 NE 3/87-9/90 | | | | | | | | | | | | | | | | | |
| 19-2176 | | F | | 48 | | | 35 | | 136,7 | | | | | 74 | | | |
| 3.0 (3000) Cat (F19, M19, N19) (130 kW) Eng.C 30 NE 3/88-3/94 | | | | | | | | | | | | | | | | | |
| 19-2176 | | F | | 48 | | | 35 | | 136,7 | | | | | 74 | | | |
| 3.0 24V (3000) (F19, M19, N19) (147 kW) Eng.C 30 SEJ 9/89-3/94 | | | | | | | | | | | | | | | | | |
| 19-2176 | | F | | 48 | | | 35 | | 136,7 | | | | | 74 | | | |

OPEL

| METELLI ref | Spare Parts | | F/R | L/R | | ABS | A | B | C | D | E | F | G | H | I | L | M | Fig | NOTE |
|---|-------------|--|-----|-----|--|-----|---|---|----|---|-------|---|---|---|---|----|---|-----|------|
| 3.0 24V (3000) (F19, M19, N19) (150 kW) Eng.C 30 SE 9/89-3/94 | | | | | | | | | | | | | | | | | | | |
| 19-2176 | | | F | | | 48 | | | 35 | | 136,7 | | | | | 74 | | | |
| 3.0 24V Evolution500 (F19, M19, N19) (169 kW) Eng.C 30 XEI 3/91-7/92 | | | | | | | | | | | | | | | | | | | |
| 19-2176 | | | F | | | 48 | | | 35 | | 136,7 | | | | | 74 | | | |
| 3.6 24V Lotus (F19, M19, N19) (277 kW) Eng.C 36 GET 8/90-9/92 | | | | | | | | | | | | | | | | | | | |
| 19-2176 | | | F | | | 48 | | | 35 | | 136,7 | | | | | 74 | | | |
| Omega A SW (V87) 1/78-4/94 | | | | | | | | | | | | | | | | | | | |
| 1.8 (F35, M35) (65 kW) Eng.E 18 NVR 9/87-3/94 | | | | | | | | | | | | | | | | | | | |
| 19-2176 | | | F | | | 48 | | | 35 | | 136,7 | | | | | 74 | | | |
| 1.8 (F35, M35) (85 kW) Eng.18 SEH 9/86-3/94 | | | | | | | | | | | | | | | | | | | |
| 19-2176 | | | F | | | 48 | | | 35 | | 136,7 | | | | | 74 | | | |
| 1.8 N (F35, M35) (60 kW) Eng.18 NV 9/86-8/87 | | | | | | | | | | | | | | | | | | | |
| 19-2176 | | | F | | | 48 | | | 35 | | 136,7 | | | | | 74 | | | |
| 1.8 S (F35, M35) (66 kW) Eng.18 SV 9/86-3/94 | | | | | | | | | | | | | | | | | | | |
| 19-2176 | | | F | | | 48 | | | 35 | | 136,7 | | | | | 74 | | | |
| 2.0 (F35, M35) (74 kW) Eng.C 20 NEF 9/90-3/94 | | | | | | | | | | | | | | | | | | | |
| 19-2176 | | | F | | | 48 | | | 35 | | 136,7 | | | | | 74 | | | |
| 2.0 (F35, M35) (85 kW) Eng.C 20 NE 9/87-4/94 | | | | | | | | | | | | | | | | | | | |
| 19-2176 | | | F | | | 48 | | | 35 | | 136,7 | | | | | 74 | | | |
| 2.0 (F35, M35) (90 kW) Eng.20 SE 9/86-3/94 | | | | | | | | | | | | | | | | | | | |
| 19-2176 | | | F | | | 48 | | | 35 | | 136,7 | | | | | 74 | | | |
| 2.0 i (F35, M35) (73 kW) Eng.C 20 NEJ 9/90-3/94 | | | | | | | | | | | | | | | | | | | |
| 19-2176 | | | F | | | 48 | | | 35 | | 136,7 | | | | | 74 | | | |
| 2.0 i (F35, M35) (85 kW) Eng.C 20 NE 9/86-4/94 | | | | | | | | | | | | | | | | | | | |
| 19-2176 | | | F | | | 48 | | | 35 | | 136,7 | | | | | 74 | | | |
| 2.3 D (F35, M35) (54 kW) Eng.23 YD 9/86-3/94 | | | | | | | | | | | | | | | | | | | |
| 19-2176 | | | F | | | 48 | | | 35 | | 136,7 | | | | | 74 | | | |

OPEL

| METELLI ref | Spare Parts | | F/R | L/R | | ABS | A | B | C | D | E | F | G | H | I | L | M | Fig | NOTE |
|---|-------------|--|-----|-----|--|-----|---|---|----|----|-------|---|---|---|---|----|---|-----|-----------------------|
| 2.3 TD (F35, M35) (66 kW) Eng.23 YDT 9/86-8/88 | | | | | | | | | | | | | | | | | | | |
| 19-2176 | | | F | | | 48 | | | 35 | | 136,7 | | | | | 74 | | | |
| 2.3 TD Interc. (F35, M35) (74 kW) Eng.23 DTR (09.88-) 9/88-3/94 | | | | | | | | | | | | | | | | | | | |
| 19-2176 | | | F | | | 48 | | | 35 | | 136,7 | | | | | 74 | | | |
| 2.4 i (F35, M35) (92 kW) Eng.C 24 NE 9/88-3/94 | | | | | | | | | | | | | | | | | | | |
| 19-2176 | | | F | | | 48 | | | 35 | | 136,7 | | | | | 74 | | | |
| 2.6 i (F35, M35) (110 kW) Eng.C 26 NE 9/90-3/94 | | | | | | | | | | | | | | | | | | | |
| 19-2176 | | | F | | | 48 | | | 35 | | 136,7 | | | | | 74 | | | |
| 3.0 (F35, M35) (115 kW) Eng.C 30 LE 3/87-3/94 | | | | | | | | | | | | | | | | | | | |
| 19-2176 | | | F | | | 48 | | | 35 | | 136,7 | | | | | 74 | | | |
| 3.0 (F35, M35) (130 kW) Eng.30 NE 3/87-9/90 | | | | | | | | | | | | | | | | | | | |
| 19-2176 | | | F | | | 48 | | | 35 | | 136,7 | | | | | 74 | | | |
| 3.0 24V (F35, M35) (147 kW) Eng.C 30 SEJ 9/89-3/94 | | | | | | | | | | | | | | | | | | | |
| 19-2176 | | | F | | | 48 | | | 35 | | 136,7 | | | | | 74 | | | |
| 3.0 24V Omega 3000 (F35, M35) (150 kW) Eng.C 30 SE 9/88-4/94 | | | | | | | | | | | | | | | | | | | |
| 19-2176 | | | F | | | 48 | | | 35 | | 136,7 | | | | | 74 | | | |
| 3.0 Cat (F35, M35) (130 kW) Eng.C 30 NE 3/87-3/94 | | | | | | | | | | | | | | | | | | | |
| 19-2176 | | | F | | | 48 | | | 35 | | 136,7 | | | | | 74 | | | |
| Omega B (V94) 3/94-7/03 | | | | | | | | | | | | | | | | | | | |
| 2.0 (F69, M69, P69) (85 kW) Eng.20 SE 3/94-12/00 | | | | | | | | | | | | | | | | | | | |
| 19-2176 | | | F | | | 48 | | | 35 | | 136,7 | | | | | 74 | | | |
| 19-2177 | | | R | | | | | | 39 | 74 | | | | | | 39 | | | Exc. Special Vehicles |
| 2.0 (F69, M69, P69) (85 kW) Eng.X 20 SE 3/94-9/99 | | | | | | | | | | | | | | | | | | | |
| 19-2176 | | | F | | | 48 | | | 35 | | 136,7 | | | | | 74 | | | |
| 19-2177 | | | R | | | | | | 39 | 74 | | | | | | 39 | | | Exc. Special Vehicles |
| 2.0 (F69, M69, P69) (90 kW) Eng.XF 20 E 5/94-5/99 | | | | | | | | | | | | | | | | | | | |
| 19-2176 | | | F | | | 48 | | | 35 | | 136,7 | | | | | 74 | | | |

OPEL

| METELLI ref | Spare Parts | | F/R | L/R | | ABS | A | B | C | D | E | F | G | H | I | L | M | Fig | NOTE |
|--|-------------|--|-----|-----|--|-----|---|---|----|----|-------|---|---|---|---|----|---|-----|-----------------------|
| 2.0 16V (F69, M69, P69) (100 kW) Eng.X 20 XEV 3/94-9/99 | | | | | | | | | | | | | | | | | | | |
| 19-2176 | | | F | | | 48 | | | 35 | | 136,7 | | | | | 74 | | | |
| 19-2177 | | | R | | | | | | 39 | 74 | | | | | | 39 | | | Exc. Special Vehicles |
| 2.0 DTI 16V (F69, M69, P69) (74 kW) Eng.X 20 DTH 9/97-9/00 | | | | | | | | | | | | | | | | | | | |
| 19-2176 | | | F | | | 48 | | | 35 | | 136,7 | | | | | 74 | | | |
| 19-2177 | | | R | | | | | | 39 | 74 | | | | | | 39 | | | Exc. Special Vehicles |
| 2.2 16V (F69, M69, P69) (106 kW) Eng.Y 22 XE (-.09.00), Z 22 XE (09.00-.) 9/99-7/03 | | | | | | | | | | | | | | | | | | | |
| 19-2176 | | | F | | | 48 | | | 35 | | 136,7 | | | | | 74 | | | |
| 19-2177 | | | R | | | | | | 39 | 74 | | | | | | 39 | | | Exc. Special Vehicles |
| 2.2 DTI 16V (F69, M69, P69) (81 kW) Eng.Y 22 DTH 9/00-7/03 | | | | | | | | | | | | | | | | | | | |
| 19-2176 | | | F | | | 48 | | | 35 | | 136,7 | | | | | 74 | | | |
| 19-2177 | | | R | | | | | | 39 | 74 | | | | | | 39 | | | Exc. Special Vehicles |
| 2.2 DTI 16V (F69, M69, P69) (88 kW) Eng.Y 22 DTH 9/00-7/03 | | | | | | | | | | | | | | | | | | | |
| 19-2176 | | | F | | | 48 | | | 35 | | 136,7 | | | | | 74 | | | |
| 19-2177 | | | R | | | | | | 39 | 74 | | | | | | 39 | | | Exc. Special Vehicles |
| 2.5 DTI (F69, M69, P69) (110 kW) Eng.Y 25 DT, Y 25 TD 9/01-7/03 | | | | | | | | | | | | | | | | | | | |
| 19-2176 | | | F | | | 48 | | | 35 | | 136,7 | | | | | 74 | | | |
| 19-2177 | | | R | | | | | | 39 | 74 | | | | | | 39 | | | Exc. Special Vehicles |
| 2.5 TD (F69, M69, P69) (96 kW) Eng.25 DT, U 25 DT, U 25 TD, X 25 DT, X 25 TD 4/94-7/03 | | | | | | | | | | | | | | | | | | | |
| 19-2176 | | | F | | | 48 | | | 35 | | 136,7 | | | | | 74 | | | |
| 19-2177 | | | R | | | | | | 39 | 74 | | | | | | 39 | | | Exc. Special Vehicles |
| 2.5 V6 (F69, M69, P69) (125 kW) Eng.X 25 XE 3/94-9/00 | | | | | | | | | | | | | | | | | | | |
| 19-2176 | | | F | | | 48 | | | 35 | | 136,7 | | | | | 74 | | | |
| 19-2177 | | | R | | | | | | 39 | 74 | | | | | | 39 | | | Exc. Special Vehicles |
| 2.6 V6 (F69, M69, P69) (132 kW) Eng.Y 26 SE 9/00-7/03 | | | | | | | | | | | | | | | | | | | |
| 19-2176 | | | F | | | 48 | | | 35 | | 136,7 | | | | | 74 | | | |
| 19-2177 | | | R | | | | | | 39 | 74 | | | | | | 39 | | | Exc. Special Vehicles |
| 3.0 V6 (F69, M69, P69) (155 kW) Eng.X 30 XE 4/94-2/01 | | | | | | | | | | | | | | | | | | | |
| 19-2176 | | | F | | | 48 | | | 35 | | 136,7 | | | | | 74 | | | |

OPEL

| METELLI ref | Spare Parts | | F/R | L/R | | ABS | A | B | C | D | E | F | G | H | I | L | M | Fig | NOTE |
|--|-------------|--|-----|-----|--|-----|---|---|----|----|-------|---|---|---|---|----|---|-----|-----------------------|
| 19-2177 | | | R | | | | | | 39 | 74 | | | | | | 39 | | | Exc. Special Vehicles |
| 3.2 V6 (F69, M69, P69) (160 kW) Eng.Y 32 SE 2/01-7/03 | | | | | | | | | | | | | | | | | | | |
| 19-2176 | | | F | | | 48 | | | 35 | | 136,7 | | | | | 74 | | | |
| 19-2177 | | | R | | | | | | 39 | 74 | | | | | | 39 | | | Exc. Special Vehicles |
| Omega B SW (V94) 3/94-7/03 | | | | | | | | | | | | | | | | | | | |
| 2.0 (F35, M35, P35) (85 kW) Eng.X 20 SE 3/94-9/99 | | | | | | | | | | | | | | | | | | | |
| 19-2176 | | | F | | | 48 | | | 35 | | 136,7 | | | | | 74 | | | |
| 2.0 (F35, M35, P35) (90 kW) Eng.XF 20 E 5/94-5/99 | | | | | | | | | | | | | | | | | | | |
| 19-2176 | | | F | | | 48 | | | 35 | | 136,7 | | | | | 74 | | | |
| 2.0 16V (F35, M35, P35) (100 kW) Eng.X 20 XEV 3/94-9/99 | | | | | | | | | | | | | | | | | | | |
| 19-2176 | | | F | | | 48 | | | 35 | | 136,7 | | | | | 74 | | | |
| 2.0 DTI 16V (F35, M35, P35) (74 kW) Eng.X 20 DTH 9/97-9/00 | | | | | | | | | | | | | | | | | | | |
| 19-2176 | | | F | | | 48 | | | 35 | | 136,7 | | | | | 74 | | | |
| 2.2 16V (F35, M35, P35) (106 kW) Eng.Y 22 XE (-.09.00), Z 22 XE (09.00-.) 9/99-7/03 | | | | | | | | | | | | | | | | | | | |
| 19-2176 | | | F | | | 48 | | | 35 | | 136,7 | | | | | 74 | | | |
| 2.2 DTI 16V (F35, M35, P35) (81 kW) Eng.Y 22 DTH 9/00-7/03 | | | | | | | | | | | | | | | | | | | |
| 19-2176 | | | F | | | 48 | | | 35 | | 136,7 | | | | | 74 | | | |
| 2.2 DTI 16V (F35, M35, P35) (88 kW) Eng.Y 22 DTH 9/00-7/03 | | | | | | | | | | | | | | | | | | | |
| 19-2176 | | | F | | | 48 | | | 35 | | 136,7 | | | | | 74 | | | |
| 2.5 DTI (F35, M35, P35) (110 kW) Eng.Y 25 DT, Y 25 TD 9/01-7/03 | | | | | | | | | | | | | | | | | | | |
| 19-2176 | | | F | | | 48 | | | 35 | | 136,7 | | | | | 74 | | | |
| 2.5 TD (F35, M35, P35) (96 kW) Eng.25 DT, U 25 DT, U 25 TD, X 25 DT, X 25 TD 4/94-7/01 | | | | | | | | | | | | | | | | | | | |
| 19-2176 | | | F | | | 48 | | | 35 | | 136,7 | | | | | 74 | | | |
| 2.5 V6 (F35, M35, P35) (125 kW) Eng.X 25 XE 3/94-9/00 | | | | | | | | | | | | | | | | | | | |
| 19-2176 | | | F | | | 48 | | | 35 | | 136,7 | | | | | 74 | | | |
| 2.6 V6 (F35, M35, P35) (132 kW) Eng.Y 26 SE 9/00-7/03 | | | | | | | | | | | | | | | | | | | |
| 19-2176 | | | F | | | 48 | | | 35 | | 136,7 | | | | | 74 | | | |

OPEL

| METELLI ref | Spare Parts | F/R | L/R | ABS | A | B | C | D | E | F | G | H | I | L | M | Fig | NOTE |
|--|-------------|-----|-----|-----|---|---|-------|-------|-------|---|---|---|---|-------|---|-----|------|
| 3.0 V6 (F35, M35, P35) (155 kW) Eng.X 30 XE 4/94-2/01 | | | | | | | | | | | | | | | | | |
| 19-2176 | | F | | 48 | | | 35 | | 136,7 | | | | | 74 | | | |
| 3.2 V6 (F35, M35, P35) (160 kW) Eng.Y 32 SE 2/01-7/03 | | | | | | | | | | | | | | | | | |
| 19-2176 | | F | | 48 | | | 35 | | 136,7 | | | | | 74 | | | |
| Rekord B 8/65-12/66 | | | | | | | | | | | | | | | | | |
| 1.5 (44 kW) Eng.15 NB 8/65-8/66 | | | | | | | | | | | | | | | | | |
| 19-2171 | | F | | | | | 17,46 | 50,29 | | | | | | 14,73 | | | |
| 1.7 (55 kW) Eng.17 S 8/65-12/66 | | | | | | | | | | | | | | | | | |
| 19-2171 | | F | | | | | 17,46 | 50,29 | | | | | | 14,73 | | | |
| 1.9 (66 kW) Eng.19 S 8/65-12/66 | | | | | | | | | | | | | | | | | |
| 19-2171 | | F | | | | | 17,46 | 50,29 | | | | | | 14,73 | | | |
| Rekord B Coupe 8/65-2/67 | | | | | | | | | | | | | | | | | |
| 1.7 (55 kW) Eng.17 N 8/65-12/66 | | | | | | | | | | | | | | | | | |
| 19-2171 | | F | | | | | 17,46 | 50,29 | | | | | | 14,73 | | | |
| 1.9 (66 kW) Eng.19 S 8/65-2/67 | | | | | | | | | | | | | | | | | |
| 19-2171 | | F | | | | | 17,46 | 50,29 | | | | | | 14,73 | | | |
| Rekord B SW 8/65-12/66 | | | | | | | | | | | | | | | | | |
| 1.5 (44 kW) Eng.15 NB 8/65-8/66 | | | | | | | | | | | | | | | | | |
| 19-2171 | | F | | | | | 17,46 | 50,29 | | | | | | 14,73 | | | |
| 1.7 (55 kW) Eng.17 N 8/65-12/66 | | | | | | | | | | | | | | | | | |
| 19-2171 | | F | | | | | 17,46 | 50,29 | | | | | | 14,73 | | | |
| Rekord C 8/66-12/71 | | | | | | | | | | | | | | | | | |
| 1.5 (43 kW) Eng.15 NB 8/66-12/71 | | | | | | | | | | | | | | | | | |
| 19-2171 | | F | | | | | 17,46 | 50,29 | | | | | | 14,73 | | | |

OPEL

| METELLI ref | Spare Parts | | F/R | L/R | | | ABS | A | B | C | D | E | F | G | H | I | L | M | Fig | NOTE |
|---|-------------|--|-----|-----|--|--|-----|---|---|-------|-------|---|---|---|---|---|---|---|-------|------|
| 1.5 (44 kW) Eng.15 NB 2/68-12/71 | | | | | | | | | | | | | | | | | | | | |
| 19-2171 | | | F | | | | | | | 17,46 | 50,29 | | | | | | | | 14,73 | |
| 1.7 (44 kW) Eng.17 N 8/66-12/71 | | | | | | | | | | | | | | | | | | | | |
| 19-2171 | | | F | | | | | | | 17,46 | 50,29 | | | | | | | | 14,73 | |
| 1.7 (49 kW) Eng.17 N 2/68-12/71 | | | | | | | | | | | | | | | | | | | | |
| 19-2171 | | | F | | | | | | | 17,46 | 50,29 | | | | | | | | 14,73 | |
| 1.7 S (55 kW) Eng.17 S 8/66-12/71 | | | | | | | | | | | | | | | | | | | | |
| 19-2171 | | | F | | | | | | | 17,46 | 50,29 | | | | | | | | 14,73 | |
| 1.9 (66 kW) Eng.19 S 8/66-12/71 | | | | | | | | | | | | | | | | | | | | |
| 19-2171 | | | F | | | | | | | 17,46 | 50,29 | | | | | | | | 14,73 | |
| 1.9 Sprint (78 kW) Eng.19 SH 8/67-12/71 | | | | | | | | | | | | | | | | | | | | |
| 19-2169 | | | F | | | | | | | 31,8 | 59 | | | | | | | | 15,9 | |
| 2.2 (70 kW) Eng.22 N 8/66-9/69 | | | | | | | | | | | | | | | | | | | | |
| 19-2171 | | | F | | | | | | | 17,46 | 50,29 | | | | | | | | 14,73 | |
| Rekord C Coupe 8/66-12/71 | | | | | | | | | | | | | | | | | | | | |
| 1.7 S (55 kW) Eng.17 S 8/66-12/71 | | | | | | | | | | | | | | | | | | | | |
| 19-2171 | | | F | | | | | | | 17,46 | 50,29 | | | | | | | | 14,73 | |
| 1.9 (66 kW) Eng.19 S 8/66-12/71 | | | | | | | | | | | | | | | | | | | | |
| 19-2171 | | | F | | | | | | | 17,46 | 50,29 | | | | | | | | 14,73 | |
| 1.9 Sprint (78 kW) Eng.19 SH 8/67-12/71 | | | | | | | | | | | | | | | | | | | | |
| 19-2169 | | | F | | | | | | | 31,8 | 59 | | | | | | | | 15,9 | |
| 2.2 (70 kW) Eng.22 N 8/66-9/69 | | | | | | | | | | | | | | | | | | | | |
| 19-2171 | | | F | | | | | | | 17,46 | 50,29 | | | | | | | | 14,73 | |
| Rekord C SW 8/66-12/71 | | | | | | | | | | | | | | | | | | | | |
| 1.5 (43 kW) Eng.15 NB 8/66-12/71 | | | | | | | | | | | | | | | | | | | | |
| 19-2171 | | | F | | | | | | | 17,46 | 50,29 | | | | | | | | 14,73 | |

OPEL

| METELLI ref | Spare Parts | | F/R | L/R | | | ABS | A | B | C | D | E | F | G | H | I | L | M | Fig | NOTE |
|---|-------------|--|-----|-----|--|--|-----|---|---|-------|-------|---|---|---|---|---|-------|---|-----|------|
| 1.5 (44 kW) Eng.15 NB 2/68-12/71 | | | | | | | | | | | | | | | | | | | | |
| 19-2171 | | | F | | | | | | | 17,46 | 50,29 | | | | | | 14,73 | | | |
| 1.7 (44 kW) Eng.17 N 8/66-12/71 | | | | | | | | | | | | | | | | | | | | |
| 19-2171 | | | F | | | | | | | 17,46 | 50,29 | | | | | | 14,73 | | | |
| 1.7 (49 kW) Eng.17 N 2/68-12/71 | | | | | | | | | | | | | | | | | | | | |
| 19-2171 | | | F | | | | | | | 17,46 | 50,29 | | | | | | 14,73 | | | |
| 1.7 S (55 kW) Eng.17 S 8/66-12/71 | | | | | | | | | | | | | | | | | | | | |
| 19-2171 | | | F | | | | | | | 17,46 | 50,29 | | | | | | 14,73 | | | |
| 1.9 (66 kW) Eng.19 S 8/66-12/71 | | | | | | | | | | | | | | | | | | | | |
| 19-2171 | | | F | | | | | | | 17,46 | 50,29 | | | | | | 14,73 | | | |
| Rekord D 1/72-12/77 | | | | | | | | | | | | | | | | | | | | |
| 1.7 (44 kW) Eng.17 N 3/75-8/77 | | | | | | | | | | | | | | | | | | | | |
| 19-2172 | | | F | | | | | | | 17,46 | 50,29 | | | | | | 14,73 | | | |
| 1.7 (49 kW) Eng.17 N 1/72-2/75 | | | | | | | | | | | | | | | | | | | | |
| 19-2172 | | | F | | | | | | | 17,46 | 50,29 | | | | | | 14,73 | | | |
| 1.7 S (61 kW) Eng.17 S 1/72-2/75 | | | | | | | | | | | | | | | | | | | | |
| 19-2172 | | | F | | | | | | | 17,46 | 50,29 | | | | | | 14,73 | | | |
| 1.9 (55 kW) Eng.19 N 3/75-8/77 | | | | | | | | | | | | | | | | | | | | |
| 19-2172 | | | F | | | | | | | 17,46 | 50,29 | | | | | | 14,73 | | | |
| 1.9 (66 kW) Eng.19 SH 3/75-8/77 | | | | | | | | | | | | | | | | | | | | |
| 19-2172 | | | F | | | | | | | 17,46 | 50,29 | | | | | | 14,73 | | | |
| 1.9 S (71 kW) Eng.19 SH 1/72-2/75 | | | | | | | | | | | | | | | | | | | | |
| 19-2172 | | | F | | | | | | | 17,46 | 50,29 | | | | | | 14,73 | | | |
| 2.0 (74 kW) Eng.20 S 9/75-8/77 | | | | | | | | | | | | | | | | | | | | |
| 19-2172 | | | F | | | | | | | 17,46 | 50,29 | | | | | | 14,73 | | | |
| 2.0 D (40 kW) Eng.20 D 8/74-8/77 | | | | | | | | | | | | | | | | | | | | |
| 19-2172 | | | F | | | | | | | 17,46 | 50,29 | | | | | | 14,73 | | | |

OPEL

| METELLI ref | Spare Parts | | F/R | L/R | | | ABS | A | B | C | D | E | F | G | H | I | L | M | Fig | NOTE |
|---|-------------|--|-----|-----|--|--|-----|---|---|-------|-------|---|---|---|---|---|---|---|-------|------|
| 2.1 D (44 kW) Eng.21 D 9/72-8/77 | | | | | | | | | | | | | | | | | | | | |
| 19-2172 | | | F | | | | | | | 17,46 | 50,29 | | | | | | | | 14,73 | |
| Rekord D Coupe 1/72-8/77 | | | | | | | | | | | | | | | | | | | | |
| 1.7 S (61 kW) Eng.17 S 1/72-2/75 | | | | | | | | | | | | | | | | | | | | |
| 19-2172 | | | F | | | | | | | 17,46 | 50,29 | | | | | | | | 14,73 | |
| 1.9 (55 kW) Eng.19 N 3/75-8/77 | | | | | | | | | | | | | | | | | | | | |
| 19-2172 | | | F | | | | | | | 17,46 | 50,29 | | | | | | | | 14,73 | |
| 1.9 (66 kW) Eng.19 SH 3/75-8/77 | | | | | | | | | | | | | | | | | | | | |
| 19-2172 | | | F | | | | | | | 17,46 | 50,29 | | | | | | | | 14,73 | |
| 1.9 S (71 kW) Eng.19 SH 1/72-2/75 | | | | | | | | | | | | | | | | | | | | |
| 19-2172 | | | F | | | | | | | 17,46 | 50,29 | | | | | | | | 14,73 | |
| 2.0 (74 kW) Eng.20 S 9/75-8/77 | | | | | | | | | | | | | | | | | | | | |
| 19-2172 | | | F | | | | | | | 17,46 | 50,29 | | | | | | | | 14,73 | |
| Rekord D SW 1/72-12/77 | | | | | | | | | | | | | | | | | | | | |
| 1.7 (44 kW) Eng.17 N 3/75-8/77 | | | | | | | | | | | | | | | | | | | | |
| 19-2172 | | | F | | | | | | | 17,46 | 50,29 | | | | | | | | 14,73 | |
| 1.7 (49 kW) Eng.17 N 1/72-2/75 | | | | | | | | | | | | | | | | | | | | |
| 19-2172 | | | F | | | | | | | 17,46 | 50,29 | | | | | | | | 14,73 | |
| 1.7 S (61 kW) Eng.17 S 1/72-2/75 | | | | | | | | | | | | | | | | | | | | |
| 19-2172 | | | F | | | | | | | 17,46 | 50,29 | | | | | | | | 14,73 | |
| 1.9 (55 kW) Eng.19 N 3/75-8/77 | | | | | | | | | | | | | | | | | | | | |
| 19-2172 | | | F | | | | | | | 17,46 | 50,29 | | | | | | | | 14,73 | |
| 1.9 (66 kW) Eng.19 SH 3/75-8/77 | | | | | | | | | | | | | | | | | | | | |
| 19-2172 | | | F | | | | | | | 17,46 | 50,29 | | | | | | | | 14,73 | |
| 1.9 S (71 kW) Eng.19 SH 1/72-2/75 | | | | | | | | | | | | | | | | | | | | |
| 19-2172 | | | F | | | | | | | 17,46 | 50,29 | | | | | | | | 14,73 | |

OPEL

| METELLI ref | Spare Parts | | F/R | L/R | | | ABS | A | B | C | D | E | F | G | H | I | L | M | Fig | NOTE |
|---|-------------|--------|-----|-----|--|--|-----|---|---|-------|-------|---|---|---|---|---|-------|---|-----|------|
| 2.0 D (40 kW) Eng.20 D 8/74-8/77 | | | | | | | | | | | | | | | | | | | | |
| 19-2172 | | | F | | | | | | | 17,46 | 50,29 | | | | | | 14,73 | | | |
| 2.0 S (74 kW) Eng.20 S 9/75-8/77 | | | | | | | | | | | | | | | | | | | | |
| 19-2172 | | | F | | | | | | | 17,46 | 50,29 | | | | | | 14,73 | | | |
| 2.1 D (44 kW) Eng.21 D 9/72-8/77 | | | | | | | | | | | | | | | | | | | | |
| 19-2172 | | | F | | | | | | | 17,46 | 50,29 | | | | | | 14,73 | | | |
| Rekord E (17_, 19_, 11_, 14_, 16_) 1/77-8/86 | | | | | | | | | | | | | | | | | | | | |
| 1.7 (44 kW) Eng.17 N 9/77-10/82 | | | | | | | | | | | | | | | | | | | | |
| 19-2170 | | | F | | | | | | | 17,46 | 59,13 | | | | | | 16,76 | | | A/T |
| 19-2172 | | | F | | | | | | | 17,46 | 50,29 | | | | | | 14,73 | | | M/T |
| 1.8 (55 kW) Eng.18 N 11/82-8/86 | | | | | | | | | | | | | | | | | | | | |
| 19-2172 | | | F | | | | | | | 17,46 | 50,29 | | | | | | 14,73 | | | |
| 1.8 E (74 kW) Eng.C 18 NV 5/85-8/86 | | | | | | | | | | | | | | | | | | | | |
| 19-2172 | | | F | | | | | | | 17,46 | 50,29 | | | | | | 14,73 | | | |
| 1.8 S (66 kW) Eng.18 S 11/82-8/86 | | | | | | | | | | | | | | | | | | | | |
| 19-2172 | | | F | | | | | | | 17,46 | 50,29 | | | | | | 14,73 | | | |
| 1.9 (55 kW) Eng.19 N 9/77-10/82 | | | | | | | | | | | | | | | | | | | | |
| 19-2170 | | | F | | | | | | | 17,46 | 59,13 | | | | | | 16,76 | | | A/T |
| 19-2172 | | | F | | | | | | | 17,46 | 50,29 | | | | | | 14,73 | | | M/T |
| 2.0 (66 kW) Eng.20 N 9/77-10/82 | | | | | | | | | | | | | | | | | | | | |
| 19-2170 | | | F | | | | | | | 17,46 | 59,13 | | | | | | 16,76 | | | A/T |
| 19-2172 | | | F | | | | | | | 17,46 | 50,29 | | | | | | 14,73 | | | M/T |
| 2.0 D (43 kW) Eng.20 D 9/77-10/82 | | | | | | | | | | | | | | | | | | | | |
| 19-2170 | | | F | | | | | | | 17,46 | 59,13 | | | | | | 16,76 | | | |
| 2.0 E (81 kW) Eng.20 E 9/77-10/84 | | | | | | | | | | | | | | | | | | | | |
| 19-2170 | | -12/81 | F | | | | | | | 17,46 | 59,13 | | | | | | 16,76 | | | |
| 19-2172 | | 01/81- | F | | | | | | | 17,46 | 50,29 | | | | | | 14,73 | | | |

OPEL

| METELLI ref | Spare Parts | | F/R | L/R | | | ABS | A | B | C | D | E | F | G | H | I | L | M | Fig | NOTE |
|---|-------------|--|-----|-----|--|--|-----|---|---|-------|-------|---|---|---|---|---|---|-------|-----|------|
| 2.0 S (74 kW) Eng.20 S 8/77-8/86 | | | | | | | | | | | | | | | | | | | | |
| 19-2170 | | | F | | | | | | | 17,46 | 59,13 | | | | | | | 16,76 | | A/T |
| 19-2172 | | | F | | | | | | | 17,46 | 50,29 | | | | | | | 14,73 | | M/T |
| 2.1 D (44 kW) Eng.21 D 9/77-7/78 | | | | | | | | | | | | | | | | | | | | |
| 19-2170 | | | F | | | | | | | 17,46 | 59,13 | | | | | | | 16,76 | | |
| 2.2 D (48 kW) Eng.23 D 8/78-8/83 | | | | | | | | | | | | | | | | | | | | |
| 19-2170 | | | F | | | | | | | 17,46 | 59,13 | | | | | | | 16,76 | | |
| 2.2 D (52 kW) Eng.23 D (11.82-08.86) 11/82-8/86 | | | | | | | | | | | | | | | | | | | | |
| 19-2170 | | | F | | | | | | | 17,46 | 59,13 | | | | | | | 16,76 | | |
| 2.2 E (85 kW) Eng.22 E 11/84-8/86 | | | | | | | | | | | | | | | | | | | | |
| 19-2172 | | | F | | | | | | | 17,46 | 50,29 | | | | | | | 14,73 | | |
| 2.2 TD (63 kW) Eng.23 TD 6/84-8/86 | | | | | | | | | | | | | | | | | | | | |
| 19-2170 | | | F | | | | | | | 17,46 | 59,13 | | | | | | | 16,76 | | |
| Rekord E SW (61_, 66_, 67_) 1/77-8/86 | | | | | | | | | | | | | | | | | | | | |
| 1.7 (44 kW) Eng.17 N 9/77-10/82 | | | | | | | | | | | | | | | | | | | | |
| 19-2170 | | | F | | | | | | | 17,46 | 59,13 | | | | | | | 16,76 | | A/T |
| 19-2172 | | | F | | | | | | | 17,46 | 50,29 | | | | | | | 14,73 | | M/T |
| 1.8 (55 kW) Eng.18 N 11/82-8/86 | | | | | | | | | | | | | | | | | | | | |
| 19-2172 | | | F | | | | | | | 17,46 | 50,29 | | | | | | | 14,73 | | |
| 1.8 E (74 kW) Eng.C 18 NV 5/85-8/86 | | | | | | | | | | | | | | | | | | | | |
| 19-2172 | | | F | | | | | | | 17,46 | 50,29 | | | | | | | 14,73 | | |
| 1.8 S (66 kW) Eng.18 S 11/82-8/86 | | | | | | | | | | | | | | | | | | | | |
| 19-2172 | | | F | | | | | | | 17,46 | 50,29 | | | | | | | 14,73 | | |
| 1.9 (55 kW) Eng.19 N 9/77-10/82 | | | | | | | | | | | | | | | | | | | | |
| 19-2170 | | | F | | | | | | | 17,46 | 59,13 | | | | | | | 16,76 | | A/T |
| 19-2172 | | | F | | | | | | | 17,46 | 50,29 | | | | | | | 14,73 | | M/T |
| 2.0 (66 kW) Eng.20 N 9/77-10/82 | | | | | | | | | | | | | | | | | | | | |
| 19-2170 | | | F | | | | | | | 17,46 | 59,13 | | | | | | | 16,76 | | A/T |

OPEL

| METELLI ref | Spare Parts | | F/R | L/R | | | ABS | A | B | C | D | E | F | G | H | I | L | M | Fig | NOTE |
|---|-------------|--------|-----|-----|--|--|-----|---|---|-------|-------|---|---|---|---|---|-------|---|-----|------|
| 19-2172 | | | F | | | | | | | 17,46 | 50,29 | | | | | | 14,73 | | | M/T |
| 2.0 D (43 kW) Eng.20 D 9/77-10/82 | | | | | | | | | | | | | | | | | | | | |
| 19-2170 | | | F | | | | | | | 17,46 | 59,13 | | | | | | 16,76 | | | |
| 2.0 E (81 kW) Eng.20 E 9/77-10/84 | | | | | | | | | | | | | | | | | | | | |
| 19-2170 | | -12/81 | F | | | | | | | 17,46 | 59,13 | | | | | | 16,76 | | | |
| 19-2172 | | 01/81- | F | | | | | | | 17,46 | 50,29 | | | | | | 14,73 | | | |
| 2.0 S (74 kW) Eng.20 S 8/77-8/86 | | | | | | | | | | | | | | | | | | | | |
| 19-2170 | | | F | | | | | | | 17,46 | 59,13 | | | | | | 16,76 | | | A/T |
| 19-2172 | | | F | | | | | | | 17,46 | 50,29 | | | | | | 14,73 | | | M/T |
| 2.1 D (44 kW) Eng.21 D 9/77-7/78 | | | | | | | | | | | | | | | | | | | | |
| 19-2170 | | | F | | | | | | | 17,46 | 59,13 | | | | | | 16,76 | | | |
| 2.2 D (48 kW) Eng.23 D 8/78-8/83 | | | | | | | | | | | | | | | | | | | | |
| 19-2170 | | | F | | | | | | | 17,46 | 59,13 | | | | | | 16,76 | | | |
| 2.2 E (85 kW) Eng.22 E 11/84-8/86 | | | | | | | | | | | | | | | | | | | | |
| 19-2172 | | | F | | | | | | | 17,46 | 50,29 | | | | | | 14,73 | | | |
| 2.2 TD (63 kW) Eng.23 TD 6/84-8/86 | | | | | | | | | | | | | | | | | | | | |
| 19-2170 | | | F | | | | | | | 17,46 | 59,13 | | | | | | 16,76 | | | |
| 2.3 D (52 kW) Eng.23 D (11.82-08.86) 11/82-8/86 | | | | | | | | | | | | | | | | | | | | |
| 19-2170 | | | F | | | | | | | 17,46 | 59,13 | | | | | | 16,76 | | | |
| Senator A (29_) 1/78-8/87 | | | | | | | | | | | | | | | | | | | | |
| 2.0 E (85 kW) Eng.H 20 E (06.83-10.84) 3/83-10/84 | | | | | | | | | | | | | | | | | | | | |
| 19-2170 | | | F | | | | | | | 17,46 | 59,13 | | | | | | 16,76 | | | |
| 2.2 E (85 kW) Eng.22 E 11/84-8/87 | | | | | | | | | | | | | | | | | | | | |
| 19-2170 | | | F | | | | | | | 17,46 | 59,13 | | | | | | 16,76 | | | |
| 2.2 TD (63 kW) Eng.23 TD 11/84-8/87 | | | | | | | | | | | | | | | | | | | | |
| 19-2170 | | | F | | | | | | | 17,46 | 59,13 | | | | | | 16,76 | | | |
| 2.5 (85 kW) Eng.25 S 5/78-12/80 | | | | | | | | | | | | | | | | | | | | |
| 19-2169 | | | F | | | | | | | 31,8 | 59 | | | | | | 15,9 | | | |

OPEL

| METELLI ref | Spare Parts | F/R | L/R | ABS | A | B | C | D | E | F | G | H | I | L | M | Fig | NOTE |
|--|-------------|-----|-----|-----|---|---|-------|-------|-------|---|---|---|---|-------|---|-----|------|
| 19-2170 | | F | | | | | 17,46 | 59,13 | | | | | | 16,76 | | | |
| 2.5 E (100 kW) Eng.H 25 E (01.83-08.84) 1/83-8/84 | | | | | | | | | | | | | | | | | |
| 19-2170 | | F | | | | | 17,46 | 59,13 | | | | | | 16,76 | | | |
| 2.5 E (103 kW) Eng.25 E 9/84-8/87 | | | | | | | | | | | | | | | | | |
| 19-2170 | | F | | | | | 17,46 | 59,13 | | | | | | 16,76 | | | |
| 2.8 (103 kW) Eng.28 H 2/78-4/81 | | | | | | | | | | | | | | | | | |
| 19-2169 | | F | | | | | 31,8 | 59 | | | | | | 15,9 | | | |
| 19-2170 | | F | | | | | 17,46 | 59,13 | | | | | | 16,76 | | | |
| 3.0 (110 kW) Eng.30 H (04.78-07.82) 4/78-7/82 | | | | | | | | | | | | | | | | | |
| 19-2169 | | F | | | | | 31,8 | 59 | | | | | | 15,9 | | | |
| 19-2170 | | F | | | | | 17,46 | 59,13 | | | | | | 16,76 | | | |
| 3.0 (115 kW) Eng.C 30 LE 9/85-8/87 | | | | | | | | | | | | | | | | | |
| 19-2170 | | F | | | | | 17,46 | 59,13 | | | | | | 16,76 | | | |
| 3.0 E (132 kW) Eng.30 E 2/78-12/86 | | | | | | | | | | | | | | | | | |
| 19-2169 | | F | | | | | 31,8 | 59 | | | | | | 15,9 | | | |
| 19-2170 | | F | | | | | 17,46 | 59,13 | | | | | | 16,76 | | | |
| Senator B (V88) 9/87-9/93 | | | | | | | | | | | | | | | | | |
| 2.5 i (P19) (103 kW) Eng.25 NE (09.90-.) 9/90-9/93 | | | | | | | | | | | | | | | | | |
| 19-2176 | | F | | 48 | | | 35 | | 136,7 | | | | | 74 | | | |
| 2.6 i (P19) (110 kW) Eng.C 26 NE 9/90-9/93 | | | | | | | | | | | | | | | | | |
| 19-2176 | | F | | 48 | | | 35 | | 136,7 | | | | | 74 | | | |
| 3.0 (P19) (115 kW) Eng.C 30 LE 9/87-9/93 | | | | | | | | | | | | | | | | | |
| 19-2176 | | F | | 48 | | | 35 | | 136,7 | | | | | 74 | | | |
| 3.0 (P19) (130 kW) Eng.30 NE 1/88-9/90 | | | | | | | | | | | | | | | | | |
| 19-2176 | | F | | 48 | | | 35 | | 136,7 | | | | | 74 | | | |
| 3.0 24V (P19) (150 kW) Eng.C 30 SE 9/89-9/93 | | | | | | | | | | | | | | | | | |
| 19-2176 | | F | | 48 | | | 35 | | 136,7 | | | | | 74 | | | |

OPEL

| METELLI ref | Spare Parts | F/R | L/R | ABS | A | B | C | D | E | F | G | H | I | L | M | Fig | NOTE |
|---|-------------|-----|-----|-----|---|----|----|---|-------|---|---|---|---|------|---|-----|------|
| 3.0 i Cat (P19) (130 kW) Eng.C 30 NE 1/88-9/93 | | | | | | | | | | | | | | | | | |
| 19-2176 | | F | | 48 | | | 35 | | 136,7 | | | | | 74 | | | |
| 3.6 (P19) (147 kW) Eng.C 36 NEI 9/91-8/93 | | | | | | | | | | | | | | | | | |
| 19-2176 | | F | | 48 | | | 35 | | 136,7 | | | | | 74 | | | |
| Signum Hatchback (Z03) 5/03-12/08 | | | | | | | | | | | | | | | | | |
| 1.8 (F48) (90 kW) Eng.Z 18 XE 5/03-7/05 | | | | | | | | | | | | | | | | | |
| 19-2725 | | R | | | | | | | 140 | | | | | 84,8 | | | |
| 19-2802 | | F | | | | | | | 137 | | | | | 102 | | | |
| 19-8126 | | F | | | | 30 | | | 136 | | | | | 85 | | | |
| 1.8 (F48) (103 kW) Eng.Z 18 XER 9/05-12/08 | | | | | | | | | | | | | | | | | |
| 19-2725 | | R | | | | | | | 140 | | | | | 84,8 | | | |
| 19-8126 | | F | | | | 30 | | | 136 | | | | | 85 | | | |
| 1.9 CDTI (F48) (74 kW) Eng.Z 19 DTL 8/05-2/08 | | | | | | | | | | | | | | | | | |
| 19-2725 | | R | | | | | | | 140 | | | | | 84,8 | | | |
| 19-8126 | | F | | | | 30 | | | 136 | | | | | 85 | | | |
| 1.9 CDTI (F48) (88 kW) Eng.Z 19 DT 4/04-2/08 | | | | | | | | | | | | | | | | | |
| 19-2725 | | R | | | | | | | 140 | | | | | 84,8 | | | |
| 19-2802 | | F | | | | | | | 137 | | | | | 102 | | | |
| 19-8126 | | F | | | | 30 | | | 136 | | | | | 85 | | | |
| 1.9 CDTI (F48) (110 kW) Eng.Z 19 DTH 4/04-2/08 | | | | | | | | | | | | | | | | | |
| 19-2725 | | R | | | | | | | 140 | | | | | 84,8 | | | |
| 19-2802 | | F | | | | | | | 137 | | | | | 102 | | | |
| 19-8126 | | F | | | | 30 | | | 136 | | | | | 85 | | | |
| 2.0 DTI (F48) (74 kW) Eng.Y 20 DTH 5/03-4/04 | | | | | | | | | | | | | | | | | |
| 19-2725 | | R | | | | | | | 140 | | | | | 84,8 | | | |
| 19-2802 | | F | | | | | | | 137 | | | | | 102 | | | |
| 19-8126 | | F | | | | 30 | | | 136 | | | | | 85 | | | |

OPEL

| METELLI ref | Spare Parts | | F/R | L/R | | | ABS | A | B | C | D | E | F | G | H | I | L | M | Fig | NOTE |
|--|-------------|--|-----|-----|--|--|-----|---|----|---|---|-----|---|---|---|---|---|------|-----|------|
| 2.0 Turbo (F48) (129 kW) Eng.Z 20 NET 5/03-12/08 | | | | | | | | | | | | | | | | | | | | |
| 19-2725 | | | R | | | | | | | | | 140 | | | | | | 84,8 | | |
| 19-2802 | | | F | | | | | | | | | 137 | | | | | | 102 | | |
| 19-8126 | | | F | | | | | | 30 | | | 136 | | | | | | 85 | | |
| 2.2 direct (F48) (114 kW) Eng.Z 22 YH 5/03-9/08 | | | | | | | | | | | | | | | | | | | | |
| 19-2725 | | | R | | | | | | | | | 140 | | | | | | 84,8 | | |
| 19-2802 | | | F | | | | | | | | | 137 | | | | | | 102 | | |
| 19-8126 | | | F | | | | | | 30 | | | 136 | | | | | | 85 | | |
| 2.2 DTI (F48) (92 kW) Eng.Y 22 DTR 5/03-4/04 | | | | | | | | | | | | | | | | | | | | |
| 19-2725 | | | R | | | | | | | | | 140 | | | | | | 84,8 | | |
| 19-2802 | | | F | | | | | | | | | 137 | | | | | | 102 | | |
| 19-8126 | | | F | | | | | | 30 | | | 136 | | | | | | 85 | | |
| 2.8 V6 Turbo (F48) (169 kW) Eng.Z 28 NEL 9/05-12/08 | | | | | | | | | | | | | | | | | | | | |
| 19-2725 | | | R | | | | | | | | | 140 | | | | | | 84,8 | | |
| 19-8126 | | | F | | | | | | 30 | | | 136 | | | | | | 85 | | |
| 2.8 V6 Turbo (F48) (184 kW) Eng.Z 28 NET 1/06-12/08 | | | | | | | | | | | | | | | | | | | | |
| 19-2725 | | | R | | | | | | | | | 140 | | | | | | 84,8 | | |
| 19-8126 | | | F | | | | | | 30 | | | 136 | | | | | | 85 | | |
| 3.0 V6 CDTI (F48) (130 kW) Eng.Y 30 DT 5/03-7/05 | | | | | | | | | | | | | | | | | | | | |
| 19-2725 | | | R | | | | | | | | | 140 | | | | | | 84,8 | | |
| 19-2802 | | | F | | | | | | | | | 137 | | | | | | 102 | | |
| 19-8126 | | | F | | | | | | 30 | | | 136 | | | | | | 85 | | |
| 3.0 V6 CDTI (F48) (135 kW) Eng.Z 30 DT 9/05-12/08 | | | | | | | | | | | | | | | | | | | | |
| 19-2725 | | | R | | | | | | | | | 140 | | | | | | 84,8 | | |
| 19-8126 | | | F | | | | | | 30 | | | 136 | | | | | | 85 | | |
| 3.2 V6 (F48) (155 kW) Eng.Z 32 SE 5/03-7/05 | | | | | | | | | | | | | | | | | | | | |
| 19-2725 | | | R | | | | | | | | | 140 | | | | | | 84,8 | | |
| 19-2802 | | | F | | | | | | | | | 137 | | | | | | 102 | | |

OPEL

| METELLI ref | Spare Parts | | F/R | L/R | | | ABS | A | B | C | D | E | F | G | H | I | L | M | Fig | NOTE |
|---|-------------|--|-----|-----|--|--|-----|---|----|-------|-------|-----|---|---|---|---|----|---|-------|------------|
| 19-8126 | | | F | | | | | | 30 | | | 136 | | | | | 85 | | | |
| Tigra (S93) 1/91-12/00 | | | | | | | | | | | | | | | | | | | | |
| 1.4 16V (F07) (63 kW) Eng.X 14 XE 8/97-12/00 | | | | | | | | | | | | | | | | | | | | |
| 19-2172 | | | R | | | | | | | 17,46 | 50,29 | | | | | | | | 14,73 | |
| 19-2178 | | | F | | | | | | | 34 | 66 | | | | | | | | 37 | |
| 1.4 16V (F07) (66 kW) Eng.X 14 XE 7/94-12/00 | | | | | | | | | | | | | | | | | | | | |
| 19-2172 | | | R | | | | | | | 17,46 | 50,29 | | | | | | | | 14,73 | |
| 19-2178 | | | F | | | | | | | 34 | 66 | | | | | | | | 37 | |
| 1.6 16V (F07) (74 kW) Eng.C 16 SEL 8/97-8/98 | | | | | | | | | | | | | | | | | | | | |
| 19-2172 | | | R | | | | | | | 17,46 | 50,29 | | | | | | | | 14,73 | |
| 19-2178 | | | F | | | | | | | 34 | 66 | | | | | | | | 37 | |
| 1.6 16V (F07) (78 kW) Eng.X 16 XE 7/94-8/98 | | | | | | | | | | | | | | | | | | | | |
| 19-2172 | | | R | | | | | | | 17,46 | 50,29 | | | | | | | | 14,73 | |
| 19-2178 | | | F | | | | | | | 34 | 66 | | | | | | | | 37 | |
| Tigra TwinTop (X04) 6/04-12/10 | | | | | | | | | | | | | | | | | | | | |
| 1.3 CDTI (R97) (51 kW) Eng.Z 13 DT 6/04-12/10 | | | | | | | | | | | | | | | | | | | | |
| 19-2289 | | | F | | | | | | | 34 | 67 | | | | | | | | 37 | |
| 19-2436 | | | R | | | | | | | 27 | 53 | | | | | | | | 43 | Brake drum |
| 19-2437 | | | R | | | | | | | | | 123 | | | | | | | | Brake disc |
| 1.4 (R97) (66 kW) Eng.Z 14 XEP 6/04-12/10 | | | | | | | | | | | | | | | | | | | | |
| 19-2289 | | | F | | | | | | | 34 | 67 | | | | | | | | 37 | |
| 19-2436 | | | R | | | | | | | 27 | 53 | | | | | | | | 43 | Brake drum |
| 19-2437 | | | R | | | | | | | | | 123 | | | | | | | | Brake disc |
| 1.8 (R97) (92 kW) Eng.Z 18 XE 6/04-12/10 | | | | | | | | | | | | | | | | | | | | |
| 19-2289 | | | F | | | | | | | 34 | 67 | | | | | | | | 37 | |
| 19-2436 | | | R | | | | | | | 27 | 53 | | | | | | | | 43 | Brake drum |

OPEL

| METELLI ref | Spare Parts | | F/R | L/R | | ABS | A | B | C | D | E | F | G | H | I | L | M | Fig | NOTE |
|--|-------------|--------|-----|-----|--|-----|---|----|-------|-------|-----|---|---|---|---|---|---|-------|-----------------|
| 19-2437 | | | R | | | | | | | | 123 | | | | | | | | Brake disc |
| Vectra A (J89) 9/88-11/95 | | | | | | | | | | | | | | | | | | | |
| 1.4 S (F19, M19) (55 kW) Eng.14 NV 9/88-6/92 | | | | | | | | | | | | | | | | | | | |
| 19-2172 | | | R | | | | | | 17,46 | 50,29 | | | | | | | | 14,73 | |
| 19-2173 | | | F | | | | | | 34 | 64 | | | | | | | | 37 | |
| 1.6 (F19, M19) (51 kW) Eng.C 16 LZ2 8/92-7/93 | | | | | | | | | | | | | | | | | | | |
| 19-2173 | | | F | | | | | | 34 | 64 | | | | | | | | 37 | |
| 1.6 (F19, M19) (60 kW) Eng.16 SV 9/88-5/93 | | | | | | | | | | | | | | | | | | | |
| 19-2172 | | -12/92 | R | | | | | | 17,46 | 50,29 | | | | | | | | 14,73 | |
| 19-2174 | | | F | | | | | | 39 | 72 | | | | | | | | 37 | A/T |
| 19-2580 | | 01/93- | R | | | | | 26 | | | 136 | | | | | | | 137 | +ABS |
| 19-2587 | | 01/93- | R | | | | | 24 | | | 136 | | | | | | | 117 | -ABS |
| 1.6 i (F19, M19) (52 kW) Eng.X 16 SZ 9/93-11/95 | | | | | | | | | | | | | | | | | | | |
| 19-2178 | | | F | | | | | | 34 | 66 | | | | | | | | 37 | Eng. X16SZ, A/T |
| 19-2580 | | | R | | | | | 26 | | | 136 | | | | | | | 137 | +ABS |
| 19-2587 | | | R | | | | | 24 | | | 136 | | | | | | | 117 | -ABS |
| 1.6 i (F19, M19) (55 kW) Eng.16 LZ2, C 16 LZ2 9/93-11/95 | | | | | | | | | | | | | | | | | | | |
| 19-2174 | | -12/93 | F | | | | | | 39 | 72 | | | | | | | | 37 | Eng. C16LZ2 |
| 19-2178 | | 01/94- | F | | | | | | 34 | 66 | | | | | | | | 37 | Eng. C16LZ2 |
| 19-2580 | | | R | | | | | 26 | | | 136 | | | | | | | 137 | +ABS |
| 19-2587 | | | R | | | | | 24 | | | 136 | | | | | | | 117 | -ABS |
| 1.6 i (F19, M19) (55 kW) Eng.C 16 NZ, C 16 NZ2, E 16 NZ 9/88-11/95 | | | | | | | | | | | | | | | | | | | |
| 19-2172 | | -12/92 | R | | | | | | 17,46 | 50,29 | | | | | | | | 14,73 | |
| 19-2174 | | -12/93 | F | | | | | | 39 | 72 | | | | | | | | 37 | Eng. C16NZ2 |
| 19-2178 | | 01/94- | F | | | | | | 34 | 66 | | | | | | | | 37 | A/T |
| 19-2580 | | 01/93- | R | | | | | 26 | | | 136 | | | | | | | 137 | +ABS |
| 19-2587 | | 01/93- | R | | | | | 24 | | | 136 | | | | | | | 117 | -ABS |

OPEL

| METELLI ref | Spare Parts | | F/R | L/R | | | ABS | A | B | C | D | E | F | G | H | I | L | M | Fig | NOTE |
|--|-------------|--------|-----|-----|--|--|-----|---|----|-------|-------|-----|---|---|---|---|---|-------|-----|------|
| 1.7 D (F19, M19) (42 kW) Eng.17 D (-09.92) 10/88-9/92 | | | | | | | | | | | | | | | | | | | | |
| 19-2172 | | | R | | | | | | | 17,46 | 50,29 | | | | | | | 14,73 | | |
| 19-2174 | | | F | | | | | | | 39 | 72 | | | | | | | 37 | | |
| 1.7 D (F19, M19) (44 kW) Eng.17 DR (07.92-) 7/92-11/95 | | | | | | | | | | | | | | | | | | | | |
| 19-2172 | | -12/92 | R | | | | | | | 17,46 | 50,29 | | | | | | | 14,73 | | |
| 19-2174 | | | F | | | | | | | 39 | 72 | | | | | | | 37 | | |
| 19-2580 | | 01/93- | R | | | | | | 26 | | | 136 | | | | | | 137 | | +ABS |
| 19-2587 | | 01/93- | R | | | | | | 24 | | | 136 | | | | | | 117 | | -ABS |
| 1.7 TD (F19, M19) (60 kW) Eng.17 TD 3/90-11/95 | | | | | | | | | | | | | | | | | | | | |
| 19-2172 | | -12/92 | R | | | | | | | 17,46 | 50,29 | | | | | | | 14,73 | | |
| 19-2174 | | | F | | | | | | | 39 | 72 | | | | | | | 37 | | |
| 19-2580 | | 01/93- | R | | | | | | 26 | | | 136 | | | | | | 137 | | +ABS |
| 19-2587 | | 01/93- | R | | | | | | 24 | | | 136 | | | | | | 117 | | -ABS |
| 1.8 i Cat (F19, M19) (66 kW) Eng.C 18 NZ 3/90-11/95 | | | | | | | | | | | | | | | | | | | | |
| 19-2172 | | -12/92 | R | | | | | | | 17,46 | 50,29 | | | | | | | 14,73 | | |
| 19-2174 | | | F | | | | | | | 39 | 72 | | | | | | | 37 | | |
| 19-2580 | | 01/93- | R | | | | | | 26 | | | 136 | | | | | | 137 | | +ABS |
| 19-2587 | | 01/93- | R | | | | | | 24 | | | 136 | | | | | | 117 | | -ABS |
| 1.8 S (F19, M19) (65 kW) Eng.E 18 NVR 9/88-7/89 | | | | | | | | | | | | | | | | | | | | |
| 19-2172 | | | R | | | | | | | 17,46 | 50,29 | | | | | | | 14,73 | | |
| 19-2174 | | | F | | | | | | | 39 | 72 | | | | | | | 37 | | |
| 1.8 S (F19, M19) (66 kW) Eng.18 SV 9/89-10/90 | | | | | | | | | | | | | | | | | | | | |
| 19-2172 | | | R | | | | | | | 17,46 | 50,29 | | | | | | | 14,73 | | |
| 19-2174 | | | F | | | | | | | 39 | 72 | | | | | | | 37 | | |
| 1.8 S 4x4 (F19, M19) (65 kW) Eng.E 18 NVR 1/89-7/89 | | | | | | | | | | | | | | | | | | | | |
| 19-2174 | | | F | | | | | | | 39 | 72 | | | | | | | 37 | | |
| 2.0 i (F19, M19) (85 kW) Eng.20 NE 9/88-10/90 | | | | | | | | | | | | | | | | | | | | |
| 19-2172 | | | R | | | | | | | 17,46 | 50,29 | | | | | | | 14,73 | | |
| 19-2174 | | | F | | | | | | | 39 | 72 | | | | | | | 37 | | |

OPEL

| METELLI ref | Spare Parts | | F/R | L/R | | | ABS | A | B | C | D | E | F | G | H | I | L | M | Fig | NOTE |
|--|-------------|--------|-----|-----|--|--|-----|----|---|-------|-------|-----|---|---|---|---|---|---|-------|------|
| 2.0 i (F19, M19) (95 kW) Eng.20 SEH 9/88-9/92 | | | | | | | | | | | | | | | | | | | | |
| 19-2172 | | | R | | | | | | | 17,46 | 50,29 | | | | | | | | 14,73 | |
| 19-2174 | | | F | | | | | | | 39 | 72 | | | | | | | | 37 | |
| 2.0 i 16V (F19, M19) (100 kW) Eng.X 20 XEV 8/92-8/95 | | | | | | | | | | | | | | | | | | | | |
| 19-2174 | | | F | | | | | | | 39 | 72 | | | | | | | | 37 | |
| 19-2580 | | | R | | | | | 26 | | | | 136 | | | | | | | 137 | +ABS |
| 19-2587 | | | R | | | | | 24 | | | | 136 | | | | | | | 117 | -ABS |
| 2.0 i 16V 4x4 (F19, M19) (100 kW) Eng.X 20 XEV 6/94-11/95 | | | | | | | | | | | | | | | | | | | | |
| 19-2174 | | | F | | | | | | | 39 | 72 | | | | | | | | 37 | |
| 2.0 i 4x4 (F19, M19) (85 kW) Eng.20 NE 1/89-10/90 | | | | | | | | | | | | | | | | | | | | |
| 19-2174 | | | F | | | | | | | 39 | 72 | | | | | | | | 37 | |
| 2.0 i 4x4 (F19, M19) (95 kW) Eng.20 SEH 8/89-7/92 | | | | | | | | | | | | | | | | | | | | |
| 19-2174 | | | F | | | | | | | 39 | 72 | | | | | | | | 37 | |
| 2.0 i Cat (F19, M19) (85 kW) Eng.C 20 NE 9/88-11/95 | | | | | | | | | | | | | | | | | | | | |
| 19-2172 | | -12/92 | R | | | | | | | 17,46 | 50,29 | | | | | | | | 14,73 | |
| 19-2174 | | | F | | | | | | | 39 | 72 | | | | | | | | 37 | |
| 19-2580 | | 01/93- | R | | | | | 26 | | | | 136 | | | | | | | 137 | +ABS |
| 19-2587 | | 01/93- | R | | | | | 24 | | | | 136 | | | | | | | 117 | -ABS |
| 2.0 i Cat 4x4 (F19, M19) (85 kW) Eng.C 20 NE 1/89-11/95 | | | | | | | | | | | | | | | | | | | | |
| 19-2174 | | | F | | | | | | | 39 | 72 | | | | | | | | 37 | |
| 2.0 i Turbo 4x4 (F19, M19) (150 kW) Eng.C 20 LET 6/94-11/95 | | | | | | | | | | | | | | | | | | | | |
| 19-2177 | | | F | | | | | | | 39 | 74 | | | | | | | | 39 | |
| 2.5 V6 (F19, M19) (125 kW) Eng.C 25 XE 2/93-11/95 | | | | | | | | | | | | | | | | | | | | |
| 19-2177 | | | F | | | | | | | 39 | 74 | | | | | | | | 39 | |
| 19-2438 | | | R | | | | | 29 | | | | 140 | | | | | | | 146 | |
| 2000/GT 16V Cat (F19, M19) (110 kW) Eng.C 20 XE 2/90-11/95 | | | | | | | | | | | | | | | | | | | | |
| 19-2174 | | | F | | | | | | | 39 | 72 | | | | | | | | 37 | |
| 19-2580 | | 01/93- | R | | | | | 26 | | | | 136 | | | | | | | 137 | +ABS |
| 19-2587 | | 01/93- | R | | | | | 24 | | | | 136 | | | | | | | 117 | -ABS |

OPEL

| METELLI ref | Spare Parts | | F/R | L/R | | | ABS | A | B | C | D | E | F | G | H | I | L | M | Fig | NOTE |
|---|-------------|--------|-----|-----|--|--|-----|----|---|-------|-------|-----|---|---|---|---|---|---|-------|-----------------------------|
| 2000/GT 16V Cat 4x4 (F19, M19) (110 kW) Eng.C 20 XE 2/90-11/95 | | | | | | | | | | | | | | | | | | | | |
| 19-2174 | | | F | | | | | | | 39 | 72 | | | | | | | | 37 | |
| Vectra A Hatchback (J89) 4/88-11/95 | | | | | | | | | | | | | | | | | | | | |
| 1.4 S (F68, M68) (55 kW) Eng.14 NV 4/88-6/92 | | | | | | | | | | | | | | | | | | | | |
| 19-2172 | | | R | | | | | | | 17,46 | 50,29 | | | | | | | | 14,73 | |
| 19-2173 | | | F | | | | | | | 34 | 64 | | | | | | | | 37 | |
| 1.6 i (F68, M68) (52 kW) Eng.X 16 SZ 9/93-11/95 | | | | | | | | | | | | | | | | | | | | |
| 19-2178 | | | F | | | | | | | 34 | 66 | | | | | | | | 37 | Eng. X16SZ, A/T |
| 19-2580 | | | R | | | | | 26 | | | | 136 | | | | | | | 137 | +ABS |
| 19-2587 | | | R | | | | | 24 | | | | 136 | | | | | | | 117 | -ABS |
| 1.6 i (F68, M68) (55 kW) Eng.16 LZ2 9/93-11/95 | | | | | | | | | | | | | | | | | | | | |
| 19-2174 | | -12/93 | F | | | | | | | 39 | 72 | | | | | | | | 37 | Eng. C16LZ2 |
| 19-2178 | | 01/94- | F | | | | | | | 34 | 66 | | | | | | | | 37 | Eng. C16LZ2 |
| 19-2580 | | | R | | | | | 26 | | | | 136 | | | | | | | 137 | +ABS |
| 19-2587 | | | R | | | | | 24 | | | | 136 | | | | | | | 117 | -ABS |
| 1.6 i Cat (F68, M68) (55 kW) Eng.C 16 NZ (09.88-08.94), C 16 NZ2 (08.94-.) 9/88-11/95 | | | | | | | | | | | | | | | | | | | | |
| 19-2172 | | -12/92 | R | | | | | | | 17,46 | 50,29 | | | | | | | | 14,73 | |
| 19-2174 | | -12/93 | F | | | | | | | 39 | 72 | | | | | | | | 37 | Eng. C16NZ2 |
| 19-2178 | | 01/94- | F | | | | | | | 34 | 66 | | | | | | | | 37 | Eng. C16NZ Eng. C16NZ2, A/T |
| 19-2580 | | 01/93- | R | | | | | 26 | | | | 136 | | | | | | | 137 | +ABS |
| 19-2587 | | 01/93- | R | | | | | 24 | | | | 136 | | | | | | | 117 | -ABS |
| 1.6 S (60 kW) Eng.16 SV 9/88-5/93 | | | | | | | | | | | | | | | | | | | | |
| 19-2172 | | -12/92 | R | | | | | | | 17,46 | 50,29 | | | | | | | | 14,73 | |
| 19-2174 | | | F | | | | | | | 39 | 72 | | | | | | | | 37 | A/T |
| 19-2580 | | 01/93- | R | | | | | 26 | | | | 136 | | | | | | | 137 | +ABS |
| 19-2587 | | 01/93- | R | | | | | 24 | | | | 136 | | | | | | | 117 | -ABS |
| 1.7 D (F68, M68) (42 kW) Eng.17 D (-.09.92) 9/88-9/92 | | | | | | | | | | | | | | | | | | | | |
| 19-2172 | | | R | | | | | | | 17,46 | 50,29 | | | | | | | | 14,73 | |

OPEL

| METELLI ref | Spare Parts | | F/R | L/R | | ABS | A | B | C | D | E | F | G | H | I | L | M | Fig | NOTE |
|---|-------------|--------|-----|-----|--|-----|---|----|-------|-------|-----|---|---|---|---|-------|---|-----|------|
| 19-2174 | | | F | | | | | | 39 | 72 | | | | | | 37 | | | |
| 1.7 D (F68, M68) (44 kW) Eng.17 DR (07.92-.) 7/92-11/95 | | | | | | | | | | | | | | | | | | | |
| 19-2172 | | -12/92 | R | | | | | | 17,46 | 50,29 | | | | | | 14,73 | | | |
| 19-2174 | | | F | | | | | | 39 | 72 | | | | | | 37 | | | |
| 19-2580 | | 01/93- | R | | | | | 26 | | | 136 | | | | | 137 | | | +ABS |
| 19-2587 | | 01/93- | R | | | | | 24 | | | 136 | | | | | 117 | | | -ABS |
| 1.7 TD (F68, M68) (60 kW) Eng.17 DT, X 17 TD 3/90-11/95 | | | | | | | | | | | | | | | | | | | |
| 19-2172 | | -12/92 | R | | | | | | 17,46 | 50,29 | | | | | | 14,73 | | | |
| 19-2174 | | | F | | | | | | 39 | 72 | | | | | | 37 | | | |
| 19-2580 | | 01/93- | R | | | | | 26 | | | 136 | | | | | 137 | | | +ABS |
| 19-2587 | | 01/93- | R | | | | | 24 | | | 136 | | | | | 117 | | | -ABS |
| 1.8 i (F68, M68) (66 kW) Eng.18 SV 9/88-10/90 | | | | | | | | | | | | | | | | | | | |
| 19-2172 | | | R | | | | | | 17,46 | 50,29 | | | | | | 14,73 | | | |
| 19-2174 | | | F | | | | | | 39 | 72 | | | | | | 37 | | | |
| 1.8 i Cat (F68, M68) (66 kW) Eng.C 18 NZ 3/90-11/95 | | | | | | | | | | | | | | | | | | | |
| 19-2172 | | -12/92 | R | | | | | | 17,46 | 50,29 | | | | | | 14,73 | | | |
| 19-2174 | | | F | | | | | | 39 | 72 | | | | | | 37 | | | |
| 19-2580 | | 01/93- | R | | | | | 26 | | | 136 | | | | | 137 | | | +ABS |
| 19-2587 | | 01/93- | R | | | | | 24 | | | 136 | | | | | 117 | | | -ABS |
| 1.8 S (F68, M68) (65 kW) Eng.18 SV, E 18 NVR 9/88-7/89 | | | | | | | | | | | | | | | | | | | |
| 19-2172 | | | R | | | | | | 17,46 | 50,29 | | | | | | 14,73 | | | |
| 19-2174 | | | F | | | | | | 39 | 72 | | | | | | 37 | | | |
| 2.0 i (F68, M68) (85 kW) Eng.20 NE 9/88-10/90 | | | | | | | | | | | | | | | | | | | |
| 19-2172 | | | R | | | | | | 17,46 | 50,29 | | | | | | 14,73 | | | |
| 19-2174 | | | F | | | | | | 39 | 72 | | | | | | 37 | | | |
| 2.0 i 16V (F68, M68) (100 kW) Eng.X 20 XEV 8/92-8/95 | | | | | | | | | | | | | | | | | | | |
| 19-2174 | | | F | | | | | | 39 | 72 | | | | | | 37 | | | |
| 19-2580 | | | R | | | | | 26 | | | 136 | | | | | 137 | | | +ABS |
| 19-2587 | | | R | | | | | 24 | | | 136 | | | | | 117 | | | -ABS |

OPEL

| METELLI ref | Spare Parts | | F/R | L/R | | | ABS | A | B | C | D | E | F | G | H | I | L | M | Fig | NOTE |
|---|-------------|--------|-----|-----|--|--|-----|---|----|-------|-------|-----|---|---|---|---|---|-------|-----|------|
| 2.0 i 16V Cat (F68, M68) (110 kW) Eng.C 20 XE 2/90-11/95 | | | | | | | | | | | | | | | | | | | | |
| 19-2174 | | | F | | | | | | | 39 | 72 | | | | | | | 37 | | |
| 19-2580 | | 01/93- | R | | | | | | 26 | | | 136 | | | | | | 137 | | +ABS |
| 19-2587 | | 01/93- | R | | | | | | 24 | | | 136 | | | | | | 117 | | -ABS |
| 2.0 i Cat (F68, M68) (85 kW) Eng.C 20 NE 9/88-11/95 | | | | | | | | | | | | | | | | | | | | |
| 19-2172 | | -12/92 | R | | | | | | | 17,46 | 50,29 | | | | | | | 14,73 | | |
| 19-2174 | | | F | | | | | | | 39 | 72 | | | | | | | 37 | | |
| 19-2580 | | 01/93- | R | | | | | | 26 | | | 136 | | | | | | 137 | | +ABS |
| 19-2587 | | 01/93- | R | | | | | | 24 | | | 136 | | | | | | 117 | | -ABS |
| 2.0 i GT (F68, M68) (95 kW) Eng.20 SEH 9/88-11/95 | | | | | | | | | | | | | | | | | | | | |
| 19-2172 | | -12/92 | R | | | | | | | 17,46 | 50,29 | | | | | | | 14,73 | | |
| 19-2174 | | | F | | | | | | | 39 | 72 | | | | | | | 37 | | |
| 19-2580 | | 01/93- | R | | | | | | 26 | | | 136 | | | | | | 137 | | +ABS |
| 19-2587 | | 01/93- | R | | | | | | 24 | | | 136 | | | | | | 117 | | -ABS |
| 2.5 V6 (F68, M68) (125 kW) Eng.C 25 XE 2/93-11/95 | | | | | | | | | | | | | | | | | | | | |
| 19-2177 | | | F | | | | | | | 39 | 74 | | | | | | | 39 | | |
| 19-2438 | | | R | | | | | | 29 | | | 140 | | | | | | 146 | | |
| Vectra B (J96) 9/95-7/02 | | | | | | | | | | | | | | | | | | | | |
| 1.6 GL (F19) (60 kW) Eng.16 SV 9/95-8/96 | | | | | | | | | | | | | | | | | | | | |
| 19-2177 | | | F | | | | | | | 39 | 74 | | | | | | | 39 | | |
| 19-2580 | | | R | | | | | | 26 | | | 136 | | | | | | 137 | | |
| 1.6 i (F19) (55 kW) Eng.16 LZ2 10/95-4/02 | | | | | | | | | | | | | | | | | | | | |
| 19-2177 | | | F | | | | | | | 39 | 74 | | | | | | | 39 | | |
| 1.6 i (F19) (55 kW) Eng.X 16 SZR 10/95-4/02 | | | | | | | | | | | | | | | | | | | | |
| 19-2177 | | | F | | | | | | | 39 | 74 | | | | | | | 39 | | |
| 19-2438 | | 01/99- | R | | | | | | 29 | | | 140 | | | | | | 146 | | |
| 19-2580 | | -12/98 | R | | | | | | 26 | | | 136 | | | | | | 137 | | |

OPEL

| METELLI ref | Spare Parts | | F/R | L/R | | | ABS | A | B | C | D | E | F | G | H | I | L | M | Fig | NOTE |
|--|-------------|--|-----|-----|--|--|-----|---|----|----|----|-----|---|---|---|---|---|---|-----|------|
| 2.0 i 16V (F19) (100 kW) Eng.C 20 SEL, X 20 XEV 9/95-6/00 | | | | | | | | | | | | | | | | | | | | |
| 19-2177 | | | F | | | | | | | 39 | 74 | | | | | | | | 39 | |
| 19-2438 | | | R | | | | | | 29 | | | 140 | | | | | | | 146 | |
| 19-2580 | | | R | | | | | | 26 | | | 136 | | | | | | | 137 | |
| 2.2 DTI 16V (F19) (88 kW) Eng.Y 22 DTR 9/00-4/02 | | | | | | | | | | | | | | | | | | | | |
| 19-2177 | | | F | | | | | | | 39 | 74 | | | | | | | | 39 | |
| 19-2438 | | | R | | | | | | 29 | | | 140 | | | | | | | 146 | |
| 2.2 DTI 16V (F19) (92 kW) Eng.Y 22 DTR 9/00-4/02 | | | | | | | | | | | | | | | | | | | | |
| 19-2177 | | | F | | | | | | | 39 | 74 | | | | | | | | 39 | |
| 19-2438 | | | R | | | | | | 29 | | | 140 | | | | | | | 146 | |
| 2.2 i 16V (F19) (102 kW) Eng.C 22 SEL 7/00-7/02 | | | | | | | | | | | | | | | | | | | | |
| 19-2177 | | | F | | | | | | | 39 | 74 | | | | | | | | 39 | |
| 19-2438 | | | R | | | | | | 29 | | | 140 | | | | | | | 146 | |
| 2.2 i 16V (F19) (108 kW) Eng.Z 22 SE 9/00-4/02 | | | | | | | | | | | | | | | | | | | | |
| 19-2177 | | | F | | | | | | | 39 | 74 | | | | | | | | 39 | |
| 19-2438 | | | R | | | | | | 29 | | | 140 | | | | | | | 146 | |
| 2.5 i V6 (F19) (125 kW) Eng.X 25 XE 10/95-9/00 | | | | | | | | | | | | | | | | | | | | |
| 19-2177 | | | F | | | | | | | 39 | 74 | | | | | | | | 39 | |
| 19-2438 | | | R | | | | | | 29 | | | 140 | | | | | | | 146 | |
| 19-2580 | | | R | | | | | | 26 | | | 136 | | | | | | | 137 | |
| 2.6 i V6 (F19) (125 kW) Eng.Y 26 SE 9/00-4/02 | | | | | | | | | | | | | | | | | | | | |
| 19-2177 | | | F | | | | | | | 39 | 74 | | | | | | | | 39 | |
| 19-2438 | | | R | | | | | | 29 | | | 140 | | | | | | | 146 | |
| i 500 2.5 (F19) (143 kW) Eng.X 25 XE 5/98-9/00 | | | | | | | | | | | | | | | | | | | | |
| 19-2177 | | | F | | | | | | | 39 | 74 | | | | | | | | 39 | |
| 19-2438 | | | R | | | | | | 29 | | | 140 | | | | | | | 146 | |
| 19-2580 | | | R | | | | | | 26 | | | 136 | | | | | | | 137 | |

OPEL

| METELLI ref | Spare Parts | | F/R | L/R | | ABS | A | B | C | D | E | F | G | H | I | L | M | Fig | NOTE |
|---|-------------|--------|-----|-----|--|-----|---|----|---|----|----|-----|---|---|---|---|---|-----|------------------------|
| Vectra B Hatchback (J96) 10/95-7/03 | | | | | | | | | | | | | | | | | | | |
| 1.6 i (F68) (55 kW) Eng.16 LZ2 10/95-7/03 | | | | | | | | | | | | | | | | | | | |
| 19-2177 | | | F | | | | | | | 39 | 74 | | | | | | | 39 | |
| 1.6 i (F68) (55 kW) Eng.X 16 SZR 10/95-7/03 | | | | | | | | | | | | | | | | | | | |
| 19-2177 | | | F | | | | | | | 39 | 74 | | | | | | | 39 | |
| 19-2438 | | 01/99- | R | | | | | 29 | | | | 140 | | | | | | 146 | |
| 19-2580 | | -12/98 | R | | | | | 26 | | | | 136 | | | | | | 137 | |
| 1.6 i 16V (F68) (74 kW) Eng.X 16 XEL (-.03.99), Y 16 XE (03.99-09.00), Z 16 XE 10/95-7/02 | | | | | | | | | | | | | | | | | | | |
| 19-2177 | | | F | | | | | | | 39 | 74 | | | | | | | 39 | |
| 19-2438 | | 01/99- | R | | | | | 29 | | | | 140 | | | | | | 146 | |
| 19-2580 | | -12/98 | R | | | | | 26 | | | | 136 | | | | | | 137 | |
| 1.7 TD (F68) (60 kW) Eng.X 17 DT (TC4EE1) (10.95-.) 10/95-12/98 | | | | | | | | | | | | | | | | | | | |
| 19-2177 | | | F | | | | | | | 39 | 74 | | | | | | | 39 | |
| 19-2580 | | | R | | | | | 26 | | | | 136 | | | | | | 137 | |
| 1.8 FlexFuel (F68) (85 kW) Eng.X 18 XE 1/99-9/00 | | | | | | | | | | | | | | | | | | | |
| 19-2177 | | | F | | | | | | | 39 | 74 | | | | | | | 39 | |
| 19-2438 | | | R | | | | | 29 | | | | 140 | | | | | | 146 | |
| 1.8 i 16V (F68) (85 kW) Eng.X 18 XE 10/95-9/00 | | | | | | | | | | | | | | | | | | | |
| 19-2177 | | | F | | | | | | | 39 | 74 | | | | | | | 39 | |
| 19-2438 | | 01/99- | R | | | | | 29 | | | | 140 | | | | | | 146 | Eng. X18XE Eng. X18XE1 |
| 19-2580 | | | R | | | | | 26 | | | | 136 | | | | | | 137 | Eng. X18XE1 |
| 1.8 i 16V (F68) (85 kW) Eng.X 18 XE1 (03.99-.), Z 18 XEL 10/95-9/00 | | | | | | | | | | | | | | | | | | | |
| 19-2177 | | | F | | | | | | | 39 | 74 | | | | | | | 39 | |
| 19-2438 | | 01/99- | R | | | | | 29 | | | | 140 | | | | | | 146 | Eng. X18XE Eng. X18XE1 |
| 19-2580 | | | R | | | | | 26 | | | | 136 | | | | | | 137 | Eng. X18XE1 |
| 1.8 i 16V (F68) (92 kW) Eng.Z 18 XE 9/00-7/03 | | | | | | | | | | | | | | | | | | | |
| 19-2177 | | | F | | | | | | | 39 | 74 | | | | | | | 39 | |
| 19-2438 | | | R | | | | | 29 | | | | 140 | | | | | | 146 | Eng. Z18XE |

OPEL

| METELLI ref | Spare Parts | | F/R | L/R | | | ABS | A | B | C | D | E | F | G | H | I | L | M | Fig | NOTE |
|---|-------------|--------|-----|-----|--|--|-----|---|----|----|----|-----|---|---|---|---|---|---|-----|------------|
| 19-2580 | | | R | | | | | | 26 | | | 136 | | | | | | | 137 | Eng. Z18XE |
| 2.0 DI 16V (F68) (60 kW) Eng.X 20 DTL (11.96-.) 11/96-6/00 | | | | | | | | | | | | | | | | | | | | |
| 19-2177 | | | F | | | | | | | 39 | 74 | | | | | | | | 39 | |
| 19-2438 | | 01/99- | R | | | | | | 29 | | | 140 | | | | | | | 146 | |
| 19-2580 | | -12/98 | R | | | | | | 26 | | | 136 | | | | | | | 137 | |
| 2.0 DTI 16V (F68) (74 kW) Eng.X 20 DTH (.09.00), Y 20 DTH (09.00-.) 6/97-7/03 | | | | | | | | | | | | | | | | | | | | |
| 19-2177 | | | F | | | | | | | 39 | 74 | | | | | | | | 39 | |
| 19-2438 | | 01/99- | R | | | | | | 29 | | | 140 | | | | | | | 146 | |
| 19-2580 | | -12/98 | R | | | | | | 26 | | | 136 | | | | | | | 137 | |
| 2.0 i (F68) (82 kW) Eng.20 NEJ 10/95-2/02 | | | | | | | | | | | | | | | | | | | | |
| 19-2177 | | | F | | | | | | | 39 | 74 | | | | | | | | 39 | |
| 2.0 i 16V (F68) (85 kW) Eng.C 20 SEL 7/00-7/03 | | | | | | | | | | | | | | | | | | | | |
| 19-2177 | | | F | | | | | | | 39 | 74 | | | | | | | | 39 | |
| 19-2438 | | | R | | | | | | 29 | | | 140 | | | | | | | 146 | |
| 2.0 i 16V (F68) (100 kW) Eng.C 20 SEL, X 20 XEV 9/95-6/00 | | | | | | | | | | | | | | | | | | | | |
| 19-2177 | | | F | | | | | | | 39 | 74 | | | | | | | | 39 | |
| 19-2438 | | | R | | | | | | 29 | | | 140 | | | | | | | 146 | |
| 19-2580 | | | R | | | | | | 26 | | | 136 | | | | | | | 137 | |
| 2.2 DTI 16V (F68) (88 kW) Eng.Y 22 DTR 9/00-4/02 | | | | | | | | | | | | | | | | | | | | |
| 19-2177 | | | F | | | | | | | 39 | 74 | | | | | | | | 39 | |
| 19-2438 | | | R | | | | | | 29 | | | 140 | | | | | | | 146 | |
| 2.2 DTI 16V (F68) (92 kW) Eng.Y 22 DTR 9/00-7/03 | | | | | | | | | | | | | | | | | | | | |
| 19-2177 | | | F | | | | | | | 39 | 74 | | | | | | | | 39 | |
| 19-2438 | | | R | | | | | | 29 | | | 140 | | | | | | | 146 | |
| 2.2 i 16V (F68) (102 kW) Eng.C 22 SEL 7/00-7/02 | | | | | | | | | | | | | | | | | | | | |
| 19-2177 | | | F | | | | | | | 39 | 74 | | | | | | | | 39 | |
| 19-2438 | | | R | | | | | | 29 | | | 140 | | | | | | | 146 | |
| 2.2 i 16V (F68) (108 kW) Eng.Z 22 SE 9/00-7/03 | | | | | | | | | | | | | | | | | | | | |
| 19-2177 | | | F | | | | | | | 39 | 74 | | | | | | | | 39 | |

OPEL

| METELLI ref | Spare Parts | | F/R | L/R | | ABS | A | B | C | D | E | F | G | H | I | L | M | Fig | NOTE |
|--|-------------|--------|-----|-----|--|-----|---|----|----|----|-----|---|---|---|---|-----|---|-----|-----------------------------|
| 19-2438 | | | R | | | | | 29 | | | 140 | | | | | 146 | | | |
| 2.5 (F68) (144 kW) Eng.X 25 XE 10/99-6/00 | | | | | | | | | | | | | | | | | | | |
| 19-2177 | | | F | | | | | | 39 | 74 | | | | | | 39 | | | |
| 2.5 i V6 (F68) (125 kW) Eng.X 25 XE 10/95-9/00 | | | | | | | | | | | | | | | | | | | |
| 19-2177 | | | F | | | | | | 39 | 74 | | | | | | 39 | | | |
| 19-2438 | | | R | | | | | 29 | | | 140 | | | | | 146 | | | |
| 19-2580 | | | R | | | | | 26 | | | 136 | | | | | 137 | | | |
| 2.6 i V6 (F68) (125 kW) Eng.Y 26 SE 9/00-7/03 | | | | | | | | | | | | | | | | | | | |
| 19-2177 | | | F | | | | | | 39 | 74 | | | | | | 39 | | | |
| 19-2438 | | | R | | | | | 29 | | | 140 | | | | | 146 | | | |
| Vectra B SW (J96) 11/96-7/04 | | | | | | | | | | | | | | | | | | | |
| 1.6 i (F35) (55 kW) Eng.16 LZ2 11/96-6/00 | | | | | | | | | | | | | | | | | | | |
| 19-2177 | | | F | | | | | | 39 | 74 | | | | | | 39 | | | |
| 1.6 i (F35) (55 kW) Eng.X 16 SZR 11/96-6/00 | | | | | | | | | | | | | | | | | | | |
| 19-2177 | | | F | | | | | | 39 | 74 | | | | | | 39 | | | |
| 19-2438 | | 01/99- | R | | | | | 29 | | | 140 | | | | | 146 | | | |
| 19-2580 | | -12/98 | R | | | | | 26 | | | 136 | | | | | 137 | | | |
| 1.6 i 16V (F35) (74 kW) Eng.X 16 XEL (-03.99), Y 16 XE (03.99-09.00), Z 16 XE 11/96-7/02 | | | | | | | | | | | | | | | | | | | |
| 19-2177 | | | F | | | | | | 39 | 74 | | | | | | 39 | | | |
| 19-2438 | | 01/99- | R | | | | | 29 | | | 140 | | | | | 146 | | | |
| 19-2580 | | -12/98 | R | | | | | 26 | | | 136 | | | | | 137 | | | |
| 1.7 TD (F35) (60 kW) Eng.X 17 DT (TC4EE1) 11/96-12/97 | | | | | | | | | | | | | | | | | | | |
| 19-2177 | | | F | | | | | | 39 | 74 | | | | | | 39 | | | |
| 19-2580 | | | R | | | | | 26 | | | 136 | | | | | 137 | | | |
| 1.8 i 16V (F35) (85 kW) Eng.X 18 XE 11/96-9/00 | | | | | | | | | | | | | | | | | | | |
| 19-2177 | | | F | | | | | | 39 | 74 | | | | | | 39 | | | |
| 19-2438 | | 01/99- | R | | | | | 29 | | | 140 | | | | | 146 | | | Eng. X18XE1 Only Eng. X18XE |
| 19-2580 | | | R | | | | | 26 | | | 136 | | | | | 137 | | | Eng. X18XE |

OPEL

| METELLI ref | Spare Parts | | F/R | L/R | | | ABS | A | B | C | D | E | F | G | H | I | L | M | Fig | NOTE |
|--|-------------|--------|-----|-----|--|--|-----|---|----|----|----|-----|---|---|---|---|---|---|-----|-----------------------------|
| 1.8 i 16V (F35) (85 kW) Eng.X 18 XE1 (03.99-), Z 18 XEL 11/96-9/00 | | | | | | | | | | | | | | | | | | | | |
| 19-2177 | | | F | | | | | | | 39 | 74 | | | | | | | | 39 | |
| 19-2438 | | 01/99- | R | | | | | | 29 | | | 140 | | | | | | | 146 | Eng. X18XE1 Only Eng. X18XE |
| 19-2580 | | | R | | | | | | 26 | | | 136 | | | | | | | 137 | Eng. X18XE |
| 1.8 i 16V (F35) (92 kW) Eng.Z 18 XE 9/00-7/03 | | | | | | | | | | | | | | | | | | | | |
| 19-2177 | | | F | | | | | | | 39 | 74 | | | | | | | | 39 | |
| 19-2438 | | | R | | | | | | 29 | | | 140 | | | | | | | 146 | Eng. Z18XE |
| 19-2580 | | | R | | | | | | 26 | | | 136 | | | | | | | 137 | Eng. Z18XE |
| 2.0 DI 16V (F35) (60 kW) Eng.X 20 DTL (11.96-) 11/96-6/00 | | | | | | | | | | | | | | | | | | | | |
| 19-2177 | | | F | | | | | | | 39 | 74 | | | | | | | | 39 | |
| 19-2438 | | 01/99- | R | | | | | | 29 | | | 140 | | | | | | | 146 | |
| 19-2580 | | -12/98 | R | | | | | | 26 | | | 136 | | | | | | | 137 | |
| 2.0 DTI 16V (F35) (74 kW) Eng.X 20 DTH, Y 20 DTH 6/97-7/03 | | | | | | | | | | | | | | | | | | | | |
| 19-2177 | | | F | | | | | | | 39 | 74 | | | | | | | | 39 | |
| 19-2438 | | 01/99- | R | | | | | | 29 | | | 140 | | | | | | | 146 | |
| 19-2580 | | -12/98 | R | | | | | | 26 | | | 136 | | | | | | | 137 | |
| 2.0 i (F35) (82 kW) Eng.20 NEJ 11/96-2/02 | | | | | | | | | | | | | | | | | | | | |
| 19-2177 | | | F | | | | | | | 39 | 74 | | | | | | | | 39 | |
| 2.0 i 16V (F35) (85 kW) Eng.C 20 SEL 7/00-7/03 | | | | | | | | | | | | | | | | | | | | |
| 19-2177 | | | F | | | | | | | 39 | 74 | | | | | | | | 39 | |
| 19-2438 | | | R | | | | | | 29 | | | 140 | | | | | | | 146 | |
| 2.0 i 16V (F35) (100 kW) Eng.C 20 SEL, X 20 XEV 11/96-6/00 | | | | | | | | | | | | | | | | | | | | |
| 19-2177 | | | F | | | | | | | 39 | 74 | | | | | | | | 39 | |
| 19-2438 | | | R | | | | | | 29 | | | 140 | | | | | | | 146 | |
| 19-2580 | | | R | | | | | | 26 | | | 136 | | | | | | | 137 | |
| 2.2 DTI 16V (F35) (88 kW) Eng.Y 22 DTR 9/00-4/02 | | | | | | | | | | | | | | | | | | | | |
| 19-2177 | | | F | | | | | | | 39 | 74 | | | | | | | | 39 | |
| 19-2438 | | | R | | | | | | 29 | | | 140 | | | | | | | 146 | |

OPEL

| METELLI ref | Spare Parts | | F/R | L/R | | | ABS | A | B | C | D | E | F | G | H | I | L | M | Fig | NOTE |
|--|-------------|--|-----|-----|--|--|-----|---|----|----|----|-----|---|---|---|---|---|---|------|-----------------|
| 2.2 DTI 16V (F35) (92 kW) Eng.Y 22 DTR 9/00-7/03 | | | | | | | | | | | | | | | | | | | | |
| 19-2177 | | | F | | | | | | | 39 | 74 | | | | | | | | 39 | |
| 19-2438 | | | R | | | | | | 29 | | | 140 | | | | | | | 146 | |
| 2.2 i 16V (F35) (102 kW) Eng.C 22 SEL 7/00-7/02 | | | | | | | | | | | | | | | | | | | | |
| 19-2177 | | | F | | | | | | | 39 | 74 | | | | | | | | 39 | |
| 19-2438 | | | R | | | | | | 29 | | | 140 | | | | | | | 146 | |
| 2.2 i 16V (F35) (108 kW) Eng.Z 22 SE 9/00-7/03 | | | | | | | | | | | | | | | | | | | | |
| 19-2177 | | | F | | | | | | | 39 | 74 | | | | | | | | 39 | |
| 19-2438 | | | R | | | | | | 29 | | | 140 | | | | | | | 146 | |
| 2.5 i V6 (F35) (125 kW) Eng.X 25 XE 11/96-9/00 | | | | | | | | | | | | | | | | | | | | |
| 19-2438 | | | R | | | | | | 29 | | | 140 | | | | | | | 146 | |
| 19-2580 | | | R | | | | | | 26 | | | 136 | | | | | | | 137 | |
| 2.6 i V6 (F35) (125 kW) Eng.Y 26 SE 9/00-7/03 | | | | | | | | | | | | | | | | | | | | |
| 19-2177 | | | F | | | | | | | 39 | 74 | | | | | | | | 39 | |
| 19-2438 | | | R | | | | | | 29 | | | 140 | | | | | | | 146 | |
| i 500 2.5 (F35) (143 kW) Eng.X 25 XE 5/98-9/00 | | | | | | | | | | | | | | | | | | | | |
| 19-2177 | | | F | | | | | | | 39 | 74 | | | | | | | | 39 | |
| 19-2438 | | | R | | | | | | 29 | | | 140 | | | | | | | 146 | |
| 19-2580 | | | R | | | | | | 26 | | | 136 | | | | | | | 137 | |
| Vectra C (Z02) 4/02-1/09 | | | | | | | | | | | | | | | | | | | | |
| 1.6 (F69) (77 kW) Eng.Z 16 XEP 8/05-8/08 | | | | | | | | | | | | | | | | | | | | |
| 19-2725 | | | R | | | | | | | | | 140 | | | | | | | 84,8 | |
| 19-8126 | | | F | | | | | | 30 | | | 136 | | | | | | | 85 | |
| 1.6 16V (F69) (74 kW) Eng.Z 16 XE 4/02-10/05 | | | | | | | | | | | | | | | | | | | | |
| 19-2725 | | | R | | | | | | | | | 140 | | | | | | | 84,8 | |
| 19-2802 | | | F | | | | | | | | | 137 | | | | | | | 102 | -IDS Suspension |
| 19-8126 | | | F | | | | | | 30 | | | 136 | | | | | | | 85 | +IDS Suspension |

OPEL

| METELLI ref | Spare Parts | | F/R | L/R | | | ABS | A | B | C | D | E | F | G | H | I | L | M | Fig | NOTE |
|--|-------------|--|-----|-----|--|--|-----|---|----|---|---|-----|---|---|---|---|------|---|-----|-------------------------------|
| 1.8 (F69) (81 kW) Eng.Z 18 XEL 4/02-7/08 | | | | | | | | | | | | | | | | | | | | |
| 19-2725 | | | R | | | | | | | | | 140 | | | | | 84,8 | | | |
| 19-2802 | | | F | | | | | | | | | 137 | | | | | 102 | | | -IDS Suspension |
| 19-8126 | | | F | | | | | | 30 | | | 136 | | | | | 85 | | | +IDS Suspension |
| 1.8 (F69) (103 kW) Eng.Z 18 XER 8/05-8/08 | | | | | | | | | | | | | | | | | | | | |
| 19-2725 | | | R | | | | | | | | | 140 | | | | | 84,8 | | | |
| 19-8126 | | | F | | | | | | 30 | | | 136 | | | | | 85 | | | |
| 1.8 16V (90 kW) Eng.Z 18 XE 4/02-9/08 | | | | | | | | | | | | | | | | | | | | |
| 19-2725 | | | R | | | | | | | | | 140 | | | | | 84,8 | | | |
| 19-2802 | | | F | | | | | | | | | 137 | | | | | 102 | | | -IDS Suspension |
| 19-8126 | | | F | | | | | | 30 | | | 136 | | | | | 85 | | | +IDS Suspension |
| 1.9 CDTI (F69) (74 kW) Eng.Z 19 DTL 10/05-8/08 | | | | | | | | | | | | | | | | | | | | |
| 19-2725 | | | R | | | | | | | | | 140 | | | | | 84,8 | | | |
| 19-8126 | | | F | | | | | | 30 | | | 136 | | | | | 85 | | | |
| 1.9 CDTI (F69) (88 kW) Eng.Z 19 DT 4/04-1/09 | | | | | | | | | | | | | | | | | | | | |
| 19-2725 | | | R | | | | | | | | | 140 | | | | | 84,8 | | | |
| 19-2802 | | | F | | | | | | | | | 137 | | | | | 102 | | | -IDS Suspension |
| 19-8126 | | | F | | | | | | 30 | | | 136 | | | | | 85 | | | +IDS Suspension |
| 1.9 CDTI (F69) (110 kW) Eng.Z 19 DTH 4/04-8/08 | | | | | | | | | | | | | | | | | | | | |
| 19-2725 | | | R | | | | | | | | | 140 | | | | | 84,8 | | | |
| 19-2802 | | | F | | | | | | | | | 137 | | | | | 102 | | | Ch. -4899999, -IDS Suspension |
| 19-8126 | | | F | | | | | | 30 | | | 136 | | | | | 85 | | | +IDS Suspension |
| 2.0 16V Turbo (F69) (129 kW) Eng.Z 20 NET 3/03-8/08 | | | | | | | | | | | | | | | | | | | | |
| 19-2725 | | | R | | | | | | | | | 140 | | | | | 84,8 | | | |
| 19-2802 | | | F | | | | | | | | | 137 | | | | | 102 | | | -IDS Suspension |
| 19-8126 | | | F | | | | | | 30 | | | 136 | | | | | 85 | | | +IDS Suspension |
| 2.0 DTI 16V (F69) (74 kW) Eng.Y 20 DTH 4/02-8/06 | | | | | | | | | | | | | | | | | | | | |
| 19-2725 | | | R | | | | | | | | | 140 | | | | | 84,8 | | | |
| 19-2802 | | | F | | | | | | | | | 137 | | | | | 102 | | | -IDS Suspension |

OPEL

| METELLI ref | Spare Parts | | F/R | L/R | | ABS | A | B | C | D | E | F | G | H | I | L | M | Fig | NOTE |
|---|-------------|--|-----|-----|--|-----|---|----|---|---|-----|---|---|---|---|------|---|-----|-----------------|
| 19-8126 | | | F | | | | | 30 | | | 136 | | | | | 85 | | | +IDS Suspension |
| 2.2 16V (F69) (108 kW) Eng.Z 22 SE 4/02-12/08 | | | | | | | | | | | | | | | | | | | |
| 19-2725 | | | R | | | | | | | | 140 | | | | | 84,8 | | | |
| 19-2802 | | | F | | | | | | | | 137 | | | | | 102 | | | -IDS Suspension |
| 19-8126 | | | F | | | | | 30 | | | 136 | | | | | 85 | | | +IDS Suspension |
| 2.2 DGi (F69) (114 kW) Eng.Z 22 YH 10/03-8/08 | | | | | | | | | | | | | | | | | | | |
| 19-2725 | | | R | | | | | | | | 140 | | | | | 84,8 | | | |
| 19-2802 | | | F | | | | | | | | 137 | | | | | 102 | | | -IDS Suspension |
| 19-8126 | | | F | | | | | 30 | | | 136 | | | | | 85 | | | +IDS Suspension |
| 2.2 DTI 16V (F69) (86 kW) Eng.Y 22 DTR 4/02-12/04 | | | | | | | | | | | | | | | | | | | |
| 19-2725 | | | R | | | | | | | | 140 | | | | | 84,8 | | | |
| 19-2802 | | | F | | | | | | | | 137 | | | | | 102 | | | -IDS Suspension |
| 19-8126 | | | F | | | | | 30 | | | 136 | | | | | 85 | | | +IDS Suspension |
| 2.2 DTI 16V (F69) (92 kW) Eng.Y 22 DTR 4/02-7/04 | | | | | | | | | | | | | | | | | | | |
| 19-2725 | | | R | | | | | | | | 140 | | | | | 84,8 | | | |
| 19-2802 | | | F | | | | | | | | 137 | | | | | 102 | | | -IDS Suspension |
| 19-8126 | | | F | | | | | 30 | | | 136 | | | | | 85 | | | +IDS Suspension |
| 2.8 V6 Turbo (F69) (169 kW) Eng.Z 28 NEL 8/05-10/06 | | | | | | | | | | | | | | | | | | | |
| 19-2725 | | | R | | | | | | | | 140 | | | | | 84,8 | | | |
| 19-8126 | | | F | | | | | 30 | | | 136 | | | | | 85 | | | |
| 2.8 V6 Turbo (F69) (184 kW) Eng.Z 28 NET 8/05-8/08 | | | | | | | | | | | | | | | | | | | |
| 19-2725 | | | R | | | | | | | | 140 | | | | | 84,8 | | | |
| 19-8126 | | | F | | | | | 30 | | | 136 | | | | | 85 | | | |
| 2.8 V6 Turbo (F69) (188 kW) Eng.Z 28 NET 8/05-9/06 | | | | | | | | | | | | | | | | | | | |
| 19-2725 | | | R | | | | | | | | 140 | | | | | 84,8 | | | |
| 19-8126 | | | F | | | | | 30 | | | 136 | | | | | 85 | | | |
| 2.8 V6 Turbo OPC (F69) (206 kW) Eng.Z 28 NET 9/06-8/08 | | | | | | | | | | | | | | | | | | | |
| 19-2725 | | | R | | | | | | | | 140 | | | | | 84,8 | | | |
| 19-8126 | | | F | | | | | 30 | | | 136 | | | | | 85 | | | |

OPEL

| METELLI ref | Spare Parts | | F/R | L/R | | | ABS | A | B | C | D | E | F | G | H | I | L | M | Fig | NOTE |
|---|-------------|--|-----|-----|--|--|-----|---|----|---|---|-----|---|---|---|---|------|---|-----|-----------------|
| 3.0 CDTi (F69) (130 kW) Eng.Y 30 DT 2/03-7/05 | | | | | | | | | | | | | | | | | | | | |
| 19-2725 | | | R | | | | | | | | | 140 | | | | | 84,8 | | | |
| 19-2802 | | | F | | | | | | | | | 137 | | | | | 102 | | | -IDS Suspension |
| 19-8126 | | | F | | | | | | 30 | | | 136 | | | | | 85 | | | +IDS Suspension |
| 3.0 CDTi (F69) (135 kW) Eng.Z 30 DT 8/05-8/08 | | | | | | | | | | | | | | | | | | | | |
| 19-2725 | | | R | | | | | | | | | 140 | | | | | 84,8 | | | |
| 19-8126 | | | F | | | | | | 30 | | | 136 | | | | | 85 | | | |
| 3.2 V6 (F69) (155 kW) Eng.Z 32 SE 8/02-7/06 | | | | | | | | | | | | | | | | | | | | |
| 19-2725 | | | R | | | | | | | | | 140 | | | | | 84,8 | | | |
| 19-2802 | | | F | | | | | | | | | 137 | | | | | 102 | | | -IDS Suspension |
| 19-8126 | | | F | | | | | | 30 | | | 136 | | | | | 85 | | | +IDS Suspension |
| Vectra C GTS (Z02) 8/02-1/09 | | | | | | | | | | | | | | | | | | | | |
| 1.6 (F68) (74 kW) Eng.Z 16 XE 8/05-8/08 | | | | | | | | | | | | | | | | | | | | |
| 19-2725 | | | R | | | | | | | | | 140 | | | | | 84,8 | | | |
| 1.6 (F68) (77 kW) Eng.Z 16 XEP 1/06-8/08 | | | | | | | | | | | | | | | | | | | | |
| 19-2725 | | | R | | | | | | | | | 140 | | | | | 84,8 | | | |
| 19-8126 | | | F | | | | | | 30 | | | 136 | | | | | 85 | | | |
| 1.8 (F68) (103 kW) Eng.Z 18 XER 8/05-8/08 | | | | | | | | | | | | | | | | | | | | |
| 19-2725 | | | R | | | | | | | | | 140 | | | | | 84,8 | | | |
| 19-8126 | | | F | | | | | | 30 | | | 136 | | | | | 85 | | | |
| 1.8 16V (F68) (81 kW) Eng.Z 18 XEL 8/02-12/06 | | | | | | | | | | | | | | | | | | | | |
| 19-2725 | | | R | | | | | | | | | 140 | | | | | 84,8 | | | |
| 19-2802 | | | F | | | | | | | | | 137 | | | | | 102 | | | -IDS Suspension |
| 19-8126 | | | F | | | | | | 30 | | | 136 | | | | | 85 | | | +IDS Suspension |
| 1.8 16V (F68) (90 kW) Eng.Z 18 XE 8/02-9/08 | | | | | | | | | | | | | | | | | | | | |
| 19-2725 | | | R | | | | | | | | | 140 | | | | | 84,8 | | | |
| 19-2802 | | | F | | | | | | | | | 137 | | | | | 102 | | | -IDS Suspension |
| 19-8126 | | | F | | | | | | 30 | | | 136 | | | | | 85 | | | +IDS Suspension |

OPEL

| METELLI ref | Spare Parts | | F/R | L/R | | ABS | A | B | C | D | E | F | G | H | I | L | M | Fig | NOTE |
|--|-------------|--|-----|-----|--|-----|---|----|---|---|-----|---|---|---|---|------|---|-----|-----------------|
| 1.9 CDTI (F68) (74 kW) Eng.Z 19 DTL 6/05-8/08 | | | | | | | | | | | | | | | | | | | |
| 19-2725 | | | R | | | | | | | | 140 | | | | | 84,8 | | | |
| 19-8126 | | | F | | | | | 30 | | | 136 | | | | | 85 | | | |
| 1.9 CDTI (F68) (88 kW) Eng.Z 19 DT 4/04-1/09 | | | | | | | | | | | | | | | | | | | |
| 19-2725 | | | R | | | | | | | | 140 | | | | | 84,8 | | | |
| 19-2802 | | | F | | | | | | | | 137 | | | | | 102 | | | -IDS Suspension |
| 19-8126 | | | F | | | | | 30 | | | 136 | | | | | 85 | | | +IDS Suspension |
| 1.9 CDTI (F68) (110 kW) Eng.Z 19 DTH 4/04-8/08 | | | | | | | | | | | | | | | | | | | |
| 19-2725 | | | R | | | | | | | | 140 | | | | | 84,8 | | | |
| 19-2802 | | | F | | | | | | | | 137 | | | | | 102 | | | -IDS Suspension |
| 19-8126 | | | F | | | | | 30 | | | 136 | | | | | 85 | | | +IDS Suspension |
| 2.0 16V Turbo (F68) (129 kW) Eng.Z 20 NET 3/03-8/08 | | | | | | | | | | | | | | | | | | | |
| 19-2725 | | | R | | | | | | | | 140 | | | | | 84,8 | | | |
| 19-2802 | | | F | | | | | | | | 137 | | | | | 102 | | | -IDS Suspension |
| 19-8126 | | | F | | | | | 30 | | | 136 | | | | | 85 | | | +IDS Suspension |
| 2.0 DTI 16V (F68) (74 kW) Eng.Y 20 DTH 8/02-8/05 | | | | | | | | | | | | | | | | | | | |
| 19-2725 | | | R | | | | | | | | 140 | | | | | 84,8 | | | |
| 19-2802 | | | F | | | | | | | | 137 | | | | | 102 | | | -IDS Suspension |
| 19-8126 | | | F | | | | | 30 | | | 136 | | | | | 85 | | | +IDS Suspension |
| 2.2 16V (F68) (108 kW) Eng.Z 22 SE 8/02-8/08 | | | | | | | | | | | | | | | | | | | |
| 19-2725 | | | R | | | | | | | | 140 | | | | | 84,8 | | | |
| 19-2802 | | | F | | | | | | | | 137 | | | | | 102 | | | -IDS Suspension |
| 19-8126 | | | F | | | | | 30 | | | 136 | | | | | 85 | | | +IDS Suspension |
| 2.2 DGi (F68) (114 kW) Eng.Z 22 YH 10/03-8/08 | | | | | | | | | | | | | | | | | | | |
| 19-2725 | | | R | | | | | | | | 140 | | | | | 84,8 | | | |
| 19-2802 | | | F | | | | | | | | 137 | | | | | 102 | | | -IDS Suspension |
| 19-8126 | | | F | | | | | 30 | | | 136 | | | | | 85 | | | +IDS Suspension |
| 2.2 DTI 16V (F68) (86 kW) Eng.Y 22 DTR 8/02-6/08 | | | | | | | | | | | | | | | | | | | |
| 19-2725 | | | R | | | | | | | | 140 | | | | | 84,8 | | | |

OPEL

| METELLI ref | Spare Parts | | F/R | L/R | | ABS | A | B | C | D | E | F | G | H | I | L | M | Fig | NOTE |
|---|-------------|--|-----|-----|--|-----|---|----|---|---|-----|---|---|---|---|------|---|-----|-----------------|
| 19-2802 | | | F | | | | | | | | 137 | | | | | 102 | | | -IDS Suspension |
| 19-8126 | | | F | | | | | 30 | | | 136 | | | | | 85 | | | +IDS Suspension |
| 2.2 DTI 16V (F68) (92 kW) Eng.Y 22 DTR 8/02-7/06 | | | | | | | | | | | | | | | | | | | |
| 19-2725 | | | R | | | | | | | | 140 | | | | | 84,8 | | | |
| 19-2802 | | | F | | | | | | | | 137 | | | | | 102 | | | -IDS Suspension |
| 19-8126 | | | F | | | | | 30 | | | 136 | | | | | 85 | | | +IDS Suspension |
| 2.8 V6 Turbo (F68) (169 kW) Eng.Z 28 NEL 8/05-8/08 | | | | | | | | | | | | | | | | | | | |
| 19-2725 | | | R | | | | | | | | 140 | | | | | 84,8 | | | |
| 19-8126 | | | F | | | | | 30 | | | 136 | | | | | 85 | | | |
| 2.8 V6 Turbo (F68) (184 kW) Eng.Z 28 NET 8/05-8/08 | | | | | | | | | | | | | | | | | | | |
| 19-2725 | | | R | | | | | | | | 140 | | | | | 84,8 | | | |
| 19-8126 | | | F | | | | | 30 | | | 136 | | | | | 85 | | | |
| 2.8 V6 Turbo (F68) (188 kW) Eng.Z 28 NET 8/05-9/08 | | | | | | | | | | | | | | | | | | | |
| 19-2725 | | | R | | | | | | | | 140 | | | | | 84,8 | | | |
| 19-8126 | | | F | | | | | 30 | | | 136 | | | | | 85 | | | |
| 2.8 V6 Turbo (F68) (206 kW) Eng.Z 28 NET 8/06-8/08 | | | | | | | | | | | | | | | | | | | |
| 19-2725 | | | R | | | | | | | | 140 | | | | | 84,8 | | | |
| 19-8126 | | | F | | | | | 30 | | | 136 | | | | | 85 | | | |
| 3.0 CDTI (F68) (130 kW) Eng.Y 30 DT 6/03-7/05 | | | | | | | | | | | | | | | | | | | |
| 19-2725 | | | R | | | | | | | | 140 | | | | | 84,8 | | | |
| 19-2802 | | | F | | | | | | | | 137 | | | | | 102 | | | -IDS Suspension |
| 19-8126 | | | F | | | | | 30 | | | 136 | | | | | 85 | | | +IDS Suspension |
| 3.0 CDTi (F68) (135 kW) Eng.Z 30 DT 8/05-8/08 | | | | | | | | | | | | | | | | | | | |
| 19-2725 | | | R | | | | | | | | 140 | | | | | 84,8 | | | |
| 19-8126 | | | F | | | | | 30 | | | 136 | | | | | 85 | | | |
| 3.2 V6 (F68) (155 kW) Eng.Z 32 SE 8/02-7/06 | | | | | | | | | | | | | | | | | | | |
| 19-2725 | | | R | | | | | | | | 140 | | | | | 84,8 | | | |
| 19-2802 | | | F | | | | | | | | 137 | | | | | 102 | | | -IDS Suspension |

OPEL

| METELLI ref | Spare Parts | F/R | L/R | ABS | A | B | C | D | E | F | G | H | I | L | M | Fig | NOTE |
|---|-------------|-----|-----|-----|---|----|---|---|-----|---|---|---|---|------|---|-----|-----------------|
| 19-8126 | | F | | | | 30 | | | 136 | | | | | 85 | | | +IDS Suspension |
| Vectra C SW (Z02) 10/03-1/09 | | | | | | | | | | | | | | | | | |
| 1.6 (F35) (77 kW) Eng.Z 16 XEP 12/05-8/08 | | | | | | | | | | | | | | | | | |
| 19-2725 | | R | | | | | | | 140 | | | | | 84,8 | | | |
| 19-8126 | | F | | | | 30 | | | 136 | | | | | 85 | | | |
| 1.6 16V (F35) (74 kW) Eng.Z 16 XE 6/04-9/05 | | | | | | | | | | | | | | | | | |
| 19-2725 | | R | | | | | | | 140 | | | | | 84,8 | | | |
| 19-2802 | | F | | | | | | | 137 | | | | | 102 | | | -IDS Suspension |
| 19-8126 | | F | | | | 30 | | | 136 | | | | | 85 | | | +IDS Suspension |
| 1.8 (F35) (90 kW) Eng.Z 18 XE 10/03-9/06 | | | | | | | | | | | | | | | | | |
| 19-2725 | | R | | | | | | | 140 | | | | | 84,8 | | | |
| 19-2802 | | F | | | | | | | 137 | | | | | 102 | | | -IDS Suspension |
| 19-8126 | | F | | | | 30 | | | 136 | | | | | 85 | | | +IDS Suspension |
| 1.8 (F35) (103 kW) Eng.Z 18 XER 8/05-8/08 | | | | | | | | | | | | | | | | | |
| 19-2725 | | R | | | | | | | 140 | | | | | 84,8 | | | |
| 19-8126 | | F | | | | 30 | | | 136 | | | | | 85 | | | |
| 1.9 CDTI (F35) (74 kW) Eng.Z 19 DTL 6/05-8/08 | | | | | | | | | | | | | | | | | |
| 19-2725 | | R | | | | | | | 140 | | | | | 84,8 | | | |
| 19-8126 | | F | | | | 30 | | | 136 | | | | | 85 | | | |
| 1.9 CDTI (F35) (88 kW) Eng.Z 19 DT 4/04-1/09 | | | | | | | | | | | | | | | | | |
| 19-2725 | | R | | | | | | | 140 | | | | | 84,8 | | | |
| 19-2802 | | F | | | | | | | 137 | | | | | 102 | | | -IDS Suspension |
| 19-8126 | | F | | | | 30 | | | 136 | | | | | 85 | | | +IDS Suspension |
| 1.9 CDTI (F35) (110 kW) Eng.Z 19 DTH 4/04-8/08 | | | | | | | | | | | | | | | | | |
| 19-2725 | | R | | | | | | | 140 | | | | | 84,8 | | | |
| 19-2802 | | F | | | | | | | 137 | | | | | 102 | | | -IDS Suspension |
| 19-8126 | | F | | | | 30 | | | 136 | | | | | 85 | | | +IDS Suspension |

OPEL

| METELLI ref | Spare Parts | | F/R | L/R | | | ABS | A | B | C | D | E | F | G | H | I | L | M | Fig | NOTE |
|--|-------------|--|-----|-----|--|--|-----|---|----|---|---|-----|---|---|---|---|------|---|-----|-----------------|
| 2.0 DTI (F35) (74 kW) Eng.Y 20 DTH 10/03-8/05 | | | | | | | | | | | | | | | | | | | | |
| 19-2725 | | | R | | | | | | | | | 140 | | | | | 84,8 | | | |
| 19-2802 | | | F | | | | | | | | | 137 | | | | | 102 | | | -IDS Suspension |
| 19-8126 | | | F | | | | | | 30 | | | 136 | | | | | 85 | | | +IDS Suspension |
| 2.0 Turbo (F35) (129 kW) Eng.Z 20 NET 10/03-8/08 | | | | | | | | | | | | | | | | | | | | |
| 19-2725 | | | R | | | | | | | | | 140 | | | | | 84,8 | | | |
| 19-2802 | | | F | | | | | | | | | 137 | | | | | 102 | | | -IDS Suspension |
| 19-8126 | | | F | | | | | | 30 | | | 136 | | | | | 85 | | | +IDS Suspension |
| 2.2 direct (F35) (114 kW) Eng.Z 22 YH 10/03-8/08 | | | | | | | | | | | | | | | | | | | | |
| 19-2725 | | | R | | | | | | | | | 140 | | | | | 84,8 | | | |
| 19-2802 | | | F | | | | | | | | | 137 | | | | | 102 | | | -IDS Suspension |
| 19-8126 | | | F | | | | | | 30 | | | 136 | | | | | 85 | | | +IDS Suspension |
| 2.2 DTI (F35) (92 kW) Eng.Y 22 DTR 10/03-12/05 | | | | | | | | | | | | | | | | | | | | |
| 19-2725 | | | R | | | | | | | | | 140 | | | | | 84,8 | | | |
| 19-2802 | | | F | | | | | | | | | 137 | | | | | 102 | | | -IDS Suspension |
| 19-8126 | | | F | | | | | | 30 | | | 136 | | | | | 85 | | | +IDS Suspension |
| 2.8 V6 Turbo (F35) (169 kW) Eng.Z 28 NEL 8/05-10/08 | | | | | | | | | | | | | | | | | | | | |
| 19-2725 | | | R | | | | | | | | | 140 | | | | | 84,8 | | | |
| 19-8126 | | | F | | | | | | 30 | | | 136 | | | | | 85 | | | |
| 2.8 V6 Turbo (F35) (184 kW) Eng.Z 28 NET 8/05-8/08 | | | | | | | | | | | | | | | | | | | | |
| 19-2725 | | | R | | | | | | | | | 140 | | | | | 84,8 | | | |
| 19-8126 | | | F | | | | | | 30 | | | 136 | | | | | 85 | | | |
| 2.8 V6 Turbo (F35) (188 kW) Eng.Z 28 NET 8/05-9/08 | | | | | | | | | | | | | | | | | | | | |
| 19-2725 | | | R | | | | | | | | | 140 | | | | | 84,8 | | | |
| 19-8126 | | | F | | | | | | 30 | | | 136 | | | | | 85 | | | |
| 2.8 V6 Turbo (F35) (206 kW) Eng.Z 28 NET 7/06-8/08 | | | | | | | | | | | | | | | | | | | | |
| 19-2725 | | | R | | | | | | | | | 140 | | | | | 84,8 | | | |
| 19-8126 | | | F | | | | | | 30 | | | 136 | | | | | 85 | | | |

OPEL

| METELLI ref | Spare Parts | F/R | L/R | ABS | A | B | C | D | E | F | G | H | I | L | M | Fig | NOTE |
|---|-------------|-----|-----|-----|---|----|---|---|-------|---|---|---|---|------|---|-----|-----------------|
| 3.0 V6 CDTI (F35) (130 kW) Eng.Y 30 DT 10/03-7/05 | | | | | | | | | | | | | | | | | |
| 19-2725 | | R | | | | | | | 140 | | | | | 84,8 | | | |
| 19-2802 | | F | | | | | | | 137 | | | | | 102 | | | -IDS Suspension |
| 19-8126 | | F | | | | 30 | | | 136 | | | | | 85 | | | +IDS Suspension |
| 3.0 V6 CDTI (F35) (135 kW) Eng.Z 30 DT 8/05-8/08 | | | | | | | | | | | | | | | | | |
| 19-2725 | | R | | | | | | | 140 | | | | | 84,8 | | | |
| 19-8126 | | F | | | | 30 | | | 136 | | | | | 85 | | | |
| 3.2 V6 (F35) (155 kW) Eng.Z 32 SE 10/03-7/05 | | | | | | | | | | | | | | | | | |
| 19-2725 | | R | | | | | | | 140 | | | | | 84,8 | | | |
| 19-2802 | | F | | | | | | | 137 | | | | | 102 | | | -IDS Suspension |
| 19-8126 | | F | | | | 30 | | | 136 | | | | | 85 | | | +IDS Suspension |
| Zafira A MPV / Space wagon (T98) 4/99-10/05 | | | | | | | | | | | | | | | | | |
| 1.6 (F75) (76 kW) Eng.Z 16 XE 10/03-6/05 | | | | | | | | | | | | | | | | | |
| 19-2294 | | F | | | | 33 | | | 137 | | | | | 83,3 | | | -ABS |
| 19-2295 | | F | | | | 33 | | | 137 | | | | | 85 | | | +ABS |
| 1.6 16V (F75) (74 kW) Eng.X 16 XEL (-09.00), Z 16 XE (09.00-) 4/99-6/05 | | | | | | | | | | | | | | | | | |
| 19-2294 | | F | | | | 33 | | | 137 | | | | | 83,3 | | | -ABS |
| 19-2295 | | F | | | | 33 | | | 137 | | | | | 85 | | | +ABS |
| 19-2438 | | R | | | | 29 | | | 140 | | | | | 146 | | | +ABS |
| 19-2439 | | R | | | | | | | 140 | | | | | 84 | | | -ABS |
| 1.6 CNG (F75) (71 kW) Eng.Z 16 YNG 9/01-6/05 | | | | | | | | | | | | | | | | | |
| 19-2294 | | F | | | | 33 | | | 137 | | | | | 83,3 | | | -ABS |
| 19-2295 | | F | | | | 33 | | | 137 | | | | | 85 | | | +ABS |
| 19-2438 | | R | | | | 29 | | | 140 | | | | | 146 | | | +ABS |
| 19-2439 | | R | | | | | | | 140 | | | | | 84 | | | -ABS |
| 1.6 LPG (F75) (74 kW) Eng.X 16 XEL, Z 16 XE 4/99-6/05 | | | | | | | | | | | | | | | | | |
| 19-2839 | | F | | | | 33 | | | 136,5 | | | | | 85 | | | |

OPEL

| METELLI ref | Spare Parts | | F/R | L/R | | | ABS | A | B | C | D | E | F | G | H | I | L | M | Fig | NOTE |
|---|-------------|--|-----|-----|--|--|-----|---|----|---|---|-------|---|---|---|---|------|---|-----|------|
| 1.6 LPG (F75) (76 kW) Eng.Z 16 XEP 10/03-6/05 | | | | | | | | | | | | | | | | | | | | |
| 19-2839 | | | F | | | | | | 33 | | | 136,5 | | | | | 85 | | | |
| 1.8 16V (F75) (85 kW) Eng.X 18 XE1 (04.99-.) 4/99-9/00 | | | | | | | | | | | | | | | | | | | | |
| 19-2294 | | | F | | | | | | 33 | | | 137 | | | | | 83,3 | | | -ABS |
| 19-2295 | | | F | | | | | | 33 | | | 137 | | | | | 85 | | | +ABS |
| 19-2438 | | | R | | | | | | 29 | | | 140 | | | | | 146 | | | +ABS |
| 19-2439 | | | R | | | | | | | | | 140 | | | | | 84 | | | -ABS |
| 1.8 16V (F75) (92 kW) Eng.Z 18 XE 9/00-6/05 | | | | | | | | | | | | | | | | | | | | |
| 19-2294 | | | F | | | | | | 33 | | | 137 | | | | | 83,3 | | | -ABS |
| 19-2295 | | | F | | | | | | 33 | | | 137 | | | | | 85 | | | +ABS |
| 19-2438 | | | R | | | | | | 29 | | | 140 | | | | | 146 | | | +ABS |
| 19-2439 | | | R | | | | | | | | | 140 | | | | | 84 | | | -ABS |
| 2.0 DI 16V (F75) (60 kW) Eng.X 20 DTL (10.99-.), Y 20 DTL 7/99-6/05 | | | | | | | | | | | | | | | | | | | | |
| 19-2294 | | | F | | | | | | 33 | | | 137 | | | | | 83,3 | | | -ABS |
| 19-2295 | | | F | | | | | | 33 | | | 137 | | | | | 85 | | | +ABS |
| 19-2438 | | | R | | | | | | 29 | | | 140 | | | | | 146 | | | +ABS |
| 19-2439 | | | R | | | | | | | | | 140 | | | | | 84 | | | -ABS |
| 2.0 DTI 16V (F75) (74 kW) Eng.Y 20 DTH 9/00-6/05 | | | | | | | | | | | | | | | | | | | | |
| 19-2294 | | | F | | | | | | 33 | | | 137 | | | | | 83,3 | | | -ABS |
| 19-2295 | | | F | | | | | | 33 | | | 137 | | | | | 85 | | | +ABS |
| 19-2438 | | | R | | | | | | 29 | | | 140 | | | | | 146 | | | +ABS |
| 19-2439 | | | R | | | | | | | | | 140 | | | | | 84 | | | -ABS |
| 2.0 OPC (F75) (141 kW) Eng.Z 20 LET 9/01-6/05 | | | | | | | | | | | | | | | | | | | | |
| 19-2294 | | | F | | | | | | 33 | | | 137 | | | | | 83,3 | | | -ABS |
| 19-2295 | | | F | | | | | | 33 | | | 137 | | | | | 85 | | | +ABS |
| 19-2438 | | | R | | | | | | 29 | | | 140 | | | | | 146 | | | +ABS |
| 19-2439 | | | R | | | | | | | | | 140 | | | | | 84 | | | -ABS |
| 2.0 OPC (F75) (147 kW) Eng.Z 20 LET 11/02-6/05 | | | | | | | | | | | | | | | | | | | | |
| 19-2294 | | | F | | | | | | 33 | | | 137 | | | | | 83,3 | | | -ABS |

OPEL

| METELLI ref | Spare Parts | | F/R | L/R | | ABS | A | B | C | D | E | F | G | H | I | L | M | Fig | NOTE |
|--|-------------|--|-----|-----|--|-----|---|----|---|---|-------|---|---|---|---|------|---|-----|------|
| 19-2295 | | | F | | | | | 33 | | | 137 | | | | | 85 | | | +ABS |
| 19-2438 | | | R | | | | | 29 | | | 140 | | | | | 146 | | | +ABS |
| 19-2439 | | | R | | | | | | | | 140 | | | | | 84 | | | -ABS |
| 2.2 16V (F75) (108 kW) Eng.Z 22 SE 9/00-6/05 | | | | | | | | | | | | | | | | | | | |
| 19-2294 | | | F | | | | | 33 | | | 137 | | | | | 83,3 | | | -ABS |
| 19-2295 | | | F | | | | | 33 | | | 137 | | | | | 85 | | | +ABS |
| 19-2438 | | | R | | | | | 29 | | | 140 | | | | | 146 | | | +ABS |
| 19-2439 | | | R | | | | | | | | 140 | | | | | 84 | | | -ABS |
| 2.2 DTI 16V (F75) (86 kW) Eng.Y 22 DTR 1/02-6/05 | | | | | | | | | | | | | | | | | | | |
| 19-2294 | | | F | | | | | 33 | | | 137 | | | | | 83,3 | | | -ABS |
| 19-2295 | | | F | | | | | 33 | | | 137 | | | | | 85 | | | +ABS |
| 19-2438 | | | R | | | | | 29 | | | 140 | | | | | 146 | | | +ABS |
| 19-2439 | | | R | | | | | | | | 140 | | | | | 84 | | | -ABS |
| 2.2 DTI 16V (F75) (92 kW) Eng.Y 22 DTR 1/02-6/05 | | | | | | | | | | | | | | | | | | | |
| 19-2294 | | | F | | | | | 33 | | | 137 | | | | | 83,3 | | | -ABS |
| 19-2295 | | | F | | | | | 33 | | | 137 | | | | | 85 | | | +ABS |
| 19-2438 | | | R | | | | | 29 | | | 140 | | | | | 146 | | | +ABS |
| 19-2439 | | | R | | | | | | | | 140 | | | | | 84 | | | -ABS |
| Zafira B (A05) 7/05-1/70 | | | | | | | | | | | | | | | | | | | |
| 1.6 (M75) (77 kW) Eng.Z 16 XE1, Z 16 XEP 7/05-9/12 | | | | | | | | | | | | | | | | | | | |
| 19-2345 | | | F | | | | | | | | 137 | | | | | | | | |
| 19-2727 | | | R | | | | | | | | 140 | | | | | 116 | | | |
| 1.6 (M75) (85 kW) Eng.A 16 XER, Z 16 XER 1/08-4/15 | | | | | | | | | | | | | | | | | | | |
| 19-2345 | | | F | | | | | | | | 137 | | | | | | | | |
| 19-2727 | | | R | | | | | | | | 140 | | | | | 116 | | | |
| 1.6 CNG (M75) (69 kW) Eng.Z 16 YNG 7/05-4/15 | | | | | | | | | | | | | | | | | | | |
| 19-2345 | | | F | | | | | | | | 137 | | | | | | | | |
| 19-2839 | | | F | | | | | 33 | | | 136,5 | | | | | 85 | | | |

OPEL

| METELLI ref | Spare Parts | | F/R | L/R | | | ABS | A | B | C | D | E | F | G | H | I | L | M | Fig | NOTE |
|--|-------------|--------|-----|-----|--|--|-----|---|----|---|---|-------|---|---|---|---|-----|---|-----|-------------|
| 1.6 CNG Turbo (M75) (110 kW) Eng.A 16 XNT, Z 16 XNT 4/10-4/15 | | | | | | | | | | | | | | | | | | | | |
| 19-2839 | | | F | | | | | | 33 | | | 136,5 | | | | | 85 | | | |
| 1.6 FlexFuel (M75) (85 kW) Eng.Z 16 XER 8/08-12/12 | | | | | | | | | | | | | | | | | | | | |
| 19-2839 | | | F | | | | | | 33 | | | 136,5 | | | | | 85 | | | |
| 1.7 CDTI (M75) (81 kW) Eng.A 17 DTJ, Z 17 DTJ 1/08-4/15 | | | | | | | | | | | | | | | | | | | | |
| 19-2727 | | | R | | | | | | | | | 140 | | | | | 116 | | | |
| 19-2839 | | | F | | | | | | 33 | | | 136,5 | | | | | 85 | | | |
| 1.7 CDTI (M75) (92 kW) Eng.A 17 DTR, Z 17 DTR 3/07-4/15 | | | | | | | | | | | | | | | | | | | | |
| 19-2727 | | | R | | | | | | | | | 140 | | | | | 116 | | | |
| 19-2839 | | | F | | | | | | 33 | | | 136,5 | | | | | 85 | | | |
| 1.8 (M75) (88 kW) Eng.A 18 XEL 6/13-4/15 | | | | | | | | | | | | | | | | | | | | |
| 19-2345 | | | F | | | | | | | | | 137 | | | | | | | | |
| 19-2727 | | | R | | | | | | | | | 140 | | | | | 116 | | | |
| 1.8 (M75) (103 kW) Eng.A 18 XER, Z 18 XER 7/05-4/15 | | | | | | | | | | | | | | | | | | | | |
| 19-2345 | | | F | | | | | | | | | 137 | | | | | | | | |
| 19-2727 | | | R | | | | | | | | | 140 | | | | | 116 | | | |
| 1.8 LPG (M75) (103 kW) Eng.Z 18 XER 7/09-4/15 | | | | | | | | | | | | | | | | | | | | |
| 19-2345 | | | F | | | | | | | | | 137 | | | | | | | | |
| 19-2727 | | | R | | | | | | | | | 140 | | | | | 116 | | | |
| 1.9 CDTI (M75) (74 kW) Eng.Z 19 DTL 7/05-12/10 | | | | | | | | | | | | | | | | | | | | |
| 19-2345 | | -12/06 | F | | | | | | | | | 137 | | | | | | | | Eng. Z19DTL |
| 19-2727 | | | R | | | | | | | | | 140 | | | | | 116 | | | |
| 19-2839 | | 01/06- | F | | | | | | 33 | | | 136,5 | | | | | 85 | | | Eng. Z19DTL |
| 1.9 CDTI (M75) (88 kW) Eng.Z 19 DT 7/05-4/15 | | | | | | | | | | | | | | | | | | | | |
| 19-2345 | | -12/06 | F | | | | | | | | | 137 | | | | | | | | Eng. Z19DT |
| 19-2727 | | | R | | | | | | | | | 140 | | | | | 116 | | | |
| 19-2839 | | 01/06- | F | | | | | | 33 | | | 136,5 | | | | | 85 | | | Eng. Z19DT |
| 1.9 CDTI (M75) (110 kW) Eng.Z 19 DTH 7/05-4/15 | | | | | | | | | | | | | | | | | | | | |
| 19-2727 | | | R | | | | | | | | | 140 | | | | | 116 | | | |

OPEL

| METELLI ref | Spare Parts | | F/R | L/R | | | ABS | A | B | C | D | E | F | G | H | I | L | M | Fig | NOTE |
|---|-------------|--------|-----|-----|--|--|-----|---|----|---|----|-----|---|---|---|---|------|---|-----|------|
| 1.6 (75) (125 kW) Eng.A 16 XHT, B 16 SHL, D 16 SHL 12/12-1/70 | | | | | | | | | | | | | | | | | | | | |
| 19-2859 | | | F | | | | | | | | | 146 | | | | | 87,5 | | | |
| 19-8159 | | | R | | | | | | | | 82 | 146 | | | | | | | | |
| 1.6 CDTI (75) (88 kW) Eng.B 16 DTJ, D 16 DTJ 7/14-1/70 | | | | | | | | | | | | | | | | | | | | |
| 19-2859 | | | F | | | | | | | | | 146 | | | | | 87,5 | | | |
| 19-8159 | | | R | | | | | | | | 82 | 146 | | | | | | | | |
| 1.6 CDTI (75) (99 kW) Eng.B 16 DTH, D 16 DTH (05.18-.) 11/16-1/70 | | | | | | | | | | | | | | | | | | | | |
| 19-2859 | | | F | | | | | | | | | 146 | | | | | 87,5 | | | |
| 19-8159 | | | R | | | | | | | | 82 | 146 | | | | | | | | |
| 1.6 CDTI (75) (100 kW) Eng.B 16 DTH 2/13-1/70 | | | | | | | | | | | | | | | | | | | | |
| 19-2859 | | | F | | | | | | | | | 146 | | | | | 87,5 | | | |
| 19-8159 | | | R | | | | | | | | 82 | 146 | | | | | | | | |
| 1.6 CNG (75) (110 kW) Eng.A 16 XNT, B 16 XNT 10/11-1/70 | | | | | | | | | | | | | | | | | | | | |
| 19-2859 | | | F | | | | | | | | | 146 | | | | | 87,5 | | | |
| 19-2979 | | -12/12 | R | | | | | | 33 | | | 146 | | | | | 98,2 | | | |
| 19-8159 | | | R | | | | | | | | 82 | 146 | | | | | | | | |
| 1.6 SIDI (75) (147 kW) Eng.A 16 SHT, B 16 SHT, D 16 SHT 7/13-1/70 | | | | | | | | | | | | | | | | | | | | |
| 19-2859 | | | F | | | | | | | | | 146 | | | | | 87,5 | | | |
| 19-8159 | | | R | | | | | | | | 82 | 146 | | | | | | | | |
| 1.8 (75) (85 kW) Eng.A 18 XEL 10/11-1/70 | | | | | | | | | | | | | | | | | | | | |
| 19-2859 | | | F | | | | | | | | | 146 | | | | | 87,5 | | | |
| 19-2979 | | -12/12 | R | | | | | | 33 | | | 146 | | | | | 98,2 | | | |
| 19-8159 | | | R | | | | | | | | 82 | 146 | | | | | | | | |
| 1.8 (75) (103 kW) Eng.A 18 XER 10/11-1/70 | | | | | | | | | | | | | | | | | | | | |
| 19-2979 | | -12/12 | R | | | | | | 33 | | | 146 | | | | | 98,2 | | | |
| 19-8159 | | | R | | | | | | | | 82 | 146 | | | | | | | | |
| 2.0 BiTurbo CDTI (75) (143 kW) Eng.A 20 DTR 1/13-1/70 | | | | | | | | | | | | | | | | | | | | |
| 19-2859 | | | F | | | | | | | | | 146 | | | | | 87,5 | | | |
| 19-8159 | | | R | | | | | | | | 82 | 146 | | | | | | | | |

OPEL

| METELLI ref | Spare Parts | | F/R | L/R | | | ABS | A | B | C | D | E | F | G | H | I | L | M | Fig | NOTE |
|---|-------------|--|-----|-----|--|--|-----|---|----|----|----|-----|---|---|---|---|---|----|-----|------|
| 2.0 D 4x4 (110 kW) Eng.D 20 DTH (DW10FD) 3/19-1/70 | | | | | | | | | | | | | | | | | | | | |
| 19-2803 | | | F | | | | | | | 45 | 86 | | | | | | | 44 | | |
| 19-8188 | | | R | | | | | | 28 | | | 128 | | | | | | | | |

OPEL HCV

Movano A Combi (X70) 7/98-1/70

1.9 DTI (JD) (59 kW) Eng.F9Q 770 9/00-10/01

| | | | | | | | | | | | | | | | | | | | | |
|---------|--|--|---|--|--|--|--|--|--|------|----|--|--|--|--|--|--|----|--|------------------|
| 19-2301 | | | F | | | | | | | 49 | 84 | | | | | | | 48 | | 15Inch Wheels |
| 19-2341 | | | F | | | | | | | 49 | 84 | | | | | | | 48 | | 15/16Inch Wheels |
| 19-2723 | | | R | | | | | | | 45,3 | 80 | | | | | | | 48 | | 16Inch Wheels |

1.9 DTI (JD) (60 kW) Eng.F9Q 772, F9Q 774 10/01-1/70

| | | | | | | | | | | | | | | | | | | | | |
|---------|--|--|---|--|--|--|--|--|--|------|----|--|--|--|--|--|--|----|--|------------------|
| 19-2301 | | | F | | | | | | | 49 | 84 | | | | | | | 48 | | 15Inch Wheels |
| 19-2341 | | | F | | | | | | | 49 | 84 | | | | | | | 48 | | 15/16Inch Wheels |
| 19-2723 | | | R | | | | | | | 45,3 | 80 | | | | | | | 48 | | 16Inch Wheels |

2.2 DTI (JD) (66 kW) Eng.G9T 720, G9T 722, G9T 750 9/00-1/70

| | | | | | | | | | | | | | | | | | | | | |
|---------|--|--|---|--|--|--|--|--|--|------|----|--|--|--|--|--|--|----|--|------------------|
| 19-2301 | | | F | | | | | | | 49 | 84 | | | | | | | 48 | | 15Inch Wheels |
| 19-2341 | | | F | | | | | | | 49 | 84 | | | | | | | 48 | | 15/16Inch Wheels |
| 19-2723 | | | R | | | | | | | 45,3 | 80 | | | | | | | 48 | | 16Inch Wheels |

2.5 CDTI (JD) (74 kW) Eng.G9U 650 9/07-1/70

| | | | | | | | | | | | | | | | | | | | | |
|---------|--|--|---|--|--|--|--|--|--|------|----|--|--|--|--|--|--|----|--|---------------|
| 19-2341 | | | F | | | | | | | 49 | 84 | | | | | | | 48 | | |
| 19-2723 | | | R | | | | | | | 45,3 | 80 | | | | | | | 48 | | 16Inch Wheels |

2.5 CDTI (JD) (88 kW) Eng.G9U 632, G9U 650 8/06-1/70

| | | | | | | | | | | | | | | | | | | | | |
|---------|--|--|---|--|--|--|--|--|--|------|----|--|--|--|--|--|--|----|--|---------------|
| 19-2341 | | | F | | | | | | | 49 | 84 | | | | | | | 48 | | |
| 19-2723 | | | R | | | | | | | 45,3 | 80 | | | | | | | 48 | | 16Inch Wheels |

2.5 CDTI (JD) (107 kW) Eng.G9U 632, G9U 650 8/06-1/70

| | | | | | | | | | | | | | | | | | | | | |
|---------|--|--|---|--|--|--|--|--|--|------|----|--|--|--|--|--|--|----|--|---------------|
| 19-2341 | | | F | | | | | | | 49 | 84 | | | | | | | 48 | | |
| 19-2723 | | | R | | | | | | | 45,3 | 80 | | | | | | | 48 | | 16Inch Wheels |

OPEL HCV

| METELLI ref | Spare Parts | | F/R | L/R | | ABS | A | B | C | D | E | F | G | H | I | L | M | Fig | NOTE |
|--|-------------|--|-----|-----|--|-----|---|---|------|----|---|---|---|---|---|----|---|-----|------------------|
| 19-2723 | | | R | | | | | | 45,3 | 80 | | | | | | 48 | | | 16Inch Wheels |
| 2.5 D (ED, HD, UD0, UD4) (59 kW) Eng.S8U 770, S8U 772 1/99-9/00 | | | | | | | | | | | | | | | | | | | |
| 19-2301 | | | F | | | | | | 49 | 84 | | | | | | 48 | | | 15Inch Wheels |
| 19-2341 | | | F | | | | | | 49 | 84 | | | | | | 48 | | | 16Inch Wheels |
| 19-2723 | | | R | | | | | | 45,3 | 80 | | | | | | 48 | | | 16Inch Wheels |
| 2.5 DTI (ED, HD, UD0, UD4) (73 kW) Eng.G9U 754 10/03-1/70 | | | | | | | | | | | | | | | | | | | |
| 19-2341 | | | F | | | | | | 49 | 84 | | | | | | 48 | | | |
| 19-2723 | | | R | | | | | | 45,3 | 80 | | | | | | 48 | | | 16Inch Wheels |
| 2.5 DTI (ED, HD, UD0, UD4) (84 kW) Eng.G9U 720, G9U 724, G9U 750, G9U 754 10/01-1/70 | | | | | | | | | | | | | | | | | | | |
| 19-2301 | | | F | | | | | | 49 | 84 | | | | | | 48 | | | 15Inch Wheels |
| 19-2341 | | | F | | | | | | 49 | 84 | | | | | | 48 | | | 15/16Inch Wheels |
| 2.8 DTI (ED, HD, UD0, UD4) (84 kW) Eng.S9W 700, S9W 702 1/99-10/01 | | | | | | | | | | | | | | | | | | | |
| 19-2301 | | | F | | | | | | 49 | 84 | | | | | | 48 | | | 15Inch Wheels |
| 19-2341 | | | F | | | | | | 49 | 84 | | | | | | 48 | | | 15/16Inch Wheels |
| 19-2723 | | | R | | | | | | 45,3 | 80 | | | | | | 48 | | | 16Inch Wheels |
| 3.0 DTI (ED, HD, UD0, UD4) (100 kW) Eng.ZD3 200, ZD3 202 10/03-1/70 | | | | | | | | | | | | | | | | | | | |
| 19-2341 | | | F | | | | | | 49 | 84 | | | | | | 48 | | | |
| 19-2723 | | | R | | | | | | 45,3 | 80 | | | | | | 48 | | | 16Inch Wheels |
| Movano A Platform/Chassis (X70) 7/98-1/70 | | | | | | | | | | | | | | | | | | | |
| 2.2 DTI (ED, HD, UD0, UD4) (66 kW) Eng.G9T 720, G9T 722, G9T 750 9/00-1/70 | | | | | | | | | | | | | | | | | | | |
| 19-2301 | | | F | | | | | | 49 | 84 | | | | | | 48 | | | 15Inch Wheels |
| 19-2341 | | | F | | | | | | 49 | 84 | | | | | | 48 | | | 15/16Inch Wheels |
| 19-2723 | | | R | | | | | | 45,3 | 80 | | | | | | 48 | | | 16Inch Wheels |
| 2.5 CDTI (ED, HD, UD0, UD4) (74 kW) Eng.G9U 650 8/06-1/70 | | | | | | | | | | | | | | | | | | | |
| 19-2341 | | | F | | | | | | 49 | 84 | | | | | | 48 | | | |
| 19-2723 | | | R | | | | | | 45,3 | 80 | | | | | | 48 | | | 16Inch Wheels |
| 2.5 CDTI (ED, HD, UD0, UD4) (88 kW) Eng.G9U 632, G9U 650 8/06-1/70 | | | | | | | | | | | | | | | | | | | |
| 19-2341 | | | F | | | | | | 49 | 84 | | | | | | 48 | | | |

OPEL HCV

| METELLI ref | Spare Parts | F/R | L/R | ABS | A | B | C | D | E | F | G | H | I | L | M | Fig | NOTE |
|--|-------------|-----|-----|-----|---|---|------|----|---|---|---|---|---|----|---|-----|---------------------------|
| 19-2723 | | R | | | | | 45,3 | 80 | | | | | | 48 | | | 16Inch Wheels |
| 2.5 CDTI (ED, HD, UD0, UD4) (107 kW) Eng.G9U 632, G9U 650 8/06-1/70 | | | | | | | | | | | | | | | | | |
| 19-2341 | | F | | | | | 49 | 84 | | | | | | 48 | | | |
| 19-2723 | | R | | | | | 45,3 | 80 | | | | | | 48 | | | 16Inch Wheels |
| 2.5 D (ED, HD, UD0, UD4) (59 kW) Eng.S8U 770, S8U 772 7/98-9/00 | | | | | | | | | | | | | | | | | |
| 19-2301 | | F | | | | | 49 | 84 | | | | | | 48 | | | 15Inch Wheels |
| 19-2341 | | F | | | | | 49 | 84 | | | | | | 48 | | | 16Inch Wheels |
| 19-2723 | | R | | | | | 45,3 | 80 | | | | | | 48 | | | 16Inch Wheels |
| 2.5 DTi (ED, HD, UD0, UD4) (73 kW) Eng.G9U 754 10/03-1/70 | | | | | | | | | | | | | | | | | |
| 19-2341 | | F | | | | | 49 | 84 | | | | | | 48 | | | |
| 19-2723 | | R | | | | | 45,3 | 80 | | | | | | 48 | | | 16Inch Wheels |
| 2.5 DTi (ED, HD, UD0, UD4) (84 kW) Eng.G9U 720, G9U 724, G9U 750, G9U 754 10/01-1/70 | | | | | | | | | | | | | | | | | |
| 19-2301 | | F | | | | | 49 | 84 | | | | | | 48 | | | 15Inch Wheels |
| 19-2341 | | F | | | | | 49 | 84 | | | | | | 48 | | | 15/16Inch Wheels |
| 19-2723 | | R | | | | | 45,3 | 80 | | | | | | 48 | | | 16Inch Wheels |
| 2.8 DTi (ED, HD, UD0, UD4) (84 kW) Eng.S9W 700, S9W 702 7/98-10/01 | | | | | | | | | | | | | | | | | |
| 19-2301 | | F | | | | | 49 | 84 | | | | | | 48 | | | 15Inch Wheels |
| 19-2341 | | F | | | | | 49 | 84 | | | | | | 48 | | | 15/16Inch Wheels |
| 19-2723 | | R | | | | | 45,3 | 80 | | | | | | 48 | | | 16Inch Wheels |
| 3.0 DTi (ED, HD, UD0, UD4) (100 kW) Eng.ZD3 200, ZD3 202 10/03-1/70 | | | | | | | | | | | | | | | | | |
| 19-2341 | | F | | | | | 49 | 84 | | | | | | 48 | | | |
| 19-2723 | | R | | | | | 45,3 | 80 | | | | | | 48 | | | 16Inch Wheels |
| Movano A Van (X70) 1/99-1/70 | | | | | | | | | | | | | | | | | |
| 1.9 DTi (FD) (59 kW) Eng.F9Q 770 9/00-10/01 | | | | | | | | | | | | | | | | | |
| 19-2301 | | F | | | | | 49 | 84 | | | | | | 48 | | | Mod. FD, 15Inch Wheels |
| 19-2341 | | F | | | | | 49 | 84 | | | | | | 48 | | | Mod. FD, 15/16Inch Wheels |
| 19-2723 | | R | | | | | 45,3 | 80 | | | | | | 48 | | | 16Inch Wheels |

OPEL HCV

| METELLI ref | Spare Parts | | F/R | L/R | | | ABS | A | B | C | D | E | F | G | H | I | L | M | Fig | NOTE |
|---|-------------|--|-----|-----|--|--|-----|---|---|------|----|---|---|---|---|---|---|---|-----|---------------------------|
| 1.9 DTI (FD) (60 kW) Eng.F9Q 772, F9Q 774 10/01-1/70 | | | | | | | | | | | | | | | | | | | | |
| 19-2301 | | | F | | | | | | | 49 | 84 | | | | | | | | 48 | Mod. FD, 15Inch Wheels |
| 19-2341 | | | F | | | | | | | 49 | 84 | | | | | | | | 48 | Mod. FD, 15/16Inch Wheels |
| 19-2723 | | | R | | | | | | | 45,3 | 80 | | | | | | | | 48 | 16Inch Wheels |
| 2.2 DTI (FD) (66 kW) Eng.G9T 720, G9T 722, G9T 750 9/00-1/70 | | | | | | | | | | | | | | | | | | | | |
| 19-2301 | | | F | | | | | | | 49 | 84 | | | | | | | | 48 | Mod. FD, 15Inch Wheels |
| 19-2341 | | | F | | | | | | | 49 | 84 | | | | | | | | 48 | Mod. FD, 15/16Inch Wheels |
| 19-2723 | | | R | | | | | | | 45,3 | 80 | | | | | | | | 48 | 16Inch Wheels |
| 2.5 CDTI (FD) (74 kW) Eng.G9U 650 10/03-1/70 | | | | | | | | | | | | | | | | | | | | |
| 19-2341 | | | F | | | | | | | 49 | 84 | | | | | | | | 48 | |
| 19-2723 | | | R | | | | | | | 45,3 | 80 | | | | | | | | 48 | 16Inch Wheels |
| 2.5 CDTI (FD) (88 kW) Eng.G9U 632, G9U 650 10/03-1/70 | | | | | | | | | | | | | | | | | | | | |
| 19-2341 | | | F | | | | | | | 49 | 84 | | | | | | | | 48 | |
| 19-2723 | | | R | | | | | | | 45,3 | 80 | | | | | | | | 48 | 16Inch Wheels |
| 2.5 CDTI (FD) (107 kW) Eng.G9U 632, G9U 650 10/03-1/70 | | | | | | | | | | | | | | | | | | | | |
| 19-2341 | | | F | | | | | | | 49 | 84 | | | | | | | | 48 | |
| 19-2723 | | | R | | | | | | | 45,3 | 80 | | | | | | | | 48 | 16Inch Wheels |
| 2.5 D (FD) (59 kW) Eng.S8U 770, S8U 772 1/99-9/00 | | | | | | | | | | | | | | | | | | | | |
| 19-2301 | | | F | | | | | | | 49 | 84 | | | | | | | | 48 | 15Inch Wheels |
| 19-2341 | | | F | | | | | | | 49 | 84 | | | | | | | | 48 | 16Inch Wheels |
| 19-2723 | | | R | | | | | | | 45,3 | 80 | | | | | | | | 48 | 16Inch Wheels |
| 2.5 DTi (FD) (73 kW) Eng.G9U 754 10/03-1/70 | | | | | | | | | | | | | | | | | | | | |
| 19-2341 | | | F | | | | | | | 49 | 84 | | | | | | | | 48 | |
| 19-2723 | | | R | | | | | | | 45,3 | 80 | | | | | | | | 48 | 16Inch Wheels |
| 2.5 DTI (FD) (84 kW) Eng.G9U 720, G9U 724, G9U 754 10/01-1/70 | | | | | | | | | | | | | | | | | | | | |
| 19-2301 | | | F | | | | | | | 49 | 84 | | | | | | | | 48 | Mod. FD, 15Inch Wheels |
| 19-2341 | | | F | | | | | | | 49 | 84 | | | | | | | | 48 | Mod. FD, 15/16Inch Wheels |
| 19-2723 | | | R | | | | | | | 45,3 | 80 | | | | | | | | 48 | 16Inch Wheels |

OPEL HCV

| METELLI ref | Spare Parts | | F/R | L/R | | | ABS | A | B | C | D | E | F | G | H | I | L | M | Fig | NOTE |
|---|-------------|--|-----|-----|--|--|-----|---|---|------|----|---|---|---|---|---|---|----|-----|---------------------------|
| 2.8 DTI (FD) (84 kW) Eng.S9W 700, S9W 702 1/99-10/01 | | | | | | | | | | | | | | | | | | | | |
| 19-2301 | | | F | | | | | | | 49 | 84 | | | | | | | 48 | | Mod. FD, 15Inch Wheels |
| 19-2341 | | | F | | | | | | | 49 | 84 | | | | | | | 48 | | Mod. FD, 15/16Inch Wheels |
| 19-2723 | | | R | | | | | | | 45,3 | 80 | | | | | | | 48 | | 16Inch Wheels |
| 3.0 DTI (FD) (100 kW) Eng.ZD3 200, ZD3 202 10/03-1/70 | | | | | | | | | | | | | | | | | | | | |
| 19-2341 | | | F | | | | | | | 49 | 84 | | | | | | | 48 | | |
| 19-2723 | | | R | | | | | | | 45,3 | 80 | | | | | | | 48 | | 16Inch Wheels |
| Movano B Bus (X62) 5/10-1/70 | | | | | | | | | | | | | | | | | | | | |
| 2.3 CDTI FWD (JV) (74 kW) Eng.M9T 670, M9T 672, M9T 676, M9T 870 12/10-1/70 | | | | | | | | | | | | | | | | | | | | |
| 19-2874 | | | R | | | | | | | 45 | 80 | | | | | | | 60 | | |
| 19-8133 | | | F | | | | | | | 55 | 90 | | | | | | | 54 | | |
| 2.3 CDTI FWD (JV) (81 kW) Eng.M9T 870 5/14-1/70 | | | | | | | | | | | | | | | | | | | | |
| 19-2874 | | | R | | | | | | | 45 | 80 | | | | | | | 60 | | |
| 19-8133 | | | F | | | | | | | 55 | 90 | | | | | | | 54 | | |
| 2.3 CDTI FWD (JV) (92 kW) Eng.M9T 670, M9T 672, M9T 676, M9T 680, M9T 870, M9T 8 12/10-1/70 | | | | | | | | | | | | | | | | | | | | |
| 19-2874 | | | R | | | | | | | 45 | 80 | | | | | | | 60 | | |
| 19-8133 | | | F | | | | | | | 55 | 90 | | | | | | | 54 | | |
| 2.3 CDTI FWD (JV) (100 kW) Eng.M9T 702, M9T 716 5/14-1/70 | | | | | | | | | | | | | | | | | | | | |
| 19-2874 | | | R | | | | | | | 45 | 80 | | | | | | | 60 | | |
| 19-8133 | | | F | | | | | | | 55 | 90 | | | | | | | 54 | | |
| 2.3 CDTI FWD (JV) (107 kW) Eng.M9T 678, M9T 680, M9T 706, M9T 708 12/10-1/70 | | | | | | | | | | | | | | | | | | | | |
| 19-2874 | | | R | | | | | | | 45 | 80 | | | | | | | 60 | | |
| 19-8133 | | | F | | | | | | | 55 | 90 | | | | | | | 54 | | |
| 2.3 CDTI FWD (JV) (110 kW) Eng.M9T 716, M9T 880 1/13-1/70 | | | | | | | | | | | | | | | | | | | | |
| 19-2874 | | | R | | | | | | | 45 | 80 | | | | | | | 60 | | |
| 19-8133 | | | F | | | | | | | 55 | 90 | | | | | | | 54 | | |
| 2.3 CDTI FWD (JV) (120 kW) Eng.M9T 702, M9T 708 5/14-1/70 | | | | | | | | | | | | | | | | | | | | |
| 19-2874 | | | R | | | | | | | 45 | 80 | | | | | | | 60 | | |

OPEL HCV

| METELLI ref | Spare Parts | | F/R | L/R | | | ABS | A | B | C | D | E | F | G | H | I | L | M | Fig | NOTE |
|--|-------------|--|-----|-----|--|--|-----|---|---|----|----|---|---|---|---|---|----|---|-----|------|
| 19-8133 | | | F | | | | | | | 55 | 90 | | | | | | 54 | | | |
| 2.3 CDTI FWD (JV) (125 kW) Eng.M9T 706 7/15-1/70 | | | | | | | | | | | | | | | | | | | | |
| 19-2874 | | | R | | | | | | | 45 | 80 | | | | | | 60 | | | |
| 19-8133 | | | F | | | | | | | 55 | 90 | | | | | | 54 | | | |
| 2.3 CDTI FWD (JV) (132 kW) Eng.M9T 716 8/19-1/70 | | | | | | | | | | | | | | | | | | | | |
| 19-2874 | | | R | | | | | | | 45 | 80 | | | | | | 60 | | | |
| 19-8133 | | | F | | | | | | | 55 | 90 | | | | | | 54 | | | |
| Movano B Dumper body (X62) 5/10-1/70 | | | | | | | | | | | | | | | | | | | | |
| 2.3 CDTI FWD (HV, UV) (96 kW) Eng.M9T 704 11/16-1/70 | | | | | | | | | | | | | | | | | | | | |
| 19-8133 | | | F | | | | | | | 55 | 90 | | | | | | 54 | | | |
| 2.3 CDTI FWD (UV, HV) (107 kW) Eng.M9T 678, M9T 680 5/10-1/70 | | | | | | | | | | | | | | | | | | | | |
| 19-8133 | | | F | | | | | | | 55 | 90 | | | | | | 54 | | | |
| 2.3 CDTI FWD (UV, HV) (120 kW) Eng.M9T 702 5/14-1/70 | | | | | | | | | | | | | | | | | | | | |
| 19-8133 | | | F | | | | | | | 55 | 90 | | | | | | 54 | | | |
| 2.3 CDTI FWD (UV, HV) (125 kW) Eng.M9T 706 11/16-1/70 | | | | | | | | | | | | | | | | | | | | |
| 19-8133 | | | F | | | | | | | 55 | 90 | | | | | | 54 | | | |
| 2.3 CDTI RWD (UV, HV) (96 kW) Eng.M9T 710 11/16-1/70 | | | | | | | | | | | | | | | | | | | | |
| 19-8133 | | | F | | | | | | | 55 | 90 | | | | | | 54 | | | |
| 2.3 CDTI RWD (UV, HV) (107 kW) Eng.M9T 694, M9T 696, M9T 698 5/10-1/70 | | | | | | | | | | | | | | | | | | | | |
| 19-8133 | | | F | | | | | | | 55 | 90 | | | | | | 54 | | | |
| 2.3 CDTI RWD (UV, HV) (120 kW) Eng.M9T 700 5/14-1/70 | | | | | | | | | | | | | | | | | | | | |
| 19-8133 | | | F | | | | | | | 55 | 90 | | | | | | 54 | | | |
| Movano B Platform/Chassis (X62) 5/10-1/70 | | | | | | | | | | | | | | | | | | | | |
| 2.3 CDTI FWD (EV, HV, UV) (74 kW) Eng.M9T 670, M9T 672, M9T 676, M9T 870, M9T 876, M9T 8 5/10-1/70 | | | | | | | | | | | | | | | | | | | | |
| 19-2874 | | | R | | | | | | | 45 | 80 | | | | | | 60 | | | |
| 19-8133 | | | F | | | | | | | 55 | 90 | | | | | | 54 | | | |

OPEL HCV

| METELLI ref | Spare Parts | F/R | L/R | ABS | A | B | C | D | E | F | G | H | I | L | M | Fig | NOTE |
|--|-------------|-----|-----|-----|---|---|----|----|---|---|---|---|---|----|---|-----|------|
| 2.3 CDTI RWD (EV, HV, UV) (92 kW) Eng.M9T 686, M9T 690, M9T 692, M9T 696, M9T 698, M9T 8 5/10-1/70 | | | | | | | | | | | | | | | | | |
| 19-8133 | | | F | | | | 55 | 90 | | | | | | 54 | | | |
| 2.3 CDTI RWD (EV, HV, UV) (96 kW) Eng.M9T 710 11/16-1/70 | | | | | | | | | | | | | | | | | |
| 19-8133 | | | F | | | | 55 | 90 | | | | | | 54 | | | |
| 2.3 CDTI RWD (EV, HV, UV) (100 kW) Eng.M9T 700 5/14-1/70 | | | | | | | | | | | | | | | | | |
| 19-8133 | | | F | | | | 55 | 90 | | | | | | 54 | | | |
| 2.3 CDTI RWD (EV, HV, UV) (107 kW) Eng.M9T 694, M9T 696, M9T 698, M9T 710, M9T 896, M9T 8 5/10-1/70 | | | | | | | | | | | | | | | | | |
| 19-8133 | | | F | | | | 55 | 90 | | | | | | 54 | | | |
| 2.3 CDTI RWD (EV, HV, UV) (110 kW) Eng.M9T 694, M9T 696, M9T 698, M9T 898 1/13-1/70 | | | | | | | | | | | | | | | | | |
| 19-8133 | | | F | | | | 55 | 90 | | | | | | 54 | | | |
| 2.3 CDTI RWD (EV, HV, UV) (120 kW) Eng.M9T 700 5/14-1/70 | | | | | | | | | | | | | | | | | |
| 19-8133 | | | F | | | | 55 | 90 | | | | | | 54 | | | |
| Movano B Van (X62) 5/10-1/70 | | | | | | | | | | | | | | | | | |
| 2.3 CDTI FWD (FV) (74 kW) Eng.M9T 670, M9T 672, M9T 676, M9T 870, M9T 876 5/10-1/70 | | | | | | | | | | | | | | | | | |
| 19-2874 | | | R | | | | 45 | 80 | | | | | | 60 | | | |
| 19-8133 | | | F | | | | 55 | 90 | | | | | | 54 | | | |
| 2.3 CDTI FWD (FV) (81 kW) Eng.M9T 870 2/12-1/70 | | | | | | | | | | | | | | | | | |
| 19-2874 | | | R | | | | 45 | 80 | | | | | | 60 | | | |
| 19-8133 | | | F | | | | 55 | 90 | | | | | | 54 | | | |
| 2.3 CDTI FWD (FV) (92 kW) Eng.M9T 670, M9T 672, M9T 676, M9T 870, M9T 876, M9T 8 5/10-1/70 | | | | | | | | | | | | | | | | | |
| 19-2874 | | | R | | | | 45 | 80 | | | | | | 60 | | | |
| 19-8133 | | | F | | | | 55 | 90 | | | | | | 54 | | | |
| 2.3 CDTI FWD (FV) (96 kW) Eng.M9T 704 11/16-1/70 | | | | | | | | | | | | | | | | | |
| 19-2874 | | | R | | | | 45 | 80 | | | | | | 60 | | | |
| 19-8133 | | | F | | | | 55 | 90 | | | | | | 54 | | | |
| 2.3 CDTI FWD (FV) (100 kW) Eng.M9T 702, M9T 716 5/14-1/70 | | | | | | | | | | | | | | | | | |
| 19-2874 | | | R | | | | 45 | 80 | | | | | | 60 | | | |
| 19-8133 | | | F | | | | 55 | 90 | | | | | | 54 | | | |

OPEL HCV

| METELLI ref | Spare Parts | | F/R | L/R | | | ABS | A | B | C | D | E | F | G | H | I | L | M | Fig | NOTE |
|--|-------------|--|-----|-----|--|--|-----|---|---|----|----|---|---|---|---|---|---|----|-----|------|
| 2.3 CDTI RWD (FV) (120 kW) Eng.M9T 700, M9T 710 5/14-1/70 | | | | | | | | | | | | | | | | | | | | |
| 19-8133 | | | F | | | | | | | 55 | 90 | | | | | | | 54 | | |

OPEL LCV

Arena Bus (A97) 1/97-12/01

1.9 D (TF1G/M, THBJ/L) (44 kW) Eng.19 DJ, 19 DL 1/97-12/01

| | | | | | | | | | | | | | | | | | | | | |
|---------|--|--|---|--|--|--|--|--|--|----|----|--|--|--|--|-------|----|----|--|------|
| 19-2198 | | | F | | | | | | | 42 | 84 | | | | | | | 39 | | |
| 19-2619 | | | R | | | | | | | 25 | 62 | | | | | 19,25 | 18 | | | -ABS |

2.5 D (TF1G/M, THBG/M) (55 kW) Eng.25 DG, 25 DM 1/97-12/01

| | | | | | | | | | | | | | | | | | | | | |
|---------|--|--|---|--|--|--|--|--|--|----|----|--|--|--|--|-------|----|----|--|------|
| 19-2198 | | | F | | | | | | | 42 | 84 | | | | | | | 39 | | |
| 19-2619 | | | R | | | | | | | 25 | 62 | | | | | 19,25 | 18 | | | -ABS |

Arena Combi (A97) 3/98-8/01

1.9 D (44 kW) Eng.F8Q 600, F8Q 606 3/98-8/01

| | | | | | | | | | | | | | | | | | | | | |
|---------|--|--|---|--|--|--|--|--|--|----|----|--|--|--|--|-------|----|----|--|------|
| 19-2198 | | | F | | | | | | | 42 | 84 | | | | | | | 39 | | |
| 19-2619 | | | R | | | | | | | 25 | 62 | | | | | 19,25 | 18 | | | -ABS |

2.5 D (55 kW) Eng.S8U 758, S8U 780, S8U 782 3/98-8/01

| | | | | | | | | | | | | | | | | | | | | |
|---------|--|--|---|--|--|--|--|--|--|----|----|--|--|--|--|-------|----|----|--|------|
| 19-2198 | | | F | | | | | | | 42 | 84 | | | | | | | 39 | | |
| 19-2619 | | | R | | | | | | | 25 | 62 | | | | | 19,25 | 18 | | | -ABS |

Arena Van (A97) 1/97-12/01

1.9 D (TF1J/L, THBJ/L) (44 kW) Eng.19 DJ, 19 DL 1/97-12/01

| | | | | | | | | | | | | | | | | | | | | |
|---------|--|--|---|--|--|--|--|--|--|----|----|--|--|--|--|-------|----|----|--|------|
| 19-2198 | | | F | | | | | | | 42 | 84 | | | | | | | 39 | | |
| 19-2619 | | | R | | | | | | | 25 | 62 | | | | | 19,25 | 18 | | | -ABS |

2.5 D (TF1G/M, THBG/M) (55 kW) Eng.25 DG, 25 DM 1/97-12/01

| | | | | | | | | | | | | | | | | | | | | |
|---------|--|--|---|--|--|--|--|--|--|----|----|--|--|--|--|-------|----|----|--|------|
| 19-2198 | | | F | | | | | | | 42 | 84 | | | | | | | 39 | | |
| 19-2619 | | | R | | | | | | | 25 | 62 | | | | | 19,25 | 18 | | | -ABS |

OPEL LCV

| METELLI ref | Spare Parts | | F/R | L/R | | ABS | A | B | C | D | E | F | G | H | I | L | M | Fig | NOTE |
|--|-------------|--|-----|-----|--|-----|---|----|----|----|-----|---|---|---|---|---|---|-----|------|
| Arena Van (TB, TF) 3/98-8/01 | | | | | | | | | | | | | | | | | | | |
| 1.9 D (44 kW) Eng.F8Q 600, F8Q 606 3/98-8/01 | | | | | | | | | | | | | | | | | | | |
| 19-2198 | | | F | | | | | | 42 | 84 | | | | | | | | 39 | |
| 2.5 D (55 kW) Eng.S8U 758, S8U 780, S8U 782 3/98-8/01 | | | | | | | | | | | | | | | | | | | |
| 19-2198 | | | F | | | | | | 42 | 84 | | | | | | | | 39 | |
| Astra F Van (T92) 10/91-1/99 | | | | | | | | | | | | | | | | | | | |
| 1.4 i (F70) (44 kW) Eng.C 14 NZ 10/91-1/99 | | | | | | | | | | | | | | | | | | | |
| 19-2178 | | | F | | | | | | 34 | 66 | | | | | | | | 37 | |
| 19-2580 | | | R | | | | | 26 | | | 136 | | | | | | | 137 | +ABS |
| 19-2587 | | | R | | | | | 24 | | | 136 | | | | | | | 117 | -ABS |
| 1.6 i (F70) (52 kW) Eng.X 16 SZ 2/93-7/96 | | | | | | | | | | | | | | | | | | | |
| 19-2174 | | | F | | | | | | 39 | 72 | | | | | | | | 37 | |
| 19-2177 | | | F | | | | | | 39 | 74 | | | | | | | | 39 | |
| 19-2178 | | | F | | | | | | 34 | 66 | | | | | | | | 37 | |
| 19-2580 | | | R | | | | | 26 | | | 136 | | | | | | | 137 | +ABS |
| 19-2587 | | | R | | | | | 24 | | | 136 | | | | | | | 117 | -ABS |
| 1.6 i (F70) (55 kW) Eng.C 16 NZ (10.91-04.93), X 16 SZR 10/91-2/98 | | | | | | | | | | | | | | | | | | | |
| 19-2174 | | | F | | | | | | 39 | 72 | | | | | | | | 37 | |
| 19-2177 | | | F | | | | | | 39 | 74 | | | | | | | | 39 | |
| 19-2178 | | | F | | | | | | 34 | 66 | | | | | | | | 37 | |
| 19-2580 | | | R | | | | | 26 | | | 136 | | | | | | | 137 | +ABS |
| 19-2587 | | | R | | | | | 24 | | | 136 | | | | | | | 117 | -ABS |
| 1.6 i 16V (F70) (74 kW) Eng.X 16 XEL 8/94-3/98 | | | | | | | | | | | | | | | | | | | |
| 19-2174 | | | F | | | | | | 39 | 72 | | | | | | | | 37 | |
| 19-2177 | | | F | | | | | | 39 | 74 | | | | | | | | 39 | |
| 19-2178 | | | F | | | | | | 34 | 66 | | | | | | | | 37 | |
| 19-2580 | | | R | | | | | 26 | | | 136 | | | | | | | 137 | +ABS |

OPEL LCV

| METELLI ref | Spare Parts | | F/R | L/R | | | ABS | A | B | C | D | E | F | G | H | I | L | M | Fig | NOTE |
|--|-------------|--|-----|-----|--|--|-----|---|----|----|----|-------|---|---|---|---|------|---|-----|------|
| 19-2587 | | | R | | | | | | 24 | | | 136 | | | | | 117 | | | -ABS |
| 1.7 D (F70) (42 kW) Eng.17 D (-09.92) 12/91-9/92 | | | | | | | | | | | | | | | | | | | | |
| 19-2174 | | | F | | | | | | | 39 | 72 | | | | | | 37 | | | |
| 19-2177 | | | F | | | | | | | 39 | 74 | | | | | | 39 | | | |
| 19-2580 | | | R | | | | | | 26 | | | 136 | | | | | 137 | | | +ABS |
| 19-2587 | | | R | | | | | | 24 | | | 136 | | | | | 117 | | | -ABS |
| 1.7 D (F70) (44 kW) Eng.17 DR (07.92-) 7/92-1/99 | | | | | | | | | | | | | | | | | | | | |
| 19-2174 | | | F | | | | | | | 39 | 72 | | | | | | 37 | | | |
| 19-2177 | | | F | | | | | | | 39 | 74 | | | | | | 39 | | | |
| 19-2580 | | | R | | | | | | 26 | | | 136 | | | | | 137 | | | +ABS |
| 19-2587 | | | R | | | | | | 24 | | | 136 | | | | | 117 | | | -ABS |
| 1.7 TD (F70) (50 kW) Eng.X 17 DTL 8/94-1/99 | | | | | | | | | | | | | | | | | | | | |
| 19-2174 | | | F | | | | | | | 39 | 72 | | | | | | 37 | | | |
| 19-2177 | | | F | | | | | | | 39 | 74 | | | | | | 39 | | | |
| 19-2580 | | | R | | | | | | 26 | | | 136 | | | | | 137 | | | +ABS |
| 19-2587 | | | R | | | | | | 24 | | | 136 | | | | | 117 | | | -ABS |
| 1.7 TD (F70) (60 kW) Eng.17 TD 3/95-2/98 | | | | | | | | | | | | | | | | | | | | |
| 19-2174 | | | F | | | | | | | 39 | 72 | | | | | | 37 | | | |
| 19-2177 | | | F | | | | | | | 39 | 74 | | | | | | 39 | | | |
| 19-2580 | | | R | | | | | | 26 | | | 136 | | | | | 137 | | | +ABS |
| 19-2587 | | | R | | | | | | 24 | | | 136 | | | | | 117 | | | -ABS |
| 1.8 i (F70) (66 kW) Eng.C 18 NZ 6/93-8/94 | | | | | | | | | | | | | | | | | | | | |
| 19-2174 | | | F | | | | | | | 39 | 72 | | | | | | 37 | | | |
| 19-2177 | | | F | | | | | | | 39 | 74 | | | | | | 39 | | | |
| Astra G Van (F70) 2/98-4/05 | | | | | | | | | | | | | | | | | | | | |
| 1.2 (F70) (48 kW) Eng.X 12 XE 9/98-8/00 | | | | | | | | | | | | | | | | | | | | |
| 19-2292 | | | F | | | | | | 33 | | 60 | 119,4 | | | | | 85,5 | | | -ABS |
| 19-2295 | | | F | | | | | | 33 | | | 137 | | | | | 85 | | | +ABS |

OPEL LCV

| METELLI ref | Spare Parts | | F/R | L/R | | | ABS | A | B | C | D | E | F | G | H | I | L | M | Fig | NOTE |
|---|-------------|--|-----|-----|--|--|-----|---|----|---|----|-------|---|---|---|---|---|------|-----|------|
| 1.4 (F70) (66 kW) Eng.X 14 XE, Z 14 XE 9/98-4/05 | | | | | | | | | | | | | | | | | | | | |
| 19-2292 | | | F | | | | | | 33 | | 60 | 119,4 | | | | | | 85,5 | | -ABS |
| 19-2295 | | | F | | | | | | 33 | | | 137 | | | | | | 85 | | +ABS |
| 1.6 (F70) (55 kW) Eng.X 16 SZR 1/99-9/00 | | | | | | | | | | | | | | | | | | | | |
| 19-2292 | | | F | | | | | | 33 | | 60 | 119,4 | | | | | | 85,5 | | -ABS |
| 19-2293 | | | F | | | | | | 33 | | | 119,4 | | | | | | 85 | | +ABS |
| 19-2580 | | | R | | | | | | 26 | | | 136 | | | | | | 137 | | +ABS |
| 19-2587 | | | R | | | | | | 24 | | | 136 | | | | | | 117 | | -ABS |
| 1.6 (F70) (62 kW) Eng.Z 16 SE 9/00-4/05 | | | | | | | | | | | | | | | | | | | | |
| 19-2292 | | | F | | | | | | 33 | | 60 | 119,4 | | | | | | 85,5 | | -ABS |
| 19-2293 | | | F | | | | | | 33 | | | 119,4 | | | | | | 85 | | +ABS |
| 19-2580 | | | R | | | | | | 26 | | | 136 | | | | | | 137 | | +ABS |
| 19-2587 | | | R | | | | | | 24 | | | 136 | | | | | | 117 | | -ABS |
| 1.6 (F70) (74 kW) Eng.C 16 SEL, Z 16 XE 9/98-1/04 | | | | | | | | | | | | | | | | | | | | |
| 19-2292 | | | F | | | | | | 33 | | 60 | 119,4 | | | | | | 85,5 | | -ABS |
| 19-2295 | | | F | | | | | | 33 | | | 137 | | | | | | 85 | | +ABS |
| 1.6 (F70) (76 kW) Eng.Z 16 XEP 2/04-11/04 | | | | | | | | | | | | | | | | | | | | |
| 19-2292 | | | F | | | | | | 33 | | 60 | 119,4 | | | | | | 85,5 | | -ABS |
| 19-2293 | | | F | | | | | | 33 | | | 119,4 | | | | | | 85 | | +ABS |
| 1.7 CDTi (F70) (59 kW) Eng.Z 17 DTL 7/03-11/04 | | | | | | | | | | | | | | | | | | | | |
| 19-2292 | | | F | | | | | | 33 | | 60 | 119,4 | | | | | | 85,5 | | -ABS |
| 19-2295 | | | F | | | | | | 33 | | | 137 | | | | | | 85 | | +ABS |
| 1.7 DTI 16V (F70) (55 kW) Eng.Y 17 DT 2/00-4/05 | | | | | | | | | | | | | | | | | | | | |
| 19-2292 | | | F | | | | | | 33 | | 60 | 119,4 | | | | | | 85,5 | | -ABS |
| 19-2293 | | | F | | | | | | 33 | | | 119,4 | | | | | | 85 | | +ABS |
| 1.7 TD (F70) (50 kW) Eng.X 17 DTL 1/99-4/05 | | | | | | | | | | | | | | | | | | | | |
| 19-2292 | | | F | | | | | | 33 | | 60 | 119,4 | | | | | | 85,5 | | -ABS |
| 19-2293 | | | F | | | | | | 33 | | | 119,4 | | | | | | 85 | | +ABS |
| 19-2580 | | | R | | | | | | 26 | | | 136 | | | | | | 137 | | +ABS |

OPEL LCV

| METELLI ref | Spare Parts | | F/R | L/R | | ABS | A | B | C | D | E | F | G | H | I | L | M | Fig | NOTE |
|--|-------------|--|-----|-----|--|-----|---|----|---|----|-------|---|---|---|---|------|---|-----|------|
| 19-2587 | | | R | | | | | 24 | | | 136 | | | | | 117 | | | -ABS |
| 2.0 DI (F70) (60 kW) Eng.X 20 DTL (01.99-), Y 20 DTL 1/99-4/05 | | | | | | | | | | | | | | | | | | | |
| 19-2292 | | | F | | | | | 33 | | 60 | 119,4 | | | | | 85,5 | | | -ABS |
| 19-2295 | | | F | | | | | 33 | | | 137 | | | | | 85 | | | +ABS |
| 19-2438 | | | R | | | | | 29 | | | 140 | | | | | 146 | | | +ABS |
| 19-2587 | | | R | | | | | 24 | | | 136 | | | | | 117 | | | -ABS |
| 2.0 DTI (F70) (74 kW) Eng.Y 20 DTH 9/00-4/05 | | | | | | | | | | | | | | | | | | | |
| 19-2292 | | | F | | | | | 33 | | 60 | 119,4 | | | | | 85,5 | | | -ABS |
| 19-2295 | | | F | | | | | 33 | | | 137 | | | | | 85 | | | +ABS |
| Astra H Van (L70) 2/04-12/12 | | | | | | | | | | | | | | | | | | | |
| 1.3 CDTI (L70) (66 kW) Eng.Z 13 DTH 8/05-10/10 | | | | | | | | | | | | | | | | | | | |
| 19-2344 | | | F | | | | | | | | 119,4 | | | | | 116 | | | |
| 19-2345 | | | F | | | | | | | | 137 | | | | | | | | |
| 19-2726 | | | R | | | | | | | | 136 | | | | | 116 | | | |
| 19-2727 | | | R | | | | | | | | 140 | | | | | 116 | | | |
| 1.4 EcoTec (L70) (66 kW) Eng.Z 14 XEP 12/04-12/12 | | | | | | | | | | | | | | | | | | | |
| 19-2345 | | | F | | | | | | | | 137 | | | | | | | | |
| 19-2727 | | | R | | | | | | | | 140 | | | | | 116 | | | |
| 1.6 EcoTec (L70) (76 kW) Eng.Z 16 XEP 2/04-11/04 | | | | | | | | | | | | | | | | | | | |
| 19-2345 | | | F | | | | | | | | 137 | | | | | | | | |
| 19-2727 | | | R | | | | | | | | 140 | | | | | 116 | | | |
| 1.6 EcoTec (L70) (85 kW) Eng.Z 16 XER 10/06-12/10 | | | | | | | | | | | | | | | | | | | |
| 19-2345 | | | F | | | | | | | | 137 | | | | | | | | |
| 19-2727 | | | R | | | | | | | | 140 | | | | | 116 | | | |
| 1.7 CDTI (L70) (59 kW) Eng.Z 17 DTL 12/04-7/07 | | | | | | | | | | | | | | | | | | | |
| 19-2345 | | | F | | | | | | | | 137 | | | | | | | | |
| 19-2727 | | | R | | | | | | | | 140 | | | | | 116 | | | |

OPEL LCV

| METELLI ref | Spare Parts | | F/R | L/R | | ABS | A | B | C | D | E | F | G | H | I | L | M | Fig | NOTE |
|-------------|-------------|--|-----|-----|--|-----|---|----|---|---|-----|---|---|---|---|----|---|-----|-------------|
| 19-2837 | | | F | | | | | 30 | | | 137 | | | | | 85 | | | Eng. Z19DTH |

Astra J Box body / Hatchback (P10) 5/13-10/15

1.3 CDTi (68) (70 kW) Eng.A 13 DTE 5/13-10/15

| | | | | | | | | | | | | | | | | | | | |
|---------|--|--|---|--|--|--|--|----|--|----|-----|--|--|--|--|------|--|--|------------------------|
| 19-2858 | | | F | | | | | 38 | | | 136 | | | | | 83,5 | | | Disc 276mm |
| 19-2859 | | | F | | | | | | | | 146 | | | | | 87,5 | | | Disc 321mm, Disc 300mm |
| 19-8159 | | | R | | | | | | | 82 | 146 | | | | | | | | Disc 292mm |
| 19-8160 | | | R | | | | | | | 81 | 136 | | | | | | | | Disc 268mm |

1.6 CDTi (68) (81 kW) Eng.B 16 DTL 1/14-10/15

| | | | | | | | | | | | | | | | | | | | |
|---------|--|--|---|--|--|--|--|----|--|----|-----|--|--|--|--|------|--|--|------------------------|
| 19-2858 | | | F | | | | | 38 | | | 136 | | | | | 83,5 | | | Disc 276mm |
| 19-2859 | | | F | | | | | | | | 146 | | | | | 87,5 | | | Disc 321mm, Disc 300mm |
| 19-8159 | | | R | | | | | | | 82 | 146 | | | | | | | | Disc 292mm |
| 19-8160 | | | R | | | | | | | 81 | 136 | | | | | | | | Disc 268mm |

1.7 CDTi (68) (81 kW) Eng.A 17 DTC, A 17 DTE 5/13-10/15

| | | | | | | | | | | | | | | | | | | | |
|---------|--|--|---|--|--|--|--|----|--|----|-----|--|--|--|--|------|--|--|------------------------|
| 19-2858 | | | F | | | | | 38 | | | 136 | | | | | 83,5 | | | Disc 276mm |
| 19-2859 | | | F | | | | | | | | 146 | | | | | 87,5 | | | Disc 321mm, Disc 300mm |
| 19-8159 | | | R | | | | | | | 82 | 146 | | | | | | | | Disc 292mm |
| 19-8160 | | | R | | | | | | | 81 | 136 | | | | | | | | Disc 268mm |

Astra J Box body / Van / SW Van (P10) 10/12-10/15

1.3 CDTi (35) (70 kW) Eng.A 13 DTE 10/12-10/15

| | | | | | | | | | | | | | | | | | | | |
|---------|--|--|---|--|--|--|--|----|--|----|-----|--|--|--|--|------|--|--|------------------------|
| 19-2858 | | | F | | | | | 38 | | | 136 | | | | | 83,5 | | | Disc 276mm |
| 19-2859 | | | F | | | | | | | | 146 | | | | | 87,5 | | | Disc 321mm, Disc 300mm |
| 19-8159 | | | R | | | | | | | 82 | 146 | | | | | | | | Disc 292mm |
| 19-8160 | | | R | | | | | | | 81 | 136 | | | | | | | | Disc 268mm |

1.6 CDTi (35) (81 kW) Eng.B 16 DTL 1/14-10/15

| | | | | | | | | | | | | | | | | | | | |
|---------|--|--|---|--|--|--|--|----|--|----|-----|--|--|--|--|------|--|--|------------------------|
| 19-2858 | | | F | | | | | 38 | | | 136 | | | | | 83,5 | | | Disc 276mm |
| 19-2859 | | | F | | | | | | | | 146 | | | | | 87,5 | | | Disc 321mm, Disc 300mm |
| 19-8159 | | | R | | | | | | | 82 | 146 | | | | | | | | Disc 292mm |

OPEL LCV

| METELLI ref | Spare Parts | | F/R | L/R | | | ABS | A | B | C | D | E | F | G | H | I | L | M | Fig | NOTE |
|---|-------------|--|-----|-----|--|--|-----|---|----|----|----|-----|---|---|---|---|-----|---|-----|------|
| 19-2178 | | | F | | | | | | | 34 | 66 | | | | | | 37 | | | |
| Combo II Box body / Van / SW Van 10/01-1/70 | | | | | | | | | | | | | | | | | | | | |
| 1.3 CDTI 16V (51 kW) Eng.Z 13 DT 8/05-1/70 | | | | | | | | | | | | | | | | | | | | |
| 19-2289 | | | F | | | | | | | 34 | 67 | | | | | | 37 | | | |
| 19-2580 | | | R | | | | | | 26 | | | 136 | | | | | 137 | | | +ABS |
| 19-2587 | | | R | | | | | | 24 | | | 136 | | | | | 117 | | | -ABS |
| 1.3 CDTI 16V (55 kW) Eng.Z 13 DTJ 10/05-12/12 | | | | | | | | | | | | | | | | | | | | |
| 19-2289 | | | F | | | | | | | 34 | 67 | | | | | | 37 | | | |
| 19-2580 | | | R | | | | | | 26 | | | 136 | | | | | 137 | | | +ABS |
| 19-2587 | | | R | | | | | | 24 | | | 136 | | | | | 117 | | | -ABS |
| 1.4 16V (66 kW) Eng.Z 14 XEP 8/05-1/70 | | | | | | | | | | | | | | | | | | | | |
| 19-2289 | | | F | | | | | | | 34 | 67 | | | | | | 37 | | | |
| 19-2580 | | | R | | | | | | 26 | | | 136 | | | | | 137 | | | +ABS |
| 19-2587 | | | R | | | | | | 24 | | | 136 | | | | | 117 | | | -ABS |
| 1.6 (64 kW) Eng.Z 16 SE 10/01-1/70 | | | | | | | | | | | | | | | | | | | | |
| 19-2289 | | | F | | | | | | | 34 | 67 | | | | | | 37 | | | |
| 19-2580 | | | R | | | | | | 26 | | | 136 | | | | | 137 | | | +ABS |
| 19-2587 | | | R | | | | | | 24 | | | 136 | | | | | 117 | | | -ABS |
| 1.6 CNG 16V (69 kW) Eng.Z 16 YNG 6/06-1/70 | | | | | | | | | | | | | | | | | | | | |
| 19-2289 | | | F | | | | | | | 34 | 67 | | | | | | 37 | | | |
| 19-2580 | | | R | | | | | | 26 | | | 136 | | | | | 137 | | | +ABS |
| 19-2587 | | | R | | | | | | 24 | | | 136 | | | | | 117 | | | -ABS |
| 1.6 CNG 16V (71 kW) Eng.Z 16 YNG 4/05-1/70 | | | | | | | | | | | | | | | | | | | | |
| 19-2289 | | | F | | | | | | | 34 | 67 | | | | | | 37 | | | |
| 19-2580 | | | R | | | | | | 26 | | | 136 | | | | | 137 | | | +ABS |
| 19-2587 | | | R | | | | | | 24 | | | 136 | | | | | 117 | | | -ABS |
| 1.7 CDTI 16V (74 kW) Eng.Z 17 DTH 12/04-1/70 | | | | | | | | | | | | | | | | | | | | |
| 19-2174 | | | F | | | | | | | 39 | 72 | | | | | | 37 | | | |

OPEL LCV

| METELLI ref | Spare Parts | | F/R | L/R | | ABS | A | B | C | D | E | F | G | H | I | L | M | Fig | NOTE |
|---|-------------|--|-----|-----|--|-----|---|----|----|----|-------|---|---|---|---|-----|---|------|-------------------|
| 19-2438 | | | R | | | | | 29 | | | 140 | | | | | 146 | | | +ABS, Brake disc |
| 19-2580 | | | R | | | | | 26 | | | 136 | | | | | 137 | | | +ABS, Brake drum |
| 19-2587 | | | R | | | | | 24 | | | 136 | | | | | 117 | | | -ABS |
| 1.7 DI 16V (48 kW) Eng.Y 17 DTL 10/01-1/70 | | | | | | | | | | | | | | | | | | | |
| 19-2289 | | | F | | | | | | 34 | 67 | | | | | | | | 37 | |
| 19-2580 | | | R | | | | | 26 | | | 136 | | | | | | | 137 | Eng. Y17DTL, +ABS |
| 19-2587 | | | R | | | | | 24 | | | 136 | | | | | | | 117 | -ABS |
| 1.7 DTI 16V (55 kW) Eng.Y 17 DT 10/01-1/70 | | | | | | | | | | | | | | | | | | | |
| 19-2289 | | | F | | | | | | 34 | 67 | | | | | | | | 37 | |
| 19-2580 | | | R | | | | | 26 | | | 136 | | | | | | | 137 | Eng. Y17DT, +ABS |
| 19-2587 | | | R | | | | | 24 | | | 136 | | | | | | | 117 | -ABS |
| Combo III Box body / Van / SW Van (X12) 11/11-1/70 | | | | | | | | | | | | | | | | | | | |
| 1.3 CDTI (B05) (59 kW) Eng.A 13 FD 2/12-1/70 | | | | | | | | | | | | | | | | | | | |
| 19-2244 | | | F | | | | | | 37 | 74 | | | | | | | | 37 | |
| 19-8191 | | | R | | | | | | 30 | | 120 | | | | | | | 71,3 | Exc. CNG, +/-ABS |
| 1.3 CDTI (B05) (66 kW) Eng.A 13 FD 2/12-1/70 | | | | | | | | | | | | | | | | | | | |
| 19-2244 | | | F | | | | | | 37 | 74 | | | | | | | | 37 | |
| 19-2982 | | | R | | | | | | 30 | | 117,5 | | | | | | | 61,6 | -ABS |
| 19-2983 | | | R | | | | | | 30 | | 117,5 | | | | | | | 61,6 | +ABS |
| 19-2985 | | | R | | | | | | 30 | | 120 | | | | | | | 71,3 | +ABS |
| 19-8191 | | | R | | | | | | 30 | | 120 | | | | | | | 71,3 | Exc. CNG, +/-ABS |
| 1.3 CDTI (B05) (70 kW) Eng.A 13 FD 3/16-1/70 | | | | | | | | | | | | | | | | | | | |
| 19-2244 | | | F | | | | | | 37 | 74 | | | | | | | | 37 | |
| 19-8191 | | | R | | | | | | 30 | | 120 | | | | | | | 71,3 | Exc. CNG, +/-ABS |
| 1.4 (B05) (70 kW) Eng.A 14 FP 2/12-1/70 | | | | | | | | | | | | | | | | | | | |
| 19-2244 | | | F | | | | | | 37 | 74 | | | | | | | | 37 | |
| 19-2982 | | | R | | | | | | 30 | | 117,5 | | | | | | | 61,6 | -ABS |
| 19-2983 | | | R | | | | | | 30 | | 117,5 | | | | | | | 61,6 | +ABS |

OPEL LCV

| METELLI ref | Spare Parts | | F/R | L/R | | | ABS | A | B | C | D | E | F | G | H | I | L | M | Fig | NOTE |
|---|-------------|--|-----|-----|--|--|-----|---|---|----|------|-------|---|---|---|---|------|---|-----|------------------|
| 19-2985 | | | R | | | | | | | 30 | | 120 | | | | | 71,3 | | | +ABS |
| 19-8191 | | | R | | | | | | | 30 | | 120 | | | | | 71,3 | | | Exc. CNG, +/-ABS |
| 1.4 (B05) (88 kW) Eng.A 14 FC 2/12-1/70 | | | | | | | | | | | | | | | | | | | | |
| 19-2244 | | | F | | | | | | | 37 | 74 | | | | | | 37 | | | |
| 19-2985 | | | R | | | | | | | 30 | | 120 | | | | | 71,3 | | | +ABS |
| 19-8191 | | | R | | | | | | | 30 | | 120 | | | | | 71,3 | | | |
| 1.4 CNG (B05) (88 kW) Eng.A 14 FC 2/12-1/70 | | | | | | | | | | | | | | | | | | | | |
| 19-2244 | | | F | | | | | | | 37 | 74 | | | | | | 37 | | | |
| 19-8191 | | | R | | | | | | | 30 | | 120 | | | | | 71,3 | | | |
| 1.6 CDTI (B05) (66 kW) Eng.A 16 FDL 2/12-1/70 | | | | | | | | | | | | | | | | | | | | |
| 19-2244 | | | F | | | | | | | 37 | 74 | | | | | | 37 | | | |
| 19-2252 | | | F | | | | | | | 42 | 82,5 | | | | | | 37 | | | +ABS |
| 19-2982 | | | R | | | | | | | 30 | | 117,5 | | | | | 61,6 | | | -ABS |
| 19-2983 | | | R | | | | | | | 30 | | 117,5 | | | | | 61,6 | | | +ABS |
| 19-2985 | | | R | | | | | | | 30 | | 120 | | | | | 71,3 | | | +ABS |
| 19-8191 | | | R | | | | | | | 30 | | 120 | | | | | 71,3 | | | Exc. CNG, +/-ABS |
| 1.6 CDTI (B05) (74 kW) Eng.A 16 FDH 2/12-1/70 | | | | | | | | | | | | | | | | | | | | |
| 19-2244 | | | F | | | | | | | 37 | 74 | | | | | | 37 | | | |
| 19-2252 | | | F | | | | | | | 42 | 82,5 | | | | | | 37 | | | +ABS |
| 19-8191 | | | R | | | | | | | 30 | | 120 | | | | | 71,3 | | | Exc. CNG, +/-ABS |
| 1.6 CDTI (B05) (77 kW) Eng.A 16 FDH 2/12-1/70 | | | | | | | | | | | | | | | | | | | | |
| 19-2244 | | | F | | | | | | | 37 | 74 | | | | | | 37 | | | |
| 19-2252 | | | F | | | | | | | 42 | 82,5 | | | | | | 37 | | | +ABS |
| 19-2982 | | | R | | | | | | | 30 | | 117,5 | | | | | 61,6 | | | -ABS |
| 19-2983 | | | R | | | | | | | 30 | | 117,5 | | | | | 61,6 | | | +ABS |
| 19-2985 | | | R | | | | | | | 30 | | 120 | | | | | 71,3 | | | +ABS |
| 19-8191 | | | R | | | | | | | 30 | | 120 | | | | | 71,3 | | | Exc. CNG, +/-ABS |
| 1.6 CDTI (B05) (88 kW) Eng.A 16 FDL 4/15-1/70 | | | | | | | | | | | | | | | | | | | | |
| 19-2244 | | | F | | | | | | | 37 | 74 | | | | | | 37 | | | +ABS |

OPEL LCV

| METELLI ref | Spare Parts | | F/R | L/R | | ABS | A | B | C | D | E | F | G | H | I | L | M | Fig | NOTE |
|-------------|-------------|--|-----|-----|--|-----|---|---|----|------|-----|---|---|---|---|------|---|-----|------------------|
| 19-2252 | | | F | | | | | | 42 | 82,5 | | | | | | 37 | | | +ABS |
| 19-8191 | | | R | | | | | | 30 | | 120 | | | | | 71,3 | | | Exc. CNG, +/-ABS |

2.0 CDTI (B05) (99 kW) Eng.A 20 FD 2/12-1/70

| | | | | | | | | | | | | | | | | | | | |
|---------|--|--|---|--|--|--|--|--|----|------|-------|--|--|--|--|------|--|--|------------------|
| 19-2252 | | | F | | | | | | 42 | 82,5 | | | | | | 37 | | | +ABS |
| 19-2982 | | | R | | | | | | 30 | | 117,5 | | | | | 61,6 | | | -ABS |
| 19-2983 | | | R | | | | | | 30 | | 117,5 | | | | | 61,6 | | | +ABS |
| 19-2985 | | | R | | | | | | 30 | | 120 | | | | | 71,3 | | | +ABS |
| 19-8191 | | | R | | | | | | 30 | | 120 | | | | | 71,3 | | | Exc. CNG, +/-ABS |

Combo IV Box body / Van / SW Van (X19) 6/18-1/70

1.2 (81 kW) Eng.D 12 XHL (EB2ADT), F 12 XHL (EB2ADT) 2/19-1/70

| | | | | | | | | | | | | | | | | | | | |
|---------|--|--|---|--|--|--|--|--|----|----|-----|--|--|--|--|-----|--|--|--|
| 19-8141 | | | R | | | | | | 65 | | 130 | | | | | 113 | | | |
| 19-8155 | | | F | | | | | | 42 | 80 | | | | | | 44 | | | |

1.2 (96 kW) Eng.F 12 XHT (EB2ADTS) 9/19-1/70

| | | | | | | | | | | | | | | | | | | | |
|---------|--|--|---|--|--|--|--|--|----|----|-----|--|--|--|--|-----|--|--|--|
| 19-8141 | | | R | | | | | | 65 | | 130 | | | | | 113 | | | |
| 19-8155 | | | F | | | | | | 42 | 80 | | | | | | 44 | | | |

1.5 D (56 kW) Eng.D 15 DTL (DV5RE) 8/18-1/70

| | | | | | | | | | | | | | | | | | | | |
|---------|--|--|---|--|--|--|--|--|----|----|-----|--|--|--|--|-----|--|--|--|
| 19-8141 | | | R | | | | | | 65 | | 130 | | | | | 113 | | | |
| 19-8155 | | | F | | | | | | 42 | 80 | | | | | | 44 | | | |

1.5 D (75 kW) Eng.D 15 DT (DV5RD) 8/18-1/70

| | | | | | | | | | | | | | | | | | | | |
|---------|--|--|---|--|--|--|--|--|----|----|-----|--|--|--|--|-----|--|--|--|
| 19-8141 | | | R | | | | | | 65 | | 130 | | | | | 113 | | | |
| 19-8155 | | | F | | | | | | 42 | 80 | | | | | | 44 | | | |

1.5 D (96 kW) Eng.D 15 DTH (DV5RC) 8/18-1/70

| | | | | | | | | | | | | | | | | | | | |
|---------|--|--|---|--|--|--|--|--|----|----|-----|--|--|--|--|-----|--|--|--|
| 19-8141 | | | R | | | | | | 65 | | 130 | | | | | 113 | | | |
| 19-8155 | | | F | | | | | | 42 | 80 | | | | | | 44 | | | |

1.6 D (55 kW) Eng.B 16 DTL (DV6FE) 6/18-1/70

| | | | | | | | | | | | | | | | | | | | |
|---------|--|--|---|--|--|--|--|--|----|----|-----|--|--|--|--|-----|--|--|--|
| 19-8141 | | | R | | | | | | 65 | | 130 | | | | | 113 | | | |
| 19-8155 | | | F | | | | | | 42 | 80 | | | | | | 44 | | | |

OPEL LCV

| METELLI ref | Spare Parts | | F/R | L/R | | | ABS | A | B | C | D | E | F | G | H | I | L | M | Fig | NOTE |
|---|-------------|--|-----|-----|--|--|-----|---|---|-------|-------|-----|---|---|---|---|---|---|-------|------|
| 1.6 D (73 kW) Eng.B 16 DT (DV6FD) 6/18-1/70 | | | | | | | | | | | | | | | | | | | | |
| 19-8141 | | | R | | | | | | | 65 | | 130 | | | | | | | 113 | |
| 19-8155 | | | F | | | | | | | 42 | 80 | | | | | | | | 44 | |
| Combo-e (100 kW) Eng.ZKX (ZK01) 7/21-1/70 | | | | | | | | | | | | | | | | | | | | |
| 19-8141 | | | R | | | | | | | 65 | | 130 | | | | | | | 113 | |
| 19-8155 | | | F | | | | | | | 42 | 80 | | | | | | | | 44 | |
| Corsa A Van (S83) 2/86-7/94 | | | | | | | | | | | | | | | | | | | | |
| 1.0 (F08, W5L) (33 kW) Eng.10 S 2/86-4/89 | | | | | | | | | | | | | | | | | | | | |
| 19-2172 | | | R | | | | | | | 17,46 | 50,29 | | | | | | | | 14,73 | |
| 19-2178 | | | F | | | | | | | 34 | 66 | | | | | | | | 37 | |
| 1.2 (F08, W5L) (33 kW) Eng.12 NC, E 12 GV 2/86-4/89 | | | | | | | | | | | | | | | | | | | | |
| 19-2172 | | | R | | | | | | | 17,46 | 50,29 | | | | | | | | 14,73 | |
| 19-2178 | | | F | | | | | | | 34 | 66 | | | | | | | | 37 | |
| 1.2 (F08, W5L) (33 kW) Eng.C 12 NZ 8/90-7/94 | | | | | | | | | | | | | | | | | | | | |
| 19-2172 | | | R | | | | | | | 17,46 | 50,29 | | | | | | | | 14,73 | |
| 1.2 (F08, W5L) (37 kW) Eng.12 NV 8/90-7/94 | | | | | | | | | | | | | | | | | | | | |
| 19-2172 | | | R | | | | | | | 17,46 | 50,29 | | | | | | | | 14,73 | |
| 1.2 (F08, W5L) (40 kW) Eng.12 ST 2/86-4/89 | | | | | | | | | | | | | | | | | | | | |
| 19-2172 | | | R | | | | | | | 17,46 | 50,29 | | | | | | | | 14,73 | |
| 19-2178 | | | F | | | | | | | 34 | 66 | | | | | | | | 37 | |
| 1.2 (F08, W5L) (44 kW) Eng.12 S 2/86-7/90 | | | | | | | | | | | | | | | | | | | | |
| 19-2172 | | | R | | | | | | | 17,46 | 50,29 | | | | | | | | 14,73 | |
| 19-2178 | | | F | | | | | | | 34 | 66 | | | | | | | | 37 | |
| 1.3 (F08, W5L) (44 kW) Eng.13 NB 2/86-4/89 | | | | | | | | | | | | | | | | | | | | |
| 19-2172 | | | R | | | | | | | 17,46 | 50,29 | | | | | | | | 14,73 | |
| 19-2178 | | | F | | | | | | | 34 | 66 | | | | | | | | 37 | |
| 1.3 (F08, W5L) (51 kW) Eng.13 SB 2/86-4/89 | | | | | | | | | | | | | | | | | | | | |
| 19-2172 | | | R | | | | | | | 17,46 | 50,29 | | | | | | | | 14,73 | |

OPEL LCV

| METELLI ref | Spare Parts | F/R | L/R | ABS | A | B | C | D | E | F | G | H | I | L | M | Fig | NOTE |
|---|-------------|-----|-----|-----|---|---|----|----|-----|---|---|---|---|---|---|------|-----------------|
| 1.3 CDTI 16V (F08, W5L) (51 kW) Eng.Z 13 DT 7/05-6/06 | | | | | | | | | | | | | | | | | |
| 19-2289 | | F | | | | | 34 | 67 | | | | | | | | 37 | |
| 19-2436 | | R | | | | | 27 | 53 | | | | | | | | 43 | Brake drum |
| 19-2437 | | R | | | | | | | 123 | | | | | | | | Brake disc |
| 1.3 CDTI 16V (F08, W5L) (59 kW) Eng.Z 13 DT 7/05-6/06 | | | | | | | | | | | | | | | | | |
| 19-2289 | | F | | | | | 34 | 67 | | | | | | | | 37 | |
| 19-2436 | | R | | | | | 27 | 53 | | | | | | | | 43 | Rear Drum Brake |
| 19-2437 | | R | | | | | | | 123 | | | | | | | | Rear Disc Brake |
| 1.4 (W5L, F08) (66 kW) Eng.Z 14 XEP 8/03-6/12 | | | | | | | | | | | | | | | | | |
| 19-2289 | | F | | | | | 34 | 67 | | | | | | | | 37 | |
| 19-2436 | | R | | | | | 27 | 53 | | | | | | | | 43 | Brake drum |
| 19-2437 | | R | | | | | | | 123 | | | | | | | | Brake disc |
| 1.7 CDTi (F08, W5L) (74 kW) Eng.Z 17 DTH 8/03-12/12 | | | | | | | | | | | | | | | | | |
| 19-2174 | | F | | | | | 39 | 72 | | | | | | | | 37 | Eng. Z17DTH |
| 19-2436 | | R | | | | | 27 | 53 | | | | | | | | 43 | Brake drum |
| 19-2437 | | R | | | | | | | 123 | | | | | | | | Brake disc |
| 1.7 DI 16V (F08, W5L) (48 kW) Eng.Y 17 DTL 9/00-7/03 | | | | | | | | | | | | | | | | | |
| 19-2289 | | F | | | | | 34 | 67 | | | | | | | | 37 | |
| 19-2436 | | R | | | | | 27 | 53 | | | | | | | | 43 | Brake drum |
| 19-2437 | | R | | | | | | | 123 | | | | | | | | Brake disc |
| 1.7 DTI 16V (F08, W5L) (55 kW) Eng.Y 17 DT 9/00-7/03 | | | | | | | | | | | | | | | | | |
| 19-2289 | | F | | | | | 34 | 67 | | | | | | | | 37 | |
| 19-2436 | | R | | | | | 27 | 53 | | | | | | | | 43 | Brake drum |
| 19-2437 | | R | | | | | | | 123 | | | | | | | | Brake disc |
| Corsa D Van (S07) 7/06-8/14 | | | | | | | | | | | | | | | | | |
| 1.0 (L08) (44 kW) Eng.A 10 XEP 8/06-8/14 | | | | | | | | | | | | | | | | | |
| 19-2272 | | F | | | | | 35 | 72 | | | | | | | | 33 | |
| 19-2950 | | R | | | | | 30 | | 120 | | | | | | | 63,8 | Brake drum |

OPEL LCV

| METELLI ref | Spare Parts | F/R | L/R | ABS | A | B | C | D | E | F | G | H | I | L | M | Fig | NOTE |
|--|-------------|-----|-----|-----|---|---|----|----|-----|---|---|---|---|------|---|-----|------------|
| 19-2951 | | R | | | | | 30 | | 130 | | | | | 63,5 | | | Brake disc |
| 1.0 (L08) (48 kW) Eng.A 10 XEP 1/10-8/14 | | | | | | | | | | | | | | | | | |
| 19-2272 | | F | | | | | 35 | 72 | | | | | | 33 | | | |
| 19-2950 | | R | | | | | 30 | | 120 | | | | | 63,8 | | | Brake drum |
| 19-2951 | | R | | | | | 30 | | 130 | | | | | 63,5 | | | Brake disc |
| 1.2 (L08) (51 kW) Eng.A 12 XEL 1/10-8/14 | | | | | | | | | | | | | | | | | |
| 19-2272 | | F | | | | | 35 | 72 | | | | | | 33 | | | |
| 19-2950 | | R | | | | | 30 | | 120 | | | | | 63,8 | | | Brake drum |
| 19-2951 | | R | | | | | 30 | | 130 | | | | | 63,5 | | | Brake disc |
| 1.2 (L08) (59 kW) Eng.Z 12 XEP 8/06-8/14 | | | | | | | | | | | | | | | | | |
| 19-2272 | | F | | | | | 35 | 72 | | | | | | 33 | | | |
| 19-2950 | | R | | | | | 30 | | 120 | | | | | 63,8 | | | Brake drum |
| 19-2951 | | R | | | | | 30 | | 130 | | | | | 63,5 | | | Brake disc |
| 1.2 (L08) (63 kW) Eng.A 12 XER 6/10-8/14 | | | | | | | | | | | | | | | | | |
| 19-2272 | | F | | | | | 35 | 72 | | | | | | 33 | | | |
| 19-2950 | | R | | | | | 30 | | 120 | | | | | 63,8 | | | Brake drum |
| 19-2951 | | R | | | | | 30 | | 130 | | | | | 63,5 | | | Brake disc |
| 1.3 CDTI (L08) (55 kW) Eng.A 13 DTC, Z 13 DTJ 7/06-8/14 | | | | | | | | | | | | | | | | | |
| 19-2950 | | R | | | | | 30 | | 120 | | | | | 63,8 | | | Brake drum |
| 19-2951 | | R | | | | | 30 | | 130 | | | | | 63,5 | | | Brake disc |
| 19-8127 | | F | | | | | 37 | 72 | | | | | | 37 | | | |
| 1.3 CDTI (L08) (66 kW) Eng.Z 13 DTH 7/06-6/10 | | | | | | | | | | | | | | | | | |
| 19-2950 | | R | | | | | 30 | | 120 | | | | | 63,8 | | | Brake drum |
| 19-2951 | | R | | | | | 30 | | 130 | | | | | 63,5 | | | Brake disc |
| 19-8127 | | F | | | | | 37 | 72 | | | | | | 37 | | | |
| 1.3 CDTI (L08) (70 kW) Eng.A 13 DTE, A 13 DTR, Z 13 DTE 11/09-8/14 | | | | | | | | | | | | | | | | | |
| 19-2950 | | R | | | | | 30 | | 120 | | | | | 63,8 | | | Brake drum |
| 19-2951 | | R | | | | | 30 | | 130 | | | | | 63,5 | | | Brake disc |
| 19-8127 | | F | | | | | 37 | 72 | | | | | | 37 | | | |

OPEL LCV

| METELLI ref | Spare Parts | F/R | L/R | ABS | A | B | C | D | E | F | G | H | I | L | M | Fig | NOTE |
|--|-------------|-----|-----|-----|---|---|-------|-------|---|---|---|---|---|-------|---|-----|------|
| 1.4 (L08) (88 kW) Eng.A 14 NEL 7/12-8/14 | | | | | | | | | | | | | | | | | |
| 19-8127 | | F | | | | | 37 | 72 | | | | | | 37 | | | |
| 1.6 (L08) (141 kW) Eng.Z 16 LER 7/12-8/14 | | | | | | | | | | | | | | | | | |
| 19-8127 | | F | | | | | 37 | 72 | | | | | | 37 | | | |
| 1.7 CDTI (L08) (96 kW) Eng.A 17 DTS 7/12-8/14 | | | | | | | | | | | | | | | | | |
| 19-8127 | | F | | | | | 37 | 72 | | | | | | 37 | | | |
| Corsa E Van (X15) 9/14-1/70 | | | | | | | | | | | | | | | | | |
| 1.3 CDTI (08) (55 kW) Eng.B 13 DTC, B 13 DTN 1/15-1/70 | | | | | | | | | | | | | | | | | |
| 19-8127 | | F | | | | | 37 | 72 | | | | | | 37 | | | |
| 1.3 CDTI (08) (70 kW) Eng.B 13 DTE, B 13 DTR 9/14-1/70 | | | | | | | | | | | | | | | | | |
| 19-8127 | | F | | | | | 37 | 72 | | | | | | 37 | | | |
| 1.4 (08) (55 kW) Eng.B 14 XEJ 9/14-1/70 | | | | | | | | | | | | | | | | | |
| 19-8127 | | F | | | | | 37 | 72 | | | | | | 37 | | | |
| 1.4 (08) (66 kW) Eng.B 14 XEL 9/14-1/70 | | | | | | | | | | | | | | | | | |
| 19-8127 | | F | | | | | 37 | 72 | | | | | | 37 | | | |
| Kadett E Combo (T85) 1/86-7/94 | | | | | | | | | | | | | | | | | |
| 1.3 N (C25, D25) (44 kW) Eng.13 N (01.86-08.86) 1/86-12/89 | | | | | | | | | | | | | | | | | |
| 19-2170 | | R | | | | | 17,46 | 59,13 | | | | | | 16,76 | | | |
| 19-2178 | | F | | | | | 34 | 66 | | | | | | 37 | | | |
| 1.3 S (C25, D25) (55 kW) Eng.13 S (01.86-08.89) 1/86-12/89 | | | | | | | | | | | | | | | | | |
| 19-2170 | | R | | | | | 17,46 | 59,13 | | | | | | 16,76 | | | |
| 19-2178 | | F | | | | | 34 | 66 | | | | | | 37 | | | |
| 1.4 i (C25, D25) (44 kW) Eng.C 14 NZ 8/91-7/94 | | | | | | | | | | | | | | | | | |
| 19-2170 | | R | | | | | 17,46 | 59,13 | | | | | | 16,76 | | | |
| 19-2178 | | F | | | | | 34 | 66 | | | | | | 37 | | | |
| 1.4 S (C25, D25) (55 kW) Eng.14 NV 7/89-8/91 | | | | | | | | | | | | | | | | | |
| 19-2170 | | R | | | | | 17,46 | 59,13 | | | | | | 16,76 | | | |

OPEL LCV

| METELLI ref | Spare Parts | F/R | L/R | ABS | A | B | C | D | E | F | G | H | I | L | M | Fig | NOTE |
|--|-------------|-----|-----|-----|---|---|-------|-------|---|---|---|---|---|-------|---|-----|------|
| 19-2178 | | F | | | | | 34 | 66 | | | | | | 37 | | | |
| 1.6 (C25, D25) (60 kW) Eng.16 SV 9/86-12/91 | | | | | | | | | | | | | | | | | |
| 19-2170 | | R | | | | | 17,46 | 59,13 | | | | | | 16,76 | | | |
| 19-2178 | | F | | | | | 34 | 66 | | | | | | 37 | | | |
| 1.6 D (C25, D25) (40 kW) Eng.16 D, 16 DA (01.86-) 1/86-12/89 | | | | | | | | | | | | | | | | | |
| 19-2170 | | R | | | | | 17,46 | 59,13 | | | | | | 16,76 | | | |
| 19-2174 | | F | | | | | 39 | 72 | | | | | | 37 | | | |
| 1.6 i (C25, D25) (55 kW) Eng.C 16 NZ (08.91-07.94) 8/91-7/94 | | | | | | | | | | | | | | | | | |
| 19-2170 | | R | | | | | 17,46 | 59,13 | | | | | | 16,76 | | | |
| 19-2178 | | F | | | | | 34 | 66 | | | | | | 37 | | | |
| 1.7 D (C25, D25) (42 kW) Eng.17 D (-09.92) 1/89-7/94 | | | | | | | | | | | | | | | | | |
| 19-2170 | | R | | | | | 17,46 | 59,13 | | | | | | 16,76 | | | |
| 19-2174 | | F | | | | | 39 | 72 | | | | | | 37 | | | |
| 1.7 D (C25, D25) (44 kW) Eng.17 D 7/92-7/94 | | | | | | | | | | | | | | | | | |
| 19-2170 | | R | | | | | 17,46 | 59,13 | | | | | | 16,76 | | | |
| 19-2174 | | F | | | | | 39 | 72 | | | | | | 37 | | | |
| Kadett E Van (T85) 8/84-9/93 | | | | | | | | | | | | | | | | | |
| 1.2 (C70, D70) (40 kW) Eng.12 SC 9/84-7/86 | | | | | | | | | | | | | | | | | |
| 19-2172 | | R | | | | | 17,46 | 50,29 | | | | | | 14,73 | | | |
| 19-2178 | | F | | | | | 34 | 66 | | | | | | 37 | | | |
| 1.3 N (C70, D70) (44 kW) Eng.13 N (09.84-08.86), 13 NB 9/84-7/89 | | | | | | | | | | | | | | | | | |
| 19-2172 | | R | | | | | 17,46 | 50,29 | | | | | | 14,73 | | | |
| 19-2178 | | F | | | | | 34 | 66 | | | | | | 37 | | | |
| 1.4 i (C70, D70) (44 kW) Eng.C 14 NZ 1/90-8/91 | | | | | | | | | | | | | | | | | |
| 19-2172 | | R | | | | | 17,46 | 50,29 | | | | | | 14,73 | | | |
| 19-2178 | | F | | | | | 34 | 66 | | | | | | 37 | | | |
| 1.6 D (C70, D70) (40 kW) Eng.16 D (-09.85), 16 DA (09.85-) 8/84-8/88 | | | | | | | | | | | | | | | | | |
| 19-2172 | | R | | | | | 17,46 | 50,29 | | | | | | 14,73 | | | |

OPEL LCV

| METELLI ref | Spare Parts | | F/R | L/R | | | ABS | A | B | C | D | E | F | G | H | I | L | M | Fig | NOTE |
|--|-------------|--|-----|-----|--|--|-----|---|---|-------|-------|---|---|---|---|---|-------|---|-----|------|
| 19-2174 | | | F | | | | | | | 39 | 72 | | | | | | 37 | | | |
| 1.6 i (C70, D70) (55 kW) Eng.C 16 NZ (08.89-09.93) 8/89-9/93 | | | | | | | | | | | | | | | | | | | | |
| 19-2172 | | | R | | | | | | | 17,46 | 50,29 | | | | | | 14,73 | | | |
| 19-2178 | | | F | | | | | | | 34 | 66 | | | | | | 37 | | | |
| 1.7 D (C70, D70) (42 kW) Eng.17 D (-.09.92) 8/88-9/92 | | | | | | | | | | | | | | | | | | | | |
| 19-2172 | | | R | | | | | | | 17,46 | 50,29 | | | | | | 14,73 | | | |
| 19-2174 | | | F | | | | | | | 39 | 72 | | | | | | 37 | | | |
| 1.8 i (C70, D70) (66 kW) Eng.C 18 NT 8/84-9/92 | | | | | | | | | | | | | | | | | | | | |
| 19-2172 | | | R | | | | | | | 17,46 | 50,29 | | | | | | 14,73 | | | |
| 19-2174 | | | F | | | | | | | 39 | 72 | | | | | | 37 | | | |
| Vivaro A Combi (X83) 8/01-1/70 | | | | | | | | | | | | | | | | | | | | |
| 1.9 DI (F7, J7, A07) (60 kW) Eng.F9Q 762 8/01-7/06 | | | | | | | | | | | | | | | | | | | | |
| 19-2342 | | | F | | | | | | | 45 | 86 | | | | | | 39 | | | -ABS |
| 19-2343 | | | F | | | | | | | 45 | 86 | | | | | | 39 | | | +ABS |
| 19-2349 | | | F | | | | | | | 45 | 88 | | | | | | 39 | | | |
| 19-2724 | | | R | | | | | | | 35 | 68 | | | | | | 48 | | | |
| 1.9 DTI (F7, J7, A07) (74 kW) Eng.F9Q 760 8/01-7/14 | | | | | | | | | | | | | | | | | | | | |
| 19-2342 | | | F | | | | | | | 45 | 86 | | | | | | 39 | | | -ABS |
| 19-2343 | | | F | | | | | | | 45 | 86 | | | | | | 39 | | | +ABS |
| 19-2349 | | | F | | | | | | | 45 | 88 | | | | | | 39 | | | |
| 19-2724 | | | R | | | | | | | 35 | 68 | | | | | | 48 | | | |
| 2.0 16V (F7, J7, A07) (88 kW) Eng.F4R 720 8/01-7/06 | | | | | | | | | | | | | | | | | | | | |
| 19-2342 | | | F | | | | | | | 45 | 86 | | | | | | 39 | | | -ABS |
| 19-2343 | | | F | | | | | | | 45 | 86 | | | | | | 39 | | | +ABS |
| 19-2349 | | | F | | | | | | | 45 | 88 | | | | | | 39 | | | |
| 19-2724 | | | R | | | | | | | 35 | 68 | | | | | | 48 | | | |
| 2.0 CDTI (F7, J7, A07) (66 kW) Eng.M9R 630, M9R 692, M9R 780, M9R 782, M9R 786 8/06-7/14 | | | | | | | | | | | | | | | | | | | | |
| 19-2349 | | | F | | | | | | | 45 | 88 | | | | | | 39 | | | |

OPEL LCV

| METELLI ref | Spare Parts | | F/R | L/R | | ABS | A | B | C | D | E | F | G | H | I | L | M | Fig | NOTE |
|---|-------------|--|-----|-----|--|-----|---|---|----|----|---|---|---|---|---|----|---|-----|------|
| 19-2724 | | | R | | | | | | 35 | 68 | | | | | | 48 | | | |
| 2.0 CDTI (F7, J7, A07) (84 kW) Eng.M9R 630, M9R 692, M9R 780, M9R 784, M9R 786, M9R 7 8/06-7/14 | | | | | | | | | | | | | | | | | | | |
| 19-2349 | | | F | | | | | | 45 | 88 | | | | | | 39 | | | |
| 19-2724 | | | R | | | | | | 35 | 68 | | | | | | 48 | | | |
| 2.0 ECOTEC (F7, A07, J7) (86 kW) Eng.F4R 820 8/06-7/14 | | | | | | | | | | | | | | | | | | | |
| 19-2349 | | | F | | | | | | 45 | 88 | | | | | | 39 | | | |
| 19-2724 | | | R | | | | | | 35 | 68 | | | | | | 48 | | | |
| 2.5 CDTI (F7, J7, A07) (84 kW) Eng.G9U 630 8/06-3/10 | | | | | | | | | | | | | | | | | | | |
| 19-2349 | | | F | | | | | | 45 | 88 | | | | | | 39 | | | |
| 19-2724 | | | R | | | | | | 35 | 68 | | | | | | 48 | | | |
| 2.5 CDTI (F7, J7, A07) (107 kW) Eng.G9U 630 8/06-7/14 | | | | | | | | | | | | | | | | | | | |
| 19-2349 | | | F | | | | | | 45 | 88 | | | | | | 39 | | | |
| 19-2724 | | | R | | | | | | 35 | 68 | | | | | | 48 | | | |
| 2.5 DTI (F7, J7, A07) (99 kW) Eng.G9U 730 4/03-3/10 | | | | | | | | | | | | | | | | | | | |
| 19-2342 | | | F | | | | | | 45 | 86 | | | | | | 39 | | | -ABS |
| 19-2343 | | | F | | | | | | 45 | 86 | | | | | | 39 | | | +ABS |
| 19-2349 | | | F | | | | | | 45 | 88 | | | | | | 39 | | | |
| 19-2724 | | | R | | | | | | 35 | 68 | | | | | | 48 | | | |
| Vivaro A Platform/Chassis (X83) 8/01-1/70 | | | | | | | | | | | | | | | | | | | |
| 1.9 Di (60 kW) Eng.F9Q 762 8/01-7/14 | | | | | | | | | | | | | | | | | | | |
| 19-2349 | | | F | | | | | | 45 | 88 | | | | | | 39 | | | |
| 19-2724 | | | R | | | | | | 35 | 68 | | | | | | 48 | | | |
| 1.9 DTI (74 kW) Eng.F9Q 760 2/01-12/10 | | | | | | | | | | | | | | | | | | | |
| 19-2349 | | | F | | | | | | 45 | 88 | | | | | | 39 | | | |
| 19-2724 | | | R | | | | | | 35 | 68 | | | | | | 48 | | | |
| 2.0 16V (88 kW) Eng.F4R 720 1/02-7/06 | | | | | | | | | | | | | | | | | | | |
| 19-2349 | | | F | | | | | | 45 | 88 | | | | | | 39 | | | |
| 19-2724 | | | R | | | | | | 35 | 68 | | | | | | 48 | | | |

OPEL LCV

| METELLI ref | Spare Parts | | F/R | L/R | | | ABS | A | B | C | D | E | F | G | H | I | L | M | Fig | NOTE |
|---|-------------|--|-----|-----|--|--|-----|---|---|----|----|---|---|---|---|---|---|---|-----|------|
| 2.0 CDTI (66 kW) Eng.M9R 630, M9R 692, M9R 780, M9R 782, M9R 786 1/06-7/14 | | | | | | | | | | | | | | | | | | | | |
| 19-2349 | | | F | | | | | | | 45 | 88 | | | | | | | | 39 | |
| 19-2724 | | | R | | | | | | | 35 | 68 | | | | | | | | 48 | |
| 2.0 CDTI (84 kW) Eng.M9R 630, M9R 692, M9R 780, M9R 782, M9R 784, M9R 7 8/06-7/14 | | | | | | | | | | | | | | | | | | | | |
| 19-2349 | | | F | | | | | | | 45 | 88 | | | | | | | | 39 | |
| 19-2724 | | | R | | | | | | | 35 | 68 | | | | | | | | 48 | |
| 2.0 ECOTEC (86 kW) Eng.F4R 820 8/06-7/14 | | | | | | | | | | | | | | | | | | | | |
| 19-2349 | | | F | | | | | | | 45 | 88 | | | | | | | | 39 | |
| 19-2724 | | | R | | | | | | | 35 | 68 | | | | | | | | 48 | |
| 2.5 CDTI (84 kW) Eng.G9U 630 8/06-3/10 | | | | | | | | | | | | | | | | | | | | |
| 19-2349 | | | F | | | | | | | 45 | 88 | | | | | | | | 39 | |
| 19-2724 | | | R | | | | | | | 35 | 68 | | | | | | | | 48 | |
| 2.5 CDTI (107 kW) Eng.G9U 630 8/06-7/14 | | | | | | | | | | | | | | | | | | | | |
| 19-2349 | | | F | | | | | | | 45 | 88 | | | | | | | | 39 | |
| 19-2724 | | | R | | | | | | | 35 | 68 | | | | | | | | 48 | |
| 2.5 DTi (99 kW) Eng.G9U 730 4/03-3/10 | | | | | | | | | | | | | | | | | | | | |
| 19-2349 | | | F | | | | | | | 45 | 88 | | | | | | | | 39 | |
| 19-2724 | | | R | | | | | | | 35 | 68 | | | | | | | | 48 | |
| Vivaro A Van (X83) 8/01-1/70 | | | | | | | | | | | | | | | | | | | | |
| 1.9 DI (F7) (60 kW) Eng.F9Q 762 8/01-7/06 | | | | | | | | | | | | | | | | | | | | |
| 19-2342 | | | F | | | | | | | 45 | 86 | | | | | | | | 39 | -ABS |
| 19-2343 | | | F | | | | | | | 45 | 86 | | | | | | | | 39 | +ABS |
| 19-2349 | | | F | | | | | | | 45 | 88 | | | | | | | | 39 | |
| 19-2724 | | | R | | | | | | | 35 | 68 | | | | | | | | 48 | |
| 1.9 DTI (F7) (74 kW) Eng.F9Q 760 8/01-7/14 | | | | | | | | | | | | | | | | | | | | |
| 19-2342 | | | F | | | | | | | 45 | 86 | | | | | | | | 39 | -ABS |
| 19-2343 | | | F | | | | | | | 45 | 86 | | | | | | | | 39 | +ABS |
| 19-2349 | | | F | | | | | | | 45 | 88 | | | | | | | | 39 | |

OPEL LCV

| METELLI ref | Spare Parts | | F/R | L/R | | | ABS | A | B | C | D | E | F | G | H | I | L | M | Fig | NOTE |
|--|-------------|--|-----|-----|--|--|-----|---|---|----|----|---|---|---|---|---|----|---|-----|------|
| 19-2724 | | | R | | | | | | | 35 | 68 | | | | | | 48 | | | |
| 2.0 16V (F7) (88 kW) Eng.F4R 720 8/01-7/06 | | | | | | | | | | | | | | | | | | | | |
| 19-2342 | | | F | | | | | | | 45 | 86 | | | | | | 39 | | | -ABS |
| 19-2343 | | | F | | | | | | | 45 | 86 | | | | | | 39 | | | +ABS |
| 19-2349 | | | F | | | | | | | 45 | 88 | | | | | | 39 | | | |
| 19-2724 | | | R | | | | | | | 35 | 68 | | | | | | 48 | | | |
| 2.0 CDTI (F7) (66 kW) Eng.M9R 630, M9R 692, M9R 780, M9R 782, M9R 786 8/06-7/14 | | | | | | | | | | | | | | | | | | | | |
| 19-2349 | | | F | | | | | | | 45 | 88 | | | | | | 39 | | | |
| 19-2724 | | | R | | | | | | | 35 | 68 | | | | | | 48 | | | |
| 2.0 CDTI (F7) (84 kW) Eng.M9R 630, M9R 692, M9R 780, M9R 784, M9R 786, M9R 7 8/06-7/14 | | | | | | | | | | | | | | | | | | | | |
| 19-2349 | | | F | | | | | | | 45 | 88 | | | | | | 39 | | | |
| 19-2724 | | | R | | | | | | | 35 | 68 | | | | | | 48 | | | |
| 2.0 ECOTEC (F7) (86 kW) Eng.F4R 820 8/06-7/14 | | | | | | | | | | | | | | | | | | | | |
| 19-2349 | | | F | | | | | | | 45 | 88 | | | | | | 39 | | | |
| 19-2724 | | | R | | | | | | | 35 | 68 | | | | | | 48 | | | |
| 2.5 CDTI (F7) (84 kW) Eng.G9U 630 8/06-3/10 | | | | | | | | | | | | | | | | | | | | |
| 19-2349 | | | F | | | | | | | 45 | 88 | | | | | | 39 | | | |
| 19-2724 | | | R | | | | | | | 35 | 68 | | | | | | 48 | | | |
| 2.5 CDTI (F7) (107 kW) Eng.G9MB6, G9U 630 8/06-7/14 | | | | | | | | | | | | | | | | | | | | |
| 19-2349 | | | F | | | | | | | 45 | 88 | | | | | | 39 | | | |
| 19-2724 | | | R | | | | | | | 35 | 68 | | | | | | 48 | | | |
| 2.5 DTI (F7) (99 kW) Eng.G9U 730 4/03-3/10 | | | | | | | | | | | | | | | | | | | | |
| 19-2342 | | | F | | | | | | | 45 | 86 | | | | | | 39 | | | -ABS |
| 19-2343 | | | F | | | | | | | 45 | 86 | | | | | | 39 | | | +ABS |
| 19-2349 | | | F | | | | | | | 45 | 88 | | | | | | 39 | | | |
| 19-2724 | | | R | | | | | | | 35 | 68 | | | | | | 48 | | | |

OPEL LCV

| METELLI ref | Spare Parts | F/R | L/R | ABS | A | B | C | D | E | F | G | H | I | L | M | Fig | NOTE |
|---|-------------|-----|-----|-----|---|----|----|----|-----|---|---|---|---|----|---|-----|------|
| Vivaro C Combi 3/19-1/70 | | | | | | | | | | | | | | | | | |
| 1.5 (75 kW) Eng.D 15 DT (DV5RUCD) 3/19-1/70 | | | | | | | | | | | | | | | | | |
| 19-2803 | | F | | | | | 45 | 86 | | | | | | 44 | | | |
| 19-8188 | | R | | | | 28 | | | 128 | | | | | | | | |
| 1.5 (88 kW) Eng.D 15 DTH (DV5RUC) 3/19-1/70 | | | | | | | | | | | | | | | | | |
| 19-2803 | | F | | | | | 45 | 86 | | | | | | 44 | | | |
| 19-8188 | | R | | | | 28 | | | 128 | | | | | | | | |
| 2.0 (90 kW) Eng.D 20 DTL (DW10FE) 3/19-1/70 | | | | | | | | | | | | | | | | | |
| 19-2803 | | F | | | | | 45 | 86 | | | | | | 44 | | | |
| 19-8188 | | R | | | | 28 | | | 128 | | | | | | | | |
| 2.0 (110 kW) Eng.D 20 DTH (DW10FD) 3/19-1/70 | | | | | | | | | | | | | | | | | |
| 19-2803 | | F | | | | | 45 | 86 | | | | | | 44 | | | |
| 19-8188 | | R | | | | 28 | | | 128 | | | | | | | | |
| Vivaro C Platform/Chassis 3/19-1/70 | | | | | | | | | | | | | | | | | |
| 2.0 (90 kW) Eng.D 20 DTL (DW10FE) 3/19-1/70 | | | | | | | | | | | | | | | | | |
| 19-2803 | | F | | | | | 45 | 86 | | | | | | 44 | | | |
| 19-8188 | | R | | | | 28 | | | 128 | | | | | | | | |
| 2.0 (110 kW) Eng.D 20 DTH (DW10FD) 3/19-1/70 | | | | | | | | | | | | | | | | | |
| 19-2803 | | F | | | | | 45 | 86 | | | | | | 44 | | | |
| 19-8188 | | R | | | | 28 | | | 128 | | | | | | | | |
| Vivaro C Van 3/19-1/70 | | | | | | | | | | | | | | | | | |
| 1.5 (75 kW) Eng.D 15 DT (DV5RUCD) 3/19-1/70 | | | | | | | | | | | | | | | | | |
| 19-2803 | | F | | | | | 45 | 86 | | | | | | 44 | | | |
| 19-8188 | | R | | | | 28 | | | 128 | | | | | | | | |
| 1.5 (88 kW) Eng.D 15 DTH (DV5RUC) 3/19-1/70 | | | | | | | | | | | | | | | | | |
| 19-2803 | | F | | | | | 45 | 86 | | | | | | 44 | | | |

OPEL LCV

| METELLI ref | Spare Parts | F/R | L/R | ABS | A | B | C | D | E | F | G | H | I | L | M | Fig | NOTE |
|--|-------------|-----|-----|-----|---|----|----|----|-------|---|---|---|---|-----|---|-----|------------|
| 19-8188 | | R | | | | 28 | | | 128 | | | | | | | | |
| 2.0 (90 kW) Eng.D 20 DTL (DW10FE) 3/19-1/70 | | | | | | | | | | | | | | | | | |
| 19-2803 | | F | | | | | 45 | 86 | | | | | | 44 | | | |
| 19-8188 | | R | | | | 28 | | | 128 | | | | | | | | |
| 2.0 (110 kW) Eng.D 20 DTH (DW10FD) 3/19-1/70 | | | | | | | | | | | | | | | | | |
| 19-2803 | | F | | | | | 45 | 86 | | | | | | 44 | | | |
| 19-8188 | | R | | | | 28 | | | 128 | | | | | | | | |
| 2.0 (130 kW) Eng.D 20 DTR (DW10FDCU) 3/19-1/70 | | | | | | | | | | | | | | | | | |
| 19-2803 | | F | | | | | 45 | 86 | | | | | | 44 | | | |
| 19-8188 | | R | | | | 28 | | | 128 | | | | | | | | |
| Zafira B Van (A05) 7/05-4/15 | | | | | | | | | | | | | | | | | |
| 1.6 CNG Turbo (M75) (110 kW) Eng.A 16 XNT, Z 16 XNT 2/09-4/15 | | | | | | | | | | | | | | | | | |
| 19-2839 | | F | | | | 33 | | | 136,5 | | | | | 85 | | | |
| 1.7 CDTI (M75) (81 kW) Eng.A 17 DTJ, Z 17 DTJ 1/08-4/15 | | | | | | | | | | | | | | | | | |
| 19-2727 | | R | | | | | | | 140 | | | | | 116 | | | |
| 19-2839 | | F | | | | 33 | | | 136,5 | | | | | 85 | | | |
| 1.7 CDTI (M75) (92 kW) Eng.A 17 DTR 1/08-4/15 | | | | | | | | | | | | | | | | | |
| 19-2727 | | R | | | | | | | 140 | | | | | 116 | | | |
| 19-2839 | | F | | | | 33 | | | 136,5 | | | | | 85 | | | |
| 1.8 (M75) (103 kW) Eng.A 18 XER, Z 18 XER 7/05-4/15 | | | | | | | | | | | | | | | | | |
| 19-2345 | | F | | | | | | | 137 | | | | | | | | |
| 19-2727 | | R | | | | | | | 140 | | | | | 116 | | | |
| 1.9 CDTI (M75) (88 kW) Eng.Z 19 DT 7/05-4/15 | | | | | | | | | | | | | | | | | |
| 19-2727 | | R | | | | | | | 140 | | | | | 116 | | | |
| 19-2839 | 01/06- | F | | | | 33 | | | 136,5 | | | | | 85 | | | Eng. Z19DT |
| 1.9 CDTI (M75) (110 kW) Eng.Z 19 DTH 7/05-4/15 | | | | | | | | | | | | | | | | | |
| 19-2727 | | R | | | | | | | 140 | | | | | 116 | | | |
| 19-2837 | | F | | | | 30 | | | 137 | | | | | 85 | | | |

OPEL LCV

| METELLI ref | Spare Parts | | F/R | L/R | | ABS | A | B | C | D | E | F | G | H | I | L | M | Fig | NOTE |
|--|-------------|--|-----|-----|--|-----|---|---|---|---|-----|---|---|---|---|---|---|-----|------|
| 2.0 (M75) (147 kW) Eng.Z 20 LER 7/05-12/10 | | | | | | | | | | | | | | | | | | | |
| 19-2727 | | | R | | | | | | | | 140 | | | | | | | 116 | |
| 2.2 DGi (M75) (110 kW) Eng.Z 22 YH 7/05-12/11 | | | | | | | | | | | | | | | | | | | |
| 19-2727 | | | R | | | | | | | | 140 | | | | | | | 116 | |

PEUGEOT

1007 (KM_) 4/05-1/70

1.4 (54 kW) Eng.KFV (TU3A), KFV (TU3JP) 4/05-1/70

| | | | | | | | | | | | | | | | | | | | |
|--|--|--|---|--|--|--|--|--|--|----|----|--|--|--|--|--|--|----|--|
| 19-2332 | | | F | | | | | | | 37 | 72 | | | | | | | 33 | |
| 1.4 16V (65 kW) Eng.KFU (ET3J4) 10/05-1/70 | | | | | | | | | | | | | | | | | | | |
| 19-2332 | | | F | | | | | | | 37 | 72 | | | | | | | 33 | |
| 1.4 HDi (50 kW) Eng.8HX (DV4TD), 8HZ (DV4TD) 4/05-1/70 | | | | | | | | | | | | | | | | | | | |
| 19-2332 | | | F | | | | | | | 37 | 72 | | | | | | | 33 | |
| 1.6 16V (80 kW) Eng.NFU (TU5JP4) 4/05-1/70 | | | | | | | | | | | | | | | | | | | |
| 19-2332 | | | F | | | | | | | 37 | 72 | | | | | | | 33 | |
| 1.6 HDi (80 kW) Eng.9HZ (DV6TED4) 6/07-1/70 | | | | | | | | | | | | | | | | | | | |
| 19-2332 | | | F | | | | | | | 37 | 72 | | | | | | | 33 | |

104 10/72-6/88

0.9 (33 kW) Eng.108 (XV5) 10/79-10/83

| | | | | | | | | | | | | | | | | | | | |
|--|--|--------|---|--|--|--|--|--|--|----|----|--|--|--|--|--|--|----|--|
| 19-2521 | | 07/80- | R | | | | | | | 20 | 47 | | | | | | | 15 | |
| 1.0 (32 kW) Eng.108C (XV8) 9/83-6/88 | | | | | | | | | | | | | | | | | | | |
| 19-2521 | | | R | | | | | | | 20 | 47 | | | | | | | 15 | |
| 1.1 (37 kW) Eng.109F (XW7) 8/80-6/88 | | | | | | | | | | | | | | | | | | | |
| 19-2521 | | | R | | | | | | | 20 | 47 | | | | | | | 15 | |
| 1.1 (42 kW) Eng.109 (XW3) 7/76-8/82 | | | | | | | | | | | | | | | | | | | |
| 19-2521 | | 07/80- | R | | | | | | | 20 | 47 | | | | | | | 15 | |

PEUGEOT

| METELLI ref | Spare Parts | | F/R | L/R | | | ABS | A | B | C | D | E | F | G | H | I | L | M | Fig | NOTE |
|---|-------------|--------|-----|-----|--|--|-----|---|---|----|----|---|---|---|---|---|---|----|-----|--------------------------------------|
| 1.2 (42 kW) Eng.129 (XZ5) 8/79-6/83 | | | | | | | | | | | | | | | | | | | | |
| 19-2521 | | 07/80- | R | | | | | | | 20 | 47 | | | | | | | 15 | | |
| 1.4 (53 kW) Eng.150 (XY6B) 8/79-6/83 | | | | | | | | | | | | | | | | | | | | |
| 19-2521 | | 07/80- | R | | | | | | | 20 | 47 | | | | | | | 15 | | |
| 104 Coupe 9/73-6/88 | | | | | | | | | | | | | | | | | | | | |
| 0.9 (33 kW) Eng.108 (XV3), 108 (XV5) 9/73-10/83 | | | | | | | | | | | | | | | | | | | | |
| 19-2521 | | 07/80- | R | | | | | | | 20 | 47 | | | | | | | 15 | | |
| 1.1 (37 kW) Eng.109F (XW7) 8/79-6/88 | | | | | | | | | | | | | | | | | | | | |
| 19-2521 | | 07/80- | R | | | | | | | 20 | 47 | | | | | | | 15 | | |
| 1.1 (42 kW) Eng.109 (XW3) 8/79-6/83 | | | | | | | | | | | | | | | | | | | | |
| 19-2521 | | 07/80- | R | | | | | | | 20 | 47 | | | | | | | 15 | | |
| 1.4 (53 kW) Eng.150 (XY6B) 8/79-6/84 | | | | | | | | | | | | | | | | | | | | |
| 19-2521 | | 07/80- | R | | | | | | | 20 | 47 | | | | | | | 15 | | |
| 106 I (1A, 1C) 1/91-12/96 | | | | | | | | | | | | | | | | | | | | |
| 1.0 (33 kW) Eng.CDY (TU9M), TU9 9/91-4/96 | | | | | | | | | | | | | | | | | | | | |
| 19-2184 | | | F | | | | | | | 35 | 72 | | | | | | | 33 | | |
| 19-2595 | | | R | | | | | | | 25 | 52 | | | | | | | 37 | | +/-ABS, Brake drum, Payload standard |
| 1.0 (37 kW) Eng.CDZ (TU9M) 9/91-4/96 | | | | | | | | | | | | | | | | | | | | |
| 19-2184 | | | F | | | | | | | 35 | 72 | | | | | | | 33 | | |
| 19-2595 | | | R | | | | | | | 25 | 52 | | | | | | | 37 | | +/-ABS, Brake drum, Payload standard |
| 1.1 (44 kW) Eng.HDZ (TU1M) 9/91-4/96 | | | | | | | | | | | | | | | | | | | | |
| 19-2184 | | | F | | | | | | | 35 | 72 | | | | | | | 33 | | |
| 19-2595 | | | R | | | | | | | 25 | 52 | | | | | | | 37 | | +/-ABS, Brake drum, Payload standard |
| 1.3 (72 kW) Eng.TU2J2 10/93-4/96 | | | | | | | | | | | | | | | | | | | | |
| 19-2184 | | | F | | | | | | | 35 | 72 | | | | | | | 33 | | |
| 19-2595 | | | R | | | | | | | 25 | 52 | | | | | | | 37 | | +/-ABS, Brake drum, Payload standard |

PEUGEOT

| METELLI ref | Spare Parts | | F/R | L/R | | | ABS | A | B | C | D | E | F | G | H | I | L | M | Fig | NOTE |
|--|-------------|--|-----|-----|--|--|-----|---|---|----|----|---|---|---|---|---|---|---|-----|--|
| 1.4 (51 kW) Eng.K5A (TU3) 8/91-3/96 | | | | | | | | | | | | | | | | | | | | |
| 19-2184 | | | F | | | | | | | 35 | 72 | | | | | | | | 33 | |
| 19-2595 | | | R | | | | | | | 25 | 52 | | | | | | | | 37 | +/-ABS, Brake drum, Payload standard |
| 1.4 (55 kW) Eng.KDX (TU3MC), KDY (TU3M) 9/91-4/96 | | | | | | | | | | | | | | | | | | | | |
| 19-2184 | | | F | | | | | | | 35 | 72 | | | | | | | | 33 | |
| 19-2595 | | | R | | | | | | | 25 | 52 | | | | | | | | 37 | +/-ABS, Brake drum, Payload standard |
| 1.4 (69 kW) Eng.KFZ (TU3FJ2/Z) 9/91-11/94 | | | | | | | | | | | | | | | | | | | | |
| 19-2184 | | | F | | | | | | | 35 | 72 | | | | | | | | 33 | |
| 19-2595 | | | R | | | | | | | 25 | 52 | | | | | | | | 37 | +/-ABS, Brake drum, Payload standard |
| 1.4 (72 kW) Eng.K6B (TU3FJ2/K) 8/91-3/96 | | | | | | | | | | | | | | | | | | | | |
| 19-2184 | | | F | | | | | | | 35 | 72 | | | | | | | | 33 | |
| 19-2595 | | | R | | | | | | | 25 | 52 | | | | | | | | 37 | |
| 1.4 D (37 kW) Eng.K9Y (TUD3Y) 9/92-4/96 | | | | | | | | | | | | | | | | | | | | |
| 19-2184 | | | F | | | | | | | 35 | 72 | | | | | | | | 33 | |
| 19-2595 | | | R | | | | | | | 25 | 52 | | | | | | | | 37 | +/-ABS, Brake drum, Payload standard |
| 1.5 D (40 kW) Eng.VJY (TUD5) 6/94-4/96 | | | | | | | | | | | | | | | | | | | | |
| 19-2184 | | | F | | | | | | | 35 | 72 | | | | | | | | 33 | |
| 19-2595 | | | R | | | | | | | 25 | 52 | | | | | | | | 37 | +/-ABS, Brake drum, Payload standard |
| 1.5 D (43 kW) Eng.VJY (TUD5), VJZ (TUD5) 6/94-4/96 | | | | | | | | | | | | | | | | | | | | |
| 19-2184 | | | F | | | | | | | 35 | 72 | | | | | | | | 33 | |
| 19-2595 | | | R | | | | | | | 25 | 52 | | | | | | | | 37 | +/-ABS, Brake drum, Payload standard |
| 1.6 (65 kW) Eng.NFZ (TU5JP) 6/93-4/96 | | | | | | | | | | | | | | | | | | | | |
| 19-2184 | | | F | | | | | | | 35 | 72 | | | | | | | | 33 | |
| 19-2595 | | | R | | | | | | | 25 | 52 | | | | | | | | 37 | Eng. TU5JP, +/-ABS, Brake drum, Payload standard |
| 1.6 (76 kW) Eng.NFY (TU5J2) 11/94-4/96 | | | | | | | | | | | | | | | | | | | | |
| 19-2184 | | | F | | | | | | | 35 | 72 | | | | | | | | 33 | |

PEUGEOT

| METELLI ref | Spare Parts | | F/R | L/R | | | ABS | A | B | C | D | E | F | G | H | I | L | M | Fig | NOTE |
|---|-------------|--------|-----|-----|--|--|-----|---|---|------|----|-----|---|---|---|----|------|---|-----|--|
| 19-2184 | | -01/99 | F | | | | | | | 35 | 72 | | | | | | 33 | | | |
| 19-2595 | | -01/99 | R | | | | | | | 25 | 52 | | | | | | 37 | | | +/-ABS, Brake drum, Payload standard |
| 19-2686 | | 02/99- | R | | | | | | | 25 | 52 | | | | | | 37 | | | |
| 1.5 D (42 kW) Eng.VJX (TUD5B), VJY (TUD5), VJZ (TUD5) 4/98-7/04 | | | | | | | | | | | | | | | | | | | | |
| 19-2165 | | | F | | | | | | | 37 | 72 | | | | | | 33 | | | |
| 19-2686 | | | R | | | | | | | 25 | 52 | | | | | | 37 | | | |
| 1.6 i (65 kW) Eng.NFZ (TU5JP) 5/96-10/99 | | | | | | | | | | | | | | | | | | | | |
| 19-2184 | | | F | | | | | | | 35 | 72 | | | | | | 33 | | | Eng. TU5JP |
| 19-2595 | | -01/99 | R | | | | | | | 25 | 52 | | | | | | 37 | | | Eng. TU5JP, +/-ABS, Brake drum, Payload standard |
| 19-2686 | | 02/99- | R | | | | | | | 25 | 52 | | | | | | 37 | | | Eng. TU5JP |
| 1.6 i (74 kW) Eng.NFW (TU5J2), NFY (TU5J2) 5/96-1/01 | | | | | | | | | | | | | | | | | | | | |
| 19-2165 | | 01/99- | F | | | | | | | 37 | 72 | | | | | | 33 | | | Eng. TU5J2 |
| 19-2184 | | -01/99 | F | | | | | | | 35 | 72 | | | | | | 33 | | | Eng. TU5J2 |
| 1.6 S16 (87 kW) Eng.NFX (TU5J4) 5/96-7/04 | | | | | | | | | | | | | | | | | | | | |
| 19-2165 | | 01/99- | F | | | | | | | 37 | 72 | | | | | | 33 | | | Eng. TU5J4 |
| 19-2184 | | -01/99 | F | | | | | | | 35 | 72 | | | | | | 33 | | | Eng. TU5J4 |
| Electric (20 kW) Eng.SA13 4/96-7/04 | | | | | | | | | | | | | | | | | | | | |
| 19-2165 | | | F | | | | | | | 37 | 72 | | | | | | 33 | | | |
| 19-2595 | | -01/99 | R | | | | | | | 25 | 52 | | | | | | 37 | | | +/-ABS, Brake drum, Payload standard |
| 19-2686 | | 02/99- | R | | | | | | | 25 | 52 | | | | | | 37 | | | |
| 107 6/05-1/70 | | | | | | | | | | | | | | | | | | | | |
| 1.0 (50 kW) Eng.CFA (384F), CFB (1KR) 6/05-5/14 | | | | | | | | | | | | | | | | | | | | |
| 19-2754 | | | F | | | | | | | 37,8 | 69 | | | | | 34 | 39 | | | |
| 19-2908 | | | R | | | | | | | | | 135 | | | | | 89,6 | | | |
| 1.4 HDi (40 kW) Eng.8HT (DV4TD) 6/05-5/14 | | | | | | | | | | | | | | | | | | | | |
| 19-2754 | | | F | | | | | | | 37,8 | 69 | | | | | 34 | 39 | | | |

PEUGEOT

| METELLI ref | Spare Parts | | F/R | L/R | | ABS | A | B | C | D | E | F | G | H | I | L | M | Fig | NOTE |
|---|-------------|--|-----|-----|--|-----|---|---|------|----|-----|---|---|---|---|------|------|-----|------|
| 19-2908 | | | R | | | | | | | | 135 | | | | | 89,6 | | | |
| 108 5/14-1/70 | | | | | | | | | | | | | | | | | | | |
| 1.0 VTi (51 kW) Eng.CFB (1KR) 5/14-1/70 | | | | | | | | | | | | | | | | | | | |
| 19-2754 | | | F | | | | | | 37,8 | 69 | | | | | | 34 | 39 | | |
| 19-2908 | | | R | | | | | | | | 135 | | | | | | 89,6 | | |
| 1.0 VTi 72 (53 kW) Eng.CFB (1KR) 5/18-1/70 | | | | | | | | | | | | | | | | | | | |
| 19-2754 | | | F | | | | | | 37,8 | 69 | | | | | | 34 | 39 | | |
| 19-2908 | | | R | | | | | | | | 135 | | | | | | 89,6 | | |
| 1.2 (60 kW) Eng.HMT (EB2D), HMZ (EB2), HMZ (EB2F) 5/14-1/70 | | | | | | | | | | | | | | | | | | | |
| 19-2754 | | | F | | | | | | 37,8 | 69 | | | | | | 34 | 39 | | |
| 19-2908 | | | R | | | | | | | | 135 | | | | | | 89,6 | | |
| 2008 I (CU_) 3/13-1/70 | | | | | | | | | | | | | | | | | | | |
| 1.2 PureTech 82 (61 kW) Eng.HMR (EB2FA) 1/18-12/19 | | | | | | | | | | | | | | | | | | | |
| 19-2297 | | | F | | | | | | 42 | 82 | | | | | | | 36 | | |
| 19-2332 | | | F | | | | | | 37 | 72 | | | | | | | 33 | | |
| 19-2907 | | | R | | | | | | 30 | 62 | | | | | | | 48 | | |
| 1.2 THP 110 (81 kW) Eng.HNP (EB2ADT), HNV (EB2DTM), HNZ (EB2DT) 1/15-1/70 | | | | | | | | | | | | | | | | | | | |
| 19-2297 | | | F | | | | | | 42 | 82 | | | | | | | 36 | | |
| 19-2332 | | | F | | | | | | 37 | 72 | | | | | | | 33 | | |
| 19-2907 | | | R | | | | | | 30 | 62 | | | | | | | 48 | | |
| 1.2 THP 130 (96 kW) Eng.HNS (EB2ADTS), HNY (EB2DTS) 1/15-1/70 | | | | | | | | | | | | | | | | | | | |
| 19-2297 | | | F | | | | | | 42 | 82 | | | | | | | 36 | | |
| 19-2332 | | | F | | | | | | 37 | 72 | | | | | | | 33 | | |
| 19-2907 | | | R | | | | | | 30 | 62 | | | | | | | 48 | | |
| 1.2 VTi (60 kW) Eng.HMZ (EB2), HMZ (EB2F) 3/13-12/18 | | | | | | | | | | | | | | | | | | | |
| 19-2297 | | | F | | | | | | 42 | 82 | | | | | | | 36 | | |
| 19-2332 | | | F | | | | | | 37 | 72 | | | | | | | 33 | | |

PEUGEOT

| METELLI ref | Spare Parts | | F/R | L/R | | | ABS | A | B | C | D | E | F | G | H | I | L | M | Fig | NOTE |
|---|-------------|--|-----|-----|--|--|-----|---|---|----|----|---|---|---|---|---|----|---|-----|------|
| 19-2907 | | | R | | | | | | | 30 | 62 | | | | | | 48 | | | |
| 1.4 HDi (50 kW) Eng.8HR (DV4C) 6/13-1/70 | | | | | | | | | | | | | | | | | | | | |
| 19-2297 | | | F | | | | | | | 42 | 82 | | | | | | 36 | | | |
| 19-2332 | | | F | | | | | | | 37 | 72 | | | | | | 33 | | | |
| 19-2907 | | | R | | | | | | | 30 | 62 | | | | | | 48 | | | |
| 1.5 BlueHDI 100 (75 kW) Eng.YHY (DV5RD) 5/18-1/70 | | | | | | | | | | | | | | | | | | | | |
| 19-2297 | | | F | | | | | | | 42 | 82 | | | | | | 36 | | | |
| 19-2332 | | | F | | | | | | | 37 | 72 | | | | | | 33 | | | |
| 19-2907 | | | R | | | | | | | 30 | 62 | | | | | | 48 | | | |
| 1.5 BlueHDI 120 (88 kW) Eng.YHX (DV5RC) 5/18-1/70 | | | | | | | | | | | | | | | | | | | | |
| 19-2297 | | | F | | | | | | | 42 | 82 | | | | | | 36 | | | |
| 19-2332 | | | F | | | | | | | 37 | 72 | | | | | | 33 | | | |
| 19-2907 | | | R | | | | | | | 30 | 62 | | | | | | 48 | | | |
| 1.6 BlueHDI (85 kW) Eng.BHX (DV6FC) 7/14-1/70 | | | | | | | | | | | | | | | | | | | | |
| 19-2297 | | | F | | | | | | | 42 | 82 | | | | | | 36 | | | |
| 19-2332 | | | F | | | | | | | 37 | 72 | | | | | | 33 | | | |
| 19-2907 | | | R | | | | | | | 30 | 62 | | | | | | 48 | | | |
| 1.6 BlueHDI 100 (73 kW) Eng.BHY (DV6FD) 1/15-1/70 | | | | | | | | | | | | | | | | | | | | |
| 19-2297 | | | F | | | | | | | 42 | 82 | | | | | | 36 | | | |
| 19-2332 | | | F | | | | | | | 37 | 72 | | | | | | 33 | | | |
| 19-2907 | | | R | | | | | | | 30 | 62 | | | | | | 48 | | | |
| 1.6 BlueHDI 120 (88 kW) Eng.BHZ (DV6FC) 7/14-1/70 | | | | | | | | | | | | | | | | | | | | |
| 19-2297 | | | F | | | | | | | 42 | 82 | | | | | | 36 | | | |
| 19-2332 | | | F | | | | | | | 37 | 72 | | | | | | 33 | | | |
| 19-2907 | | | R | | | | | | | 30 | 62 | | | | | | 48 | | | |
| 1.6 BlueHDI 75 (55 kW) Eng.BHW (DV6FE) 1/15-1/70 | | | | | | | | | | | | | | | | | | | | |
| 19-2297 | | | F | | | | | | | 42 | 82 | | | | | | 36 | | | |
| 19-2332 | | | F | | | | | | | 37 | 72 | | | | | | 33 | | | |
| 19-2907 | | | R | | | | | | | 30 | 62 | | | | | | 48 | | | |

PEUGEOT

| METELLI ref | Spare Parts | | F/R | L/R | | | ABS | A | B | C | D | E | F | G | H | I | L | M | Fig | NOTE |
|---|-------------|--|-----|-----|--|--|-----|---|---|----|----|---|---|---|---|---|---|---|-----|--------------------------------------|
| 1.6 HDi (68 kW) Eng.9HP (DV6DTE) 3/13-1/70 | | | | | | | | | | | | | | | | | | | | |
| 19-2297 | | | F | | | | | | | 42 | 82 | | | | | | | | 36 | |
| 19-2332 | | | F | | | | | | | 37 | 72 | | | | | | | | 33 | |
| 19-2907 | | | R | | | | | | | 30 | 62 | | | | | | | | 48 | |
| 1.6 HDi (84 kW) Eng.9HD (DV6C) 3/13-1/70 | | | | | | | | | | | | | | | | | | | | |
| 19-2297 | | | F | | | | | | | 42 | 82 | | | | | | | | 36 | |
| 19-2332 | | | F | | | | | | | 37 | 72 | | | | | | | | 33 | |
| 19-2907 | | | R | | | | | | | 30 | 62 | | | | | | | | 48 | |
| 1.6 THP 165 (121 kW) Eng.5GY (EP6FDTM), 5GZ (EP6FDT) 2/16-1/70 | | | | | | | | | | | | | | | | | | | | |
| 19-2297 | | | F | | | | | | | 42 | 82 | | | | | | | | 36 | |
| 19-2332 | | | F | | | | | | | 37 | 72 | | | | | | | | 33 | |
| 19-2907 | | | R | | | | | | | 30 | 62 | | | | | | | | 48 | |
| 1.6 VTi (85 kW) Eng.5FS (EP6C) 5/13-1/70 | | | | | | | | | | | | | | | | | | | | |
| 19-2297 | | | F | | | | | | | 42 | 82 | | | | | | | | 36 | |
| 19-2332 | | | F | | | | | | | 37 | 72 | | | | | | | | 33 | |
| 19-2907 | | | R | | | | | | | 30 | 62 | | | | | | | | 48 | |
| 1.6 VTi (88 kW) Eng.5FS (EP6C) 3/13-1/70 | | | | | | | | | | | | | | | | | | | | |
| 19-2297 | | | F | | | | | | | 42 | 82 | | | | | | | | 36 | |
| 19-2332 | | | F | | | | | | | 37 | 72 | | | | | | | | 33 | |
| 19-2907 | | | R | | | | | | | 30 | 62 | | | | | | | | 48 | |
| 205 I (741A/C) 2/83-12/87 | | | | | | | | | | | | | | | | | | | | |
| 1.0 (33 kW) Eng.108C (XV8) 2/83-10/87 | | | | | | | | | | | | | | | | | | | | |
| 19-2184 | | | F | | | | | | | 35 | 72 | | | | | | | | 33 | |
| 19-2595 | | | R | | | | | | | 25 | 52 | | | | | | | | 37 | +/-ABS, Brake drum, Payload standard |
| 1.1 (36 kW) Eng.109N (XW7) 2/83-10/87 | | | | | | | | | | | | | | | | | | | | |
| 19-2184 | | | F | | | | | | | 35 | 72 | | | | | | | | 33 | |
| 19-2595 | | | R | | | | | | | 25 | 52 | | | | | | | | 37 | +/-ABS, Brake drum, Payload standard |

PEUGEOT

| METELLI ref | Spare Parts | | F/R | L/R | | | ABS | A | B | C | D | E | F | G | H | I | L | M | Fig | NOTE |
|---|-------------|--|-----|-----|--|--|-----|---|---|----|----|-----|---|---|---|---|---|---|-----|--------------------------------------|
| 1.1 (37 kW) Eng.109F (XW7) 2/83-10/87 | | | | | | | | | | | | | | | | | | | | |
| 19-2184 | | | F | | | | | | | 35 | 72 | | | | | | | | 33 | |
| 19-2595 | | | R | | | | | | | 25 | 52 | | | | | | | | 37 | +/-ABS, Brake drum, Payload standard |
| 1.3 (47 kW) Eng.G1A 2/84-10/87 | | | | | | | | | | | | | | | | | | | | |
| 19-2184 | | | F | | | | | | | 35 | 72 | | | | | | | | 33 | |
| 19-2595 | | | R | | | | | | | 25 | 52 | | | | | | | | 37 | |
| 1.4 (44 kW) Eng.150D (XY7), 150G (XY7) 2/83-10/87 | | | | | | | | | | | | | | | | | | | | |
| 19-2184 | | | F | | | | | | | 35 | 72 | | | | | | | | 33 | |
| 19-2595 | | | R | | | | | | | 25 | 52 | | | | | | | | 37 | +/-ABS, Brake drum, Payload standard |
| 1.4 (53 kW) Eng.150 (XY6B) 2/83-10/87 | | | | | | | | | | | | | | | | | | | | |
| 19-2184 | | | F | | | | | | | 35 | 72 | | | | | | | | 33 | |
| 19-2595 | | | R | | | | | | | 25 | 52 | | | | | | | | 37 | |
| 1.4 (58 kW) Eng.150H (XY8) 10/85-10/87 | | | | | | | | | | | | | | | | | | | | |
| 19-2184 | | | F | | | | | | | 35 | 72 | | | | | | | | 33 | |
| 19-2595 | | | R | | | | | | | 25 | 52 | | | | | | | | 37 | +/-ABS, Brake drum, Payload standard |
| 1.4 (59 kW) Eng.150B (XY8) 2/83-10/87 | | | | | | | | | | | | | | | | | | | | |
| 19-2184 | | | F | | | | | | | 35 | 72 | | | | | | | | 33 | |
| 19-2595 | | | R | | | | | | | 25 | 52 | | | | | | | | 37 | +/-ABS, Brake drum, Payload standard |
| 1.5 (63 kW) Eng.Y2/K 2/84-10/87 | | | | | | | | | | | | | | | | | | | | |
| 19-2184 | | | F | | | | | | | 35 | 72 | | | | | | | | 33 | |
| 19-2595 | | | R | | | | | | | 25 | 52 | | | | | | | | 37 | |
| 1.6 (53 kW) Eng.B1E (XU51C) 3/87-10/87 | | | | | | | | | | | | | | | | | | | | |
| 19-2129 | | | F | | | | | | | 42 | 82 | | | | | | | | 36 | +ABS |
| 19-2184 | | | F | | | | | | | 35 | 72 | | | | | | | | 33 | -ABS |
| 19-2528 | | | R | | | | 29 | | | 25 | | 128 | | | | | | | 64 | +ABS |
| 19-2595 | | | R | | | | | | | 25 | 52 | | | | | | | | 37 | +/-ABS, Brake drum, Payload standard |
| 1.6 (55 kW) Eng.B1A (XU51C), BAZ (XU5CP) 8/86-10/87 | | | | | | | | | | | | | | | | | | | | |
| 19-2129 | | | F | | | | | | | 42 | 82 | | | | | | | | 36 | +ABS |
| 19-2184 | | | F | | | | | | | 35 | 72 | | | | | | | | 33 | -ABS |

PEUGEOT

| METELLI ref | Spare Parts | | F/R | L/R | | ABS | A | B | C | D | E | F | G | H | I | L | M | Fig | NOTE |
|---|-------------|--|-----|-----|--|-----|---|---|----|----|-----|---|---|---|---|----|---|-----|--------------------------------------|
| 19-2528 | | | R | | | 29 | | | 25 | | 128 | | | | | 64 | | | +ABS |
| 19-2595 | | | R | | | | | | 25 | 52 | | | | | | 37 | | | +/-ABS, Brake drum, Payload standard |
| 1.6 GTI (76 kW) Eng.180A (XU5J) 12/84-10/87 | | | | | | | | | | | | | | | | | | | |
| 19-2129 | | | F | | | | | | 42 | 82 | | | | | | 36 | | | +ABS |
| 19-2184 | | | F | | | | | | 35 | 72 | | | | | | 33 | | | -ABS |
| 19-2528 | | | R | | | 29 | | | 25 | | 128 | | | | | 64 | | | +ABS |
| 19-2595 | | | R | | | | | | 25 | 52 | | | | | | 37 | | | +/-ABS, Brake drum, Payload standard |
| 1.6 GTI (85 kW) Eng.B6D (XU5JA) 2/83-7/87 | | | | | | | | | | | | | | | | | | | |
| 19-2129 | | | F | | | | | | 42 | 82 | | | | | | 36 | | | +ABS |
| 19-2184 | | | F | | | | | | 35 | 72 | | | | | | 33 | | | -ABS |
| 19-2528 | | | R | | | 29 | | | 25 | | 128 | | | | | 64 | | | +ABS |
| 19-2595 | | | R | | | | | | 25 | 52 | | | | | | 37 | | | +/-ABS, Brake drum, Payload standard |
| 1.7 Diesel (44 kW) Eng.161A (XUD7) 8/83-10/87 | | | | | | | | | | | | | | | | | | | |
| 19-2129 | | | F | | | | | | 42 | 82 | | | | | | 36 | | | +ABS |
| 19-2184 | | | F | | | | | | 35 | 72 | | | | | | 33 | | | -ABS |
| 19-2595 | | | R | | | | | | 25 | 52 | | | | | | 37 | | | +/-ABS, Brake drum, Payload standard |
| 1.9 GTI (75 kW) Eng.DFZ (XU9J1) 3/87-10/87 | | | | | | | | | | | | | | | | | | | |
| 19-2129 | | | F | | | | | | 42 | 82 | | | | | | 36 | | | |
| 19-2528 | | | R | | | 29 | | | 25 | | 128 | | | | | 64 | | | +ABS |
| 19-2601 | | | R | | | | | | | | 128 | | | | | | | | -ABS |
| 1.9 GTI (94 kW) Eng.D6B (XU9JA) 10/86-10/87 | | | | | | | | | | | | | | | | | | | |
| 19-2129 | | | F | | | | | | 42 | 82 | | | | | | 36 | | | |
| 19-2528 | | | R | | | 29 | | | 25 | | 128 | | | | | 64 | | | +ABS |
| 19-2601 | | | R | | | | | | | | 128 | | | | | | | | -ABS |
| 205 I Cabrio (741B, 20D) 4/86-12/94 | | | | | | | | | | | | | | | | | | | |
| 1.1 CJ (44 kW) Eng.HDZ (TU1M) 10/89-12/94 | | | | | | | | | | | | | | | | | | | |
| 19-2184 | | | F | | | | | | 35 | 72 | | | | | | 33 | | | |
| 19-2595 | | | R | | | | | | 25 | 52 | | | | | | 37 | | | +/-ABS, Brake drum, Payload standard |

PEUGEOT

| METELLI ref | Spare Parts | | F/R | L/R | | | ABS | A | B | C | D | E | F | G | H | I | L | M | Fig | NOTE |
|---|-------------|--|-----|-----|--|--|-----|---|---|----|----|-----|---|---|---|---|---|---|-----|--------------------------------------|
| 1.4 CJ (44 kW) Eng.150D (XY7) (03.88-05.89), 150G (XY7) (03.88-05.89) 3/88-5/89 | | | | | | | | | | | | | | | | | | | | |
| 19-2184 | | | F | | | | | | | 35 | 72 | | | | | | | | 33 | |
| 19-2595 | | | R | | | | | | | 25 | 52 | | | | | | | | 37 | +/-ABS, Brake drum, Payload standard |
| 1.4 CJ (49 kW) Eng.K1D (TU3A) 3/89-12/94 | | | | | | | | | | | | | | | | | | | | |
| 19-2184 | | | F | | | | | | | 35 | 72 | | | | | | | | 33 | |
| 19-2595 | | | R | | | | | | | 25 | 52 | | | | | | | | 37 | +/-ABS, Brake drum, Payload standard |
| 1.4 CJ (55 kW) Eng.KDY (TU3M), KDZ (TU3M) 5/91-12/94 | | | | | | | | | | | | | | | | | | | | |
| 19-2184 | | | F | | | | | | | 35 | 72 | | | | | | | | 33 | |
| 19-2595 | | | R | | | | | | | 25 | 52 | | | | | | | | 37 | +/-ABS, Brake drum, Payload standard |
| 1.4 CJ Cat (44 kW) Eng.KAY (TU3CP) 1/89-9/93 | | | | | | | | | | | | | | | | | | | | |
| 19-2184 | | | F | | | | | | | 35 | 72 | | | | | | | | 33 | |
| 19-2595 | | | R | | | | | | | 25 | 52 | | | | | | | | 37 | +/-ABS, Brake drum, Payload standard |
| 1.4 CT (58 kW) Eng.150B (XY8), 150H (XY8) 4/86-12/88 | | | | | | | | | | | | | | | | | | | | |
| 19-2184 | | | F | | | | | | | 35 | 72 | | | | | | | | 33 | |
| 19-2595 | | | R | | | | | | | 25 | 52 | | | | | | | | 37 | +/-ABS, Brake drum, Payload standard |
| 1.6 CJ (65 kW) Eng.BDY (XU5M3Z) 8/92-12/94 | | | | | | | | | | | | | | | | | | | | |
| 19-2129 | | | F | | | | | | | 42 | 82 | | | | | | | | 36 | +ABS |
| 19-2184 | | | F | | | | | | | 35 | 72 | | | | | | | | 33 | -ABS |
| 19-2528 | | | R | | | | 29 | | | 25 | | 128 | | | | | | | 64 | +ABS |
| 19-2595 | | | R | | | | | | | 25 | 52 | | | | | | | | 37 | +/-ABS, Brake drum, Payload standard |
| 1.6 CTi (76 kW) Eng.180A (XU5J), 180Z (XU5J) 3/86-10/90 | | | | | | | | | | | | | | | | | | | | |
| 19-2129 | | | F | | | | | | | 42 | 82 | | | | | | | | 36 | +ABS |
| 19-2184 | | | F | | | | | | | 35 | 72 | | | | | | | | 33 | -ABS |
| 19-2528 | | | R | | | | 29 | | | 25 | | 128 | | | | | | | 64 | +ABS |
| 19-2595 | | | R | | | | | | | 25 | 52 | | | | | | | | 37 | +/-ABS, Brake drum, Payload standard |
| 1.9 CTi (74 kW) Eng.DFZ (XU9J1) 8/87-7/90 | | | | | | | | | | | | | | | | | | | | |
| 19-2129 | | | F | | | | | | | 42 | 82 | | | | | | | | 36 | +ABS |
| 19-2184 | | | F | | | | | | | 35 | 72 | | | | | | | | 33 | -ABS |
| 19-2528 | | | R | | | | 29 | | | 25 | | 128 | | | | | | | 64 | +ABS |

PEUGEOT

| METELLI ref | Spare Parts | | F/R | L/R | | ABS | A | B | C | D | E | F | G | H | I | L | M | Fig | NOTE |
|---|-------------|--|-----|-----|--|-----|---|---|----|----|-----|---|---|---|---|----|---|-----|--------------------------------------|
| 19-2595 | | | R | | | | | | 25 | 52 | | | | | | 37 | | | +/-ABS, Brake drum, Payload standard |
| 1.9 CTI (75 kW) Eng.DFZ (XU9J1) 10/87-12/94 | | | | | | | | | | | | | | | | | | | |
| 19-2129 | | | F | | | | | | 42 | 82 | | | | | | 36 | | | +ABS |
| 19-2184 | | | F | | | | | | 35 | 72 | | | | | | 33 | | | -ABS |
| 19-2528 | | | R | | | 29 | | | 25 | | 128 | | | | | 64 | | | +ABS |
| 19-2595 | | | R | | | | | | 25 | 52 | | | | | | 37 | | | +/-ABS, Brake drum, Payload standard |
| 205 II (20A/C) 1/87-9/98 | | | | | | | | | | | | | | | | | | | |
| 1.0 (33 kW) Eng.TU9 10/87-9/98 | | | | | | | | | | | | | | | | | | | |
| 19-2184 | | | F | | | | | | 35 | 72 | | | | | | 33 | | | |
| 19-2595 | | | R | | | | | | 25 | 52 | | | | | | 37 | | | +/-ABS, Brake drum, Payload standard |
| 1.0 (37 kW) Eng.CDZ (TU9M) 8/92-5/97 | | | | | | | | | | | | | | | | | | | |
| 19-2184 | | | F | | | | | | 35 | 72 | | | | | | 33 | | | |
| 19-2595 | | | R | | | | | | 25 | 52 | | | | | | 37 | | | |
| 1.1 (36 kW) Eng.109N (XW7) 10/87-10/90 | | | | | | | | | | | | | | | | | | | |
| 19-2184 | | | F | | | | | | 35 | 72 | | | | | | 33 | | | |
| 19-2595 | | | R | | | | | | 25 | 52 | | | | | | 37 | | | +/-ABS, Brake drum, Payload standard |
| 1.1 (40 kW) Eng.H1B (TU1) 10/87-7/92 | | | | | | | | | | | | | | | | | | | |
| 19-2184 | | | F | | | | | | 35 | 72 | | | | | | 33 | | | |
| 19-2595 | | | R | | | | | | 25 | 52 | | | | | | 37 | | | +/-ABS, Brake drum, Payload standard |
| 1.1 (44 kW) Eng.HDZ (TU1M) 7/89-9/98 | | | | | | | | | | | | | | | | | | | |
| 19-2184 | | | F | | | | | | 35 | 72 | | | | | | 33 | | | |
| 19-2595 | | | R | | | | | | 25 | 52 | | | | | | 37 | | | +/-ABS, Brake drum, Payload standard |
| 1.1 XA (40 kW) Eng.E1 7/87-10/88 | | | | | | | | | | | | | | | | | | | |
| 19-2184 | | | F | | | | | | 35 | 72 | | | | | | 33 | | | |
| 19-2595 | | | R | | | | | | 25 | 52 | | | | | | 37 | | | |
| 1.2 (47 kW) Eng.F1 1/87-12/90 | | | | | | | | | | | | | | | | | | | |
| 19-2184 | | | F | | | | | | 35 | 72 | | | | | | 33 | | | |
| 19-2595 | | | R | | | | | | 25 | 52 | | | | | | 37 | | | |

PEUGEOT

| METELLI ref | Spare Parts | | F/R | L/R | | | ABS | A | B | C | D | E | F | G | H | I | L | M | Fig | NOTE |
|---|-------------|--|-----|-----|--|--|-----|---|---|----|----|---|---|---|---|---|---|---|-----|--------------------------------------|
| 1.3 (47 kW) Eng.G1A 8/90-7/92 | | | | | | | | | | | | | | | | | | | | |
| 19-2184 | | | F | | | | | | | 35 | 72 | | | | | | | | 33 | |
| 19-2595 | | | R | | | | | | | 25 | 52 | | | | | | | | 37 | |
| 1.3 Rallye (74 kW) Eng.TU24 10/87-10/90 | | | | | | | | | | | | | | | | | | | | |
| 19-2184 | | | F | | | | | | | 35 | 72 | | | | | | | | 33 | |
| 19-2595 | | | R | | | | | | | 25 | 52 | | | | | | | | 37 | +/-ABS, Brake drum, Payload standard |
| 1.4 (44 kW) Eng.150D (XY7), 150G (XY7) 10/87-5/89 | | | | | | | | | | | | | | | | | | | | |
| 19-2184 | | | F | | | | | | | 35 | 72 | | | | | | | | 33 | |
| 19-2595 | | | R | | | | | | | 25 | 52 | | | | | | | | 37 | +/-ABS, Brake drum, Payload standard |
| 1.4 (49 kW) Eng.K1D (TU3A) 10/87-10/90 | | | | | | | | | | | | | | | | | | | | |
| 19-2184 | | | F | | | | | | | 35 | 72 | | | | | | | | 33 | |
| 19-2595 | | | R | | | | | | | 25 | 52 | | | | | | | | 37 | +/-ABS, Brake drum, Payload standard |
| 1.4 (50 kW) Eng.K1D (TU3A) 8/90-7/92 | | | | | | | | | | | | | | | | | | | | |
| 19-2184 | | | F | | | | | | | 35 | 72 | | | | | | | | 33 | |
| 19-2595 | | | R | | | | | | | 25 | 52 | | | | | | | | 37 | |
| 1.4 (53 kW) Eng.150 (XY6B) 1/87-7/88 | | | | | | | | | | | | | | | | | | | | |
| 19-2184 | | | F | | | | | | | 35 | 72 | | | | | | | | 33 | |
| 19-2595 | | | R | | | | | | | 25 | 52 | | | | | | | | 37 | |
| 1.4 (55 kW) Eng.KDX (TU3MC), KDY (TU3M), KDZ (TU3M), TU32 7/88-9/98 | | | | | | | | | | | | | | | | | | | | |
| 19-2184 | | | F | | | | | | | 35 | 72 | | | | | | | | 33 | |
| 19-2595 | | | R | | | | | | | 25 | 52 | | | | | | | | 37 | +/-ABS, Brake drum, Payload standard |
| 1.4 (55 kW) Eng.KDY (TU3M), KDZ (TU3M), KFX (TU3JP) (01.96-.) 7/88-9/98 | | | | | | | | | | | | | | | | | | | | |
| 19-2184 | | | F | | | | | | | 35 | 72 | | | | | | | | 33 | |
| 19-2595 | | | R | | | | | | | 25 | 52 | | | | | | | | 37 | +/-ABS, Brake drum, Payload standard |
| 1.4 (58 kW) Eng.150B (XY8), 150H (XY8) 7/88-5/89 | | | | | | | | | | | | | | | | | | | | |
| 19-2184 | | | F | | | | | | | 35 | 72 | | | | | | | | 33 | |
| 19-2595 | | | R | | | | | | | 25 | 52 | | | | | | | | 37 | +/-ABS, Brake drum, Payload standard |
| 1.4 (62 kW) Eng.K2B (TU3S) 6/87-12/89 | | | | | | | | | | | | | | | | | | | | |
| 19-2184 | | | F | | | | | | | 35 | 72 | | | | | | | | 33 | |

PEUGEOT

| METELLI ref | Spare Parts | | F/R | L/R | | ABS | A | B | C | D | E | F | G | H | I | L | M | Fig | NOTE |
|---|-------------|--|-----|-----|--|-----|---|---|----|----|-----|---|---|---|---|----|---|-----|--------------------------------------|
| 19-2595 | | | R | | | | | | 25 | 52 | | | | | | 37 | | | +/-ABS, Brake drum, Payload standard |
| 1.4 (63 kW) Eng.Y2/K 6/87-12/89 | | | | | | | | | | | | | | | | | | | |
| 19-2184 | | | F | | | | | | 35 | 72 | | | | | | 33 | | | |
| 19-2595 | | | R | | | | | | 25 | 52 | | | | | | 37 | | | |
| 1.4 Cat (44 kW) Eng.KAY (TU3CP) 8/87-9/93 | | | | | | | | | | | | | | | | | | | |
| 19-2184 | | | F | | | | | | 35 | 72 | | | | | | 33 | | | |
| 19-2595 | | | R | | | | | | 25 | 52 | | | | | | 37 | | | +/-ABS, Brake drum, Payload standard |
| 1.6 (53 kW) Eng.B1E (XU51C) 10/87-9/98 | | | | | | | | | | | | | | | | | | | |
| 19-2129 | | | F | | | | | | 42 | 82 | | | | | | 36 | | | +ABS |
| 19-2184 | | | F | | | | | | 35 | 72 | | | | | | 33 | | | -ABS |
| 19-2528 | | | R | | | 29 | | | 25 | | 128 | | | | | 64 | | | +ABS |
| 19-2595 | | | R | | | | | | 25 | 52 | | | | | | 37 | | | +/-ABS, Brake drum, Payload standard |
| 1.6 (55 kW) Eng.B1A (XU51C), BAZ (XU5CP) 10/87-9/98 | | | | | | | | | | | | | | | | | | | |
| 19-2129 | | | F | | | | | | 42 | 82 | | | | | | 36 | | | +ABS |
| 19-2184 | | | F | | | | | | 35 | 72 | | | | | | 33 | | | -ABS |
| 19-2528 | | | R | | | 29 | | | 25 | | 128 | | | | | 64 | | | +ABS |
| 19-2595 | | | R | | | | | | 25 | 52 | | | | | | 37 | | | +/-ABS, Brake drum, Payload standard |
| 1.6 (66 kW) Eng.171 (XU5S) 8/90-7/92 | | | | | | | | | | | | | | | | | | | |
| 19-2129 | | | F | | | | | | 42 | 82 | | | | | | 36 | | | +ABS |
| 19-2184 | | | F | | | | | | 35 | 72 | | | | | | 33 | | | -ABS |
| 19-2528 | | | R | | | 29 | | | 25 | | 128 | | | | | 64 | | | +ABS |
| 19-2595 | | | R | | | | | | 25 | 52 | | | | | | 37 | | | +/-ABS, Brake drum, Payload standard |
| 1.6 Aut. (65 kW) Eng.BDY (XU5M2Z), BDY (XU5M3Z) 5/90-9/98 | | | | | | | | | | | | | | | | | | | |
| 19-2129 | | | F | | | | | | 42 | 82 | | | | | | 36 | | | +ABS |
| 19-2184 | | | F | | | | | | 35 | 72 | | | | | | 33 | | | -ABS |
| 19-2528 | | | R | | | 29 | | | 25 | | 128 | | | | | 64 | | | +ABS |
| 19-2595 | | | R | | | | | | 25 | 52 | | | | | | 37 | | | +/-ABS, Brake drum, Payload standard |
| 1.6 GTI (76 kW) Eng.180A (XU5J), 180Z (XU5J) 10/87-12/89 | | | | | | | | | | | | | | | | | | | |
| 19-2129 | | | F | | | | | | 42 | 82 | | | | | | 36 | | | +ABS |

PEUGEOT

| METELLI ref | Spare Parts | | F/R | L/R | | | ABS | A | B | C | D | E | F | G | H | I | L | M | Fig | NOTE |
|---|-------------|--|-----|-----|--|--|-----|---|---|----|----|-----|---|---|---|---|----|---|-----|--------------------------------------|
| 19-2184 | | | F | | | | | | | 35 | 72 | | | | | | 33 | | | -ABS |
| 19-2528 | | | R | | | | 29 | | | 25 | | 128 | | | | | 64 | | | +ABS |
| 19-2595 | | | R | | | | | | | 25 | 52 | | | | | | 37 | | | +/-ABS, Brake drum, Payload standard |
| 1.6 GTI (85 kW) Eng.B6D (XU5JA) 10/87-12/89 | | | | | | | | | | | | | | | | | | | | |
| 19-2129 | | | F | | | | | | | 42 | 82 | | | | | | 36 | | | +ABS |
| 19-2184 | | | F | | | | | | | 35 | 72 | | | | | | 33 | | | -ABS |
| 19-2528 | | | R | | | | 29 | | | 25 | | 128 | | | | | 64 | | | +ABS |
| 19-2595 | | | R | | | | | | | 25 | 52 | | | | | | 37 | | | +/-ABS, Brake drum, Payload standard |
| 1.7 Diesel (44 kW) Eng.161A (XUD7) 7/87-9/98 | | | | | | | | | | | | | | | | | | | | |
| 19-2129 | | | F | | | | | | | 42 | 82 | | | | | | 36 | | | +ABS |
| 19-2184 | | | F | | | | | | | 35 | 72 | | | | | | 33 | | | -ABS |
| 19-2595 | | | R | | | | | | | 25 | 52 | | | | | | 37 | | | +/-ABS, Brake drum, Payload standard |
| 1.8 TD (57 kW) Eng.A8B (XUD7TE) 1/90-9/98 | | | | | | | | | | | | | | | | | | | | |
| 19-2595 | | | R | | | | | | | 25 | 52 | | | | | | 37 | | | |
| 1.8 XDT (58 kW) Eng.XUD7T 8/90-5/97 | | | | | | | | | | | | | | | | | | | | |
| 19-2129 | | | F | | | | | | | 42 | 82 | | | | | | 36 | | | +ABS |
| 19-2184 | | | F | | | | | | | 35 | 72 | | | | | | 33 | | | -ABS |
| 19-2595 | | | R | | | | | | | 25 | 52 | | | | | | 37 | | | +/-ABS, Brake drum, Payload standard |
| 1.9 Diesel (47 kW) Eng.DJZ (XUD9A) 10/87-9/98 | | | | | | | | | | | | | | | | | | | | |
| 19-2129 | | | F | | | | | | | 42 | 82 | | | | | | 36 | | | +ABS |
| 19-2184 | | | F | | | | | | | 35 | 72 | | | | | | 33 | | | -ABS |
| 19-2595 | | | R | | | | | | | 25 | 52 | | | | | | 37 | | | +/-ABS, Brake drum, Payload standard |
| 1.9 GTI (75 kW) Eng.D2A (XU92C) 10/87-5/89 | | | | | | | | | | | | | | | | | | | | |
| 19-2129 | | | F | | | | | | | 42 | 82 | | | | | | 36 | | | |
| 19-2528 | | | R | | | | 29 | | | 25 | | 128 | | | | | 64 | | | +ABS |
| 19-2601 | | | R | | | | | | | | | 128 | | | | | | | | -ABS |
| 1.9 GTI (88 kW) Eng.DKZ (XU9JAZ) 10/87-10/94 | | | | | | | | | | | | | | | | | | | | |
| 19-2129 | | | F | | | | | | | 42 | 82 | | | | | | 36 | | | |
| 19-2528 | | | R | | | | 29 | | | 25 | | 128 | | | | | 64 | | | +ABS |

PEUGEOT

| METELLI ref | Spare Parts | | F/R | L/R | | | ABS | A | B | C | D | E | F | G | H | I | L | M | Fig | NOTE |
|---|-------------|--|-----|-----|--|--|-----|---|---|----|----|---|---|---|---|---|----|---|-----|------------|
| 19-2686 | | | R | | | | | | | 25 | 52 | | | | | | 37 | | | |
| 1.4 16V (65 kW) Eng.KFU (ET3J4) 10/03-2/08 | | | | | | | | | | | | | | | | | | | | |
| 19-2165 | | | F | | | | | | | 37 | 72 | | | | | | 33 | | | |
| 19-2686 | | | R | | | | | | | 25 | 52 | | | | | | 37 | | | Brake drum |
| 1.4 CNG (55 kW) Eng.KFW (TU3A) 5/06-9/07 | | | | | | | | | | | | | | | | | | | | |
| 19-2165 | | | F | | | | | | | 37 | 72 | | | | | | 33 | | | |
| 19-2686 | | | R | | | | | | | 25 | 52 | | | | | | 37 | | | |
| 1.4 HDi (51 kW) Eng.8HX (DV4TD) 9/02-2/07 | | | | | | | | | | | | | | | | | | | | |
| 19-2165 | | | F | | | | | | | 37 | 72 | | | | | | 33 | | | |
| 19-2686 | | | R | | | | | | | 25 | 52 | | | | | | 37 | | | |
| 1.4 HDi eco 70 (50 kW) Eng.8HX (DV4TD), 8HZ (DV4TD) 9/01-4/09 | | | | | | | | | | | | | | | | | | | | |
| 19-2165 | | | F | | | | | | | 37 | 72 | | | | | | 33 | | | |
| 19-2686 | | | R | | | | | | | 25 | 52 | | | | | | 37 | | | |
| 1.4 i (55 kW) Eng.KFW (TU3A), KFW (TU3JP), KFX (TU3JP) (09.98-.) 9/98-12/12 | | | | | | | | | | | | | | | | | | | | |
| 19-2165 | | | F | | | | | | | 37 | 72 | | | | | | 33 | | | |
| 19-2686 | | | R | | | | | | | 25 | 52 | | | | | | 37 | | | |
| 1.4 LPG (55 kW) Eng.KFV (TU3JP) 5/06-9/07 | | | | | | | | | | | | | | | | | | | | |
| 19-2165 | | | F | | | | | | | 37 | 72 | | | | | | 33 | | | |
| 19-2686 | | | R | | | | | | | 25 | 52 | | | | | | 37 | | | |
| 1.6 (81 kW) Eng.NFU (TU5JP4) 5/05-7/08 | | | | | | | | | | | | | | | | | | | | |
| 19-2129 | | | F | | | | | | | 42 | 82 | | | | | | 36 | | | |
| 1.6 16V (79 kW) Eng.NFU (TU5JP4) 6/01-4/09 | | | | | | | | | | | | | | | | | | | | |
| 19-2129 | | | F | | | | | | | 42 | 82 | | | | | | 36 | | | |
| 1.6 16V (80 kW) Eng.NFU (TU5JP4) 7/00-4/09 | | | | | | | | | | | | | | | | | | | | |
| 19-2129 | | | F | | | | | | | 42 | 82 | | | | | | 36 | | | |
| 1.6 8V (66 kW) Eng.NFZ (TU5JP) 5/99-10/03 | | | | | | | | | | | | | | | | | | | | |
| 19-2165 | | | F | | | | | | | 37 | 72 | | | | | | 33 | | | |
| 19-2686 | | | R | | | | | | | 25 | 52 | | | | | | 37 | | | |

PEUGEOT

| METELLI ref | Spare Parts | | F/R | L/R | | | ABS | A | B | C | D | E | F | G | H | I | L | M | Fig | NOTE |
|--|-------------|--|-----|-----|--|--|-----|---|---|----|----|---|---|---|---|---|---|----|-----|------------|
| 1.6 BiFuel (80 kW) Eng.NFU (TU5JP4) 7/00-4/09 | | | | | | | | | | | | | | | | | | | | |
| 19-2129 | | | F | | | | | | | 42 | 82 | | | | | | | 36 | | |
| 1.6 HDi 110 (80 kW) Eng.9HY (DV6TED4), 9HZ (DV6TED4) 5/04-2/07 | | | | | | | | | | | | | | | | | | | | |
| 19-2129 | | | F | | | | | | | 42 | 82 | | | | | | | 36 | | |
| 1.6 i (65 kW) Eng.NFZ (TU5JP) 9/98-12/00 | | | | | | | | | | | | | | | | | | | | |
| 19-2165 | | | F | | | | | | | 37 | 72 | | | | | | | 33 | | |
| 19-2686 | | | R | | | | | | | 25 | 52 | | | | | | | 37 | | Brake drum |
| 1.9 D (51 kW) Eng.WJY (DW8B), WJZ (DW8) (09.98-.) 9/98-11/01 | | | | | | | | | | | | | | | | | | | | |
| 19-2165 | | | F | | | | | | | 37 | 72 | | | | | | | 33 | | |
| 19-2686 | | | R | | | | | | | 25 | 52 | | | | | | | 37 | | |
| 2.0 HDI 90 (66 kW) Eng.RHY (DW10TD) 12/99-9/09 | | | | | | | | | | | | | | | | | | | | |
| 19-2129 | | | F | | | | | | | 42 | 82 | | | | | | | 36 | | |
| 19-2686 | | | R | | | | | | | 25 | 52 | | | | | | | 37 | | |
| 2.0 RC (130 kW) Eng.RFK (EW10J4S) 7/03-12/07 | | | | | | | | | | | | | | | | | | | | |
| 19-2129 | | | F | | | | | | | 42 | 82 | | | | | | | 36 | | |
| 2.0 S16 (99 kW) Eng.RFR (EW10J4) 4/99-10/00 | | | | | | | | | | | | | | | | | | | | |
| 19-2129 | | | F | | | | | | | 42 | 82 | | | | | | | 36 | | |
| 2.0 S16 (100 kW) Eng.RFN (EW10J4) 6/99-12/07 | | | | | | | | | | | | | | | | | | | | |
| 19-2129 | | | F | | | | | | | 42 | 82 | | | | | | | 36 | | |
| 206 Sedan 3/07-1/70 | | | | | | | | | | | | | | | | | | | | |
| 1.4 (55 kW) Eng.KFV (TU3A), KFW (TU3JP) 3/07-1/70 | | | | | | | | | | | | | | | | | | | | |
| 19-2165 | | | F | | | | | | | 37 | 72 | | | | | | | 33 | | |
| 19-2686 | | | R | | | | | | | 25 | 52 | | | | | | | 37 | | |
| 1.4 HDi eco 70 (50 kW) Eng.8HZ (DV4TD) 9/08-1/70 | | | | | | | | | | | | | | | | | | | | |
| 19-2165 | | | F | | | | | | | 37 | 72 | | | | | | | 33 | | |
| 19-2686 | | | R | | | | | | | 25 | 52 | | | | | | | 37 | | |
| 1.6 16V (80 kW) Eng.NFU (TU5JP4) 3/07-1/70 | | | | | | | | | | | | | | | | | | | | |
| 19-2165 | | | F | | | | | | | 37 | 72 | | | | | | | 33 | | |

PEUGEOT

| METELLI ref | Spare Parts | | F/R | L/R | | | ABS | A | B | C | D | E | F | G | H | I | L | M | Fig | NOTE |
|---|-------------|--|-----|-----|--|--|-----|---|---|----|----|---|---|---|---|---|----|---|-----|------------|
| 19-2686 | | | R | | | | | | | 25 | 52 | | | | | | 37 | | | |
| 206 SW (2E/K) 7/02-1/70 | | | | | | | | | | | | | | | | | | | | |
| 1.1 (44 kW) Eng.HFX (TU1JP) 7/02-2/07 | | | | | | | | | | | | | | | | | | | | |
| 19-2165 | | | F | | | | | | | 37 | 72 | | | | | | 33 | | | |
| 19-2686 | | | R | | | | | | | 25 | 52 | | | | | | 37 | | | Brake drum |
| 1.4 (55 kW) Eng.KFV (TU3A), KFW (TU3JP) 7/02-2/07 | | | | | | | | | | | | | | | | | | | | |
| 19-2165 | | | F | | | | | | | 37 | 72 | | | | | | 33 | | | |
| 19-2686 | | | R | | | | | | | 25 | 52 | | | | | | 37 | | | Brake drum |
| 1.4 16V (65 kW) Eng.KFU (ET3J4) 10/03-1/70 | | | | | | | | | | | | | | | | | | | | |
| 19-2165 | | | F | | | | | | | 37 | 72 | | | | | | 33 | | | |
| 19-2686 | | | R | | | | | | | 25 | 52 | | | | | | 37 | | | Brake drum |
| 1.4 HDi (50 kW) Eng.8HX (DV4TD) 7/02-2/07 | | | | | | | | | | | | | | | | | | | | |
| 19-2165 | | | F | | | | | | | 37 | 72 | | | | | | 33 | | | |
| 19-2686 | | | R | | | | | | | 25 | 52 | | | | | | 37 | | | Brake drum |
| 1.4 LPG (55 kW) Eng.KFW (TU3JP) 7/02-2/07 | | | | | | | | | | | | | | | | | | | | |
| 19-2165 | | | F | | | | | | | 37 | 72 | | | | | | 33 | | | |
| 1.6 (81 kW) Eng.NFU (TU5JP4) 5/05-7/08 | | | | | | | | | | | | | | | | | | | | |
| 19-2129 | | | F | | | | | | | 42 | 82 | | | | | | 36 | | | |
| 1.6 16V (80 kW) Eng.NFU (TU5JP4) 7/02-1/70 | | | | | | | | | | | | | | | | | | | | |
| 19-2129 | | | F | | | | | | | 42 | 82 | | | | | | 36 | | | |
| 19-2686 | | | R | | | | | | | 25 | 52 | | | | | | 37 | | | Brake drum |
| 1.6 HDi 110 (80 kW) Eng.9HZ (DV6TED4) 5/04-1/70 | | | | | | | | | | | | | | | | | | | | |
| 19-2129 | | | F | | | | | | | 42 | 82 | | | | | | 36 | | | |
| 19-2686 | | | R | | | | | | | 25 | 52 | | | | | | 37 | | | Brake drum |
| 1.6 LPG (80 kW) Eng.NFU (TU5JP4) 7/02-2/07 | | | | | | | | | | | | | | | | | | | | |
| 19-2165 | | | F | | | | | | | 37 | 72 | | | | | | 33 | | | |
| 2.0 16V (100 kW) Eng.RFN (EW10J4) 7/02-2/07 | | | | | | | | | | | | | | | | | | | | |
| 19-2129 | | | F | | | | | | | 42 | 82 | | | | | | 36 | | | |

PEUGEOT

| METELLI ref | Spare Parts | | F/R | L/R | | | ABS | A | B | C | D | E | F | G | H | I | L | M | Fig | NOTE |
|---|-------------|--------|-----|-----|--|--|-----|---|---|----|----|---|---|---|---|---|----|---|-----|------------|
| 19-2686 | | | R | | | | | | | 25 | 52 | | | | | | 37 | | | Brake drum |
| 2.0 HDi (66 kW) Eng.RHY (DW10TD) 7/02-2/07 | | | | | | | | | | | | | | | | | | | | |
| 19-2129 | | | F | | | | | | | 42 | 82 | | | | | | 36 | | | |
| 19-2686 | | | R | | | | | | | 25 | 52 | | | | | | 37 | | | Brake drum |
| 206+ (2L_, 2M_) 1/09-1/70 | | | | | | | | | | | | | | | | | | | | |
| 1.1 (44 kW) Eng.HFX (TU1A) 1/09-6/13 | | | | | | | | | | | | | | | | | | | | |
| 19-2165 | | -06/10 | F | | | | | | | 37 | 72 | | | | | | 33 | | | |
| 19-2686 | | | R | | | | | | | 25 | 52 | | | | | | 37 | | | |
| 1.1 LPG (44 kW) Eng.HFX (TU1A), HFX (TU1JP) 4/09-6/13 | | | | | | | | | | | | | | | | | | | | |
| 19-2165 | | | F | | | | | | | 37 | 72 | | | | | | 33 | | | |
| 19-2686 | | | R | | | | | | | 25 | 52 | | | | | | 37 | | | |
| 1.4 HDi eco 70 (50 kW) Eng.8HR (DV4C), 8HZ (DV4TD) 1/09-6/13 | | | | | | | | | | | | | | | | | | | | |
| 19-2165 | | -06/10 | F | | | | | | | 37 | 72 | | | | | | 33 | | | |
| 19-2686 | | | R | | | | | | | 25 | 52 | | | | | | 37 | | | |
| 1.4 i (54 kW) Eng.KFT (TU3AE5) 9/10-6/13 | | | | | | | | | | | | | | | | | | | | |
| 19-2165 | | | F | | | | | | | 37 | 72 | | | | | | 33 | | | |
| 19-2686 | | | R | | | | | | | 25 | 52 | | | | | | 37 | | | |
| 1.4 i (55 kW) Eng.KFW (TU3A) 1/09-8/13 | | | | | | | | | | | | | | | | | | | | |
| 19-2165 | | -06/10 | F | | | | | | | 37 | 72 | | | | | | 33 | | | |
| 19-2686 | | | R | | | | | | | 25 | 52 | | | | | | 37 | | | |
| 207 (WA_, WC_) 2/06-1/70 | | | | | | | | | | | | | | | | | | | | |
| 1.4 (53 kW) Eng.KFV (TU3A) 2/06-10/13 | | | | | | | | | | | | | | | | | | | | |
| 19-2332 | | | F | | | | | | | 37 | 72 | | | | | | 33 | | | Eng. TU3A |
| 19-2907 | | | R | | | | | | | 30 | 62 | | | | | | 48 | | | |
| 1.4 (54 kW) Eng.KFT (TU3A), KFT (TU3AE5), KFV (TU3A) 4/06-10/13 | | | | | | | | | | | | | | | | | | | | |
| 19-2297 | | | F | | | | | | | 42 | 82 | | | | | | 36 | | | |
| 19-2907 | | | R | | | | | | | 30 | 62 | | | | | | 48 | | | |

PEUGEOT

| METELLI ref | Spare Parts | | F/R | L/R | | | ABS | A | B | C | D | E | F | G | H | I | L | M | Fig | NOTE |
|--|-------------|--|-----|-----|--|--|-----|---|---|----|----|---|---|---|---|---|---|---|-----|-------------------------|
| 1.4 (55 kW) Eng.KFV (TU3A), KFW (TU3A) 8/08-12/15 | | | | | | | | | | | | | | | | | | | | |
| 19-2332 | | | F | | | | | | | 37 | 72 | | | | | | | | 33 | |
| 19-2907 | | | R | | | | | | | 30 | 62 | | | | | | | | 48 | |
| 1.4 16V (65 kW) Eng.KFU (ET3J4) 2/06-10/13 | | | | | | | | | | | | | | | | | | | | |
| 19-2332 | | | F | | | | | | | 37 | 72 | | | | | | | | 33 | Eng. ET3J4 |
| 19-2907 | | | R | | | | | | | 30 | 62 | | | | | | | | 48 | |
| 1.4 16V (70 kW) Eng.8FS (EP3), EP3, EP3C 6/07-10/13 | | | | | | | | | | | | | | | | | | | | |
| 19-2297 | | | F | | | | | | | 42 | 82 | | | | | | | | 36 | Eng. EP3 +sporting kit |
| 19-2332 | | | F | | | | | | | 37 | 72 | | | | | | | | 33 | Eng. EP3 -Pack Sportivo |
| 19-2907 | | | R | | | | | | | 30 | 62 | | | | | | | | 48 | |
| 1.4 16V (72 kW) Eng.8FR (EP3) 10/09-12/12 | | | | | | | | | | | | | | | | | | | | |
| 19-2297 | | | F | | | | | | | 42 | 82 | | | | | | | | 36 | |
| 19-2332 | | | F | | | | | | | 37 | 72 | | | | | | | | 33 | |
| 19-2907 | | | R | | | | | | | 30 | 62 | | | | | | | | 48 | |
| 1.4 BiFuel (54 kW) Eng.KFV (TU3A) 8/07-12/13 | | | | | | | | | | | | | | | | | | | | |
| 19-2297 | | | F | | | | | | | 42 | 82 | | | | | | | | 36 | |
| 19-2907 | | | R | | | | | | | 30 | 62 | | | | | | | | 48 | |
| 1.4 HDi (50 kW) Eng.8HR (DV4C), 8HZ (DV4TD) 2/06-12/15 | | | | | | | | | | | | | | | | | | | | |
| 19-2297 | | | F | | | | | | | 42 | 82 | | | | | | | | 36 | |
| 19-2332 | | | F | | | | | | | 37 | 72 | | | | | | | | 33 | |
| 19-2907 | | | R | | | | | | | 30 | 62 | | | | | | | | 48 | |
| 1.4 HDi (52 kW) Eng.8HZ (DV4TD) 2/11-12/15 | | | | | | | | | | | | | | | | | | | | |
| 19-2297 | | | F | | | | | | | 42 | 82 | | | | | | | | 36 | |
| 19-2332 | | | F | | | | | | | 37 | 72 | | | | | | | | 33 | |
| 19-2907 | | | R | | | | | | | 30 | 62 | | | | | | | | 48 | |
| 1.6 (81 kW) Eng.N6A (TU5JP4) 8/08-12/13 | | | | | | | | | | | | | | | | | | | | |
| 19-2297 | | | F | | | | | | | 42 | 82 | | | | | | | | 36 | |
| 19-2907 | | | R | | | | | | | 30 | 62 | | | | | | | | 48 | |

PEUGEOT

| METELLI ref | Spare Parts | F/R | L/R | ABS | A | B | C | D | E | F | G | H | I | L | M | Fig | NOTE |
|---|-------------|-----|-----|-----|---|---|---|----|----|---|---|---|---|---|---|-----|------|
| 207 CC (WD_) 2/07-1/70 | | | | | | | | | | | | | | | | | |
| 1.6 16V (88 kW) Eng.5FS (EP6C), 5FW (EP6), EP6 2/07-10/13 | | | | | | | | | | | | | | | | | |
| 19-2297 | | F | | | | | | 42 | 82 | | | | | | | 36 | |
| 19-2907 | | R | | | | | | 30 | 62 | | | | | | | 48 | |
| 1.6 16V Turbo (110 kW) Eng.5FX (EP6DT) 2/07-12/12 | | | | | | | | | | | | | | | | | |
| 19-2297 | | F | | | | | | 42 | 82 | | | | | | | 36 | |
| 19-2907 | | R | | | | | | 30 | 62 | | | | | | | 48 | |
| 1.6 16V Turbo (115 kW) Eng.5FR (EP6DT), 5FV (EP6CDT) 10/09-12/13 | | | | | | | | | | | | | | | | | |
| 19-2297 | | F | | | | | | 42 | 82 | | | | | | | 36 | |
| 19-2907 | | R | | | | | | 30 | 62 | | | | | | | 48 | |
| 1.6 HDi (80 kW) Eng.9HZ (DV6TED4) 2/07-1/15 | | | | | | | | | | | | | | | | | |
| 19-2297 | | F | | | | | | 42 | 82 | | | | | | | 36 | |
| 19-2907 | | R | | | | | | 30 | 62 | | | | | | | 48 | |
| 1.6 HDi (82 kW) Eng.9HR (DV6C) 8/09-10/13 | | | | | | | | | | | | | | | | | |
| 19-2297 | | F | | | | | | 42 | 82 | | | | | | | 36 | |
| 19-2907 | | R | | | | | | 30 | 62 | | | | | | | 48 | |
| 207 Sedan 12/07-1/70 | | | | | | | | | | | | | | | | | |
| 1.4 (54 kW) Eng.KFT (TU3A), Kfv (TU3A) 12/07-12/12 | | | | | | | | | | | | | | | | | |
| 19-2332 | | F | | | | | | 37 | 72 | | | | | | | 33 | |
| 19-2907 | | R | | | | | | 30 | 62 | | | | | | | 48 | |
| 1.4 Flex (60 kW) Eng.KFW (TU3JP) 11/08-12/14 | | | | | | | | | | | | | | | | | |
| 19-2332 | | F | | | | | | 37 | 72 | | | | | | | 33 | |
| 19-2907 | | R | | | | | | 30 | 62 | | | | | | | 48 | |
| 1.6 Bioflex (83 kW) Eng.N6A (TU5JP4) 1/08-12/13 | | | | | | | | | | | | | | | | | |
| 19-2297 | | F | | | | | | 42 | 82 | | | | | | | 36 | |

PEUGEOT

| METELLI ref | Spare Parts | | F/R | L/R | | ABS | A | B | C | D | E | F | G | H | I | L | M | Fig | NOTE |
|---|-------------|--|-----|-----|--|-----|---|---|----|----|---|---|---|---|---|----|---|-----|-------------------------|
| 19-2907 | | | R | | | | | | 30 | 62 | | | | | | 48 | | | |
| 207 SW (WK_) 2/07-1/70 | | | | | | | | | | | | | | | | | | | |
| 1.4 (54 kW) Eng.KFT (TU3A), KFT (TU3AE5), KFV (TU3A) 6/07-12/12 | | | | | | | | | | | | | | | | | | | |
| 19-2332 | | | F | | | | | | 37 | 72 | | | | | | 33 | | | Eng. TU3A |
| 19-2907 | | | R | | | | | | 30 | 62 | | | | | | 48 | | | |
| 1.4 16V (70 kW) Eng.8FP (EP3C), 8FS (EP3) 6/07-10/13 | | | | | | | | | | | | | | | | | | | |
| 19-2297 | | | F | | | | | | 42 | 82 | | | | | | 36 | | | Eng. EP3 +sporting kit |
| 19-2332 | | | F | | | | | | 37 | 72 | | | | | | 33 | | | Eng. EP3 -Pack Sportivo |
| 19-2907 | | | R | | | | | | 30 | 62 | | | | | | 48 | | | |
| 1.4 16V (72 kW) Eng.8FR (EP3) 11/09-12/12 | | | | | | | | | | | | | | | | | | | |
| 19-2297 | | | F | | | | | | 42 | 82 | | | | | | 36 | | | |
| 19-2907 | | | R | | | | | | 30 | 62 | | | | | | 48 | | | |
| 1.4 LPG (54 kW) Eng.KFV (TU3A) 8/07-12/12 | | | | | | | | | | | | | | | | | | | |
| 19-2297 | | | F | | | | | | 42 | 82 | | | | | | 36 | | | |
| 19-2907 | | | R | | | | | | 30 | 62 | | | | | | 48 | | | |
| 1.6 16V (88 kW) Eng.5FS (EP6C), 5FW (EP6), EP6 6/07-10/13 | | | | | | | | | | | | | | | | | | | |
| 19-2297 | | | F | | | | | | 42 | 82 | | | | | | 36 | | | |
| 19-2907 | | | R | | | | | | 30 | 62 | | | | | | 48 | | | |
| 1.6 16V RC (128 kW) Eng.5FY (EP6DTS) 2/07-12/12 | | | | | | | | | | | | | | | | | | | |
| 19-2297 | | | F | | | | | | 42 | 82 | | | | | | 36 | | | |
| 19-2907 | | | R | | | | | | 30 | 62 | | | | | | 48 | | | |
| 1.6 16V Turbo (110 kW) Eng.5FX (EP6DT) 2/07-12/12 | | | | | | | | | | | | | | | | | | | |
| 19-2297 | | | F | | | | | | 42 | 82 | | | | | | 36 | | | |
| 19-2907 | | | R | | | | | | 30 | 62 | | | | | | 48 | | | |
| 1.6 HDi (66 kW) Eng.9HV (DV6TED4), 9HX (DV6ATED4) 6/07-12/12 | | | | | | | | | | | | | | | | | | | |
| 19-2297 | | | F | | | | | | 42 | 82 | | | | | | 36 | | | |
| 19-2907 | | | R | | | | | | 30 | 62 | | | | | | 48 | | | |

PEUGEOT

| METELLI ref | Spare Parts | | F/R | L/R | | | ABS | A | B | C | D | E | F | G | H | I | L | M | Fig | NOTE |
|---|-------------|--|-----|-----|--|--|-----|---|---|----|----|---|---|---|---|---|---|----|-----|------------|
| 1.6 HDi (68 kW) Eng.9HP (DV6DTE) 11/09-12/13 | | | | | | | | | | | | | | | | | | | | |
| 19-2297 | | | F | | | | | | | 42 | 82 | | | | | | | 36 | | |
| 19-2907 | | | R | | | | | | | 30 | 62 | | | | | | | 48 | | |
| 1.6 HDi (80 kW) Eng.9HZ (DV6TED4) 6/07-12/12 | | | | | | | | | | | | | | | | | | | | |
| 19-2297 | | | F | | | | | | | 42 | 82 | | | | | | | 36 | | |
| 19-2907 | | | R | | | | | | | 30 | 62 | | | | | | | 48 | | |
| 1.6 HDi (82 kW) Eng.9HR (DV6C) 8/09-10/13 | | | | | | | | | | | | | | | | | | | | |
| 19-2297 | | | F | | | | | | | 42 | 82 | | | | | | | 36 | | |
| 19-2907 | | | R | | | | | | | 30 | 62 | | | | | | | 48 | | |
| 208 I (CA_, CC_) 3/12-1/70 | | | | | | | | | | | | | | | | | | | | |
| 1.0 (50 kW) Eng.ZMZ (EB0) 3/12-1/70 | | | | | | | | | | | | | | | | | | | | |
| 19-2297 | | | F | | | | | | | 42 | 82 | | | | | | | 36 | | |
| 19-2332 | | | F | | | | | | | 37 | 72 | | | | | | | 33 | | |
| 19-2907 | | | R | | | | | | | 30 | 62 | | | | | | | 48 | | Brake disc |
| 19-8109 | | | R | | | | | | | 25 | 52 | | | | | | | 42 | | Brake drum |
| 1.2 (50 kW) Eng.HMM (EB2FAD), HMP (EB2FB) 8/16-1/70 | | | | | | | | | | | | | | | | | | | | |
| 19-2297 | | | F | | | | | | | 42 | 82 | | | | | | | 36 | | |
| 19-2332 | | | F | | | | | | | 37 | 72 | | | | | | | 33 | | |
| 19-2907 | | | R | | | | | | | 30 | 62 | | | | | | | 48 | | Brake disc |
| 19-8109 | | | R | | | | | | | 25 | 52 | | | | | | | 42 | | Brake drum |
| 1.2 (60 kW) Eng.HMZ (EB2), HMZ (EB2F) 3/12-1/70 | | | | | | | | | | | | | | | | | | | | |
| 19-2297 | | | F | | | | | | | 42 | 82 | | | | | | | 36 | | |
| 19-2332 | | | F | | | | | | | 37 | 72 | | | | | | | 33 | | |
| 19-2907 | | | R | | | | | | | 30 | 62 | | | | | | | 48 | | Brake disc |
| 19-8109 | | | R | | | | | | | 25 | 52 | | | | | | | 42 | | Brake drum |
| 1.2 GPL (60 kW) Eng.HMX (EB2), HMZ (EB2F) 6/15-1/70 | | | | | | | | | | | | | | | | | | | | |
| 19-2297 | | | F | | | | | | | 42 | 82 | | | | | | | 36 | | |
| 19-2332 | | | F | | | | | | | 37 | 72 | | | | | | | 33 | | |

PEUGEOT

| METELLI ref | Spare Parts | | F/R | L/R | | ABS | A | B | C | D | E | F | G | H | I | L | M | Fig | NOTE |
|---|-------------|--|-----|-----|--|-----|---|---|----|----|---|---|---|---|---|----|---|-----|-----------------|
| 19-2907 | | | R | | | | | | 30 | 62 | | | | | | 48 | | | Rear Disc Brake |
| 19-8109 | | | R | | | | | | 25 | 52 | | | | | | 42 | | | Rear Drum Brake |
| 1.2 PureTech 82 (61 kW) Eng.HMR (EB2FA), HMZ (EB2F) 3/18-1/70 | | | | | | | | | | | | | | | | | | | |
| 19-2297 | | | F | | | | | | 42 | 82 | | | | | | 36 | | | |
| 19-2332 | | | F | | | | | | 37 | 72 | | | | | | 33 | | | |
| 19-2907 | | | R | | | | | | 30 | 62 | | | | | | 48 | | | Brake disc |
| 19-8109 | | | R | | | | | | 25 | 52 | | | | | | 42 | | | Brake drum |
| 1.2 THP (81 kW) Eng.HNP (EB2ADT), HNV (EB2DTM), HNZ (EB2DT) 1/13-1/70 | | | | | | | | | | | | | | | | | | | |
| 19-2297 | | | F | | | | | | 42 | 82 | | | | | | 36 | | | |
| 19-2332 | | | F | | | | | | 37 | 72 | | | | | | 33 | | | |
| 19-2907 | | | R | | | | | | 30 | 62 | | | | | | 48 | | | Brake disc |
| 19-8109 | | | R | | | | | | 25 | 52 | | | | | | 42 | | | Brake drum |
| 1.4 GPL (70 kW) Eng.EP3C 10/13-1/70 | | | | | | | | | | | | | | | | | | | |
| 19-2297 | | | F | | | | | | 42 | 82 | | | | | | 36 | | | |
| 19-2332 | | | F | | | | | | 37 | 72 | | | | | | 33 | | | |
| 19-2907 | | | R | | | | | | 30 | 62 | | | | | | 48 | | | Rear Disc Brake |
| 19-8109 | | | R | | | | | | 25 | 52 | | | | | | 42 | | | Rear Drum Brake |
| 1.4 HDi (50 kW) Eng.8HP (DV4C), 8HR (DV4C) 3/12-1/70 | | | | | | | | | | | | | | | | | | | |
| 19-2297 | | | F | | | | | | 42 | 82 | | | | | | 36 | | | |
| 19-2332 | | | F | | | | | | 37 | 72 | | | | | | 33 | | | |
| 19-2907 | | | R | | | | | | 30 | 62 | | | | | | 48 | | | Brake disc |
| 19-8109 | | | R | | | | | | 25 | 52 | | | | | | 42 | | | Brake drum |
| 1.4 VTi (70 kW) Eng.8FS (EP3), EP3C 3/12-1/70 | | | | | | | | | | | | | | | | | | | |
| 19-2297 | | | F | | | | | | 42 | 82 | | | | | | 36 | | | |
| 19-2332 | | | F | | | | | | 37 | 72 | | | | | | 33 | | | |
| 19-2907 | | | R | | | | | | 30 | 62 | | | | | | 48 | | | Brake disc |
| 19-8109 | | | R | | | | | | 25 | 52 | | | | | | 42 | | | Brake drum |
| 1.5 BlueHDI 100 (75 kW) Eng.YHY (DV5RD) 5/18-1/70 | | | | | | | | | | | | | | | | | | | |
| 19-2297 | | | F | | | | | | 42 | 82 | | | | | | 36 | | | |

PEUGEOT

| METELLI ref | Spare Parts | | F/R | L/R | | | ABS | A | B | C | D | E | F | G | H | I | L | M | Fig | NOTE |
|---|-------------|--|-----|-----|--|--|-----|---|---|----|----|---|---|---|---|---|----|---|-----|-----------------|
| 19-2332 | | | F | | | | | | | 37 | 72 | | | | | | 33 | | | |
| 19-2907 | | | R | | | | | | | 30 | 62 | | | | | | 48 | | | Brake disc |
| 19-8109 | | | R | | | | | | | 25 | 52 | | | | | | 42 | | | Brake drum |
| 1.6 (85 kW) Eng.EC5F 6/13-1/70 | | | | | | | | | | | | | | | | | | | | |
| 19-2297 | | | F | | | | | | | 42 | 82 | | | | | | 36 | | | |
| 19-2332 | | | F | | | | | | | 37 | 72 | | | | | | 33 | | | |
| 19-2907 | | | R | | | | | | | 30 | 62 | | | | | | 48 | | | Rear Disc Brake |
| 19-8109 | | | R | | | | | | | 25 | 52 | | | | | | 42 | | | Rear Drum Brake |
| 1.6 (88 kW) Eng.5FS (EP6C) 3/12-1/70 | | | | | | | | | | | | | | | | | | | | |
| 19-2297 | | | F | | | | | | | 42 | 82 | | | | | | 36 | | | |
| 19-2332 | | | F | | | | | | | 37 | 72 | | | | | | 33 | | | |
| 19-2907 | | | R | | | | | | | 30 | 62 | | | | | | 48 | | | Brake disc |
| 19-8109 | | | R | | | | | | | 25 | 52 | | | | | | 42 | | | Brake drum |
| 1.6 (89 kW) Eng.5FS (EP6C) 9/16-1/70 | | | | | | | | | | | | | | | | | | | | |
| 19-2297 | | | F | | | | | | | 42 | 82 | | | | | | 36 | | | |
| 19-2332 | | | F | | | | | | | 37 | 72 | | | | | | 33 | | | |
| 19-2907 | | | R | | | | | | | 30 | 62 | | | | | | 48 | | | Rear Disc Brake |
| 19-8109 | | | R | | | | | | | 25 | 52 | | | | | | 42 | | | Rear Drum Brake |
| 1.6 (115 kW) Eng.5FV (EP6CDT) 3/12-1/70 | | | | | | | | | | | | | | | | | | | | |
| 19-2297 | | | F | | | | | | | 42 | 82 | | | | | | 36 | | | |
| 19-2332 | | | F | | | | | | | 37 | 72 | | | | | | 33 | | | |
| 19-2907 | | | R | | | | | | | 30 | 62 | | | | | | 48 | | | Brake disc |
| 19-8109 | | | R | | | | | | | 25 | 52 | | | | | | 42 | | | Brake drum |
| 1.6 BlueHDi 100 (73 kW) Eng.BHY (DV6FD) 1/15-1/70 | | | | | | | | | | | | | | | | | | | | |
| 19-2297 | | | F | | | | | | | 42 | 82 | | | | | | 36 | | | |
| 19-2332 | | | F | | | | | | | 37 | 72 | | | | | | 33 | | | |
| 19-2907 | | | R | | | | | | | 30 | 62 | | | | | | 48 | | | Brake disc |
| 19-8109 | | | R | | | | | | | 25 | 52 | | | | | | 42 | | | Brake drum |

PEUGEOT

| METELLI ref | Spare Parts | | F/R | L/R | | | ABS | A | B | C | D | E | F | G | H | I | L | M | Fig | NOTE |
|---|-------------|--|-----|-----|--|--|-----|---|---|----|----|---|---|---|---|---|---|---|-----|-----------------|
| 1.6 BlueHDi 120 (88 kW) Eng.BHZ (DV6FC) 11/13-1/70 | | | | | | | | | | | | | | | | | | | | |
| 19-2297 | | | F | | | | | | | 42 | 82 | | | | | | | | 36 | |
| 19-2332 | | | F | | | | | | | 37 | 72 | | | | | | | | 33 | |
| 19-2907 | | | R | | | | | | | 30 | 62 | | | | | | | | 48 | Rear Disc Brake |
| 19-8109 | | | R | | | | | | | 25 | 52 | | | | | | | | 42 | Rear Drum Brake |
| 1.6 e-HDi (82 kW) Eng.9HR (DV6C) 7/15-1/70 | | | | | | | | | | | | | | | | | | | | |
| 19-2297 | | | F | | | | | | | 42 | 82 | | | | | | | | 36 | |
| 19-2332 | | | F | | | | | | | 37 | 72 | | | | | | | | 33 | |
| 19-2907 | | | R | | | | | | | 30 | 62 | | | | | | | | 48 | Rear Disc Brake |
| 19-8109 | | | R | | | | | | | 25 | 52 | | | | | | | | 42 | Rear Drum Brake |
| 1.6 GTi (147 kW) Eng.5FU (EP6CDTX) 8/12-1/70 | | | | | | | | | | | | | | | | | | | | |
| 19-2297 | | | F | | | | | | | 42 | 82 | | | | | | | | 36 | |
| 19-2332 | | | F | | | | | | | 37 | 72 | | | | | | | | 33 | |
| 19-2907 | | | R | | | | | | | 30 | 62 | | | | | | | | 48 | Brake disc |
| 19-8109 | | | R | | | | | | | 25 | 52 | | | | | | | | 42 | Brake drum |
| 1.6 GTi (153 kW) Eng.5GR (EP6FDTX) 10/14-1/70 | | | | | | | | | | | | | | | | | | | | |
| 19-2297 | | | F | | | | | | | 42 | 82 | | | | | | | | 36 | |
| 19-2332 | | | F | | | | | | | 37 | 72 | | | | | | | | 33 | |
| 19-2907 | | | R | | | | | | | 30 | 62 | | | | | | | | 48 | Rear Disc Brake |
| 19-8109 | | | R | | | | | | | 25 | 52 | | | | | | | | 42 | Rear Drum Brake |
| 1.6 HDi (68 kW) Eng.9HJ (DV6DTE DM), 9HP (DV6DTE D) 3/12-1/70 | | | | | | | | | | | | | | | | | | | | |
| 19-2297 | | | F | | | | | | | 42 | 82 | | | | | | | | 36 | |
| 19-2332 | | | F | | | | | | | 37 | 72 | | | | | | | | 33 | |
| 19-2907 | | | R | | | | | | | 30 | 62 | | | | | | | | 48 | Brake disc |
| 19-8109 | | | R | | | | | | | 25 | 52 | | | | | | | | 42 | Brake drum |
| 1.6 HDi (69 kW) Eng.9HP (DV6DTE D) 9/16-1/70 | | | | | | | | | | | | | | | | | | | | |
| 19-2297 | | | F | | | | | | | 42 | 82 | | | | | | | | 36 | |
| 19-2332 | | | F | | | | | | | 37 | 72 | | | | | | | | 33 | |
| 19-2907 | | | R | | | | | | | 30 | 62 | | | | | | | | 48 | Rear Disc Brake |

PEUGEOT

| METELLI ref | Spare Parts | | F/R | L/R | | | ABS | A | B | C | D | E | F | G | H | I | L | M | Fig | NOTE |
|--|-------------|--|-----|-----|--|--|-----|---|---|----|----|---|---|---|---|---|----|---|-----|-----------------|
| 19-8109 | | | R | | | | | | | 25 | 52 | | | | | | 42 | | | Rear Drum Brake |
| 1.6 HDi (84 kW) Eng.9HD (DV6C) 3/12-1/70 | | | | | | | | | | | | | | | | | | | | |
| 19-2297 | | | F | | | | | | | 42 | 82 | | | | | | 36 | | | |
| 19-2332 | | | F | | | | | | | 37 | 72 | | | | | | 33 | | | |
| 19-2907 | | | R | | | | | | | 30 | 62 | | | | | | 48 | | | Brake disc |
| 19-8109 | | | R | | | | | | | 25 | 52 | | | | | | 42 | | | Brake drum |
| 1.6 HDi (85 kW) Eng.BHX (DV6FC) 4/14-1/70 | | | | | | | | | | | | | | | | | | | | |
| 19-2297 | | | F | | | | | | | 42 | 82 | | | | | | 36 | | | |
| 19-2332 | | | F | | | | | | | 37 | 72 | | | | | | 33 | | | |
| 19-2907 | | | R | | | | | | | 30 | 62 | | | | | | 48 | | | Rear Disc Brake |
| 19-8109 | | | R | | | | | | | 25 | 52 | | | | | | 42 | | | Rear Drum Brake |
| 1.6 HDi / BlueHDi 75 (55 kW) Eng.9HK (DV6ETEDM), BHW (DV6FE) 1/13-1/70 | | | | | | | | | | | | | | | | | | | | |
| 19-2297 | | | F | | | | | | | 42 | 82 | | | | | | 36 | | | |
| 19-2332 | | | F | | | | | | | 37 | 72 | | | | | | 33 | | | |
| 19-2907 | | | R | | | | | | | 30 | 62 | | | | | | 48 | | | Brake disc |
| 19-8109 | | | R | | | | | | | 25 | 52 | | | | | | 42 | | | Brake drum |
| 1.6 THP 165 (121 kW) Eng.5GZ (EP6FDT) 3/15-1/70 | | | | | | | | | | | | | | | | | | | | |
| 19-2297 | | | F | | | | | | | 42 | 82 | | | | | | 36 | | | |
| 19-2332 | | | F | | | | | | | 37 | 72 | | | | | | 33 | | | |
| 19-2907 | | | R | | | | | | | 30 | 62 | | | | | | 48 | | | Rear Disc Brake |
| 19-8109 | | | R | | | | | | | 25 | 52 | | | | | | 42 | | | Rear Drum Brake |
| 3008 MPV / Space wagon (0U_) 6/09-1/70 | | | | | | | | | | | | | | | | | | | | |
| 1.2 (96 kW) Eng.HNY (EB2DTS) 1/15-8/16 | | | | | | | | | | | | | | | | | | | | |
| 19-2297 | | | F | | | | | | | 42 | 82 | | | | | | 36 | | | |
| 1.6 BlueHDi 120 (88 kW) Eng.BHZ (DV6FC) 5/14-8/16 | | | | | | | | | | | | | | | | | | | | |
| 19-2297 | | | F | | | | | | | 42 | 82 | | | | | | 36 | | | |
| 1.6 HDi (80 kW) Eng.9HZ (DV6TED4) 6/09-8/16 | | | | | | | | | | | | | | | | | | | | |
| 19-2297 | | | F | | | | | | | 42 | 82 | | | | | | 36 | | | |

PEUGEOT

| METELLI ref | Spare Parts | | F/R | L/R | | | ABS | A | B | C | D | E | F | G | H | I | L | M | Fig | NOTE |
|---|-------------|--|-----|-----|--|--|-----|---|---|----|----|---|---|---|---|---|----|---|-----|------|
| 19-2776 | | | R | | | | | | | 30 | 62 | | | | | | 51 | | | |
| 1.6 HDi (82 kW) Eng.9HR (DV6C) 12/09-8/16 | | | | | | | | | | | | | | | | | | | | |
| 19-2297 | | | F | | | | | | | 42 | 82 | | | | | | 36 | | | |
| 19-2776 | | | R | | | | | | | 30 | 62 | | | | | | 51 | | | |
| 1.6 HDi (84 kW) Eng.9HD (DV6CTED) 3/13-8/16 | | | | | | | | | | | | | | | | | | | | |
| 19-2297 | | | F | | | | | | | 42 | 82 | | | | | | 36 | | | |
| 19-2776 | | | R | | | | | | | 30 | 62 | | | | | | 51 | | | |
| 1.6 HDi 115 / BlueHDi 115 (85 kW) Eng.9HC (DV6C), BHX (DV6FC) 2/13-8/16 | | | | | | | | | | | | | | | | | | | | |
| 19-2297 | | | F | | | | | | | 42 | 82 | | | | | | 36 | | | |
| 1.6 THP (110 kW) Eng.5FE (EP6CDTM), 5FE (EP6CTMD), 5FX (EP6DT) 6/09-8/16 | | | | | | | | | | | | | | | | | | | | |
| 19-2297 | | | F | | | | | | | 42 | 82 | | | | | | 36 | | | |
| 19-2776 | | | R | | | | | | | 30 | 62 | | | | | | 51 | | | |
| 1.6 THP (115 kW) Eng.5FV (EP6CDT) 6/09-8/16 | | | | | | | | | | | | | | | | | | | | |
| 19-2297 | | | F | | | | | | | 42 | 82 | | | | | | 36 | | | |
| 19-2776 | | | R | | | | | | | 30 | 62 | | | | | | 51 | | | |
| 1.6 Turbo (121 kW) Eng.5GZ (EP6FDT) 5/14-8/16 | | | | | | | | | | | | | | | | | | | | |
| 19-2297 | | | F | | | | | | | 42 | 82 | | | | | | 36 | | | |
| 1.6 VTi (88 kW) Eng.5FS (EP6C), 5FW (EP6), EP6 6/09-8/16 | | | | | | | | | | | | | | | | | | | | |
| 19-2297 | | | F | | | | | | | 42 | 82 | | | | | | 36 | | | |
| 19-2776 | | | R | | | | | | | 30 | 62 | | | | | | 51 | | | |
| 2.0 HDi (100 kW) Eng.RHD (DW10CB) 9/11-8/16 | | | | | | | | | | | | | | | | | | | | |
| 19-2297 | | | F | | | | | | | 42 | 82 | | | | | | 36 | | | |
| 19-2776 | | | R | | | | | | | 30 | 62 | | | | | | 51 | | | |
| 2.0 HDi (120 kW) Eng.RHH (DW10CTED4) 6/09-8/16 | | | | | | | | | | | | | | | | | | | | |
| 19-2297 | | | F | | | | | | | 42 | 82 | | | | | | 36 | | | |
| 19-2776 | | | R | | | | | | | 30 | 62 | | | | | | 51 | | | |
| 2.0 HDi 150 / BlueHDi 150 (110 kW) Eng.AHX (DW10FD), RHE (DW10CTED4) 6/09-8/16 | | | | | | | | | | | | | | | | | | | | |
| 19-2297 | | | F | | | | | | | 42 | 82 | | | | | | 36 | | | |
| 19-2776 | | | R | | | | | | | 30 | 62 | | | | | | 51 | | | |

PEUGEOT

| METELLI ref | Spare Parts | | F/R | L/R | | | ABS | A | B | C | D | E | F | G | H | I | L | M | Fig | NOTE |
|--|-------------|--|-----|-----|--|--|-----|---|---|----|----|-----|---|---|---|---|---|---|-----|-------------------|
| 2.0 HDi Hybrid4 (120 kW) Eng.RHC (DW10CTED4) 2/11-8/16 | | | | | | | | | | | | | | | | | | | | |
| 19-2297 | | | F | | | | | | | 42 | 82 | | | | | | | | 36 | |
| 19-2753 | | | R | | | | | | | 45 | 83 | | | | | | | | 44 | |
| 2.0 HDi Hybrid4 (147 kW) Eng.RHC (DW10CTED4) 2/11-8/16 | | | | | | | | | | | | | | | | | | | | |
| 19-2297 | | | F | | | | | | | 42 | 82 | | | | | | | | 36 | |
| 19-2753 | | | R | | | | | | | 45 | 83 | | | | | | | | 44 | |
| 3008 SUV (M_) 5/16-1/70 | | | | | | | | | | | | | | | | | | | | |
| 1.2 (96 kW) Eng.HNS (EB2ADTS), HNY (EB2DTS) 5/16-1/70 | | | | | | | | | | | | | | | | | | | | |
| 19-8141 | | | R | | | | | | | 65 | | 130 | | | | | | | 113 | Eng. EP / DV / EB |
| 19-8155 | | | F | | | | | | | 42 | 80 | | | | | | | | 44 | |
| 1.5 BlueHDi 130 (96 kW) Eng.YHZ (DV5RC) 2/18-1/70 | | | | | | | | | | | | | | | | | | | | |
| 19-8155 | | | F | | | | | | | 42 | 80 | | | | | | | | 44 | |
| 1.6 BlueHDi 100 (73 kW) Eng.BHY (DV6FD) 11/16-1/70 | | | | | | | | | | | | | | | | | | | | |
| 19-8141 | | | R | | | | | | | 65 | | 130 | | | | | | | 113 | Eng. EP / DV / EB |
| 19-8155 | | | F | | | | | | | 42 | 80 | | | | | | | | 44 | |
| 1.6 BlueHDi 115 (85 kW) Eng.BHX (DV6FC) 11/16-12/19 | | | | | | | | | | | | | | | | | | | | |
| 19-8141 | | | R | | | | | | | 65 | | 130 | | | | | | | 113 | Eng. EP / DV / EB |
| 19-8155 | | | F | | | | | | | 42 | 80 | | | | | | | | 44 | |
| 1.6 BlueHDi 120 (88 kW) Eng.BHZ (DV6FC) 5/16-1/70 | | | | | | | | | | | | | | | | | | | | |
| 19-8141 | | | R | | | | | | | 65 | | 130 | | | | | | | 113 | Eng. EP / DV / EB |
| 19-8155 | | | F | | | | | | | 42 | 80 | | | | | | | | 44 | |
| 1.6 PureTech 180 (133 kW) Eng.5GF (EP6FADTXD) 7/18-1/70 | | | | | | | | | | | | | | | | | | | | |
| 19-8141 | | | R | | | | | | | 65 | | 130 | | | | | | | 113 | |
| 19-8155 | | | F | | | | | | | 42 | 80 | | | | | | | | 44 | |
| 1.6 THP 165 (121 kW) Eng.5GY (EP6FDTM) (11.17-), 5GZ (EP6FDT) 5/16-1/70 | | | | | | | | | | | | | | | | | | | | |
| 19-8141 | | | R | | | | | | | 65 | | 130 | | | | | | | 113 | Eng. EP / DV / EB |
| 19-8155 | | | F | | | | | | | 42 | 80 | | | | | | | | 44 | |

PEUGEOT

| METELLI ref | Spare Parts | | F/R | L/R | | | ABS | A | B | C | D | E | F | G | H | I | L | M | Fig | NOTE |
|---|-------------|--|-----|-----|--|--|-----|---|---|----|----|---|---|---|---|---|---|---|-----|-----------------|
| 19-2907 | | | R | | | | | | | 30 | 62 | | | | | | | | 48 | Rear Disc Brake |
| 19-8109 | | | R | | | | | | | 25 | 52 | | | | | | | | 42 | Rear Drum Brake |
| 1.2 VTi 72 (53 kW) Eng.HMY (EB2M) 11/12-1/70 | | | | | | | | | | | | | | | | | | | | |
| 19-2332 | | | F | | | | | | | 37 | 72 | | | | | | | | 33 | |
| 19-2907 | | | R | | | | | | | 30 | 62 | | | | | | | | 48 | Rear Disc Brake |
| 19-8109 | | | R | | | | | | | 25 | 52 | | | | | | | | 42 | Rear Drum Brake |
| 1.2 VTi 82 (60 kW) Eng.HMZ (EB2F) 12/14-1/70 | | | | | | | | | | | | | | | | | | | | |
| 19-2332 | | | F | | | | | | | 37 | 72 | | | | | | | | 33 | |
| 19-2907 | | | R | | | | | | | 30 | 62 | | | | | | | | 48 | Rear Disc Brake |
| 19-8109 | | | R | | | | | | | 25 | 52 | | | | | | | | 42 | Rear Drum Brake |
| 1.5 (75 kW) Eng.YHY (DV5RD) 5/18-1/70 | | | | | | | | | | | | | | | | | | | | |
| 19-2297 | | | F | | | | | | | 42 | 82 | | | | | | | | 36 | |
| 19-2332 | | | F | | | | | | | 37 | 72 | | | | | | | | 33 | |
| 19-2907 | | | R | | | | | | | 30 | 62 | | | | | | | | 48 | Rear Disc Brake |
| 19-8109 | | | R | | | | | | | 25 | 52 | | | | | | | | 42 | Rear Drum Brake |
| 1.6 BlueHDi 100 (73 kW) Eng.BHY (DV6FD) 4/14-1/70 | | | | | | | | | | | | | | | | | | | | |
| 19-2332 | | | F | | | | | | | 37 | 72 | | | | | | | | 33 | |
| 19-2907 | | | R | | | | | | | 30 | 62 | | | | | | | | 48 | Rear Disc Brake |
| 19-8109 | | | R | | | | | | | 25 | 52 | | | | | | | | 42 | Rear Drum Brake |
| 1.6 HDi 90 (68 kW) Eng.9HF (DV6DTED), 9HJ (DV6DTEDM) 11/12-1/70 | | | | | | | | | | | | | | | | | | | | |
| 19-2332 | | | F | | | | | | | 37 | 72 | | | | | | | | 33 | |
| 19-2907 | | | R | | | | | | | 30 | 62 | | | | | | | | 48 | Rear Disc Brake |
| 19-8109 | | | R | | | | | | | 25 | 52 | | | | | | | | 42 | Rear Drum Brake |
| 1.6 LPG (85 kW) Eng.NFP (EC5) 7/14-1/70 | | | | | | | | | | | | | | | | | | | | |
| 19-2297 | | | F | | | | | | | 42 | 82 | | | | | | | | 36 | |
| 19-2332 | | | F | | | | | | | 37 | 72 | | | | | | | | 33 | |
| 19-2907 | | | R | | | | | | | 30 | 62 | | | | | | | | 48 | Rear Disc Brake |
| 19-8109 | | | R | | | | | | | 25 | 52 | | | | | | | | 42 | Rear Drum Brake |

PEUGEOT

| METELLI ref | Spare Parts | | F/R | L/R | | | ABS | A | B | C | D | E | F | G | H | I | L | M | Fig | NOTE |
|---|-------------|--------|-----|-----|--|--|-----|---|---|----|----|---|---|---|---|---|---|---|-----|------|
| 1.9 D (47 kW) Eng.162 (XUD9), D9A (XUD9) 10/82-7/88 | | | | | | | | | | | | | | | | | | | | |
| 19-2129 | | 09/84- | F | | | | | | | 42 | 82 | | | | | | | | 36 | |
| 1.9 D (48 kW) Eng.162 (XUD9) 10/82-7/88 | | | | | | | | | | | | | | | | | | | | |
| 19-2129 | | 09/84- | F | | | | | | | 42 | 82 | | | | | | | | 36 | |
| 305 II Break (581E) 10/82-7/90 | | | | | | | | | | | | | | | | | | | | |
| 1.3 (44 kW) Eng.118 (XL5) 10/82-8/86 | | | | | | | | | | | | | | | | | | | | |
| 19-2129 | | 09/84- | F | | | | | | | 42 | 82 | | | | | | | | 36 | |
| 1.5 (50 kW) Eng.142 (XR5A) 9/85-10/86 | | | | | | | | | | | | | | | | | | | | |
| 19-2129 | | | F | | | | | | | 42 | 82 | | | | | | | | 36 | |
| 1.5 (54 kW) Eng.142 (XR5) 10/82-8/86 | | | | | | | | | | | | | | | | | | | | |
| 19-2129 | | 09/84- | F | | | | | | | 42 | 82 | | | | | | | | 36 | |
| 1.6 (54 kW) Eng.BAZ (XU5CP) 11/86-12/88 | | | | | | | | | | | | | | | | | | | | |
| 19-2129 | | | F | | | | | | | 42 | 82 | | | | | | | | 36 | |
| 1.6 (55 kW) Eng.B1A (XU51C) 2/86-12/88 | | | | | | | | | | | | | | | | | | | | |
| 19-2129 | | | F | | | | | | | 42 | 82 | | | | | | | | 36 | |
| 1.6 (66 kW) Eng.171 (XU5S) 7/84-12/87 | | | | | | | | | | | | | | | | | | | | |
| 19-2129 | | 09/84- | F | | | | | | | 42 | 82 | | | | | | | | 36 | |
| 1.8 D (44 kW) Eng.161A (XUD7) 11/82-12/88 | | | | | | | | | | | | | | | | | | | | |
| 19-2129 | | 09/84- | F | | | | | | | 42 | 82 | | | | | | | | 36 | |
| 1.9 (72 kW) Eng.DFZ (XU9J1) 11/86-12/88 | | | | | | | | | | | | | | | | | | | | |
| 19-2129 | | | F | | | | | | | 42 | 82 | | | | | | | | 36 | |
| 1.9 (75 kW) Eng.159 (XU9S) 9/84-10/87 | | | | | | | | | | | | | | | | | | | | |
| 19-2129 | | | F | | | | | | | 42 | 82 | | | | | | | | 36 | |
| 1.9 Diesel (47 kW) Eng.162 (XUD9), D9A (XUD9) 10/82-12/88 | | | | | | | | | | | | | | | | | | | | |
| 19-2129 | | 09/84- | F | | | | | | | 42 | 82 | | | | | | | | 36 | |

PEUGEOT

| METELLI ref | Spare Parts | | F/R | L/R | | | ABS | A | B | C | D | E | F | G | H | I | L | M | Fig | NOTE |
|---|-------------|-------------|-----|-----|--|--|-----|---|---|----|----|-----|---|---|---|---|---|----|-----|--------------------------------------|
| 1.9 Diesel (48 kW) Eng.162 (XUD9) 10/82-12/88 | | | | | | | | | | | | | | | | | | | | |
| 19-2129 | | 09/84- | F | | | | | | | 42 | 82 | | | | | | | 36 | | |
| 306 (7B, N3, N5) 4/93-12/01 | | | | | | | | | | | | | | | | | | | | |
| 1.1 (44 kW) Eng.HDZ (TU1M) 6/94-5/01 | | | | | | | | | | | | | | | | | | | | |
| 19-2129 | | 01/97-12/97 | F | | | | | | | 42 | 82 | | | | | | | 36 | | |
| 19-2165 | | 01/97-12/97 | F | | | | | | | 37 | 72 | | | | | | | 33 | | |
| 19-2184 | | 01/97-12/97 | F | | | | | | | 35 | 72 | | | | | | | 33 | | |
| 19-2528 | | -12/97 | R | | | | 29 | | | 25 | | 128 | | | | | | 64 | | Mod. N3, Brake disc |
| 19-2595 | | 01/97-09/98 | R | | | | | | | 25 | 52 | | | | | | | 37 | | +/-ABS, Brake drum, Payload standard |
| 19-2686 | | 09/98- | R | | | | | | | 25 | 52 | | | | | | | 37 | | Mod. N5, Brake drum |
| 1.4 SL (55 kW) Eng.KDX (TU3MC), KFW (TU3JP) (10.00-.), KFX (TU3JP) (0 6/94-5/01 | | | | | | | | | | | | | | | | | | | | |
| 19-2129 | | 01/97-12/97 | F | | | | | | | 42 | 82 | | | | | | | 36 | | |
| 19-2165 | | 01/97-12/97 | F | | | | | | | 37 | 72 | | | | | | | 33 | | |
| 19-2184 | | 01/97-12/97 | F | | | | | | | 35 | 72 | | | | | | | 33 | | |
| 19-2528 | | -12/97 | R | | | | 29 | | | 25 | | 128 | | | | | | 64 | | Mod. N3, Brake disc |
| 19-2595 | | 01/97-09/98 | R | | | | | | | 25 | 52 | | | | | | | 37 | | +/-ABS, Brake drum, Payload standard |
| 19-2686 | | 09/98- | R | | | | | | | 25 | 52 | | | | | | | 37 | | Mod. N5, Brake drum |
| 1.6 (72 kW) Eng.NFT (TU5JP) 10/00-5/01 | | | | | | | | | | | | | | | | | | | | |
| 19-2129 | | | F | | | | | | | 42 | 82 | | | | | | | 36 | | Mod. N5 |
| 19-2165 | | | F | | | | | | | 37 | 72 | | | | | | | 33 | | Mod. N5 |
| 19-2184 | | | F | | | | | | | 35 | 72 | | | | | | | 33 | | Mod. N5 |
| 19-2686 | | | R | | | | | | | 25 | 52 | | | | | | | 37 | | Mod. N5, Brake drum |
| 1.6 SR (65 kW) Eng.NFZ (TU5JP) 6/94-10/00 | | | | | | | | | | | | | | | | | | | | |
| 19-2129 | | 01/97-12/97 | F | | | | | | | 42 | 82 | | | | | | | 36 | | |
| 19-2165 | | 01/97-12/97 | F | | | | | | | 37 | 72 | | | | | | | 33 | | |
| 19-2184 | | 01/97-12/97 | F | | | | | | | 35 | 72 | | | | | | | 33 | | |
| 19-2528 | | -12/97 | R | | | | 29 | | | 25 | | 128 | | | | | | 64 | | Mod. N3, Brake disc |
| 19-2595 | | 01/97-09/98 | R | | | | | | | 25 | 52 | | | | | | | 37 | | +/-ABS, Brake drum, Payload standard |

PEUGEOT

| METELLI ref | Spare Parts | | F/R | L/R | | | ABS | A | B | C | D | E | F | G | H | I | L | M | Fig | NOTE |
|---|-------------|-------------|-----|-----|--|--|-----|---|---|----|----|-----|---|---|---|---|---|---|-----|--------------------------------------|
| 19-2686 | | 09/98- | R | | | | | | | 25 | 52 | | | | | | | | 37 | Mod. N5, Brake drum |
| 1.8 (74 kW) Eng.LFZ (XU7JP) 6/94-5/01 | | | | | | | | | | | | | | | | | | | | |
| 19-2129 | | | F | | | | | | | 42 | 82 | | | | | | | | 36 | |
| 1.8 16V (81 kW) Eng.LFY (XU7JP4) 3/97-5/01 | | | | | | | | | | | | | | | | | | | | |
| 19-2129 | | | F | | | | | | | 42 | 82 | | | | | | | | 36 | Mod. N5 |
| 19-2528 | | -09/98 | R | | | | 29 | | | 25 | | 128 | | | | | | | 64 | Mod. N5, Brake disc |
| 19-2595 | | -09/98 | R | | | | | | | 25 | 52 | | | | | | | | 37 | +/-ABS, Brake drum, Payload standard |
| 19-2686 | | 09/98- | R | | | | | | | 25 | 52 | | | | | | | | 37 | Mod. N5, Brake drum |
| 1.8 ST (74 kW) Eng.LFZ (XU7JP) 6/94-5/01 | | | | | | | | | | | | | | | | | | | | |
| 19-2129 | | 01/97-12/97 | F | | | | | | | 42 | 82 | | | | | | | | 36 | |
| 19-2528 | | 01/97-09/98 | R | | | | 29 | | | 25 | | 128 | | | | | | | 64 | Brake disc |
| 19-2595 | | 01/97-09/98 | R | | | | | | | 25 | 52 | | | | | | | | 37 | +/-ABS, Brake drum, Payload standard |
| 19-2686 | | 09/98- | R | | | | | | | 25 | 52 | | | | | | | | 37 | Mod. N5, Brake drum |
| 1.9 D (51 kW) Eng.WJY (DW8B) (12.99-), WJZ (DW8) (09.98-) 9/98-5/01 | | | | | | | | | | | | | | | | | | | | |
| 19-2129 | | | F | | | | | | | 42 | 82 | | | | | | | | 36 | Mod. N5 |
| 19-2528 | | -09/98 | R | | | | 29 | | | 25 | | 128 | | | | | | | 64 | Mod. N5, Brake disc |
| 19-2595 | | -09/98 | R | | | | | | | 25 | 52 | | | | | | | | 37 | +/-ABS, Brake drum, Payload standard |
| 19-2686 | | 10/98- | R | | | | | | | 25 | 52 | | | | | | | | 37 | Mod. N5, Brake drum |
| 1.9 D (55 kW) Eng.DHV (XUD9BSD) (03.98-) 3/98-5/01 | | | | | | | | | | | | | | | | | | | | |
| 19-2129 | | | F | | | | | | | 42 | 82 | | | | | | | | 36 | Mod. N5 |
| 19-2528 | | -09/98 | R | | | | 29 | | | 25 | | 128 | | | | | | | 64 | Mod. N5, Brake disc |
| 19-2595 | | -09/98 | R | | | | | | | 25 | 52 | | | | | | | | 37 | +/-ABS, Brake drum, Payload standard |
| 19-2686 | | 09/98- | R | | | | | | | 25 | 52 | | | | | | | | 37 | Mod. N5, Brake drum |
| 1.9 D (68 kW) Eng.D8A (XUD9TE) 2/94-12/97 | | | | | | | | | | | | | | | | | | | | |
| 19-2129 | | | F | | | | | | | 42 | 82 | | | | | | | | 36 | |
| 1.9 SLD (47 kW) Eng.DJZ (XUD9A) 6/94-5/01 | | | | | | | | | | | | | | | | | | | | |
| 19-2129 | | 01/97-12/97 | F | | | | | | | 42 | 82 | | | | | | | | 36 | |
| 19-2528 | | 01/97-09/98 | R | | | | 29 | | | 25 | | 128 | | | | | | | 64 | Brake disc |
| 19-2595 | | 01/97-09/98 | R | | | | | | | 25 | 52 | | | | | | | | 37 | +/-ABS, Brake drum, Payload standard |

PEUGEOT

| METELLI ref | Spare Parts | | F/R | L/R | | ABS | A | B | C | D | E | F | G | H | I | L | M | Fig | NOTE | |
|--|-------------|-------------|-----|-----|--|-----|---|---|----|----|-----|---|---|---|---|----|---|-----|---------------------|--------------------------------------|
| 19-2686 | | 09/98- | R | | | | | | 25 | 52 | | | | | | 37 | | | Mod. N5, Brake drum | |
| 1.9 SLD (50 kW) Eng.DJY (XUD9A) 6/94-5/01 | | | | | | | | | | | | | | | | | | | | |
| 19-2129 | | 01/97-12/97 | F | | | | | | 42 | 82 | | | | | | | | 36 | | |
| 19-2528 | | 01/97-09/98 | R | | | 29 | | | 25 | | 128 | | | | | | | 64 | | Brake disc |
| 19-2595 | | 01/97-09/98 | R | | | | | | 25 | 52 | | | | | | | | 37 | | +/-ABS, Brake drum, Payload standard |
| 19-2686 | | 09/98- | R | | | | | | 25 | 52 | | | | | | | | 37 | | Mod. N5, Brake drum |
| 1.9 SRDT (66 kW) Eng.DHY (XUD9TE) 6/94-5/01 | | | | | | | | | | | | | | | | | | | | |
| 19-2129 | | 01/97-12/97 | F | | | | | | 42 | 82 | | | | | | | | 36 | | |
| 19-2528 | | 01/97-09/98 | R | | | 29 | | | 25 | | 128 | | | | | | | 64 | | Brake disc |
| 19-2595 | | 01/97-09/98 | R | | | | | | 25 | 52 | | | | | | | | 37 | | +/-ABS, Brake drum, Payload standard |
| 19-2686 | | 09/98- | R | | | | | | 25 | 52 | | | | | | | | 37 | | Mod. N5, Brake drum |
| 1.9 STD (51 kW) Eng.D9B (XUD9A), XUD9 2/94-10/95 | | | | | | | | | | | | | | | | | | | | |
| 19-2129 | | | F | | | | | | 42 | 82 | | | | | | | | 36 | | |
| 2.0 (92 kW) Eng.RFX (XU10J2) 11/95-6/97 | | | | | | | | | | | | | | | | | | | | |
| 19-2129 | | | F | | | | | | 42 | 82 | | | | | | | | 36 | | |
| 2.0 (97 kW) Eng.RFV (XU10J4R) 3/97-5/01 | | | | | | | | | | | | | | | | | | | | |
| 19-2129 | | | F | | | | | | 42 | 82 | | | | | | | | 36 | | Mod. N5 |
| 19-2528 | | -09/98 | R | | | 29 | | | 25 | | 128 | | | | | | | 64 | | Mod. N5, Brake disc |
| 19-2595 | | -09/98 | R | | | | | | 25 | 52 | | | | | | | | 37 | | +/-ABS, Brake drum, Payload standard |
| 19-2686 | | 09/98- | R | | | | | | 25 | 52 | | | | | | | | 37 | | Mod. N5, Brake drum |
| 2.0 HDI 90 (66 kW) Eng.RHY (DW10TD) 6/99-12/01 | | | | | | | | | | | | | | | | | | | | |
| 19-2129 | | | F | | | | | | 42 | 82 | | | | | | | | 36 | | Mod. N5 |
| 19-2686 | | | R | | | | | | 25 | 52 | | | | | | | | 37 | | Mod. N5, Brake drum |
| 2.0 S16 (110 kW) Eng.RFT (XU10J4) 6/94-5/01 | | | | | | | | | | | | | | | | | | | | |
| 19-2129 | | 01/97-12/97 | F | | | | | | 42 | 82 | | | | | | | | 36 | | |
| 19-2528 | | 01/97-09/98 | R | | | 29 | | | 25 | | 128 | | | | | | | 64 | | Brake disc |
| 19-2595 | | 01/97-09/98 | R | | | | | | 25 | 52 | | | | | | | | 37 | | +/-ABS, Brake drum, Payload standard |
| 19-2686 | | 09/98- | R | | | | | | 25 | 52 | | | | | | | | 37 | | Mod. N5, Brake drum |

PEUGEOT

| METELLI ref | Spare Parts | | F/R | L/R | | | ABS | A | B | C | D | E | F | G | H | I | L | M | Fig | NOTE |
|--|-------------|-------------|-----|-----|--|--|-----|---|---|----|----|-----|---|---|---|---|---|----|-----|--------------------------------------|
| 2.0 S16 (112 kW) Eng.RFY (XU10J4Z) 6/94-5/01 | | | | | | | | | | | | | | | | | | | | |
| 19-2129 | | 01/97-12/97 | F | | | | | | | 42 | 82 | | | | | | | 36 | | |
| 19-2528 | | 01/97-09/98 | R | | | | 29 | | | 25 | | 128 | | | | | | 64 | | Brake disc |
| 19-2595 | | 01/97-09/98 | R | | | | | | | 25 | 52 | | | | | | | 37 | | +/-ABS, Brake drum, Payload standard |
| 19-2686 | | 09/98- | R | | | | | | | 25 | 52 | | | | | | | 37 | | Mod. N5, Brake drum |
| 2.0 ST (89 kW) Eng.RFX (XU10J2) 7/94-5/01 | | | | | | | | | | | | | | | | | | | | |
| 19-2129 | | 01/97-12/97 | F | | | | | | | 42 | 82 | | | | | | | 36 | | |
| 19-2528 | | 01/97-09/98 | R | | | | 29 | | | 25 | | 128 | | | | | | 64 | | Brake disc |
| 19-2595 | | 01/97-09/98 | R | | | | | | | 25 | 52 | | | | | | | 37 | | +/-ABS, Brake drum, Payload standard |
| 19-2686 | | 09/98- | R | | | | | | | 25 | 52 | | | | | | | 37 | | Mod. N5, Brake drum |
| 306 Break (7E, N3, N5) 5/93-4/02 | | | | | | | | | | | | | | | | | | | | |
| 1.4 (55 kW) Eng.KFW (TU3JP) (10.00-), KFX (TU3JP) (03.97-) 3/97-4/02 | | | | | | | | | | | | | | | | | | | | |
| 19-2129 | | | F | | | | | | | 42 | 82 | | | | | | | 36 | | Mod. N5 |
| 19-2165 | | | F | | | | | | | 37 | 72 | | | | | | | 33 | | Mod. N5 |
| 19-2184 | | | F | | | | | | | 35 | 72 | | | | | | | 33 | | Mod. N5 |
| 19-2528 | | -09/98 | R | | | | 29 | | | 25 | | 128 | | | | | | 64 | | Mod. N5, Brake disc |
| 1.6 (65 kW) Eng.NFZ (TU5JP) 3/97-10/00 | | | | | | | | | | | | | | | | | | | | |
| 19-2129 | | | F | | | | | | | 42 | 82 | | | | | | | 36 | | Mod. N5 |
| 19-2165 | | | F | | | | | | | 37 | 72 | | | | | | | 33 | | Mod. N5 |
| 19-2184 | | | F | | | | | | | 35 | 72 | | | | | | | 33 | | Mod. N5 |
| 19-2528 | | -09/98 | R | | | | 29 | | | 25 | | 128 | | | | | | 64 | | Mod. N5, Brake disc |
| 1.6 (72 kW) Eng.NFT (TU5JP) 10/00-4/02 | | | | | | | | | | | | | | | | | | | | |
| 19-2129 | | | F | | | | | | | 42 | 82 | | | | | | | 36 | | Mod. N5 |
| 19-2165 | | | F | | | | | | | 37 | 72 | | | | | | | 33 | | Mod. N5 |
| 19-2184 | | | F | | | | | | | 35 | 72 | | | | | | | 33 | | Mod. N5 |
| 1.8 (74 kW) Eng.LFZ (XU7JP) 3/97-4/02 | | | | | | | | | | | | | | | | | | | | |
| 19-2129 | | | F | | | | | | | 42 | 82 | | | | | | | 36 | | Mod. N5 |
| 19-2528 | | -09/98 | R | | | | 29 | | | 25 | | 128 | | | | | | 64 | | Mod. N5, Brake disc |

PEUGEOT

| METELLI ref | Spare Parts | | F/R | L/R | | | ABS | A | B | C | D | E | F | G | H | I | L | M | Fig | NOTE |
|--|-------------|-------------|-----|-----|--|--|-----|---|---|----|----|-----|---|---|---|---|----|---|-----|--------------------------------------|
| 19-2184 | | 01/97-12/97 | F | | | | | | | 35 | 72 | | | | | | 33 | | | |
| 19-2528 | | -12/97 | R | | | | 29 | | | 25 | | 128 | | | | | 64 | | | Mod. N3, Brake disc |
| 19-2595 | | 01/97-09/98 | R | | | | | | | 25 | 52 | | | | | | 37 | | | +/-ABS, Brake drum, Payload standard |
| 19-2686 | | 09/98- | R | | | | | | | 25 | 52 | | | | | | 37 | | | Mod. N5, Brake drum |
| 1.6 (72 kW) Eng.NFT (TU5JP) 10/00-4/02 | | | | | | | | | | | | | | | | | | | | |
| 19-2129 | | | F | | | | | | | 42 | 82 | | | | | | 36 | | | Mod. N5 |
| 19-2165 | | | F | | | | | | | 37 | 72 | | | | | | 33 | | | Mod. N5 |
| 19-2184 | | | F | | | | | | | 35 | 72 | | | | | | 33 | | | Mod. N5 |
| 19-2686 | | | R | | | | | | | 25 | 52 | | | | | | 37 | | | Mod. N5, Brake drum |
| 1.8 (74 kW) Eng.L6A (XU7JP), LFZ (XU7JP) 3/94-4/02 | | | | | | | | | | | | | | | | | | | | |
| 19-2129 | | 01/97-12/97 | F | | | | | | | 42 | 82 | | | | | | 36 | | | |
| 19-2528 | | 01/97-09/98 | R | | | | 29 | | | 25 | | 128 | | | | | 64 | | | Mod. N3, Brake disc |
| 19-2595 | | 01/97-09/98 | R | | | | | | | 25 | 52 | | | | | | 37 | | | +/-ABS, Brake drum, Payload standard |
| 19-2686 | | 09/98- | R | | | | | | | 25 | 52 | | | | | | 37 | | | Mod. N5, Brake drum |
| 1.8 16V (81 kW) Eng.LFY (XU7JP4) 5/97-4/02 | | | | | | | | | | | | | | | | | | | | |
| 19-2129 | | | F | | | | | | | 42 | 82 | | | | | | 36 | | | Mod. N5 |
| 19-2686 | | | R | | | | | | | 25 | 52 | | | | | | 37 | | | Mod. N5, Brake drum |
| 2.0 (89 kW) Eng.RFX (XU10J2) 3/94-4/02 | | | | | | | | | | | | | | | | | | | | |
| 19-2129 | | 01/97-12/97 | F | | | | | | | 42 | 82 | | | | | | 36 | | | |
| 19-2528 | | 01/97-09/98 | R | | | | 29 | | | 25 | | 128 | | | | | 64 | | | Brake disc |
| 19-2595 | | -09/98 | R | | | | | | | 25 | 52 | | | | | | 37 | | | +/-ABS, Brake drum, Payload standard |
| 19-2686 | | 09/98- | R | | | | | | | 25 | 52 | | | | | | 37 | | | Mod. N5, Brake drum |
| 2.0 (92 kW) Eng.RFX (XU10J2) 1/94-6/97 | | | | | | | | | | | | | | | | | | | | |
| 19-2129 | | | F | | | | | | | 42 | 82 | | | | | | 36 | | | |
| 2.0 16V (97 kW) Eng.RFV (XU10J4R) 3/97-4/02 | | | | | | | | | | | | | | | | | | | | |
| 19-2129 | | | F | | | | | | | 42 | 82 | | | | | | 36 | | | Mod. N5 |
| 19-2528 | | -09/98 | R | | | | 29 | | | 25 | | 128 | | | | | 64 | | | Mod. N5, Brake disc |
| 19-2595 | | -09/98 | R | | | | | | | 25 | 52 | | | | | | 37 | | | +/-ABS, Brake drum, Payload standard |
| 19-2686 | | 09/98- | R | | | | | | | 25 | 52 | | | | | | 37 | | | Mod. N5, Brake drum |

PEUGEOT

| METELLI ref | Spare Parts | | F/R | L/R | | | ABS | A | B | C | D | E | F | G | H | I | L | M | Fig | NOTE |
|---|-------------|-------------|-----|-----|--|--|-----|---|---|----|----|-----|---|---|---|---|---|----|-----|--------------------------------------|
| 2.0 16V (99 kW) Eng.RFV (XU10J4R) 3/97-4/02 | | | | | | | | | | | | | | | | | | | | |
| 19-2129 | | | F | | | | | | | 42 | 82 | | | | | | | 36 | | |
| 306 Hatchback (7A, 7C, N3, N5) 1/93-10/03 | | | | | | | | | | | | | | | | | | | | |
| 1.1 (44 kW) Eng.HDZ (TU1M) 5/93-5/01 | | | | | | | | | | | | | | | | | | | | |
| 19-2129 | | 01/97-12/97 | F | | | | | | | 42 | 82 | | | | | | | 36 | | |
| 19-2165 | | 01/97-12/97 | F | | | | | | | 37 | 72 | | | | | | | 33 | | |
| 19-2184 | | 01/97-12/97 | F | | | | | | | 35 | 72 | | | | | | | 33 | | |
| 19-2528 | | -12/97 | R | | | | 29 | | | 25 | | 128 | | | | | | 64 | | Mod. N3, Brake disc |
| 19-2595 | | -09/98 | R | | | | | | | 25 | 52 | | | | | | | 37 | | +/-ABS, Brake drum, Payload standard |
| 19-2686 | | 09/98- | R | | | | | | | 25 | 52 | | | | | | | 37 | | Mod. N5, Brake drum |
| 1.4 (55 kW) Eng.KDX (TU3MC), KFW (TU3JP) (10.00-), KFX (TU3JP) (0 4/93-7/01 | | | | | | | | | | | | | | | | | | | | |
| 19-2129 | | 01/97-12/97 | F | | | | | | | 42 | 82 | | | | | | | 36 | | |
| 19-2165 | | 01/97-12/97 | F | | | | | | | 37 | 72 | | | | | | | 33 | | |
| 19-2184 | | 01/97-12/97 | F | | | | | | | 35 | 72 | | | | | | | 33 | | |
| 19-2528 | | -12/97 | R | | | | 29 | | | 25 | | 128 | | | | | | 64 | | Mod. N3, Brake disc |
| 19-2595 | | 01/97-09/98 | R | | | | | | | 25 | 52 | | | | | | | 37 | | +/-ABS, Brake drum, Payload standard |
| 19-2686 | | 09/98- | R | | | | | | | 25 | 52 | | | | | | | 37 | | Mod. N5, Brake drum |
| 1.6 (65 kW) Eng.NFZ (TU5JP) 5/93-10/00 | | | | | | | | | | | | | | | | | | | | |
| 19-2129 | | 01/97-12/97 | F | | | | | | | 42 | 82 | | | | | | | 36 | | |
| 19-2165 | | 01/97-12/97 | F | | | | | | | 37 | 72 | | | | | | | 33 | | |
| 19-2184 | | 01/97-12/97 | F | | | | | | | 35 | 72 | | | | | | | 33 | | |
| 19-2528 | | -12/97 | R | | | | 29 | | | 25 | | 128 | | | | | | 64 | | Mod. N3, Brake disc |
| 19-2595 | | 01/97-09/98 | R | | | | | | | 25 | 52 | | | | | | | 37 | | +/-ABS, Brake drum, Payload standard |
| 19-2686 | | 09/98- | R | | | | | | | 25 | 52 | | | | | | | 37 | | Mod. N5, Brake drum |
| 1.6 (72 kW) Eng.NFT (TU5JP) 10/00-5/01 | | | | | | | | | | | | | | | | | | | | |
| 19-2129 | | | F | | | | | | | 42 | 82 | | | | | | | 36 | | Mod. N5 |
| 19-2165 | | | F | | | | | | | 37 | 72 | | | | | | | 33 | | Mod. N5 |
| 19-2184 | | | F | | | | | | | 35 | 72 | | | | | | | 33 | | Mod. N5 |

PEUGEOT

| METELLI ref | Spare Parts | | F/R | L/R | | | ABS | A | B | C | D | E | F | G | H | I | L | M | Fig | NOTE |
|--|-------------|-------------|-----|-----|--|--|-----|---|---|----|----|-----|---|---|---|---|----|---|-----|--------------------------------------|
| 19-2686 | | | R | | | | | | | 25 | 52 | | | | | | 37 | | | Mod. N5, Brake drum |
| 1.8 (74 kW) Eng.LFZ (XU7JP) 5/93-5/01 | | | | | | | | | | | | | | | | | | | | |
| 19-2129 | | 01/97-12/97 | F | | | | | | | 42 | 82 | | | | | | 36 | | | |
| 19-2129 | | | F | | | | | | | 42 | 82 | | | | | | 36 | | | |
| 19-2528 | | 01/97-09/98 | R | | | | 29 | | | 25 | | 128 | | | | | 64 | | | Brake disc |
| 19-2595 | | 01/97-09/98 | R | | | | | | | 25 | 52 | | | | | | 37 | | | +/-ABS, Brake drum, Payload standard |
| 19-2686 | | 09/98- | R | | | | | | | 25 | 52 | | | | | | 37 | | | Mod. N5, Brake drum |
| 1.8 16V (81 kW) Eng.LFY (XU7JP4) 3/97-5/01 | | | | | | | | | | | | | | | | | | | | |
| 19-2129 | | | F | | | | | | | 42 | 82 | | | | | | 36 | | | Mod. N5 |
| 19-2528 | | -09/98 | R | | | | 29 | | | 25 | | 128 | | | | | 64 | | | Mod. N5, Brake disc |
| 19-2595 | | -09/98 | R | | | | | | | 25 | 52 | | | | | | 37 | | | +/-ABS, Brake drum, Payload standard |
| 19-2686 | | 09/98- | R | | | | | | | 25 | 52 | | | | | | 37 | | | Mod. N5, Brake drum |
| 1.8 D (43 kW) Eng.A9A (XUD7) 5/93-5/01 | | | | | | | | | | | | | | | | | | | | |
| 19-2129 | | | F | | | | | | | 42 | 82 | | | | | | 36 | | | Mod. N5 |
| 19-2528 | | -09/98 | R | | | | 29 | | | 25 | | 128 | | | | | 64 | | | Mod. N5, Brake disc |
| 19-2595 | | -09/98 | R | | | | | | | 25 | 52 | | | | | | 37 | | | +/-ABS, Brake drum, Payload standard |
| 19-2686 | | 09/98- | R | | | | | | | 25 | 52 | | | | | | 37 | | | Mod. N5, Brake drum |
| 1.9 D (47 kW) Eng.DJZ (XUD9A) 5/93-5/01 | | | | | | | | | | | | | | | | | | | | |
| 19-2129 | | 01/97-12/97 | F | | | | | | | 42 | 82 | | | | | | 36 | | | |
| 19-2528 | | 01/97-09/98 | R | | | | 29 | | | 25 | | 128 | | | | | 64 | | | Brake disc |
| 19-2595 | | 01/97-09/98 | R | | | | | | | 25 | 52 | | | | | | 37 | | | +/-ABS, Brake drum, Payload standard |
| 19-2686 | | 09/98- | R | | | | | | | 25 | 52 | | | | | | 37 | | | Mod. N5, Brake drum |
| 1.9 D (50 kW) Eng.DJY (XUD9A) 6/94-5/01 | | | | | | | | | | | | | | | | | | | | |
| 19-2129 | | 01/97-12/97 | F | | | | | | | 42 | 82 | | | | | | 36 | | | |
| 19-2528 | | 01/97-09/98 | R | | | | 29 | | | 25 | | 128 | | | | | 64 | | | Brake disc |
| 19-2595 | | 01/97-09/98 | R | | | | | | | 25 | 52 | | | | | | 37 | | | +/-ABS, Brake drum, Payload standard |
| 19-2686 | | 09/98- | R | | | | | | | 25 | 52 | | | | | | 37 | | | Mod. N5, Brake drum |
| 1.9 D (51 kW) Eng.WJY (DW8B) (12.99-.), WJZ (DW8) (09.98-.), 9/98-5/01 | | | | | | | | | | | | | | | | | | | | |
| 19-2129 | | | F | | | | | | | 42 | 82 | | | | | | 36 | | | Mod. N5 |

PEUGEOT

| METELLI ref | Spare Parts | | F/R | L/R | | ABS | A | B | C | D | E | F | G | H | I | L | M | Fig | NOTE |
|---|-------------|-------------|-----|-----|--|-----|---|---|----|----|-----|---|---|---|---|----|---|-----|--------------------------------------|
| 19-2528 | | -09/98 | R | | | 29 | | | 25 | | 128 | | | | | 64 | | | Mod. N5, Brake disc |
| 19-2595 | | -09/98 | R | | | | | | 25 | 52 | | | | | | 37 | | | +/-ABS, Brake drum, Payload standard |
| 19-2686 | | 10/98- | R | | | | | | 25 | 52 | | | | | | 37 | | | Mod. N5, Brake drum |
| 1.9 D (55 kW) Eng.DHV (XUD9BSD) (03.98-.) 3/98-5/01 | | | | | | | | | | | | | | | | | | | |
| 19-2129 | | | F | | | | | | 42 | 82 | | | | | | 36 | | | Mod. N5 |
| 19-2528 | | -09/98 | R | | | 29 | | | 25 | | 128 | | | | | 64 | | | Mod. N5, Brake disc |
| 19-2595 | | -09/98 | R | | | | | | 25 | 52 | | | | | | 37 | | | +/-ABS, Brake drum, Payload standard |
| 19-2686 | | 10/98- | R | | | | | | 25 | 52 | | | | | | 37 | | | Mod. N5, Brake drum |
| 1.9 D (68 kW) Eng.D8A (XUD9TE) 1/93-12/97 | | | | | | | | | | | | | | | | | | | |
| 19-2129 | | | F | | | | | | 42 | 82 | | | | | | 36 | | | |
| 1.9 DT (66 kW) Eng.DHY (XUD9TE) 5/93-5/01 | | | | | | | | | | | | | | | | | | | |
| 19-2129 | | 01/97-12/97 | F | | | | | | 42 | 82 | | | | | | 36 | | | |
| 19-2528 | | 01/97-09/98 | R | | | 29 | | | 25 | | 128 | | | | | 64 | | | Brake disc |
| 19-2595 | | 01/97-09/98 | R | | | | | | 25 | 52 | | | | | | 37 | | | +/-ABS, Brake drum, Payload standard |
| 19-2686 | | 09/98- | R | | | | | | 25 | 52 | | | | | | 37 | | | Mod. N5, Brake drum |
| 2.0 16V (97 kW) Eng.RFV (XU10J4R) 3/97-5/01 | | | | | | | | | | | | | | | | | | | |
| 19-2129 | | | F | | | | | | 42 | 82 | | | | | | 36 | | | Mod. N5 |
| 19-2528 | | -09/98 | R | | | 29 | | | 25 | | 128 | | | | | 64 | | | Mod. N5, Brake disc |
| 19-2595 | | -09/98 | R | | | | | | 25 | 52 | | | | | | 37 | | | +/-ABS, Brake drum, Payload standard |
| 19-2686 | | 09/98- | R | | | | | | 25 | 52 | | | | | | 37 | | | Mod. N5, Brake drum |
| 2.0 16V (99 kW) Eng.RFV (XU10J4R) 3/97-6/00 | | | | | | | | | | | | | | | | | | | |
| 19-2129 | | | F | | | | | | 42 | 82 | | | | | | 36 | | | |
| 2.0 HDI 90 (66 kW) Eng.RHY (DW10TD) 6/99-12/02 | | | | | | | | | | | | | | | | | | | |
| 19-2129 | | | F | | | | | | 42 | 82 | | | | | | 36 | | | Mod. N5 |
| 19-2686 | | | R | | | | | | 25 | 52 | | | | | | 37 | | | Mod. N5, Brake drum |
| 2.0 S16 (110 kW) Eng.RFT (XU10J4), RFY (XU10J4Z) 6/94-5/01 | | | | | | | | | | | | | | | | | | | |
| 19-2129 | | 01/97-12/97 | F | | | | | | 42 | 82 | | | | | | 36 | | | |
| 19-2528 | | 01/97-09/98 | R | | | 29 | | | 25 | | 128 | | | | | 64 | | | Brake disc |
| 19-2595 | | 01/97-09/98 | R | | | | | | 25 | 52 | | | | | | 37 | | | +/-ABS, Brake drum, Payload standard |

PEUGEOT

| METELLI ref | Spare Parts | | F/R | L/R | | | ABS | A | B | C | D | E | F | G | H | I | L | M | Fig | NOTE |
|---|-------------|-------------|-----|-----|--|--|-----|---|---|----|----|-----|---|---|---|---|----|---|-----|--------------------------------------|
| 19-2686 | | 09/98- | R | | | | | | | 25 | 52 | | | | | | 37 | | | Mod. N5, Brake drum |
| 2.0 S16 (112 kW) Eng.RFY (XU10J4Z) 5/93-5/01 | | | | | | | | | | | | | | | | | | | | |
| 19-2129 | | 01/97-12/97 | F | | | | | | | 42 | 82 | | | | | | 36 | | | |
| 19-2528 | | 01/97-09/98 | R | | | | 29 | | | 25 | | 128 | | | | | 64 | | | Brake disc |
| 19-2595 | | 01/97-09/98 | R | | | | | | | 25 | 52 | | | | | | 37 | | | +/-ABS, Brake drum, Payload standard |
| 19-2686 | | 09/98- | R | | | | | | | 25 | 52 | | | | | | 37 | | | Mod. N5, Brake drum |
| 2.0 S16 (120 kW) Eng.RFS (XU10J4RS) 6/96-5/01 | | | | | | | | | | | | | | | | | | | | |
| 19-2129 | | 01/97-12/97 | F | | | | | | | 42 | 82 | | | | | | 36 | | | |
| 19-2528 | | 01/97-09/98 | R | | | | 29 | | | 25 | | 128 | | | | | 64 | | | Mod. N3, Brake disc |
| 19-2595 | | -09/98 | R | | | | | | | 25 | 52 | | | | | | 37 | | | +/-ABS, Brake drum, Payload standard |
| 19-2686 | | 09/98- | R | | | | | | | 25 | 52 | | | | | | 37 | | | Mod. N5, Brake drum |
| 2.0 XSi (89 kW) Eng.RFX (XU10J2) 5/93-5/01 | | | | | | | | | | | | | | | | | | | | |
| 19-2129 | | 01/97-12/97 | F | | | | | | | 42 | 82 | | | | | | 36 | | | |
| 19-2528 | | 01/97-09/98 | R | | | | 29 | | | 25 | | 128 | | | | | 64 | | | Brake disc |
| 19-2595 | | 01/97-09/98 | R | | | | | | | 25 | 52 | | | | | | 37 | | | +/-ABS, Brake drum, Payload standard |
| 19-2686 | | 09/98- | R | | | | | | | 25 | 52 | | | | | | 37 | | | Mod. N5, Brake drum |
| 307 (3A/C) 8/00-1/70 | | | | | | | | | | | | | | | | | | | | |
| 1.4 (55 kW) Eng.KFW (TU3JP) 8/00-9/03 | | | | | | | | | | | | | | | | | | | | |
| 19-2297 | | | F | | | | | | | 42 | 82 | | | | | | 36 | | | |
| 1.4 16V (65 kW) Eng.KFU (ET3J4) 11/03-7/07 | | | | | | | | | | | | | | | | | | | | |
| 19-2297 | | | F | | | | | | | 42 | 82 | | | | | | 36 | | | |
| 19-2907 | | 09/06- | R | | | | | | | 30 | 62 | | | | | | 48 | | | |
| 1.4 HDi (50 kW) Eng.8HX (DV4TD), 8HZ (DV4TD) 10/01-6/05 | | | | | | | | | | | | | | | | | | | | |
| 19-2297 | | | F | | | | | | | 42 | 82 | | | | | | 36 | | | |
| 1.6 (81 kW) Eng.NFU (TU5JP4) 7/06-4/12 | | | | | | | | | | | | | | | | | | | | |
| 19-2297 | | | F | | | | | | | 42 | 82 | | | | | | 36 | | | |
| 1.6 16V (80 kW) Eng.NFU (TU5JP4) 8/00-11/07 | | | | | | | | | | | | | | | | | | | | |
| 19-2297 | | | F | | | | | | | 42 | 82 | | | | | | 36 | | | |

PEUGEOT

| METELLI ref | Spare Parts | | F/R | L/R | | ABS | A | B | C | D | E | F | G | H | I | L | M | Fig | NOTE |
|---|-------------|--------|-----|-----|--|-----|---|---|----|----|---|---|---|---|---|----|---|-----|------|
| 19-2907 | | 09/06- | R | | | | | | 30 | 62 | | | | | | 48 | | | |
| 1.6 BioFlex (80 kW) Eng.NFU (TU5JP4) 9/07-4/09 | | | | | | | | | | | | | | | | | | | |
| 19-2297 | | | F | | | | | | 42 | 82 | | | | | | 36 | | | |
| 1.6 HDi (66 kW) Eng.9HV (DV6TED4B), 9HV (DV6TED4BU), 9HX (DV6ATED4) 4/05-3/09 | | | | | | | | | | | | | | | | | | | |
| 19-2297 | | | F | | | | | | 42 | 82 | | | | | | 36 | | | |
| 19-2907 | | 09/06- | R | | | | | | 30 | 62 | | | | | | 48 | | | |
| 1.6 HDi 110 (80 kW) Eng.9HY (DV6TED4), 9HZ (DV6TED4) 2/04-3/09 | | | | | | | | | | | | | | | | | | | |
| 19-2297 | | | F | | | | | | 42 | 82 | | | | | | 36 | | | |
| 19-2907 | | 09/06- | R | | | | | | 30 | 62 | | | | | | 48 | | | |
| 2.0 16V (100 kW) Eng.RFN (EW10J4) 8/00-6/05 | | | | | | | | | | | | | | | | | | | |
| 19-2297 | | | F | | | | | | 42 | 82 | | | | | | 36 | | | |
| 19-2907 | | | R | | | | | | 30 | 62 | | | | | | 48 | | | |
| 2.0 16V (103 kW) Eng.RFJ (EW10A) 3/05-11/07 | | | | | | | | | | | | | | | | | | | |
| 19-2297 | | | F | | | | | | 42 | 82 | | | | | | 36 | | | |
| 19-2907 | | 09/06- | R | | | | | | 30 | 62 | | | | | | 48 | | | |
| 2.0 16V (130 kW) Eng.RFK (EW10J4S) 6/05-11/07 | | | | | | | | | | | | | | | | | | | |
| 19-2297 | | | F | | | | | | 42 | 82 | | | | | | 36 | | | |
| 19-2907 | | 09/06- | R | | | | | | 30 | 62 | | | | | | 48 | | | |
| 2.0 HDi 110 (79 kW) Eng.RHS (DW10ATED) 8/00-3/07 | | | | | | | | | | | | | | | | | | | |
| 19-2297 | | | F | | | | | | 42 | 82 | | | | | | 36 | | | |
| 19-2907 | | 09/06- | R | | | | | | 30 | 62 | | | | | | 48 | | | |
| 2.0 HDi 135 (100 kW) Eng.RHR (DW10BTED4) 10/03-11/07 | | | | | | | | | | | | | | | | | | | |
| 19-2297 | | | F | | | | | | 42 | 82 | | | | | | 36 | | | |
| 19-2907 | | 09/06- | R | | | | | | 30 | 62 | | | | | | 48 | | | |
| 2.0 HDi 90 (66 kW) Eng.RHY (DW10TD) 8/00-3/07 | | | | | | | | | | | | | | | | | | | |
| 19-2297 | | | F | | | | | | 42 | 82 | | | | | | 36 | | | |
| 19-2907 | | 09/06- | R | | | | | | 30 | 62 | | | | | | 48 | | | |

PEUGEOT

| METELLI ref | Spare Parts | F/R | L/R | ABS | A | B | C | D | E | F | G | H | I | L | M | Fig | NOTE |
|--|-------------|-----|-----|-----|---|---|----|----|---|---|---|---|---|----|---|-----|------|
| 307 Break (3E) 3/02-12/09 | | | | | | | | | | | | | | | | | |
| 1.4 (55 kW) Eng.KFW (TU3JP) 4/02-9/03 | | | | | | | | | | | | | | | | | |
| 19-2297 | | F | | | | | 42 | 82 | | | | | | 36 | | | |
| 1.4 16V (65 kW) Eng.KFU (ET3J4) 11/03-7/07 | | | | | | | | | | | | | | | | | |
| 19-2297 | | F | | | | | 42 | 82 | | | | | | 36 | | | |
| 19-2907 | 09/06- | R | | | | | 30 | 62 | | | | | | 48 | | | |
| 1.4 HDi (50 kW) Eng.8HZ (DV4TD) 3/02-6/05 | | | | | | | | | | | | | | | | | |
| 19-2297 | | F | | | | | 42 | 82 | | | | | | 36 | | | |
| 1.6 16V (80 kW) Eng.NFU (TU5JP4) 3/02-4/08 | | | | | | | | | | | | | | | | | |
| 19-2297 | | F | | | | | 42 | 82 | | | | | | 36 | | | |
| 19-2907 | 09/06- | R | | | | | 30 | 62 | | | | | | 48 | | | |
| 1.6 BioFlex (80 kW) Eng.NFU (TU5JP4) 9/07-4/08 | | | | | | | | | | | | | | | | | |
| 19-2297 | | F | | | | | 42 | 82 | | | | | | 36 | | | |
| 1.6 HDi (66 kW) Eng.9HV (DV6TED4B), 9HV (DV6TED4BU), 9HX (DV6ATED4), 9 4/05-4/08 | | | | | | | | | | | | | | | | | |
| 19-2297 | | F | | | | | 42 | 82 | | | | | | 36 | | | |
| 19-2907 | 09/06- | R | | | | | 30 | 62 | | | | | | 48 | | | |
| 1.6 HDi 110 (80 kW) Eng.9HY (DV6TED4), 9HZ (DV6TED4) 2/04-4/08 | | | | | | | | | | | | | | | | | |
| 19-2297 | | F | | | | | 42 | 82 | | | | | | 36 | | | |
| 19-2907 | 09/06- | R | | | | | 30 | 62 | | | | | | 48 | | | |
| 2.0 (100 kW) Eng.RFN (EW10J4) 3/02-6/05 | | | | | | | | | | | | | | | | | |
| 19-2297 | | F | | | | | 42 | 82 | | | | | | 36 | | | |
| 2.0 16V (103 kW) Eng.RFJ (EW10A) 3/05-4/08 | | | | | | | | | | | | | | | | | |
| 19-2297 | | F | | | | | 42 | 82 | | | | | | 36 | | | |
| 19-2907 | 09/06- | R | | | | | 30 | 62 | | | | | | 48 | | | |
| 2.0 16V (130 kW) Eng.RFK (EW10J4S) 6/05-4/08 | | | | | | | | | | | | | | | | | |
| 19-2297 | | F | | | | | 42 | 82 | | | | | | 36 | | | |
| 19-2907 | 09/06- | R | | | | | 30 | 62 | | | | | | 48 | | | |

PEUGEOT

| METELLI ref | Spare Parts | | F/R | L/R | | | ABS | A | B | C | D | E | F | G | H | I | L | M | Fig | NOTE |
|---|-------------|--------|-----|-----|--|--|-----|---|---|----|----|---|---|---|---|---|---|---|-----|------|
| 307 SW (3H) 3/02-1/70 | | | | | | | | | | | | | | | | | | | | |
| 1.4 (55 kW) Eng.KFW (TU3JP) 4/02-9/03 | | | | | | | | | | | | | | | | | | | | |
| 19-2297 | | | F | | | | | | | 42 | 82 | | | | | | | | 36 | |
| 1.4 16V (65 kW) Eng.KFU (ET3J4) 11/03-7/07 | | | | | | | | | | | | | | | | | | | | |
| 19-2297 | | | F | | | | | | | 42 | 82 | | | | | | | | 36 | |
| 19-2907 | | 09/06- | R | | | | | | | 30 | 62 | | | | | | | | 48 | |
| 1.6 16V (80 kW) Eng.NFU (TU5JP4) 3/02-4/08 | | | | | | | | | | | | | | | | | | | | |
| 19-2297 | | | F | | | | | | | 42 | 82 | | | | | | | | 36 | |
| 19-2907 | | 09/06- | R | | | | | | | 30 | 62 | | | | | | | | 48 | |
| 1.6 BioFlex (80 kW) Eng.NFU (TU5JP4) 9/07-4/08 | | | | | | | | | | | | | | | | | | | | |
| 19-2297 | | | F | | | | | | | 42 | 82 | | | | | | | | 36 | |
| 1.6 HDI 110 (80 kW) Eng.9HY (DV6TED4), 9HZ (DV6TED4) 11/03-12/07 | | | | | | | | | | | | | | | | | | | | |
| 19-2297 | | | F | | | | | | | 42 | 82 | | | | | | | | 36 | |
| 19-2907 | | 09/06- | R | | | | | | | 30 | 62 | | | | | | | | 48 | |
| 1.6 HDI 90 (66 kW) Eng.9HV (DV6TED4B), 9HV (DV6TED4BU), 9HX (DV6ATED4), 9 4/05-4/08 | | | | | | | | | | | | | | | | | | | | |
| 19-2297 | | | F | | | | | | | 42 | 82 | | | | | | | | 36 | |
| 2.0 16V (100 kW) Eng.RFN (EW10J4) 3/02-6/05 | | | | | | | | | | | | | | | | | | | | |
| 19-2297 | | | F | | | | | | | 42 | 82 | | | | | | | | 36 | |
| 2.0 16V (103 kW) Eng.RFJ (EW10A) 3/05-4/08 | | | | | | | | | | | | | | | | | | | | |
| 19-2297 | | | F | | | | | | | 42 | 82 | | | | | | | | 36 | |
| 19-2907 | | 09/06- | R | | | | | | | 30 | 62 | | | | | | | | 48 | |
| 2.0 HDI 110 (79 kW) Eng.RHS (DW10ATED) 3/02-12/09 | | | | | | | | | | | | | | | | | | | | |
| 19-2297 | | | F | | | | | | | 42 | 82 | | | | | | | | 36 | |
| 19-2907 | | 09/06- | R | | | | | | | 30 | 62 | | | | | | | | 48 | |
| 2.0 HDi 135 (100 kW) Eng.RHR (DW10BTED4) 2/04-4/08 | | | | | | | | | | | | | | | | | | | | |
| 19-2297 | | | F | | | | | | | 42 | 82 | | | | | | | | 36 | |
| 19-2907 | | 09/06- | R | | | | | | | 30 | 62 | | | | | | | | 48 | |

PEUGEOT

| METELLI ref | Spare Parts | | F/R | L/R | | | ABS | A | B | C | D | E | F | G | H | I | L | M | Fig | NOTE |
|--|-------------|--|-----|-----|--|--|-----|---|---|----|----|---|---|---|---|---|---|---|-----|--------------|
| 1.6 BioFlex (80 kW) Eng.NFU (TU5JP4) 4/08-10/14 | | | | | | | | | | | | | | | | | | | | |
| 19-2297 | | | F | | | | | | | 42 | 82 | | | | | | | | 36 | |
| 19-2776 | | | R | | | | | | | 30 | 62 | | | | | | | | 51 | |
| 1.6 GTi (147 kW) Eng.EP6CDTX 7/10-10/14 | | | | | | | | | | | | | | | | | | | | |
| 19-2753 | | | F | | | | | | | 45 | 83 | | | | | | | | 44 | Eng. EP6CDTX |
| 1.6 HDi (66 kW) Eng.9HV (DV6TED4B), 9HV (DV6TED4BU), 9HX (DV6ATED4) 9/07-10/14 | | | | | | | | | | | | | | | | | | | | |
| 19-2297 | | | F | | | | | | | 42 | 82 | | | | | | | | 36 | |
| 19-2776 | | | R | | | | | | | 30 | 62 | | | | | | | | 51 | |
| 1.6 HDi (68 kW) Eng.9HJ (DV6DTE DM), 9HP (DV6DTE D) 11/09-10/14 | | | | | | | | | | | | | | | | | | | | |
| 19-2297 | | | F | | | | | | | 42 | 82 | | | | | | | | 36 | |
| 19-2776 | | | R | | | | | | | 30 | 62 | | | | | | | | 51 | |
| 1.6 HDi (80 kW) Eng.9HY (DV6TED4), 9HZ (DV6TED4) 9/07-10/14 | | | | | | | | | | | | | | | | | | | | |
| 19-2297 | | | F | | | | | | | 42 | 82 | | | | | | | | 36 | |
| 19-2776 | | | R | | | | | | | 30 | 62 | | | | | | | | 51 | |
| 1.6 HDi (82 kW) Eng.9HR (DV6C) 12/09-10/14 | | | | | | | | | | | | | | | | | | | | |
| 19-2297 | | | F | | | | | | | 42 | 82 | | | | | | | | 36 | |
| 19-2776 | | | R | | | | | | | 30 | 62 | | | | | | | | 51 | |
| 1.6 HDi (84 kW) Eng.9HD (DV6C), 9HG (DV6C M) 3/13-10/14 | | | | | | | | | | | | | | | | | | | | |
| 19-2297 | | | F | | | | | | | 42 | 82 | | | | | | | | 36 | |
| 19-2776 | | | R | | | | | | | 30 | 62 | | | | | | | | 51 | |
| 2.0 Bioflex (103 kW) Eng.RFJ (EW10A) 1/08-12/12 | | | | | | | | | | | | | | | | | | | | |
| 19-2297 | | | F | | | | | | | 42 | 82 | | | | | | | | 36 | |
| 19-2776 | | | R | | | | | | | 30 | 62 | | | | | | | | 51 | |
| 2.0 HDi (100 kW) Eng.RHR (DW10BTED4), RHR (DW10CB) 9/07-10/14 | | | | | | | | | | | | | | | | | | | | |
| 19-2297 | | | F | | | | | | | 42 | 82 | | | | | | | | 36 | |
| 19-2776 | | | R | | | | | | | 30 | 62 | | | | | | | | 51 | |
| 2.0 HDi (103 kW) Eng.RHR (DW10BTED4) 7/10-12/12 | | | | | | | | | | | | | | | | | | | | |
| 19-2297 | | | F | | | | | | | 42 | 82 | | | | | | | | 36 | |
| 19-2776 | | | R | | | | | | | 30 | 62 | | | | | | | | 51 | |

PEUGEOT

| METELLI ref | Spare Parts | | F/R | L/R | | | ABS | A | B | C | D | E | F | G | H | I | L | M | Fig | NOTE |
|--|-------------|--|-----|-----|--|--|-----|---|---|----|----|---|---|---|---|---|---|----|-----|--------------|
| 1.6 THP (147 kW) Eng.EP6CDTX 10/10-12/14 | | | | | | | | | | | | | | | | | | | | |
| 19-2753 | | | F | | | | | | | 45 | 83 | | | | | | | 44 | | Eng. EP6CDTX |
| 2.0 CVVT (103 kW) Eng.RFJ (EW10A) 7/09-12/14 | | | | | | | | | | | | | | | | | | | | |
| 19-2297 | | | F | | | | | | | 42 | 82 | | | | | | | 36 | | |
| 19-2776 | | | R | | | | | | | 30 | 62 | | | | | | | 51 | | |
| 2.0 HDi (100 kW) Eng.RHR (DW10BTED4) 4/09-12/14 | | | | | | | | | | | | | | | | | | | | |
| 19-2297 | | | F | | | | | | | 42 | 82 | | | | | | | 36 | | |
| 19-2776 | | | R | | | | | | | 30 | 62 | | | | | | | 51 | | |
| 2.0 HDi (103 kW) Eng.RHF (DW10BTED4) 4/09-12/12 | | | | | | | | | | | | | | | | | | | | |
| 19-2297 | | | F | | | | | | | 42 | 82 | | | | | | | 36 | | |
| 19-2776 | | | R | | | | | | | 30 | 62 | | | | | | | 51 | | |
| 2.0 HDi (120 kW) Eng.RHH (DW10CTED4) 6/09-12/14 | | | | | | | | | | | | | | | | | | | | |
| 19-2297 | | | F | | | | | | | 42 | 82 | | | | | | | 36 | | |
| 19-2776 | | | R | | | | | | | 30 | 62 | | | | | | | 51 | | |
| 308 I SW (4E_, 4H_) 9/07-1/70 | | | | | | | | | | | | | | | | | | | | |
| 1.4 16V (70 kW) Eng.8FS (EP3) 9/07-10/14 | | | | | | | | | | | | | | | | | | | | |
| 19-2297 | | | F | | | | | | | 42 | 82 | | | | | | | 36 | | |
| 19-2776 | | | R | | | | | | | 30 | 62 | | | | | | | 51 | | |
| 1.4 16V (72 kW) Eng.8FR (EP3) 12/09-10/14 | | | | | | | | | | | | | | | | | | | | |
| 19-2297 | | | F | | | | | | | 42 | 82 | | | | | | | 36 | | |
| 19-2776 | | | R | | | | | | | 30 | 62 | | | | | | | 51 | | |
| 1.6 16V (88 kW) Eng.5FS (EP6C), 5FW (EP6) 9/07-10/14 | | | | | | | | | | | | | | | | | | | | |
| 19-2297 | | | F | | | | | | | 42 | 82 | | | | | | | 36 | | |
| 19-2776 | | | R | | | | | | | 30 | 62 | | | | | | | 51 | | |
| 1.6 16V (103 kW) Eng.5FT (EP6DT) 9/07-10/14 | | | | | | | | | | | | | | | | | | | | |
| 19-2297 | | | F | | | | | | | 42 | 82 | | | | | | | 36 | | |
| 19-2776 | | | R | | | | | | | 30 | 62 | | | | | | | 51 | | |

PEUGEOT

| METELLI ref | Spare Parts | | F/R | L/R | | ABS | A | B | C | D | E | F | G | H | I | L | M | Fig | NOTE |
|--|-------------|--|-----|-----|--|-----|---|---|----|----|-----|---|---|---|---|-----|---|-----|------------|
| 19-2776 | | | R | | | | | | 30 | 62 | | | | | | 51 | | | |
| 2.0 HDi (100 kW) Eng.RHR (DW10BTED4) 9/07-12/12 | | | | | | | | | | | | | | | | | | | |
| 19-2297 | | | F | | | | | | 42 | 82 | | | | | | 36 | | | |
| 19-2776 | | | R | | | | | | 30 | 62 | | | | | | 51 | | | |
| 2.0 HDi (103 kW) Eng.RHR (DW10BTED4) 9/07-10/14 | | | | | | | | | | | | | | | | | | | |
| 19-2297 | | | F | | | | | | 42 | 82 | | | | | | 36 | | | |
| 19-2776 | | | R | | | | | | 30 | 62 | | | | | | 51 | | | |
| 2.0 HDi (110 kW) Eng.RHE (DW10CTED4) 4/11-10/14 | | | | | | | | | | | | | | | | | | | |
| 19-2297 | | | F | | | | | | 42 | 82 | | | | | | 36 | | | |
| 19-2776 | | | R | | | | | | 30 | 62 | | | | | | 51 | | | |
| 2.0 HDi (120 kW) Eng.RHH (DW10CTED4) 6/09-10/14 | | | | | | | | | | | | | | | | | | | |
| 19-2297 | | | F | | | | | | 42 | 82 | | | | | | 36 | | | |
| 19-2776 | | | R | | | | | | 30 | 62 | | | | | | 51 | | | |
| 308 II 9/13-1/70 | | | | | | | | | | | | | | | | | | | |
| 1.2 THP 110 (81 kW) Eng.HNP (EB2ADT), HNV (EB2DTM), HNZ (EB2DT) 11/13-6/21 | | | | | | | | | | | | | | | | | | | |
| 19-2369 | | | R | | | | | | 65 | | 130 | | | | | 113 | | | |
| 19-8155 | | | F | | | | | | 42 | 80 | | | | | | 44 | | | |
| 1.2 THP 130 (96 kW) Eng.HNS (EB2ADTS) (06.19-.), HNY (EB2DTS) 11/13-6/21 | | | | | | | | | | | | | | | | | | | |
| 19-2369 | | | R | | | | | | 65 | | 130 | | | | | 113 | | | |
| 19-8155 | | | F | | | | | | 42 | 80 | | | | | | 44 | | | |
| 1.2 VTi 72 (60 kW) Eng.HMZ (EB2F) 9/13-6/21 | | | | | | | | | | | | | | | | | | | |
| 19-2369 | | | R | | | | | | 65 | | 130 | | | | | 113 | | | |
| 19-8155 | | | F | | | | | | 42 | 80 | | | | | | 44 | | | |
| 1.5 BlueHDI 100 (75 kW) Eng.YHY (DV5RD) 5/18-6/21 | | | | | | | | | | | | | | | | | | | |
| 19-2369 | | | R | | | | | | 65 | | 130 | | | | | 113 | | | Disc 268mm |
| 19-8155 | | | F | | | | | | 42 | 80 | | | | | | 44 | | | |
| 1.5 BlueHDI 130 (96 kW) Eng.YHZ (DV5RC) 6/17-6/21 | | | | | | | | | | | | | | | | | | | |
| 19-2369 | | | R | | | | | | 65 | | 130 | | | | | 113 | | | Disc 268mm |

PEUGEOT

| METELLI ref | Spare Parts | | F/R | L/R | | ABS | A | B | C | D | E | F | G | H | I | L | M | Fig | NOTE |
|--|-------------|--|-----|-----|--|-----|---|---|----|----|-----|---|---|---|---|-----|---|-----|------------|
| 19-8155 | | | F | | | | | | 42 | 80 | | | | | | 44 | | | |
| 1.6 (85 kW) Eng.NFP (EC5) 5/15-6/21 | | | | | | | | | | | | | | | | | | | |
| 19-2369 | | | R | | | | | | 65 | | 130 | | | | | 113 | | | Disc 268mm |
| 19-8155 | | | F | | | | | | 42 | 80 | | | | | | 44 | | | |
| 1.6 (115 kW) Eng.5FV (EP6CDT) 9/13-6/21 | | | | | | | | | | | | | | | | | | | |
| 19-2369 | | | R | | | | | | 65 | | 130 | | | | | 113 | | | |
| 19-8155 | | | F | | | | | | 42 | 80 | | | | | | 44 | | | |
| 1.6 BlueHDi 120 (88 kW) Eng.BHZ (DV6FC) 11/13-6/21 | | | | | | | | | | | | | | | | | | | |
| 19-2369 | | | R | | | | | | 65 | | 130 | | | | | 113 | | | |
| 19-8155 | | | F | | | | | | 42 | 80 | | | | | | 44 | | | |
| 1.6 GT 205 (151 kW) Eng.5GT (EP6FDTX) 6/14-6/21 | | | | | | | | | | | | | | | | | | | |
| 19-2369 | | | R | | | | | | 65 | | 130 | | | | | 113 | | | Disc 268mm |
| 19-8155 | | | F | | | | | | 42 | 80 | | | | | | 44 | | | |
| 1.6 GTi (184 kW) Eng.5GP (EP6FDTR) 8/15-6/21 | | | | | | | | | | | | | | | | | | | |
| 19-2369 | | | R | | | | | | 65 | | 130 | | | | | 113 | | | Disc 268mm |
| 19-8155 | | | F | | | | | | 42 | 80 | | | | | | 44 | | | |
| 1.6 GTi (200 kW) Eng.5GN (EP6FDTR) 6/15-6/21 | | | | | | | | | | | | | | | | | | | |
| 19-2369 | | | R | | | | | | 65 | | 130 | | | | | 113 | | | Disc 268mm |
| 19-8155 | | | F | | | | | | 42 | 80 | | | | | | 44 | | | |
| 1.6 GTi PureTech (193 kW) Eng.EGX (EP6FADTR) 7/18-6/21 | | | | | | | | | | | | | | | | | | | |
| 19-2369 | | | R | | | | | | 65 | | 130 | | | | | 113 | | | Disc 268mm |
| 19-8155 | | | F | | | | | | 42 | 80 | | | | | | 44 | | | |
| 1.6 HDi (68 kW) Eng.9HP (DV6DTE) 9/13-6/21 | | | | | | | | | | | | | | | | | | | |
| 19-2369 | | | R | | | | | | 65 | | 130 | | | | | 113 | | | |
| 19-8155 | | | F | | | | | | 42 | 80 | | | | | | 44 | | | |
| 1.6 HDi / BlueHDi 115 (85 kW) Eng.9HC (DV6C), BHX (DV6FC), BHZ (DV6FC) 9/13-6/21 | | | | | | | | | | | | | | | | | | | |
| 19-2369 | | | R | | | | | | 65 | | 130 | | | | | 113 | | | |
| 19-8155 | | | F | | | | | | 42 | 80 | | | | | | 44 | | | |

PEUGEOT

| METELLI ref | Spare Parts | | F/R | L/R | | | ABS | A | B | C | D | E | F | G | H | I | L | M | Fig | NOTE |
|--|-------------|--|-----|-----|--|--|-----|---|---|----|----|-----|---|---|---|---|---|---|-----|------------|
| 1.6 HDi 100 (73 kW) Eng.BHY (DV6FD) 4/14-6/21 | | | | | | | | | | | | | | | | | | | | |
| 19-2369 | | | R | | | | | | | 65 | | 130 | | | | | | | 113 | |
| 19-8155 | | | F | | | | | | | 42 | 80 | | | | | | | | 44 | |
| 1.6 PureTech 225 (165 kW) Eng.GGR (EP6FADTX) 1/18-6/21 | | | | | | | | | | | | | | | | | | | | |
| 19-2369 | | | R | | | | | | | 65 | | 130 | | | | | | | 113 | Disc 268mm |
| 19-8155 | | | F | | | | | | | 42 | 80 | | | | | | | | 44 | |
| 1.6 THP (112 kW) Eng.5GX (EP6FDTMD) 9/13-6/21 | | | | | | | | | | | | | | | | | | | | |
| 19-2369 | | | R | | | | | | | 65 | | 130 | | | | | | | 113 | Disc 268mm |
| 19-8155 | | | F | | | | | | | 42 | 80 | | | | | | | | 44 | |
| 1.6 THP 125 (92 kW) Eng.5FA (EP6CDT) 9/13-6/21 | | | | | | | | | | | | | | | | | | | | |
| 19-2369 | | | R | | | | | | | 65 | | 130 | | | | | | | 113 | |
| 19-8155 | | | F | | | | | | | 42 | 80 | | | | | | | | 44 | |
| 1.6 THP 150 (110 kW) Eng.5GX (EP6FDTMD) 3/14-6/21 | | | | | | | | | | | | | | | | | | | | |
| 19-2369 | | | R | | | | | | | 65 | | 130 | | | | | | | 113 | Disc 268mm |
| 19-8155 | | | F | | | | | | | 42 | 80 | | | | | | | | 44 | |
| 1.6 THP 163 (120 kW) Eng.5FM (EP6CDTM) 6/14-6/21 | | | | | | | | | | | | | | | | | | | | |
| 19-2369 | | | R | | | | | | | 65 | | 130 | | | | | | | 113 | Disc 268mm |
| 19-8155 | | | F | | | | | | | 42 | 80 | | | | | | | | 44 | |
| 2.0 BlueHdi 150 (110 kW) Eng.AHX (DW10FCD), AHX (DW10FD) 11/13-6/21 | | | | | | | | | | | | | | | | | | | | |
| 19-2369 | | | R | | | | | | | 65 | | 130 | | | | | | | 113 | |
| 19-8155 | | | F | | | | | | | 42 | 80 | | | | | | | | 44 | |
| 2.0 GT BlueHdi 180 (130 kW) Eng.EHZ (DW10FC) 6/17-6/21 | | | | | | | | | | | | | | | | | | | | |
| 19-2369 | | | R | | | | | | | 65 | | 130 | | | | | | | 113 | Disc 268mm |
| 19-8155 | | | F | | | | | | | 42 | 80 | | | | | | | | 44 | |
| 2.0 GT BlueHdi 180 (132 kW) Eng.AHW (DW10FC) 6/17-6/21 | | | | | | | | | | | | | | | | | | | | |
| 19-2369 | | | R | | | | | | | 65 | | 130 | | | | | | | 113 | Disc 268mm |
| 19-8155 | | | F | | | | | | | 42 | 80 | | | | | | | | 44 | |
| 2.0 GT HDi 180 / BlueHdi 180 (133 kW) Eng.AHW (DW10FC) 6/14-6/21 | | | | | | | | | | | | | | | | | | | | |
| 19-2369 | | | R | | | | | | | 65 | | 130 | | | | | | | 113 | Disc 268mm |

PEUGEOT

| METELLI ref | Spare Parts | | F/R | L/R | | | ABS | A | B | C | D | E | F | G | H | I | L | M | Fig | NOTE |
|---|-------------|--|-----|-----|--|--|-----|---|---|----|----|-----|---|---|---|---|-----|---|-----|------------|
| 19-8155 | | | F | | | | | | | 42 | 80 | | | | | | 44 | | | |
| 1.6 PureTech 225 (165 kW) Eng.5GG (EP6FADTX) 1/18-6/21 | | | | | | | | | | | | | | | | | | | | |
| 19-2369 | | | R | | | | | | | 65 | | 130 | | | | | 113 | | | Disc 268mm |
| 19-8155 | | | F | | | | | | | 42 | 80 | | | | | | 44 | | | |
| 1.6 THP 125 (92 kW) Eng.5FA (EP6CDT) 3/14-6/21 | | | | | | | | | | | | | | | | | | | | |
| 19-2369 | | | R | | | | | | | 65 | | 130 | | | | | 113 | | | Disc 268mm |
| 19-8155 | | | F | | | | | | | 42 | 80 | | | | | | 44 | | | |
| 1.6 THP 150 (110 kW) Eng.5GX (EP6FDTMD) 3/14-6/21 | | | | | | | | | | | | | | | | | | | | |
| 19-2369 | | | R | | | | | | | 65 | | 130 | | | | | 113 | | | Disc 268mm |
| 19-8155 | | | F | | | | | | | 42 | 80 | | | | | | 44 | | | |
| 1.6 THP 155 (115 kW) Eng.5FV (EP6CDT) 3/14-6/21 | | | | | | | | | | | | | | | | | | | | |
| 19-2369 | | | R | | | | | | | 65 | | 130 | | | | | 113 | | | |
| 19-8155 | | | F | | | | | | | 42 | 80 | | | | | | 44 | | | |
| 1.6 VTi (85 kW) Eng.NFP (EC5) 3/14-6/21 | | | | | | | | | | | | | | | | | | | | |
| 19-2369 | | | R | | | | | | | 65 | | 130 | | | | | 113 | | | Disc 268mm |
| 19-8155 | | | F | | | | | | | 42 | 80 | | | | | | 44 | | | |
| 2.0 BlueHDi 150 (110 kW) Eng.AHX (DW10FCD) 3/14-6/21 | | | | | | | | | | | | | | | | | | | | |
| 19-2369 | | | R | | | | | | | 65 | | 130 | | | | | 113 | | | |
| 19-8155 | | | F | | | | | | | 42 | 80 | | | | | | 44 | | | |
| 2.0 GT BlueHDi 180 (130 kW) Eng.EHZ (DW10FC) 6/17-6/21 | | | | | | | | | | | | | | | | | | | | |
| 19-2369 | | | R | | | | | | | 65 | | 130 | | | | | 113 | | | Disc 268mm |
| 19-8155 | | | F | | | | | | | 42 | 80 | | | | | | 44 | | | |
| 2.0 GT BlueHDi 180 (132 kW) Eng.AHW (DW10FC) 6/17-6/21 | | | | | | | | | | | | | | | | | | | | |
| 19-2369 | | | R | | | | | | | 65 | | 130 | | | | | 113 | | | Disc 268mm |
| 19-8155 | | | F | | | | | | | 42 | 80 | | | | | | 44 | | | |
| 2.0 GT HDi 180 / BlueHDi 180 (133 kW) Eng.AHW (DW10FC) 6/14-6/21 | | | | | | | | | | | | | | | | | | | | |
| 19-2369 | | | R | | | | | | | 65 | | 130 | | | | | 113 | | | Disc 268mm |

PEUGEOT

| METELLI ref | Spare Parts | | F/R | L/R | | | ABS | A | B | C | D | E | F | G | H | I | L | M | Fig | NOTE |
|---|-------------|--|-----|-----|--|--|-----|---|---|----|----|-----|---|---|---|---|---|---|-----|--------------------------------------|
| 1.6 (55 kW) Eng.B1A (XU51C) 10/85-7/89 | | | | | | | | | | | | | | | | | | | | |
| 19-2129 | | | F | | | | | | | 42 | 82 | | | | | | | | 36 | |
| 19-2595 | | | R | | | | | | | 25 | 52 | | | | | | | | 37 | +/-ABS, Brake drum, Payload standard |
| 19-2601 | | | R | | | | | | | | | 128 | | | | | | | | Brake disc |
| 1.6 (59 kW) Eng.B1A (XU51C), B1D (XU51C) 10/85-7/89 | | | | | | | | | | | | | | | | | | | | |
| 19-2129 | | | F | | | | | | | 42 | 82 | | | | | | | | 36 | |
| 19-2595 | | | R | | | | | | | 25 | 52 | | | | | | | | 37 | +/-ABS, Brake drum, Payload standard |
| 19-2601 | | | R | | | | | | | | | 128 | | | | | | | | Brake disc |
| 1.6 (69 kW) Eng.J2 1/86-7/89 | | | | | | | | | | | | | | | | | | | | |
| 19-2129 | | | F | | | | | | | 42 | 82 | | | | | | | | 36 | |
| 19-2595 | | | R | | | | | | | 25 | 52 | | | | | | | | 37 | +/-ABS, Brake drum, Payload standard |
| 19-2601 | | | R | | | | | | | | | 128 | | | | | | | | Brake disc |
| 1.6 (76 kW) Eng.180Z (XU5J), B6B (XU5J) 11/85-9/88 | | | | | | | | | | | | | | | | | | | | |
| 19-2129 | | | F | | | | | | | 42 | 82 | | | | | | | | 36 | |
| 19-2595 | | | R | | | | | | | 25 | 52 | | | | | | | | 37 | +/-ABS, Brake drum, Payload standard |
| 19-2601 | | | R | | | | | | | | | 128 | | | | | | | | Brake disc |
| 1.6 (83 kW) Eng.B6D (XU5JA) 7/86-6/89 | | | | | | | | | | | | | | | | | | | | |
| 19-2129 | | | F | | | | | | | 42 | 82 | | | | | | | | 36 | |
| 19-2595 | | | R | | | | | | | 25 | 52 | | | | | | | | 37 | +/-ABS, Brake drum, Payload standard |
| 19-2601 | | | R | | | | | | | | | 128 | | | | | | | | Brake disc |
| 1.6 Cat (55 kW) Eng.BAZ (XU5CP) 9/86-12/89 | | | | | | | | | | | | | | | | | | | | |
| 19-2129 | | | F | | | | | | | 42 | 82 | | | | | | | | 36 | |
| 1.9 (72 kW) Eng.DFZ (XU9J1) 3/86-7/89 | | | | | | | | | | | | | | | | | | | | |
| 19-2129 | | | F | | | | | | | 42 | 82 | | | | | | | | 36 | |
| 19-2595 | | | R | | | | | | | 25 | 52 | | | | | | | | 37 | +/-ABS, Brake drum, Payload standard |
| 19-2601 | | | R | | | | | | | | | 128 | | | | | | | | Brake disc |
| 1.9 (75 kW) Eng.D2B (XU9S) 10/85-7/89 | | | | | | | | | | | | | | | | | | | | |
| 19-2129 | | | F | | | | | | | 42 | 82 | | | | | | | | 36 | |
| 19-2595 | | | R | | | | | | | 25 | 52 | | | | | | | | 37 | +/-ABS, Brake drum, Payload standard |

PEUGEOT

| METELLI ref | Spare Parts | | F/R | L/R | | | ABS | A | B | C | D | E | F | G | H | I | L | M | Fig | NOTE |
|---|-------------|--|-----|-----|--|--|-----|---|---|----|----|-----|---|---|---|---|---|---|-----|--------------------------------------|
| 19-2595 | | | R | | | | | | | 25 | 52 | | | | | | | | 37 | +/-ABS, Brake drum, Payload standard |
| 19-2601 | | | R | | | | | | | | | 128 | | | | | | | | Brake disc |
| 1.4 (55 kW) Eng.KDY (TU3M), KDZ (TU3M) 7/89-12/93 | | | | | | | | | | | | | | | | | | | | |
| 19-2184 | | | F | | | | | | | 35 | 72 | | | | | | | | 33 | |
| 19-2595 | | | R | | | | | | | 25 | 52 | | | | | | | | 37 | +/-ABS, Brake drum, Payload standard |
| 19-2601 | | | R | | | | | | | | | 128 | | | | | | | | Brake disc |
| 1.6 (65 kW) Eng.BDY (XU5M2Z), BDY (XU5M3Z), BDZ (XU5M) 7/89-12/93 | | | | | | | | | | | | | | | | | | | | |
| 19-2129 | | | F | | | | | | | 42 | 82 | | | | | | | | 36 | |
| 19-2595 | | | R | | | | | | | 25 | 52 | | | | | | | | 37 | +/-ABS, Brake drum, Payload standard |
| 19-2601 | | | R | | | | | | | | | 128 | | | | | | | | Brake disc |
| 1.6 (68 kW) Eng.B2A (XU52C/K) 7/89-12/93 | | | | | | | | | | | | | | | | | | | | |
| 19-2129 | | | F | | | | | | | 42 | 82 | | | | | | | | 36 | |
| 19-2595 | | | R | | | | | | | 25 | 52 | | | | | | | | 37 | +/-ABS, Brake drum, Payload standard |
| 19-2601 | | | R | | | | | | | | | 128 | | | | | | | | Brake disc |
| 1.6 (69 kW) Eng.B2A (XU52C/K) 7/89-12/93 | | | | | | | | | | | | | | | | | | | | |
| 19-2129 | | | F | | | | | | | 42 | 82 | | | | | | | | 36 | |
| 19-2595 | | | R | | | | | | | 25 | 52 | | | | | | | | 37 | +/-ABS, Brake drum, Payload standard |
| 19-2601 | | | R | | | | | | | | | 128 | | | | | | | | Brake disc |
| 1.6 GTi (85 kW) Eng.B6D (XU5JA) 9/89-10/93 | | | | | | | | | | | | | | | | | | | | |
| 19-2129 | | | F | | | | | | | 42 | 82 | | | | | | | | 36 | |
| 1.8 Diesel (44 kW) Eng.161A (XUD7) 7/89-12/93 | | | | | | | | | | | | | | | | | | | | |
| 19-2129 | | | F | | | | | | | 42 | 82 | | | | | | | | 36 | |
| 19-2595 | | | R | | | | | | | 25 | 52 | | | | | | | | 37 | +/-ABS, Brake drum, Payload standard |
| 19-2601 | | | R | | | | | | | | | 128 | | | | | | | | Brake disc |
| 1.8 TD (57 kW) Eng.A8B (XUD7TE) 8/89-12/93 | | | | | | | | | | | | | | | | | | | | |
| 19-2129 | | | F | | | | | | | 42 | 82 | | | | | | | | 36 | |
| 1.9 (72 kW) Eng.DFZ (XU9J1) 8/89-12/93 | | | | | | | | | | | | | | | | | | | | |
| 19-2129 | | | F | | | | | | | 42 | 82 | | | | | | | | 36 | |
| 19-2595 | | | R | | | | | | | 25 | 52 | | | | | | | | 37 | +/-ABS, Brake drum, Payload standard |

PEUGEOT

| METELLI ref | Spare Parts | | F/R | L/R | | | ABS | A | B | C | D | E | F | G | H | I | L | M | Fig | NOTE |
|---|-------------|--|-----|-----|--|--|-----|---|---|----|----|---|---|---|---|---|---|----|-----|------|
| 2.0 4x4 (108 kW) Eng.4B11 11/10-3/13 | | | | | | | | | | | | | | | | | | | | |
| 19-2800 | | | F | | | | | | | 43 | 80 | | | | | | | 40 | | |
| 4008 5/12-1/70 | | | | | | | | | | | | | | | | | | | | |
| 1.6 (86 kW) Eng.4A92 5/12-1/70 | | | | | | | | | | | | | | | | | | | | |
| 19-2800 | | | F | | | | | | | 43 | 80 | | | | | | | 40 | | |
| 1.6 HDi (84 kW) Eng.9HD (DV6C) 5/12-1/70 | | | | | | | | | | | | | | | | | | | | |
| 19-2800 | | | F | | | | | | | 43 | 80 | | | | | | | 40 | | |
| 1.8 HDi (110 kW) Eng.6HZ (4N13) 5/12-1/70 | | | | | | | | | | | | | | | | | | | | |
| 19-2800 | | | F | | | | | | | 43 | 80 | | | | | | | 40 | | |
| 2.0 (110 kW) Eng.4B11 5/13-1/70 | | | | | | | | | | | | | | | | | | | | |
| 19-2800 | | | F | | | | | | | 43 | 80 | | | | | | | 40 | | |
| 2.0 AWC (110 kW) Eng.4B11 5/12-1/70 | | | | | | | | | | | | | | | | | | | | |
| 19-2800 | | | F | | | | | | | 43 | 80 | | | | | | | 40 | | |
| 405 I (15B) 1/87-12/93 | | | | | | | | | | | | | | | | | | | | |
| 1.4 (47 kW) Eng.K5A (TU3) 1/87-7/92 | | | | | | | | | | | | | | | | | | | | |
| 19-2129 | | | F | | | | | | | 42 | 82 | | | | | | | 36 | | |
| 1.6 (53 kW) Eng.B1E (XU51C) 7/87-12/92 | | | | | | | | | | | | | | | | | | | | |
| 19-2129 | | | F | | | | | | | 42 | 82 | | | | | | | 36 | | |
| 1.6 (55 kW) Eng.B1E (XU51C), BAZ (XU5CP) 7/87-6/88 | | | | | | | | | | | | | | | | | | | | |
| 19-2129 | | | F | | | | | | | 42 | 82 | | | | | | | 36 | | |
| 1.6 (65 kW) Eng.BDY (XU5M2Z), BDZ (XU5M) 7/87-12/92 | | | | | | | | | | | | | | | | | | | | |
| 19-2129 | | | F | | | | | | | 42 | 82 | | | | | | | 36 | | |
| 1.6 (66 kW) Eng.BDZ (XU5M) 10/89-12/92 | | | | | | | | | | | | | | | | | | | | |
| 19-2129 | | | F | | | | | | | 42 | 82 | | | | | | | 36 | | |
| 1.6 (69 kW) Eng.B2A (XU52C/K) 1/87-12/92 | | | | | | | | | | | | | | | | | | | | |
| 19-2129 | | | F | | | | | | | 42 | 82 | | | | | | | 36 | | |

PEUGEOT

| METELLI ref | Spare Parts | | F/R | L/R | | | ABS | A | B | C | D | E | F | G | H | I | L | M | Fig | NOTE |
|---|-------------|--|-----|-----|--|--|-----|---|---|----|----|---|---|---|---|---|---|---|-----|------|
| 1.9 Sport MI-16 (108 kW) Eng.DFW (XU9J4Z) 6/87-7/92 | | | | | | | | | | | | | | | | | | | | |
| 19-2129 | | | F | | | | | | | 42 | 82 | | | | | | | | 36 | |
| 1.9 Sport MI-16 (116 kW) Eng.D6C (XU9J4) 7/87-11/92 | | | | | | | | | | | | | | | | | | | | |
| 19-2129 | | | F | | | | | | | 42 | 82 | | | | | | | | 36 | |
| 1.9 SPort MI-16 4x4 (108 kW) Eng.DFW (XU9J4Z) 6/87-7/92 | | | | | | | | | | | | | | | | | | | | |
| 19-2129 | | | F/R | | | | | | | 42 | 82 | | | | | | | | 36 | |
| 405 I Break (15E) 6/87-8/92 | | | | | | | | | | | | | | | | | | | | |
| 1.4 (47 kW) Eng.K5A (TU3) 5/88-7/92 | | | | | | | | | | | | | | | | | | | | |
| 19-2129 | | | F | | | | | | | 42 | 82 | | | | | | | | 36 | |
| 1.6 (53 kW) Eng.B1E (XU51C) 10/88-8/92 | | | | | | | | | | | | | | | | | | | | |
| 19-2129 | | | F | | | | | | | 42 | 82 | | | | | | | | 36 | |
| 1.6 (55 kW) Eng.BAZ (XU5CP) 10/88-8/92 | | | | | | | | | | | | | | | | | | | | |
| 19-2129 | | | F | | | | | | | 42 | 82 | | | | | | | | 36 | |
| 1.6 (65 kW) Eng.BDY (XU5M2Z), BDY (XU5M3Z), BDZ (XU5M) 10/88-8/92 | | | | | | | | | | | | | | | | | | | | |
| 19-2129 | | | F | | | | | | | 42 | 82 | | | | | | | | 36 | |
| 1.6 (66 kW) Eng.BDZ (XU5M) 10/88-8/92 | | | | | | | | | | | | | | | | | | | | |
| 19-2129 | | | F | | | | | | | 42 | 82 | | | | | | | | 36 | |
| 1.6 (68 kW) Eng.B2A (XU52C/K) 5/88-7/92 | | | | | | | | | | | | | | | | | | | | |
| 19-2129 | | | F | | | | | | | 42 | 82 | | | | | | | | 36 | |
| 1.6 (69 kW) Eng.BDZ (XU5M) 10/88-8/92 | | | | | | | | | | | | | | | | | | | | |
| 19-2129 | | | F | | | | | | | 42 | 82 | | | | | | | | 36 | |
| 1.6 SRi 4x4 (65 kW) Eng.BDZ (XU5M) 4/88-7/92 | | | | | | | | | | | | | | | | | | | | |
| 19-2129 | | | F/R | | | | | | | 42 | 82 | | | | | | | | 36 | |
| 1.8 GLD (44 kW) Eng.- 4/90-7/92 | | | | | | | | | | | | | | | | | | | | |
| 19-2129 | | | F | | | | | | | 42 | 82 | | | | | | | | 36 | |
| 1.8 TD (66 kW) Eng.A8A (XUD7TE), AJZ (XUD7TEY) 10/88-8/92 | | | | | | | | | | | | | | | | | | | | |
| 19-2129 | | | F | | | | | | | 42 | 82 | | | | | | | | 36 | |

PEUGEOT

| METELLI ref | Spare Parts | | F/R | L/R | | | ABS | A | B | C | D | E | F | G | H | I | L | M | Fig | NOTE |
|--|-------------|--|-----|-----|--|--|-----|---|---|----|----|---|---|---|---|---|---|----|-----|------|
| 1.9 (70 kW) Eng.D2C (XU92C) 10/88-8/92 | | | | | | | | | | | | | | | | | | | | |
| 19-2129 | | | F | | | | | | | 42 | 82 | | | | | | | 36 | | |
| 1.9 (72 kW) Eng.DFZ (XU9J1) 5/88-7/92 | | | | | | | | | | | | | | | | | | | | |
| 19-2129 | | | F | | | | | | | 42 | 82 | | | | | | | 36 | | |
| 1.9 (77 kW) Eng.DFZ (XU9J1) 10/88-8/92 | | | | | | | | | | | | | | | | | | | | |
| 19-2129 | | | F | | | | | | | 42 | 82 | | | | | | | 36 | | |
| 1.9 (80 kW) Eng.DDZ (XU9M) 10/88-8/92 | | | | | | | | | | | | | | | | | | | | |
| 19-2129 | | | F | | | | | | | 42 | 82 | | | | | | | 36 | | |
| 1.9 (88 kW) Eng.DKZ (XU9JAZ) 10/88-8/92 | | | | | | | | | | | | | | | | | | | | |
| 19-2129 | | | F | | | | | | | 42 | 82 | | | | | | | 36 | | |
| 1.9 4WD (77 kW) Eng.DFZ (XU9J1) 9/88-7/92 | | | | | | | | | | | | | | | | | | | | |
| 19-2129 | | | F/R | | | | | | | 42 | 82 | | | | | | | 36 | | |
| 1.9 4WD (116 kW) Eng.D6C (XU9J4) 6/87-7/92 | | | | | | | | | | | | | | | | | | | | |
| 19-2129 | | | F/R | | | | | | | 42 | 82 | | | | | | | 36 | | |
| 1.9 4x4 (80 kW) Eng.DDZ (XU9M) 10/88-8/92 | | | | | | | | | | | | | | | | | | | | |
| 19-2129 | | | F/R | | | | | | | 42 | 82 | | | | | | | 36 | | |
| 1.9 4x4 (88 kW) Eng.DKZ (XU9JAZ) 7/90-7/92 | | | | | | | | | | | | | | | | | | | | |
| 19-2129 | | | F/R | | | | | | | 42 | 82 | | | | | | | 36 | | |
| 1.9 D (47 kW) Eng.DJZ (XUD9A) 10/88-8/92 | | | | | | | | | | | | | | | | | | | | |
| 19-2129 | | | F | | | | | | | 42 | 82 | | | | | | | 36 | | |
| 1.9 D (51 kW) Eng.D9B (XUD9A), DJY (XUD9A) 10/88-8/92 | | | | | | | | | | | | | | | | | | | | |
| 19-2129 | | | F | | | | | | | 42 | 82 | | | | | | | 36 | | |
| 405 II (4B) 1/92-11/99 | | | | | | | | | | | | | | | | | | | | |
| 1.4 (55 kW) Eng.KDX (TU3MC) 8/92-10/95 | | | | | | | | | | | | | | | | | | | | |
| 19-2129 | | | F | | | | | | | 42 | 82 | | | | | | | 36 | | |
| 1.6 (65 kW) Eng.BDY (XU5M2Z), BDY (XU5M3Z), BDZ (XU5M), BFZ (XU5JP) 8/92-10/95 | | | | | | | | | | | | | | | | | | | | |
| 19-2129 | | | F | | | | | | | 42 | 82 | | | | | | | 36 | | |

PEUGEOT

| METELLI ref | Spare Parts | | F/R | L/R | | | ABS | A | B | C | D | E | F | G | H | I | L | M | Fig | NOTE |
|--|-------------|--|-----|-----|--|--|-----|---|---|----|----|---|---|---|---|---|---|---|-----|------|
| 1.6 (66 kW) Eng.B2A (XU52C/K), BFZ (XU5JP) 8/92-5/97 | | | | | | | | | | | | | | | | | | | | |
| 19-2129 | | | F | | | | | | | 42 | 82 | | | | | | | | 36 | |
| 1.6 (68 kW) Eng.B2A (XU52C/K), BFZ (XU5JP) 8/92-8/94 | | | | | | | | | | | | | | | | | | | | |
| 19-2129 | | | F | | | | | | | 42 | 82 | | | | | | | | 36 | |
| 1.8 (74 kW) Eng.LFZ (XU7JP) 8/92-10/95 | | | | | | | | | | | | | | | | | | | | |
| 19-2129 | | | F | | | | | | | 42 | 82 | | | | | | | | 36 | |
| 1.8 (76 kW) Eng.LFZ (XU7JP) 8/96-11/99 | | | | | | | | | | | | | | | | | | | | |
| 19-2129 | | | F | | | | | | | 42 | 82 | | | | | | | | 36 | |
| 1.9 (90 kW) Eng.DKZ (XU9JAZ) 1/92-11/97 | | | | | | | | | | | | | | | | | | | | |
| 19-2129 | | | F | | | | | | | 42 | 82 | | | | | | | | 36 | |
| 1.9 D (47 kW) Eng.DJZ (XUD9) 8/92-10/95 | | | | | | | | | | | | | | | | | | | | |
| 19-2129 | | | F | | | | | | | 42 | 82 | | | | | | | | 36 | |
| 1.9 D (50 kW) Eng.DJY (XUD9A) 6/94-10/95 | | | | | | | | | | | | | | | | | | | | |
| 19-2129 | | | F | | | | | | | 42 | 82 | | | | | | | | 36 | |
| 1.9 D (51 kW) Eng.DJY (XUD9A) 8/92-8/94 | | | | | | | | | | | | | | | | | | | | |
| 19-2129 | | | F | | | | | | | 42 | 82 | | | | | | | | 36 | |
| 1.9 D (52 kW) Eng.D9B (XUD9A) 8/97-11/99 | | | | | | | | | | | | | | | | | | | | |
| 19-2129 | | | F | | | | | | | 42 | 82 | | | | | | | | 36 | |
| 1.9 TD (66 kW) Eng.DHY (XUD9TE) 8/92-10/95 | | | | | | | | | | | | | | | | | | | | |
| 19-2129 | | | F | | | | | | | 42 | 82 | | | | | | | | 36 | |
| 1.9 TD (69 kW) Eng.XUD9TE 8/92-5/97 | | | | | | | | | | | | | | | | | | | | |
| 19-2129 | | | F | | | | | | | 42 | 82 | | | | | | | | 36 | |
| 2.0 (89 kW) Eng.RFX (XU10J2) 8/92-10/95 | | | | | | | | | | | | | | | | | | | | |
| 19-2129 | | | F | | | | | | | 42 | 82 | | | | | | | | 36 | |
| 2.0 MI-16 (112 kW) Eng.RFY (XU10J4Z) 8/92-10/95 | | | | | | | | | | | | | | | | | | | | |
| 19-2129 | | | F | | | | | | | 42 | 82 | | | | | | | | 36 | |
| 2.0 T 16 X4 (144 kW) Eng.RGZ (XU10J4TE/Z) 8/92-10/95 | | | | | | | | | | | | | | | | | | | | |
| 19-2129 | | | F/R | | | | | | | 42 | 82 | | | | | | | | 36 | |

PEUGEOT

| METELLI ref | Spare Parts | | F/R | L/R | | | ABS | A | B | C | D | E | F | G | H | I | L | M | Fig | NOTE |
|--|-------------|--|-----|-----|--|--|-----|---|---|----|----|-----|---|---|---|---|---|------|-----|------|
| 2.0 4x4 (144 kW) Eng.RGZ (XU10J4TE/Z) 8/92-12/95 | | | | | | | | | | | | | | | | | | | | |
| 19-2129 | | | F/R | | | | | | | 42 | 82 | | | | | | | 36 | | |
| 406 (8B) 10/95-1/05 | | | | | | | | | | | | | | | | | | | | |
| 1.6 (65 kW) Eng.BFZ (XU5JP) 11/95-5/04 | | | | | | | | | | | | | | | | | | | | |
| 19-2129 | | | F | | | | | | | 42 | 82 | | | | | | | 36 | | |
| 19-2667 | | | R | | | | | | | 32 | | 128 | | | | | | 59,2 | | -ABS |
| 1.8 (66 kW) Eng.LFX (XU7JB) 5/97-5/04 | | | | | | | | | | | | | | | | | | | | |
| 19-2129 | | | F | | | | | | | 42 | 82 | | | | | | | 36 | | |
| 19-2667 | | | R | | | | | | | 32 | | 128 | | | | | | 59,2 | | -ABS |
| 1.8 16V (81 kW) Eng.LFY (XU7JP4) 11/95-10/00 | | | | | | | | | | | | | | | | | | | | |
| 19-2129 | | | F | | | | | | | 42 | 82 | | | | | | | 36 | | |
| 19-2667 | | | R | | | | | | | 32 | | 128 | | | | | | 59,2 | | -ABS |
| 1.8 16V (85 kW) Eng.6FZ (EW7J4) 10/00-5/04 | | | | | | | | | | | | | | | | | | | | |
| 19-2129 | | | F | | | | | | | 42 | 82 | | | | | | | 36 | | |
| 1.9 D (55 kW) Eng.DHW (XUD9SD) (12.96-.) 10/96-5/04 | | | | | | | | | | | | | | | | | | | | |
| 19-2129 | | | F | | | | | | | 42 | 82 | | | | | | | 36 | | |
| 19-2667 | | | R | | | | | | | 32 | | 128 | | | | | | 59,2 | | -ABS |
| 1.9 TD (66 kW) Eng.DHX (XUD9TE) 1/96-5/04 | | | | | | | | | | | | | | | | | | | | |
| 19-2129 | | | F | | | | | | | 42 | 82 | | | | | | | 36 | | |
| 19-2667 | | | R | | | | | | | 32 | | 128 | | | | | | 59,2 | | -ABS |
| 1.9 TD (68 kW) Eng.DHY (XUD9TE) 1/96-5/04 | | | | | | | | | | | | | | | | | | | | |
| 19-2129 | | | F | | | | | | | 42 | 82 | | | | | | | 36 | | |
| 19-2667 | | | R | | | | | | | 32 | | 128 | | | | | | 59,2 | | -ABS |
| 2.0 (104 kW) Eng.RGY (XU10J2TE) 11/96-3/99 | | | | | | | | | | | | | | | | | | | | |
| 19-2129 | | | F | | | | | | | 42 | 82 | | | | | | | 36 | | |
| 2.0 16V (97 kW) Eng.RFV (XU10J4R) 11/95-5/04 | | | | | | | | | | | | | | | | | | | | |
| 19-2129 | | | F | | | | | | | 42 | 82 | | | | | | | 36 | | |
| 19-2667 | | | R | | | | | | | 32 | | 128 | | | | | | 59,2 | | -ABS |

PEUGEOT

| METELLI ref | Spare Parts | | F/R | L/R | | | ABS | A | B | C | D | E | F | G | H | I | L | M | Fig | NOTE |
|--|-------------|--|-----|-----|--|--|-----|---|---|----|----|-----|---|---|---|---|---|------|-----|------|
| 2.0 16V (99 kW) Eng.RFR (EW10J4) 1/99-8/00 | | | | | | | | | | | | | | | | | | | | |
| 19-2129 | | | F | | | | | | | 42 | 82 | | | | | | | 36 | | |
| 2.0 16V (100 kW) Eng.RFN (EW10J4) 8/00-6/04 | | | | | | | | | | | | | | | | | | | | |
| 19-2129 | | | F | | | | | | | 42 | 82 | | | | | | | 36 | | |
| 2.0 16V HPi (103 kW) Eng.RLZ (EW10D) 5/01-5/04 | | | | | | | | | | | | | | | | | | | | |
| 19-2129 | | | F | | | | | | | 42 | 82 | | | | | | | 36 | | |
| 2.0 HDi 110 (79 kW) Eng.RHS (DW10ATED), RHZ (DW10ATED) 8/01-5/04 | | | | | | | | | | | | | | | | | | | | |
| 19-2129 | | | F | | | | | | | 42 | 82 | | | | | | | 36 | | |
| 2.0 HDi 110 (80 kW) Eng.RHZ (DW10ATED) 6/98-8/01 | | | | | | | | | | | | | | | | | | | | |
| 19-2129 | | | F | | | | | | | 42 | 82 | | | | | | | 36 | | |
| 2.0 HDi 90 (66 kW) Eng.RHY (DW10TD) 2/99-5/04 | | | | | | | | | | | | | | | | | | | | |
| 19-2129 | | | F | | | | | | | 42 | 82 | | | | | | | 36 | | |
| 2.0 Turbo (108 kW) Eng.RGX (XU10J2TE) 4/96-5/04 | | | | | | | | | | | | | | | | | | | | |
| 19-2129 | | | F | | | | | | | 42 | 82 | | | | | | | 36 | | |
| 19-2667 | | | R | | | | | | | 32 | | 128 | | | | | | 59,2 | | -ABS |
| 2.1 TD 12V (80 kW) Eng.P8C (XUD11BTE) 1/96-5/04 | | | | | | | | | | | | | | | | | | | | |
| 19-2129 | | | F | | | | | | | 42 | 82 | | | | | | | 36 | | |
| 19-2667 | | | R | | | | | | | 32 | | 128 | | | | | | 59,2 | | -ABS |
| 2.2 (116 kW) Eng.3FZ (EW12J4) 7/00-5/04 | | | | | | | | | | | | | | | | | | | | |
| 19-2129 | | | F | | | | | | | 42 | 82 | | | | | | | 36 | | |
| 2.2 HDi (98 kW) Eng.4HX (DW12TED4) 3/00-5/04 | | | | | | | | | | | | | | | | | | | | |
| 19-2129 | | | F | | | | | | | 42 | 82 | | | | | | | 36 | | |
| 3.0 24V (140 kW) Eng.XFZ (ES9J4) (03.97-.) 10/96-5/04 | | | | | | | | | | | | | | | | | | | | |
| 19-2129 | | | F | | | | | | | 42 | 82 | | | | | | | 36 | | |
| 19-2667 | | | R | | | | | | | 32 | | 128 | | | | | | 59,2 | | -ABS |
| 3.0 V6 (152 kW) Eng.XFX (ES9J4S) 3/00-5/04 | | | | | | | | | | | | | | | | | | | | |
| 19-2129 | | | F | | | | | | | 42 | 82 | | | | | | | 36 | | |

PEUGEOT

| METELLI ref | Spare Parts | | F/R | L/R | | | ABS | A | B | C | D | E | F | G | H | I | L | M | Fig | NOTE |
|---|-------------|--|-----|-----|--|--|-----|---|---|----|----|-----|---|---|---|---|---|---|------|------|
| 406 Break (8E/F) 10/96-10/04 | | | | | | | | | | | | | | | | | | | | |
| 1.8 (66 kW) Eng.LFX (XU7JB) 5/97-10/04 | | | | | | | | | | | | | | | | | | | | |
| 19-2129 | | | F | | | | | | | 42 | 82 | | | | | | | | 36 | |
| 19-2667 | | | R | | | | | | | 32 | | 128 | | | | | | | 59,2 | -ABS |
| 1.8 16V (81 kW) Eng.LFY (XU7JP4) 10/96-10/00 | | | | | | | | | | | | | | | | | | | | |
| 19-2129 | | | F | | | | | | | 42 | 82 | | | | | | | | 36 | |
| 19-2667 | | | R | | | | | | | 32 | | 128 | | | | | | | 59,2 | -ABS |
| 1.8 16V (85 kW) Eng.6FZ (EW7J4) 10/00-10/04 | | | | | | | | | | | | | | | | | | | | |
| 19-2129 | | | F | | | | | | | 42 | 82 | | | | | | | | 36 | |
| 1.9 D (55 kW) Eng.DHW (XUD9SD) (12.96-.) 10/96-10/04 | | | | | | | | | | | | | | | | | | | | |
| 19-2129 | | | F | | | | | | | 42 | 82 | | | | | | | | 36 | |
| 19-2667 | | | R | | | | | | | 32 | | 128 | | | | | | | 59,2 | -ABS |
| 1.9 TD (66 kW) Eng.DHX (XUD9TE) 10/96-10/04 | | | | | | | | | | | | | | | | | | | | |
| 19-2129 | | | F | | | | | | | 42 | 82 | | | | | | | | 36 | |
| 19-2667 | | | R | | | | | | | 32 | | 128 | | | | | | | 59,2 | -ABS |
| 2.0 (104 kW) Eng.RGY (XU10J2TE) 11/96-3/99 | | | | | | | | | | | | | | | | | | | | |
| 19-2129 | | | F | | | | | | | 42 | 82 | | | | | | | | 36 | |
| 2.0 16V (97 kW) Eng.RFV (XU10J4R) 10/96-10/04 | | | | | | | | | | | | | | | | | | | | |
| 19-2129 | | | F | | | | | | | 42 | 82 | | | | | | | | 36 | |
| 19-2667 | | | R | | | | | | | 32 | | 128 | | | | | | | 59,2 | -ABS |
| 2.0 16V (99 kW) Eng.RFR (EW10J4) 1/99-10/00 | | | | | | | | | | | | | | | | | | | | |
| 19-2129 | | | F | | | | | | | 42 | 82 | | | | | | | | 36 | |
| 2.0 16V (100 kW) Eng.RFN (EW10J4) 10/00-10/04 | | | | | | | | | | | | | | | | | | | | |
| 19-2129 | | | F | | | | | | | 42 | 82 | | | | | | | | 36 | |
| 2.0 16V HPi (103 kW) Eng.RLZ (EW10D) 5/01-10/04 | | | | | | | | | | | | | | | | | | | | |
| 19-2129 | | | F | | | | | | | 42 | 82 | | | | | | | | 36 | |
| 2.0 HDi 110 (79 kW) Eng.RHS (DW10ATED), RHZ (DW10ATED) 8/01-10/04 | | | | | | | | | | | | | | | | | | | | |
| 19-2129 | | | F | | | | | | | 42 | 82 | | | | | | | | 36 | |

PEUGEOT

| METELLI ref | Spare Parts | | F/R | L/R | | | ABS | A | B | C | D | E | F | G | H | I | L | M | Fig | NOTE |
|---|-------------|--|-----|-----|--|--|-----|---|---|----|------|-----|---|---|---|---|---|---|-----|------|
| 2.2 (116 kW) Eng.3FZ (EW12J4) 3/02-12/04 | | | | | | | | | | | | | | | | | | | | |
| 19-2129 | | | F | | | | | | | 42 | 82 | | | | | | | | 36 | |
| 2.2 HDI (98 kW) Eng.4HX (DW12TED4) 3/00-12/04 | | | | | | | | | | | | | | | | | | | | |
| 19-2129 | | | F | | | | | | | 42 | 82 | | | | | | | | 36 | |
| 3.0 V6 (152 kW) Eng.XFX (ES9J4S) 3/00-12/04 | | | | | | | | | | | | | | | | | | | | |
| 19-2129 | | | F | | | | | | | 42 | 82 | | | | | | | | 36 | |
| 3.0 V6 24V (140 kW) Eng.XFZ (ES9J4) (03.97-.) 3/97-12/04 | | | | | | | | | | | | | | | | | | | | |
| 19-2129 | | | F | | | | | | | 42 | 82 | | | | | | | | 36 | |
| 407 (6D_) 5/04-1/70 | | | | | | | | | | | | | | | | | | | | |
| 1.6 HDi 110 (80 kW) Eng.9HY (DV6TED4), 9HZ (DV6TED4) 5/04-12/10 | | | | | | | | | | | | | | | | | | | | |
| 19-2753 | | | F | | | | | | | 45 | 83 | | | | | | | | 44 | |
| 1.8 (85 kW) Eng.6FZ (EW7J4) 3/04-7/05 | | | | | | | | | | | | | | | | | | | | |
| 19-2753 | | | F | | | | | | | 45 | 83 | | | | | | | | 44 | |
| 19-2762 | | | R | | | | | | | 32 | 79,5 | 128 | | | | | | | 60 | |
| 1.8 16V (92 kW) Eng.6FY (EW7A) 8/05-12/10 | | | | | | | | | | | | | | | | | | | | |
| 19-2753 | | | F | | | | | | | 45 | 83 | | | | | | | | 44 | |
| 19-2762 | | | R | | | | | | | 32 | 79,5 | 128 | | | | | | | 60 | |
| 2.0 (100 kW) Eng.RFN (EW10J4) 3/04-7/05 | | | | | | | | | | | | | | | | | | | | |
| 19-2753 | | | F | | | | | | | 45 | 83 | | | | | | | | 44 | |
| 19-2762 | | | R | | | | | | | 32 | 79,5 | 128 | | | | | | | 60 | |
| 2.0 16V (103 kW) Eng.RFJ (EW10A) 9/05-12/10 | | | | | | | | | | | | | | | | | | | | |
| 19-2753 | | | F | | | | | | | 45 | 83 | | | | | | | | 44 | |
| 19-2762 | | | R | | | | | | | 32 | 79,5 | 128 | | | | | | | 60 | |
| 2.0 16V (105 kW) Eng.- 8/08-12/09 | | | | | | | | | | | | | | | | | | | | |
| 19-2753 | | | F | | | | | | | 45 | 83 | | | | | | | | 44 | |
| 19-2762 | | | R | | | | | | | 32 | 79,5 | 128 | | | | | | | 60 | |
| 2.0 Bioflex (103 kW) Eng.RFJ (EW10A) 9/07-2/11 | | | | | | | | | | | | | | | | | | | | |
| 19-2753 | | | F | | | | | | | 45 | 83 | | | | | | | | 44 | |

PEUGEOT

| METELLI ref | Spare Parts | | F/R | L/R | | ABS | A | B | C | D | E | F | G | H | I | L | M | Fig | NOTE |
|--|-------------|--|-----|-----|--|-----|---|---|----|------|-----|---|---|---|---|----|---|-----|------|
| 19-2762 | | | R | | | | | | 32 | 79,5 | 128 | | | | | 60 | | | |
| 2.0 Flex (103 kW) Eng.RFJ (EW10A) 10/05-2/11 | | | | | | | | | | | | | | | | | | | |
| 19-2753 | | | F | | | | | | 45 | 83 | | | | | | 44 | | | |
| 19-2762 | | | R | | | | | | 32 | 79,5 | 128 | | | | | 60 | | | |
| 2.0 HDi (93 kW) Eng.RHL (DW10BTED4) 11/04-10/07 | | | | | | | | | | | | | | | | | | | |
| 19-2753 | | | F | | | | | | 45 | 83 | | | | | | 44 | | | |
| 19-2762 | | | R | | | | | | 32 | 79,5 | 128 | | | | | 60 | | | |
| 2.0 HDi (103 kW) Eng.RHR (DW10BTED4) 6/09-12/10 | | | | | | | | | | | | | | | | | | | |
| 19-2753 | | | F | | | | | | 45 | 83 | | | | | | 44 | | | |
| 19-2762 | | | R | | | | | | 32 | 79,5 | 128 | | | | | 60 | | | |
| 2.0 HDi (120 kW) Eng.RHH (DW10CTED4) 6/09-12/10 | | | | | | | | | | | | | | | | | | | |
| 19-2753 | | | F | | | | | | 45 | 83 | | | | | | 44 | | | |
| 19-2762 | | | R | | | | | | 32 | 79,5 | 128 | | | | | 60 | | | |
| 2.0 HDi 135 (100 kW) Eng.RHR (DW10BTED4) 5/04-10/10 | | | | | | | | | | | | | | | | | | | |
| 19-2753 | | | F | | | | | | 45 | 83 | | | | | | 44 | | | |
| 19-2762 | | | R | | | | | | 32 | 79,5 | 128 | | | | | 60 | | | |
| 2.2 (116 kW) Eng.3FZ (EW12J4) 3/04-10/06 | | | | | | | | | | | | | | | | | | | |
| 19-2753 | | | F | | | | | | 45 | 83 | | | | | | 44 | | | |
| 19-2762 | | | R | | | | | | 32 | 79,5 | 128 | | | | | 60 | | | |
| 2.2 16V (120 kW) Eng.3FY (EW12J4) 8/05-12/10 | | | | | | | | | | | | | | | | | | | |
| 19-2753 | | | F | | | | | | 45 | 83 | | | | | | 44 | | | |
| 19-2762 | | | R | | | | | | 32 | 79,5 | 128 | | | | | 60 | | | |
| 2.2 HDi (120 kW) Eng.4HP (DW12BTED4) 3/06-12/10 | | | | | | | | | | | | | | | | | | | |
| 19-2753 | | | F | | | | | | 45 | 83 | | | | | | 44 | | | |
| 19-2762 | | | R | | | | | | 32 | 79,5 | 128 | | | | | 60 | | | |
| 2.2 HDi 170 (125 kW) Eng.4HT (DW12BTED4) 3/06-12/10 | | | | | | | | | | | | | | | | | | | |
| 19-2753 | | | F | | | | | | 45 | 83 | | | | | | 44 | | | |
| 19-2762 | | | R | | | | | | 32 | 79,5 | 128 | | | | | 60 | | | |

PEUGEOT

| METELLI ref | Spare Parts | | F/R | L/R | | | ABS | A | B | C | D | E | F | G | H | I | L | M | Fig | NOTE |
|---|-------------|--|-----|-----|--|--|-----|---|---|----|------|-----|---|---|---|---|---|---|-----|------|
| 2.7 HDi (150 kW) Eng.UHZ (DT17TED4) 10/05-12/10 | | | | | | | | | | | | | | | | | | | | |
| 19-2753 | | | F | | | | | | | 45 | 83 | | | | | | | | 44 | |
| 19-2762 | | | R | | | | | | | 32 | 79,5 | 128 | | | | | | | 60 | |
| 3.0 (155 kW) Eng.XFV (ES9A) 3/04-12/10 | | | | | | | | | | | | | | | | | | | | |
| 19-2753 | | | F | | | | | | | 45 | 83 | | | | | | | | 44 | |
| 19-2762 | | | R | | | | | | | 32 | 79,5 | 128 | | | | | | | 60 | |
| 407 Coupe (6C_) 10/05-1/70 | | | | | | | | | | | | | | | | | | | | |
| 2.0 HDi (100 kW) Eng.RHR (DW10BTED4) 10/05-1/70 | | | | | | | | | | | | | | | | | | | | |
| 19-2753 | | | F | | | | | | | 45 | 83 | | | | | | | | 44 | |
| 2.0 HDi (120 kW) Eng.RHH (DW10CTED4) 6/09-1/70 | | | | | | | | | | | | | | | | | | | | |
| 19-2753 | | | F | | | | | | | 45 | 83 | | | | | | | | 44 | |
| 2.2 16V (120 kW) Eng.3FY (EW12J4) 10/05-1/70 | | | | | | | | | | | | | | | | | | | | |
| 19-2753 | | | F | | | | | | | 45 | 83 | | | | | | | | 44 | |
| 2.7 HDi (150 kW) Eng.UHZ (DT17TED4) 10/05-1/70 | | | | | | | | | | | | | | | | | | | | |
| 19-2753 | | | F | | | | | | | 45 | 83 | | | | | | | | 44 | |
| 3.0 HDi (177 kW) Eng.DT20C 6/09-1/70 | | | | | | | | | | | | | | | | | | | | |
| 19-2753 | | | F | | | | | | | 45 | 83 | | | | | | | | 44 | |
| 3.0 V6 (155 kW) Eng.XFV (ES9A) 10/05-1/70 | | | | | | | | | | | | | | | | | | | | |
| 19-2753 | | | F | | | | | | | 45 | 83 | | | | | | | | 44 | |
| 407 SW (6E_) 5/04-1/70 | | | | | | | | | | | | | | | | | | | | |
| 1.6 HDi 110 (80 kW) Eng.9HY (DV6TED4), 9HZ (DV6TED4) 5/04-12/10 | | | | | | | | | | | | | | | | | | | | |
| 19-2753 | | | F | | | | | | | 45 | 83 | | | | | | | | 44 | |
| 19-2762 | | | R | | | | | | | 32 | 79,5 | 128 | | | | | | | 60 | |
| 1.8 (85 kW) Eng.6FZ (EW7J4) 5/04-7/05 | | | | | | | | | | | | | | | | | | | | |
| 19-2753 | | | F | | | | | | | 45 | 83 | | | | | | | | 44 | |
| 19-2762 | | | R | | | | | | | 32 | 79,5 | 128 | | | | | | | 60 | |

PEUGEOT

| METELLI ref | Spare Parts | F/R | L/R | ABS | A | B | C | D | E | F | G | H | I | L | M | Fig | NOTE |
|--|-------------|-----|-----|-----|---|---|----|------|-----|---|---|---|---|----|---|-----|------|
| 19-2762 | | R | | | | | 32 | 79,5 | 128 | | | | | 60 | | | |
| 2.2 16V (120 kW) Eng.3FY (EW12J4) 8/05-12/10 | | | | | | | | | | | | | | | | | |
| 19-2753 | | F | | | | | 45 | 83 | | | | | | 44 | | | |
| 19-2762 | | R | | | | | 32 | 79,5 | 128 | | | | | 60 | | | |
| 2.2 HDi (120 kW) Eng.4HP (DW12BTED4) 6/08-12/10 | | | | | | | | | | | | | | | | | |
| 19-2753 | | F | | | | | 45 | 83 | | | | | | 44 | | | |
| 19-2762 | | R | | | | | 32 | 79,5 | 128 | | | | | 60 | | | |
| 2.2 HDi 170 (125 kW) Eng.4HT (DW12BTED4) 3/06-12/10 | | | | | | | | | | | | | | | | | |
| 19-2753 | | F | | | | | 45 | 83 | | | | | | 44 | | | |
| 19-2762 | | R | | | | | 32 | 79,5 | 128 | | | | | 60 | | | |
| 2.7 HDi (150 kW) Eng.UHZ (DT17TED4) 10/05-12/10 | | | | | | | | | | | | | | | | | |
| 19-2753 | | F | | | | | 45 | 83 | | | | | | 44 | | | |
| 19-2762 | | R | | | | | 32 | 79,5 | 128 | | | | | 60 | | | |
| 3.0 (155 kW) Eng.XFV (ES9A) 5/04-12/10 | | | | | | | | | | | | | | | | | |
| 19-2753 | | F | | | | | 45 | 83 | | | | | | 44 | | | |
| 19-2762 | | R | | | | | 32 | 79,5 | 128 | | | | | 60 | | | |
| 408 I 2/10-1/70 | | | | | | | | | | | | | | | | | |
| 1.6 (85 kW) Eng.EC5F 1/12-1/70 | | | | | | | | | | | | | | | | | |
| 19-2297 | | F | | | | | 42 | 82 | | | | | | 36 | | | |
| 1.6 16V (80 kW) Eng.- 2/10-1/70 | | | | | | | | | | | | | | | | | |
| 19-2297 | | F | | | | | 42 | 82 | | | | | | 36 | | | |
| 1.6 HDi (85 kW) Eng.9HL (DV6C) 11/10-1/70 | | | | | | | | | | | | | | | | | |
| 19-2297 | | F | | | | | 42 | 82 | | | | | | 36 | | | |
| 1.6 Vti (88 kW) Eng.5FS (EP6C) 1/12-1/70 | | | | | | | | | | | | | | | | | |
| 19-2297 | | F | | | | | 42 | 82 | | | | | | 36 | | | |

PEUGEOT

| METELLI ref | Spare Parts | | F/R | L/R | | | ABS | A | B | C | D | E | F | G | H | I | L | M | Fig | NOTE |
|--|-------------|--|-----|-----|--|--|-----|---|---|----|----|---|---|---|---|---|---|----|-----|------|
| 2.0 16V (108 kW) Eng.- 2/10-1/70 | | | | | | | | | | | | | | | | | | | | |
| 19-2297 | | | F | | | | | | | 42 | 82 | | | | | | | 36 | | |
| 5008 I (0U_, 0E_) 6/09-1/70 | | | | | | | | | | | | | | | | | | | | |
| 1.2 (96 kW) Eng.HNY (EB2DTS) 1/15-3/17 | | | | | | | | | | | | | | | | | | | | |
| 19-2297 | | | F | | | | | | | 42 | 82 | | | | | | | 36 | | |
| 19-2776 | | | R | | | | | | | 30 | 62 | | | | | | | 51 | | |
| 1.6 16V (88 kW) Eng.5FS (EP6C), 5FW (EP6), EP6 9/09-3/17 | | | | | | | | | | | | | | | | | | | | |
| 19-2297 | | | F | | | | | | | 42 | 82 | | | | | | | 36 | | |
| 19-2776 | | | R | | | | | | | 30 | 62 | | | | | | | 51 | | |
| 1.6 16V (115 kW) Eng.5FV (EP6CDT) 9/09-3/17 | | | | | | | | | | | | | | | | | | | | |
| 19-2297 | | | F | | | | | | | 42 | 82 | | | | | | | 36 | | |
| 19-2776 | | | R | | | | | | | 30 | 62 | | | | | | | 51 | | |
| 1.6 BlueHDi 120 (88 kW) Eng.BHZ (DV6FC) 5/14-3/17 | | | | | | | | | | | | | | | | | | | | |
| 19-2297 | | | F | | | | | | | 42 | 82 | | | | | | | 36 | | |
| 19-2776 | | | R | | | | | | | 30 | 62 | | | | | | | 51 | | |
| 1.6 HDi (80 kW) Eng.9HZ (DV6TED4) 9/09-3/17 | | | | | | | | | | | | | | | | | | | | |
| 19-2297 | | | F | | | | | | | 42 | 82 | | | | | | | 36 | | |
| 19-2776 | | | R | | | | | | | 30 | 62 | | | | | | | 51 | | |
| 1.6 HDi (82 kW) Eng.9HR (DV6C) 8/10-3/17 | | | | | | | | | | | | | | | | | | | | |
| 19-2297 | | | F | | | | | | | 42 | 82 | | | | | | | 36 | | |
| 19-2776 | | | R | | | | | | | 30 | 62 | | | | | | | 51 | | |
| 1.6 HDi (84 kW) Eng.9HD (DV6C) 3/13-3/17 | | | | | | | | | | | | | | | | | | | | |
| 19-2297 | | | F | | | | | | | 42 | 82 | | | | | | | 36 | | |
| 19-2776 | | | R | | | | | | | 30 | 62 | | | | | | | 51 | | |
| 1.6 THP 150 (110 kW) Eng.5FX (EP6DT) 2/12-3/17 | | | | | | | | | | | | | | | | | | | | |
| 19-2297 | | | F | | | | | | | 42 | 82 | | | | | | | 36 | | |
| 19-2776 | | | R | | | | | | | 30 | 62 | | | | | | | 51 | | |

PEUGEOT

| METELLI ref | Spare Parts | | F/R | L/R | | | ABS | A | B | C | D | E | F | G | H | I | L | M | Fig | NOTE |
|---|-------------|--|-----|-----|--|--|-----|---|---|----|----|-----|---|---|---|---|---|---|-----|-------------------|
| 1.6 THP 163 (120 kW) Eng.5GZ (EP6FDT) 2/12-3/17 | | | | | | | | | | | | | | | | | | | | |
| 19-2297 | | | F | | | | | | | 42 | 82 | | | | | | | | 36 | |
| 19-2776 | | | R | | | | | | | 30 | 62 | | | | | | | | 51 | |
| 1.6 THP 165 (121 kW) Eng.5GZ (EP6FDT) 2/12-3/17 | | | | | | | | | | | | | | | | | | | | |
| 19-2297 | | | F | | | | | | | 42 | 82 | | | | | | | | 36 | |
| 19-2776 | | | R | | | | | | | 30 | 62 | | | | | | | | 51 | |
| 2.0 HDi (120 kW) Eng.RHH (DW10CTED4) 9/09-3/17 | | | | | | | | | | | | | | | | | | | | |
| 19-2297 | | | F | | | | | | | 42 | 82 | | | | | | | | 36 | |
| 19-2776 | | | R | | | | | | | 30 | 62 | | | | | | | | 51 | |
| 2.0 HDi 136 / BlueHDi 136 (100 kW) Eng.AHV (DW10FD), RHD (DW10CB), RHD (DW10CTED4) 2/12-3/17 | | | | | | | | | | | | | | | | | | | | |
| 19-2297 | | | F | | | | | | | 42 | 82 | | | | | | | | 36 | |
| 19-2776 | | | R | | | | | | | 30 | 62 | | | | | | | | 51 | |
| 2.0 HDi 150 / BlueHDi 150 (110 kW) Eng.AHX (DW10FD), RHE (DW10CTED4) 6/09-3/17 | | | | | | | | | | | | | | | | | | | | |
| 19-2297 | | | F | | | | | | | 42 | 82 | | | | | | | | 36 | |
| 19-2776 | | | R | | | | | | | 30 | 62 | | | | | | | | 51 | |
| 5008 II 12/16-1/70 | | | | | | | | | | | | | | | | | | | | |
| 1.2 (96 kW) Eng.HNS (EB2ADTS), HNY (EB2DTS) 12/16-1/70 | | | | | | | | | | | | | | | | | | | | |
| 19-8141 | | | R | | | | | | | 65 | | 130 | | | | | | | 113 | Eng. EP / DV / EB |
| 19-8155 | | | F | | | | | | | 42 | 80 | | | | | | | | 44 | |
| 1.5 BlueHDi 130 (96 kW) Eng.YHZ (DV5RC) 2/18-1/70 | | | | | | | | | | | | | | | | | | | | |
| 19-8141 | | | R | | | | | | | 65 | | 130 | | | | | | | 113 | Eng. EP / DV / EB |
| 19-8155 | | | F | | | | | | | 42 | 80 | | | | | | | | 44 | |
| 1.6 (110 kW) Eng.5GX (EP6FDTMD) 7/18-1/70 | | | | | | | | | | | | | | | | | | | | |
| 19-8141 | | | R | | | | | | | 65 | | 130 | | | | | | | 113 | |
| 19-8155 | | | F | | | | | | | 42 | 80 | | | | | | | | 44 | |
| 1.6 BlueHDi 100 (73 kW) Eng.BHY (DV6FD) 12/16-1/70 | | | | | | | | | | | | | | | | | | | | |
| 19-8141 | | | R | | | | | | | 65 | | 130 | | | | | | | 113 | Eng. EP / DV / EB |
| 19-8155 | | | F | | | | | | | 42 | 80 | | | | | | | | 44 | |

PEUGEOT

| METELLI ref | Spare Parts | | F/R | L/R | | | ABS | A | B | C | D | E | F | G | H | I | L | M | Fig | NOTE |
|---|-------------|--------|-----|-----|--|--|-----|---|---|----|----|---|---|---|---|---|---|----|-----|------|
| 1.9 D (M20) (40 kW) Eng.XD4x88 3/73-7/86 | | | | | | | | | | | | | | | | | | | | |
| 19-2183 | | 01/76- | F | | | | | | | 25 | 58 | | | | | | | 17 | | |
| 2.0 (69 kW) Eng.XN1 9/79-8/82 | | | | | | | | | | | | | | | | | | | | |
| 19-2183 | | | F | | | | | | | 25 | 58 | | | | | | | 17 | | |
| 2.0 (A1, A13, MY1, MY3) (71 kW) Eng.106 (XN1) 3/71-6/86 | | | | | | | | | | | | | | | | | | | | |
| 19-2183 | | 01/76- | F | | | | | | | 25 | 58 | | | | | | | 17 | | |
| 2.0 TI (A12, A14) (78 kW) Eng.107 (XN2) 1/71-6/83 | | | | | | | | | | | | | | | | | | | | |
| 19-2183 | | 01/76- | F | | | | | | | 25 | 58 | | | | | | | 17 | | |
| 2.1 D (43 kW) Eng.XD90 9/79-8/82 | | | | | | | | | | | | | | | | | | | | |
| 19-2183 | | | F | | | | | | | 25 | 58 | | | | | | | 17 | | |
| 2.1 D (49 kW) Eng.XD4x90 9/79-8/82 | | | | | | | | | | | | | | | | | | | | |
| 19-2183 | | | F | | | | | | | 25 | 58 | | | | | | | 17 | | |
| 2.1 D (A20, M20) (48 kW) Eng.XD4x90 2/71-7/86 | | | | | | | | | | | | | | | | | | | | |
| 19-2183 | | 01/76- | F | | | | | | | 25 | 58 | | | | | | | 17 | | |
| 2.3 D (A40, A45) (51 kW) Eng.134 (XD2) 7/75-12/83 | | | | | | | | | | | | | | | | | | | | |
| 19-2183 | | 01/76- | F | | | | | | | 25 | 58 | | | | | | | 17 | | |
| 504 I Break (D_, F_) 4/71-7/86 | | | | | | | | | | | | | | | | | | | | |
| 1.8 (F01, E01) (54 kW) Eng.XM7 4/71-7/86 | | | | | | | | | | | | | | | | | | | | |
| 19-2183 | | 01/76- | F | | | | | | | 25 | 58 | | | | | | | 17 | | |
| 2.0 (D11, F11) (68 kW) Eng.XN1 4/71-7/86 | | | | | | | | | | | | | | | | | | | | |
| 19-2183 | | 01/76- | F | | | | | | | 25 | 58 | | | | | | | 17 | | |
| 2.1 D (E20, F20) (48 kW) Eng.XD4x90 4/71-7/86 | | | | | | | | | | | | | | | | | | | | |
| 19-2183 | | 01/76- | F | | | | | | | 25 | 58 | | | | | | | 17 | | |
| 2.3 D (D40, F40) (51 kW) Eng.134 (XD2) 7/75-7/86 | | | | | | | | | | | | | | | | | | | | |
| 19-2183 | | 01/76- | F | | | | | | | 25 | 58 | | | | | | | 17 | | |

PEUGEOT

| METELLI ref | Spare Parts | | F/R | L/R | | | ABS | A | B | C | D | E | F | G | H | I | L | M | Fig | NOTE |
|--|-------------|--------|-----|-----|--|--|-----|---|---|----|----|---|---|---|---|---|---|----|-----|--------------|
| 504 I Cabrio 10/74-8/84 | | | | | | | | | | | | | | | | | | | | |
| 2.0 (75 kW) Eng.107 (XN2) 10/74-8/82 | | | | | | | | | | | | | | | | | | | | |
| 19-2183 | | 01/76- | F | | | | | | | 25 | 58 | | | | | | | 17 | | |
| 19-2590 | | | R | | | | | | | 42 | 84 | | | | | | | 36 | | Ch. 3547548- |
| 2.0 (78 kW) Eng.107 (XN2) 8/82-8/84 | | | | | | | | | | | | | | | | | | | | |
| 19-2183 | | | F | | | | | | | 25 | 58 | | | | | | | 17 | | |
| 19-2590 | | | R | | | | | | | 42 | 84 | | | | | | | 36 | | Ch. 3547548- |
| 504 I Coupe 10/74-8/84 | | | | | | | | | | | | | | | | | | | | |
| 2.0 (75 kW) Eng.107 (XN2) 10/74-8/82 | | | | | | | | | | | | | | | | | | | | |
| 19-2183 | | 01/76- | F | | | | | | | 25 | 58 | | | | | | | 17 | | |
| 19-2590 | | | R | | | | | | | 42 | 84 | | | | | | | 36 | | Ch. 3547548- |
| 2.0 (78 kW) Eng.107 (XN2) 8/82-8/84 | | | | | | | | | | | | | | | | | | | | |
| 19-2183 | | | F | | | | | | | 25 | 58 | | | | | | | 17 | | |
| 19-2590 | | | R | | | | | | | 42 | 84 | | | | | | | 36 | | Ch. 3547548- |
| 2.7 (106 kW) Eng.140 (ZMJ) 10/77-8/84 | | | | | | | | | | | | | | | | | | | | |
| 19-2183 | | | F | | | | | | | 25 | 58 | | | | | | | 17 | | |
| 19-2590 | | | R | | | | | | | 42 | 84 | | | | | | | 36 | | Ch. 3547548- |
| 505 (551A) 5/79-9/95 | | | | | | | | | | | | | | | | | | | | |
| 1.8 (55 kW) Eng.105 (XM7) 6/81-10/85 | | | | | | | | | | | | | | | | | | | | |
| 19-2183 | | | F | | | | | | | 25 | 58 | | | | | | | 17 | | -ABS |
| 19-2590 | | | R | | | | | | | 42 | 84 | | | | | | | 36 | | |
| 1.8 (60 kW) Eng.105 (XM7) 1/82-10/85 | | | | | | | | | | | | | | | | | | | | |
| 19-2183 | | | F | | | | | | | 25 | 58 | | | | | | | 17 | | -ABS |
| 19-2590 | | | R | | | | | | | 42 | 84 | | | | | | | 36 | | |
| 1.8 (62 kW) Eng.105C (XM7A) 9/85-10/86 | | | | | | | | | | | | | | | | | | | | |
| 19-2183 | | | F | | | | | | | 25 | 58 | | | | | | | 17 | | -ABS |

PEUGEOT

| METELLI ref | Spare Parts | | F/R | L/R | | | ABS | A | B | C | D | E | F | G | H | I | L | M | Fig | NOTE |
|---|-------------|--|-----|-----|--|--|-----|---|---|----|----|---|---|---|---|---|----|---|-----|--------------|
| 19-2590 | | | R | | | | | | | 42 | 84 | | | | | | 36 | | | |
| 2.0 (69 kW) Eng.XN1 9/83-9/85 | | | | | | | | | | | | | | | | | | | | |
| 19-2183 | | | F | | | | | | | 25 | 58 | | | | | | 17 | | | -ABS |
| 2.0 (71 kW) Eng.106 (XN1) 11/80-12/85 | | | | | | | | | | | | | | | | | | | | |
| 19-2183 | | | F | | | | | | | 25 | 58 | | | | | | 17 | | | -ABS |
| 19-2590 | | | R | | | | | | | 42 | 84 | | | | | | 36 | | | Ch. 1214587- |
| 2.0 (72 kW) Eng.106E (XN1A) 9/85-9/95 | | | | | | | | | | | | | | | | | | | | |
| 19-2183 | | | F | | | | | | | 25 | 58 | | | | | | 17 | | | -ABS |
| 19-2590 | | | R | | | | | | | 42 | 84 | | | | | | 36 | | | |
| 2.0 (79 kW) Eng.XN1 5/79-3/82 | | | | | | | | | | | | | | | | | | | | |
| 19-2183 | | | F | | | | | | | 25 | 58 | | | | | | 17 | | | -ABS |
| 2.0 TI,STI (81 kW) Eng.829.90 (ZEJK) 8/79-10/86 | | | | | | | | | | | | | | | | | | | | |
| 19-2183 | | | F | | | | | | | 25 | 58 | | | | | | 17 | | | -ABS |
| 19-2590 | | | R | | | | | | | 42 | 84 | | | | | | 36 | | | Ch. 1214587- |
| 2.2 (84 kW) Eng.851X (ZDJL) 3/86-12/93 | | | | | | | | | | | | | | | | | | | | |
| 19-2183 | | | F | | | | | | | 25 | 58 | | | | | | 17 | | | -ABS |
| 19-2590 | | | R | | | | | | | 42 | 84 | | | | | | 36 | | | |
| 2.2 (85 kW) Eng.851 (ZDJK) 5/81-10/84 | | | | | | | | | | | | | | | | | | | | |
| 19-2183 | | | F | | | | | | | 25 | 58 | | | | | | 17 | | | -ABS |
| 19-2590 | | | R | | | | | | | 42 | 84 | | | | | | 36 | | | |
| 2.2 (89 kW) Eng.- 10/85-8/91 | | | | | | | | | | | | | | | | | | | | |
| 19-2183 | | | F | | | | | | | 25 | 58 | | | | | | 17 | | | -ABS |
| 2.2 GTI (90 kW) Eng.851B (ZDJL) 8/83-12/93 | | | | | | | | | | | | | | | | | | | | |
| 19-2183 | | | F | | | | | | | 25 | 58 | | | | | | 17 | | | -ABS |
| 19-2590 | | | R | | | | | | | 42 | 84 | | | | | | 36 | | | |
| 2.2 GTI (96 kW) Eng.851B (ZDJL), 851Y (ZDJL) 8/83-12/93 | | | | | | | | | | | | | | | | | | | | |
| 19-2183 | | | F | | | | | | | 25 | 58 | | | | | | 17 | | | -ABS |
| 2.2 Turbo Injection (110 kW) Eng.176X (N9TE) 1/86-12/87 | | | | | | | | | | | | | | | | | | | | |
| 19-2183 | | | F | | | | | | | 25 | 58 | | | | | | 17 | | | -ABS |

PEUGEOT

| METELLI ref | Spare Parts | | F/R | L/R | | ABS | A | B | C | D | E | F | G | H | I | L | M | Fig | NOTE |
|---|-------------|--------|-----|-----|--|-----|---|---|----|----|---|---|---|---|---|----|---|-----|--------------|
| 19-2590 | | | R | | | | | | 42 | 84 | | | | | | 36 | | | |
| 2.2 Turbo Injection (114 kW) Eng.176B (N9TE) 3/84-10/88 | | | | | | | | | | | | | | | | | | | |
| 19-2183 | | | F | | | | | | 25 | 58 | | | | | | 17 | | | -ABS |
| 19-2590 | | | R | | | | | | 42 | 84 | | | | | | 36 | | | |
| 2.2 Turbo Injection (128 kW) Eng.176W (N9TEA) 6/87-12/88 | | | | | | | | | | | | | | | | | | | |
| 19-2183 | | | F | | | | | | 25 | 58 | | | | | | 17 | | | -ABS |
| 19-2590 | | | R | | | | | | 42 | 84 | | | | | | 36 | | | |
| 2.3 Turbo Diesel (59 kW) Eng.147 (XD2S) 9/80-6/86 | | | | | | | | | | | | | | | | | | | |
| 19-2183 | | | F | | | | | | 25 | 58 | | | | | | 17 | | | -ABS |
| 19-2590 | | 01/81- | R | | | | | | 42 | 84 | | | | | | 36 | | | Ch. 1214587- |
| 2.5 Diesel (51 kW) Eng.155 (XD3) 10/81-11/90 | | | | | | | | | | | | | | | | | | | |
| 19-2183 | | | F | | | | | | 25 | 58 | | | | | | 17 | | | -ABS |
| 19-2590 | | | R | | | | | | 42 | 84 | | | | | | 36 | | | |
| 2.5 Diesel (55 kW) Eng.155 (XD3) 6/81-12/93 | | | | | | | | | | | | | | | | | | | |
| 19-2183 | | | F | | | | | | 25 | 58 | | | | | | 17 | | | -ABS |
| 19-2590 | | | R | | | | | | 42 | 84 | | | | | | 36 | | | |
| 2.5 Turbo Diesel (66 kW) Eng.152A (XD3T) 10/83-12/93 | | | | | | | | | | | | | | | | | | | |
| 19-2183 | | | F | | | | | | 25 | 58 | | | | | | 17 | | | -ABS |
| 19-2590 | | | R | | | | | | 42 | 84 | | | | | | 36 | | | |
| 2.5 Turbo Diesel (70 kW) Eng.XD3T 10/83-12/90 | | | | | | | | | | | | | | | | | | | |
| 19-2183 | | | F | | | | | | 25 | 58 | | | | | | 17 | | | -ABS |
| 19-2590 | | | R | | | | | | 42 | 84 | | | | | | 36 | | | |
| 2.5 Turbo Diesel (77 kW) Eng.152B (XD3TE) 10/86-12/93 | | | | | | | | | | | | | | | | | | | |
| 19-2183 | | | F | | | | | | 25 | 58 | | | | | | 17 | | | -ABS |
| 19-2590 | | | R | | | | | | 42 | 84 | | | | | | 36 | | | |
| 2.8 (124 kW) Eng.154X (ZN3J) 6/86-8/90 | | | | | | | | | | | | | | | | | | | |
| 19-2183 | | | F | | | | | | 25 | 58 | | | | | | 17 | | | -ABS |
| 2.8 GTI V6 (105 kW) Eng.154X (ZN3J) 6/86-12/93 | | | | | | | | | | | | | | | | | | | |
| 19-2183 | | | F | | | | | | 25 | 58 | | | | | | 17 | | | -ABS |

PEUGEOT

| METELLI ref | Spare Parts | | F/R | L/R | | | ABS | A | B | C | D | E | F | G | H | I | L | M | Fig | NOTE |
|--|-------------|--|-----|-----|--|--|-----|---|---|----|----|---|---|---|---|---|----|---|-----|------|
| 19-2590 | | | R | | | | | | | 42 | 84 | | | | | | 36 | | | |
| 505 Break (551D) 3/82-12/93 | | | | | | | | | | | | | | | | | | | | |
| 2.0 (60 kW) Eng.XN6 4/82-11/87 | | | | | | | | | | | | | | | | | | | | |
| 19-2183 | | | F | | | | | | | 25 | 58 | | | | | | 17 | | | -ABS |
| 2.0 (69 kW) Eng.106 (XN1) 8/83-12/85 | | | | | | | | | | | | | | | | | | | | |
| 19-2183 | | | F | | | | | | | 25 | 58 | | | | | | 17 | | | -ABS |
| 2.0 (72 kW) Eng.106E (XN1A) 9/85-11/87 | | | | | | | | | | | | | | | | | | | | |
| 19-2183 | | | F | | | | | | | 25 | 58 | | | | | | 17 | | | -ABS |
| 2.2 (84 kW) Eng.851X (ZDJL) 1/86-12/93 | | | | | | | | | | | | | | | | | | | | |
| 19-2183 | | | F | | | | | | | 25 | 58 | | | | | | 17 | | | -ABS |
| 2.2 GTI (90 kW) Eng.851B (ZDJL) 9/85-12/86 | | | | | | | | | | | | | | | | | | | | |
| 19-2183 | | | F | | | | | | | 25 | 58 | | | | | | 17 | | | -ABS |
| 2.2 Ti (96 kW) Eng.851B (ZDJL), 851Y (ZDJL) 1/84-9/85 | | | | | | | | | | | | | | | | | | | | |
| 19-2183 | | | F | | | | | | | 25 | 58 | | | | | | 17 | | | -ABS |
| 2.3 D (51 kW) Eng.XD2 6/82-9/84 | | | | | | | | | | | | | | | | | | | | |
| 19-2183 | | | F | | | | | | | 25 | 58 | | | | | | 17 | | | -ABS |
| 2.3 Diesel (59 kW) Eng.147 (XD2S) 4/82-6/86 | | | | | | | | | | | | | | | | | | | | |
| 19-2183 | | | F | | | | | | | 25 | 58 | | | | | | 17 | | | -ABS |
| 2.5 D (70 kW) Eng.XD3T 10/85-8/91 | | | | | | | | | | | | | | | | | | | | |
| 19-2183 | | | F | | | | | | | 25 | 58 | | | | | | 17 | | | -ABS |
| 2.5 Diesel (51 kW) Eng.155 (XD3) 1/86-12/93 | | | | | | | | | | | | | | | | | | | | |
| 19-2183 | | | F | | | | | | | 25 | 58 | | | | | | 17 | | | -ABS |
| 2.5 Diesel (55 kW) Eng.155 (XD3) 8/83-12/93 | | | | | | | | | | | | | | | | | | | | |
| 19-2183 | | | F | | | | | | | 25 | 58 | | | | | | 17 | | | -ABS |
| 2.5 Turbo Diesel (66 kW) Eng.152A (XD3T) 10/85-11/87 | | | | | | | | | | | | | | | | | | | | |
| 19-2183 | | | F | | | | | | | 25 | 58 | | | | | | 17 | | | -ABS |

PEUGEOT

| METELLI ref | Spare Parts | | F/R | L/R | | | ABS | A | B | C | D | E | F | G | H | I | L | M | Fig | NOTE |
|--|-------------|--|-----|-----|--|--|-----|---|---|----|------|-----|---|---|---|---|----|---|-----|---------|
| 2.5 Turbo Diesel (77 kW) Eng.152B (XD3TE) 10/86-12/93 | | | | | | | | | | | | | | | | | | | | |
| 19-2183 | | | F | | | | | | | 25 | 58 | | | | | | 17 | | | -ABS |
| 508 I (8D_) 11/10-1/70 | | | | | | | | | | | | | | | | | | | | |
| 1.6 (120 kW) Eng.5GZ (EP6FDT) 1/12-12/18 | | | | | | | | | | | | | | | | | | | | |
| 19-2753 | | | F/R | | | | | | | 45 | 83 | | | | | | 44 | | | M/T+A/T |
| 1.6 BlueHDi 120 (88 kW) Eng.BHZ (DV6FC) 3/14-12/18 | | | | | | | | | | | | | | | | | | | | |
| 19-2753 | | | F/R | | | | | | | 45 | 83 | | | | | | 44 | | | M/T+A/T |
| 1.6 HDi (82 kW) Eng.9HL (DV6C), 9HR (DV6C) 11/10-12/18 | | | | | | | | | | | | | | | | | | | | |
| 19-2753 | | | F/R | | | | | | | 45 | 83 | | | | | | 44 | | | |
| 19-2762 | | | R | | | | | | | 32 | 79,5 | 128 | | | | | 60 | | | |
| 1.6 HDi (84 kW) Eng.9HD (DV6CTED) 2/12-12/18 | | | | | | | | | | | | | | | | | | | | |
| 19-2753 | | | F/R | | | | | | | 45 | 83 | | | | | | 44 | | | |
| 19-2762 | | | R | | | | | | | 32 | 79,5 | 128 | | | | | 60 | | | |
| 1.6 HDi (85 kW) Eng.BHX (DV6FC) 9/14-12/18 | | | | | | | | | | | | | | | | | | | | |
| 19-2753 | | | F/R | | | | | | | 45 | 83 | | | | | | 44 | | | M/T+A/T |
| 1.6 THP (110 kW) Eng.5FN (EP6CDT) 11/10-12/18 | | | | | | | | | | | | | | | | | | | | |
| 19-2753 | | | F/R | | | | | | | 45 | 83 | | | | | | 44 | | | M/T+A/T |
| 1.6 THP (115 kW) Eng.5FV (EP6CDT) 11/10-12/18 | | | | | | | | | | | | | | | | | | | | |
| 19-2753 | | | F/R | | | | | | | 45 | 83 | | | | | | 44 | | | |
| 19-2762 | | | R | | | | | | | 32 | 79,5 | 128 | | | | | 60 | | | |
| 1.6 VTi (85 kW) Eng.5FH (EP6C) 11/10-12/18 | | | | | | | | | | | | | | | | | | | | |
| 19-2753 | | | F/R | | | | | | | 45 | 83 | | | | | | 44 | | | M/T+A/T |
| 1.6 VTi (88 kW) Eng.5FS (EP6C) 11/10-12/18 | | | | | | | | | | | | | | | | | | | | |
| 19-2753 | | | F/R | | | | | | | 45 | 83 | | | | | | 44 | | | |
| 19-2762 | | | R | | | | | | | 32 | 79,5 | 128 | | | | | 60 | | | |
| 2.0 BlueHDi 150 (110 kW) Eng.AHX (DW10FD) 4/14-12/18 | | | | | | | | | | | | | | | | | | | | |
| 19-2753 | | | F/R | | | | | | | 45 | 83 | | | | | | 44 | | | M/T+A/T |

PEUGEOT

| METELLI ref | Spare Parts | F/R | L/R | ABS | A | B | C | D | E | F | G | H | I | L | M | Fig | NOTE |
|--|-------------|-----|-----|-----|---|---|----|------|-----|---|---|---|---|----|---|-----|---------|
| 2.0 BlueHDi 180 (133 kW) Eng.AHW (DW10FC) 4/14-12/18 | | | | | | | | | | | | | | | | | |
| 19-2753 | | F/R | | | | | 45 | 83 | | | | | | 44 | | | M/T+A/T |
| 2.0 HDi (100 kW) Eng.AHS (DW10FD) (01.13-), AHV (DW10FD) (01.13-), AH 11/10-12/18 | | | | | | | | | | | | | | | | | |
| 19-2753 | | F/R | | | | | 45 | 83 | | | | | | 44 | | | M/T+A/T |
| 2.0 HDi (103 kW) Eng.RHA (DW10CTED4), RHF (DW10BTED4) 11/10-12/18 | | | | | | | | | | | | | | | | | |
| 19-2753 | | F/R | | | | | 45 | 83 | | | | | | 44 | | | |
| 19-2762 | | R | | | | | 32 | 79,5 | 128 | | | | | 60 | | | |
| 2.0 HDi (120 kW) Eng.RHH (DW10CTED4) 11/10-12/18 | | | | | | | | | | | | | | | | | |
| 19-2753 | | F/R | | | | | 45 | 83 | | | | | | 44 | | | |
| 19-2762 | | R | | | | | 32 | 79,5 | 128 | | | | | 60 | | | |
| 2.0 HDi Hybrid4 AWC (120 kW) Eng.RHC (DW10CTED4) 11/10-12/18 | | | | | | | | | | | | | | | | | |
| 19-2753 | | F/R | | | | | 45 | 83 | | | | | | 44 | | | |
| 19-2762 | | R | | | | | 32 | 79,5 | 128 | | | | | 60 | | | |
| 2.0 HDi Hybrid4 AWC (147 kW) Eng.RHC (DW10CTED4) 11/10-12/18 | | | | | | | | | | | | | | | | | |
| 19-2753 | | F/R | | | | | 45 | 83 | | | | | | 44 | | | |
| 19-2762 | | R | | | | | 32 | 79,5 | 128 | | | | | 60 | | | |
| 2.2 HDi (150 kW) Eng.4HL (DW12C) 11/10-12/18 | | | | | | | | | | | | | | | | | |
| 19-2753 | | F/R | | | | | 45 | 83 | | | | | | 44 | | | |
| 19-2762 | | R | | | | | 32 | 79,5 | 128 | | | | | 60 | | | |
| 508 I SW (8E_) 11/10-1/70 | | | | | | | | | | | | | | | | | |
| 1.6 (121 kW) Eng.5GZ (EP6FDT) 2/12-12/18 | | | | | | | | | | | | | | | | | |
| 19-2753 | | F/R | | | | | 45 | 83 | | | | | | 44 | | | M/T+A/T |
| 1.6 BlueHDi 120 (88 kW) Eng.BHZ (DV6FC) 3/14-12/18 | | | | | | | | | | | | | | | | | |
| 19-2753 | | F | | | | | 45 | 83 | | | | | | 44 | | | |
| 19-2762 | | R | | | | | 32 | 79,5 | 128 | | | | | 60 | | | |
| 1.6 HDi (82 kW) Eng.9HL (DV6C), 9HR (DV6C) 11/10-12/18 | | | | | | | | | | | | | | | | | |
| 19-2753 | | F/R | | | | | 45 | 83 | | | | | | 44 | | | |
| 19-2762 | | R | | | | | 32 | 79,5 | 128 | | | | | 60 | | | |

PEUGEOT

| METELLI ref | Spare Parts | F/R | L/R | ABS | A | B | C | D | E | F | G | H | I | L | M | Fig | NOTE |
|--|-------------|-----|-----|-----|---|---|----|------|-----|---|---|---|---|----|---|-----|---------|
| 1.6 HDi (84 kW) Eng.9HL (DV6C), 9HR (DV6C) 2/12-12/18 | | | | | | | | | | | | | | | | | |
| 19-2753 | | F/R | | | | | 45 | 83 | | | | | | 44 | | | |
| 19-2762 | | R | | | | | 32 | 79,5 | 128 | | | | | 60 | | | |
| 1.6 HDi (85 kW) Eng.BHX (DV6FC) 9/14-12/18 | | | | | | | | | | | | | | | | | |
| 19-2753 | | F/R | | | | | 45 | 83 | | | | | | 44 | | | M/T+A/T |
| 1.6 THP (110 kW) Eng.5FE (EP6CDTM), 5FN (EP6CDT) 11/10-12/18 | | | | | | | | | | | | | | | | | |
| 19-2753 | | F/R | | | | | 45 | 83 | | | | | | 44 | | | M/T+A/T |
| 1.6 THP (115 kW) Eng.5FV (EP6CDT) 11/10-12/18 | | | | | | | | | | | | | | | | | |
| 19-2753 | | F/R | | | | | 45 | 83 | | | | | | 44 | | | |
| 19-2762 | | R | | | | | 32 | 79,5 | 128 | | | | | 60 | | | |
| 1.6 VTi (85 kW) Eng.5FH (EP6C) 11/10-12/18 | | | | | | | | | | | | | | | | | |
| 19-2753 | | F/R | | | | | 45 | 83 | | | | | | 44 | | | M/T+A/T |
| 1.6 VTi (88 kW) Eng.5FS (EP6C) 11/10-12/18 | | | | | | | | | | | | | | | | | |
| 19-2753 | | F/R | | | | | 45 | 83 | | | | | | 44 | | | |
| 19-2762 | | R | | | | | 32 | 79,5 | 128 | | | | | 60 | | | |
| 2.0 BlueHDi 150 (110 kW) Eng.AHX (DW10FD) 4/14-12/18 | | | | | | | | | | | | | | | | | |
| 19-2753 | | F/R | | | | | 45 | 83 | | | | | | 44 | | | M/T+A/T |
| 2.0 BlueHDi 180 (133 kW) Eng.AHW (DW10FC) 4/14-12/18 | | | | | | | | | | | | | | | | | |
| 19-2753 | | F/R | | | | | 45 | 83 | | | | | | 44 | | | M/T+A/T |
| 2.0 HDi (100 kW) Eng.AHS (DW10FD) (01.13-), AHV (DW10FD) (01.13-), AH 11/10-12/18 | | | | | | | | | | | | | | | | | |
| 19-2753 | | F/R | | | | | 45 | 83 | | | | | | 44 | | | M/T+A/T |
| 2.0 HDi (103 kW) Eng.RHA (DW10CTED4), RHF (DW10BTED4) 11/10-12/18 | | | | | | | | | | | | | | | | | |
| 19-2753 | | F/R | | | | | 45 | 83 | | | | | | 44 | | | |
| 19-2762 | | R | | | | | 32 | 79,5 | 128 | | | | | 60 | | | |
| 2.0 HDi (120 kW) Eng.RHH (DW10CTED4) 11/10-12/18 | | | | | | | | | | | | | | | | | |
| 19-2753 | | F/R | | | | | 45 | 83 | | | | | | 44 | | | |
| 19-2762 | | R | | | | | 32 | 79,5 | 128 | | | | | 60 | | | |
| 2.0 HDi 180 RXH (133 kW) Eng.- 10/14-12/18 | | | | | | | | | | | | | | | | | |
| 19-2753 | | F/R | | | | | 45 | 83 | | | | | | 44 | | | M/T+A/T |

PEUGEOT

| METELLI ref | Spare Parts | | F/R | L/R | | | ABS | A | B | C | D | E | F | G | H | I | L | M | Fig | NOTE |
|--|-------------|--|-----|-----|--|--|-----|---|---|----|------|-----|---|---|---|---|----|---|-----|---------|
| 2.0 HDi RXH Hybrid4 (120 kW) Eng.RHC (DW10CTED4) 11/10-12/18 | | | | | | | | | | | | | | | | | | | | |
| 19-2753 | | | F/R | | | | | | | 45 | 83 | | | | | | 44 | | | M/T+A/T |
| 2.2 HDi (150 kW) Eng.4HL (DW12C) 11/10-12/18 | | | | | | | | | | | | | | | | | | | | |
| 19-2753 | | | F/R | | | | | | | 45 | 83 | | | | | | 44 | | | |
| 19-2762 | | | R | | | | | | | 32 | 79,5 | 128 | | | | | 60 | | | |
| 508 II (FB_, FH_, F3_) 9/18-1/70 | | | | | | | | | | | | | | | | | | | | |
| 1.5 BlueHDI 130 (96 kW) Eng.YHZ (DV5RC) 10/18-1/70 | | | | | | | | | | | | | | | | | | | | |
| 19-8155 | | | F | | | | | | | 42 | 80 | | | | | | 44 | | | |
| 1.6 PureTech 150 (F35GXV) (110 kW) Eng.5GX (EP6FDTMD) 9/18-1/70 | | | | | | | | | | | | | | | | | | | | |
| 19-8155 | | | F | | | | | | | 42 | 80 | | | | | | 44 | | | |
| 1.6 PureTech 180 (133 kW) Eng.5GF (EP6FADTXD) 10/18-1/70 | | | | | | | | | | | | | | | | | | | | |
| 19-8155 | | | F | | | | | | | 42 | 80 | | | | | | 44 | | | |
| 1.6 PureTech 225 (165 kW) Eng.5GG (EP6FADTX) 10/18-1/70 | | | | | | | | | | | | | | | | | | | | |
| 19-8155 | | | F | | | | | | | 42 | 80 | | | | | | 44 | | | |
| 1.6 THP 165 (121 kW) Eng.5GY (EP6FDTM) 9/18-1/70 | | | | | | | | | | | | | | | | | | | | |
| 19-8155 | | | F | | | | | | | 42 | 80 | | | | | | 44 | | | |
| 2.0 BlueHDI 160 (120 kW) Eng.EHY (DW10FCC) 10/18-1/70 | | | | | | | | | | | | | | | | | | | | |
| 19-8155 | | | F | | | | | | | 42 | 80 | | | | | | 44 | | | |
| 2.0 BlueHDI 180 (130 kW) Eng.EHZ (DW10FC) 10/18-1/70 | | | | | | | | | | | | | | | | | | | | |
| 19-8155 | | | F | | | | | | | 42 | 80 | | | | | | 44 | | | |
| Hybrid (133 kW) Eng.5GQ (EP6FADTXHPD) 8/19-1/70 | | | | | | | | | | | | | | | | | | | | |
| 19-8155 | | | F | | | | | | | 42 | 80 | | | | | | 44 | | | |
| Hybrid (165 kW) Eng.5GQ (EP6FADTXHPD) 8/19-1/70 | | | | | | | | | | | | | | | | | | | | |
| 19-8155 | | | F | | | | | | | 42 | 80 | | | | | | 44 | | | |
| 508 II SW (FC_, FJ_, F4_) 9/18-1/70 | | | | | | | | | | | | | | | | | | | | |
| 1.5 BlueHDI 130 (96 kW) Eng.YHZ (DV5RC) 9/18-1/70 | | | | | | | | | | | | | | | | | | | | |
| 19-8155 | | | F | | | | | | | 42 | 80 | | | | | | 44 | | | |

PEUGEOT

| METELLI ref | Spare Parts | | F/R | L/R | | | ABS | A | B | C | D | E | F | G | H | I | L | M | Fig | NOTE |
|---|-------------|--------|-----|-----|--|--|-----|---|---|----|------|-----|---|---|---|---|---|---|-----|-------------------|
| 19-2590 | | | R | | | | | | | 42 | 84 | | | | | | | | 36 | Ch. 6640836- |
| 2.8 GTI (110 kW) Eng.154A (ZCJK) 9/83-7/87 | | | | | | | | | | | | | | | | | | | | |
| 19-2183 | | | F | | | | | | | 25 | 58 | | | | | | | | 17 | |
| 19-2590 | | | R | | | | | | | 42 | 84 | | | | | | | | 36 | |
| 607 (9D, 9U) 2/00-7/11 | | | | | | | | | | | | | | | | | | | | |
| 2.0 (100 kW) Eng.RFN (EW10J4) 2/00-8/05 | | | | | | | | | | | | | | | | | | | | |
| 19-2753 | | 01/04- | F | | | | | | | 45 | 83 | | | | | | | | 44 | Mod. Generation 2 |
| 19-2762 | | 01/04- | R | | | | | | | 32 | 79,5 | 128 | | | | | | | 60 | Mod. Generation 2 |
| 2.0 HDI (80 kW) Eng.RHZ (DW10ATED) 5/00-9/05 | | | | | | | | | | | | | | | | | | | | |
| 19-2753 | | 01/04- | F | | | | | | | 45 | 83 | | | | | | | | 44 | Mod. Generation 2 |
| 19-2762 | | 01/04- | R | | | | | | | 32 | 79,5 | 128 | | | | | | | 60 | Mod. Generation 2 |
| 2.0 HDI (100 kW) Eng.RHR (DW10BTED4) 9/05-7/11 | | | | | | | | | | | | | | | | | | | | |
| 19-2753 | | | F | | | | | | | 45 | 83 | | | | | | | | 44 | Mod. Generation 2 |
| 19-2762 | | | R | | | | | | | 32 | 79,5 | 128 | | | | | | | 60 | Mod. Generation 2 |
| 2.2 16V (116 kW) Eng.3FZ (EW12J4) 2/00-8/05 | | | | | | | | | | | | | | | | | | | | |
| 19-2753 | | 01/04- | F | | | | | | | 45 | 83 | | | | | | | | 44 | Mod. Generation 2 |
| 19-2762 | | 01/04- | R | | | | | | | 32 | 79,5 | 128 | | | | | | | 60 | Mod. Generation 2 |
| 2.2 16V (120 kW) Eng.3FY (EW12J4) 9/05-6/10 | | | | | | | | | | | | | | | | | | | | |
| 19-2753 | | | F | | | | | | | 45 | 83 | | | | | | | | 44 | Mod. Generation 2 |
| 19-2762 | | | R | | | | | | | 32 | 79,5 | 128 | | | | | | | 60 | Mod. Generation 2 |
| 2.2 HDi (98 kW) Eng.4HX (DW12TED4) 2/00-2/06 | | | | | | | | | | | | | | | | | | | | |
| 19-2753 | | 01/04- | F | | | | | | | 45 | 83 | | | | | | | | 44 | Mod. Generation 2 |
| 19-2762 | | 01/04- | R | | | | | | | 32 | 79,5 | 128 | | | | | | | 60 | Mod. Generation 2 |
| 2.2 HDi (125 kW) Eng.4HT (DW12BTED4) 5/06-6/10 | | | | | | | | | | | | | | | | | | | | |
| 19-2753 | | | F | | | | | | | 45 | 83 | | | | | | | | 44 | Mod. Generation 2 |
| 19-2762 | | | R | | | | | | | 32 | 79,5 | 128 | | | | | | | 60 | Mod. Generation 2 |
| 2.7 HDi 24V (150 kW) Eng.DT17TED4 12/04-7/11 | | | | | | | | | | | | | | | | | | | | |
| 19-2753 | | | F | | | | | | | 45 | 83 | | | | | | | | 44 | Mod. Generation 2 |

PEUGEOT

| METELLI ref | Spare Parts | | F/R | L/R | | ABS | A | B | C | D | E | F | G | H | I | L | M | Fig | NOTE |
|---|-------------|--------|-----|-----|--|-----|---|---|----|------|-------|---|---|---|---|----|---|-----|-------------------|
| 19-2762 | | | R | | | | | | 32 | 79,5 | 128 | | | | | 60 | | | Mod. Generation 2 |
| 3.0 V6 24V (152 kW) Eng.XFX (ES9J4S) 2/00-7/04 | | | | | | | | | | | | | | | | | | | |
| 19-2753 | | 01/04- | F | | | | | | 45 | 83 | | | | | | 44 | | | Mod. Generation 2 |
| 19-2762 | | 01/04- | R | | | | | | 32 | 79,5 | 128 | | | | | 60 | | | Mod. Generation 2 |
| 3.0 V6 24V (155 kW) Eng.XFV (ES9A), XFX (ES9J4S) 3/04-7/11 | | | | | | | | | | | | | | | | | | | |
| 19-2753 | | | F | | | | | | 45 | 83 | | | | | | 44 | | | Mod. Generation 2 |
| 19-2762 | | | R | | | | | | 32 | 79,5 | 128 | | | | | 60 | | | Mod. Generation 2 |
| 806 (221) 6/94-8/02 | | | | | | | | | | | | | | | | | | | |
| 1.8 (73 kW) Eng.LFW (XU7JP) 7/95-8/02 | | | | | | | | | | | | | | | | | | | |
| 19-1576 | | | F | | | | | | 44 | 82,5 | | | | | | 37 | | | |
| 19-1625 | | | R | | | 48 | | | 30 | | 119,9 | | | | | 70 | | | +ABS |
| 19-2906 | | | R | | | 48 | | | 30 | | 120 | | | | | 70 | | | -ABS |
| 1.9 TD (66 kW) Eng.DHX (XUD9TE) 7/95-8/02 | | | | | | | | | | | | | | | | | | | |
| 19-1576 | | | F | | | | | | 44 | 82,5 | | | | | | 37 | | | |
| 19-1625 | | | R | | | 48 | | | 30 | | 119,9 | | | | | 70 | | | +ABS |
| 19-2906 | | | R | | | 48 | | | 30 | | 120 | | | | | 70 | | | -ABS |
| 1.9 TD (68 kW) Eng.D8B (XUD9TE) 5/97-8/02 | | | | | | | | | | | | | | | | | | | |
| 19-1576 | | | F | | | | | | 44 | 82,5 | | | | | | 37 | | | |
| 19-1625 | | | R | | | 48 | | | 30 | | 119,9 | | | | | 70 | | | +ABS |
| 19-2906 | | | R | | | 48 | | | 30 | | 120 | | | | | 70 | | | -ABS |
| 2.0 (89 kW) Eng.RFU (XU10J2) 6/94-8/02 | | | | | | | | | | | | | | | | | | | |
| 19-1576 | | | F | | | | | | 44 | 82,5 | | | | | | 37 | | | |
| 19-1625 | | | R | | | 48 | | | 30 | | 119,9 | | | | | 70 | | | +ABS |
| 19-2906 | | | R | | | 48 | | | 30 | | 120 | | | | | 70 | | | -ABS |
| 2.0 16V (97 kW) Eng.RFV (XU10J4R) 5/98-9/00 | | | | | | | | | | | | | | | | | | | |
| 19-1576 | | | F | | | | | | 44 | 82,5 | | | | | | 37 | | | |
| 19-1625 | | | R | | | 48 | | | 30 | | 119,9 | | | | | 70 | | | +ABS |
| 19-2906 | | | R | | | 48 | | | 30 | | 120 | | | | | 70 | | | -ABS |

PEUGEOT

| METELLI ref | Spare Parts | | F/R | L/R | | | ABS | A | B | C | D | E | F | G | H | I | L | M | Fig | NOTE |
|---|-------------|--|-----|-----|--|--|-----|----|----|----|------|-------|---|---|---|---|---|---|------|------|
| 2.0 16V (100 kW) Eng.RFN (EW10J4) 9/00-8/02 | | | | | | | | | | | | | | | | | | | | |
| 19-1576 | | | F | | | | | | | 44 | 82,5 | | | | | | | | 37 | |
| 19-1625 | | | R | | | | 48 | | | 30 | | 119,9 | | | | | | | 70 | +ABS |
| 19-2906 | | | R | | | | 48 | | | 30 | | 120 | | | | | | | 70 | -ABS |
| 2.0 HDI (80 kW) Eng.RHZ (DW10ATED) 8/99-8/02 | | | | | | | | | | | | | | | | | | | | |
| 19-1576 | | | F | | | | | | | 44 | 82,5 | | | | | | | | 37 | |
| 19-1625 | | | R | | | | 48 | | | 30 | | 119,9 | | | | | | | 70 | +ABS |
| 19-2906 | | | R | | | | 48 | | | 30 | | 120 | | | | | | | 70 | -ABS |
| 2.0 HDI 16V (80 kW) Eng.RHW (DW10ATED4) 8/99-8/02 | | | | | | | | | | | | | | | | | | | | |
| 19-1576 | | | F | | | | | | | 44 | 82,5 | | | | | | | | 37 | |
| 19-1625 | | | R | | | | 48 | | | 30 | | 119,9 | | | | | | | 70 | +ABS |
| 19-2906 | | | R | | | | 48 | | | 30 | | 120 | | | | | | | 70 | -ABS |
| 2.0 Turbo (108 kW) Eng.RGX (XU10J2TE) 6/94-8/02 | | | | | | | | | | | | | | | | | | | | |
| 19-1576 | | | F | | | | | | | 44 | 82,5 | | | | | | | | 37 | |
| 19-1625 | | | R | | | | 48 | | | 30 | | 119,9 | | | | | | | 70 | +ABS |
| 19-2906 | | | R | | | | 48 | | | 30 | | 120 | | | | | | | 70 | -ABS |
| 2.1 td 12V (80 kW) Eng.P8C (XUD11BTE) 6/96-8/99 | | | | | | | | | | | | | | | | | | | | |
| 19-1576 | | | F | | | | | | | 44 | 82,5 | | | | | | | | 37 | |
| 19-1625 | | | R | | | | 48 | | | 30 | | 119,9 | | | | | | | 70 | +ABS |
| 19-2906 | | | R | | | | 48 | | | 30 | | 120 | | | | | | | 70 | -ABS |
| Bipper Tepee 4/08-1/70 | | | | | | | | | | | | | | | | | | | | |
| 1.3 HDi 75 (55 kW) Eng.FHZ (F13DTE5) 10/10-1/70 | | | | | | | | | | | | | | | | | | | | |
| 19-2536 | | | R | | | | | | 33 | 30 | | 117 | | | | | | | 62 | |
| 19-8127 | | | F | | | | | | | 37 | 72 | | | | | | | | 37 | |
| 1.3 HDi 80 (59 kW) Eng.FHY (F13DTE6) 12/15-1/70 | | | | | | | | | | | | | | | | | | | | |
| 19-1617 | | | R | | | | | | | 30 | | 117 | | | | | | | 60,6 | -ABS |
| 19-2536 | | | R | | | | | 33 | 30 | | 117 | | | | | | | | 62 | +ABS |
| 19-8127 | | | F | | | | | | | 37 | 72 | | | | | | | | 37 | |

PEUGEOT

| METELLI ref | Spare Parts | | F/R | L/R | | | ABS | A | B | C | D | E | F | G | H | I | L | M | Fig | NOTE |
|---|-------------|--|-----|-----|--|--|-----|---|----|----|------|-------|---|---|---|---|---|----|-----|----------|
| 1.4 (54 kW) Eng.KFT (TU3AE5), KFV (TU3A) 4/08-1/70 | | | | | | | | | | | | | | | | | | | | |
| 19-2272 | | | F | | | | | | | 35 | 72 | | | | | | | 33 | | Eng. TU3 |
| 19-2536 | | | R | | | | | | 33 | 30 | | 117 | | | | | | 62 | | |
| 1.4 HDi (50 kW) Eng.8HS (DV4TED) 4/08-1/70 | | | | | | | | | | | | | | | | | | | | |
| 19-2536 | | | R | | | | | | 33 | 30 | | 117 | | | | | | 62 | | |
| 19-8127 | | | F | | | | | | | 37 | 72 | | | | | | | 37 | | |
| Expert (224_) 10/95-12/06 | | | | | | | | | | | | | | | | | | | | |
| 1.6 (58 kW) Eng.222A2 (1580 SPI) 2/96-9/00 | | | | | | | | | | | | | | | | | | | | |
| 19-1576 | | | F | | | | | | | 44 | 82,5 | | | | | | | 37 | | |
| 19-1625 | | | R | | | | 48 | | | 30 | | 119,9 | | | | | | 70 | | +ABS |
| 19-2906 | | | R | | | | 48 | | | 30 | | 120 | | | | | | 70 | | -ABS |
| 1.8 (74 kW) Eng.LFZ (XU7JP) 10/96-9/00 | | | | | | | | | | | | | | | | | | | | |
| 19-1576 | | | F | | | | | | | 44 | 82,5 | | | | | | | 37 | | |
| 19-1625 | | | R | | | | 48 | | | 30 | | 119,9 | | | | | | 70 | | +ABS |
| 19-2906 | | | R | | | | 48 | | | 30 | | 120 | | | | | | 70 | | -ABS |
| 1.9 D (51 kW) Eng.D9B (XUD9AU) 2/96-12/98 | | | | | | | | | | | | | | | | | | | | |
| 19-1576 | | | F | | | | | | | 44 | 82,5 | | | | | | | 37 | | |
| 19-1625 | | | R | | | | 48 | | | 30 | | 119,9 | | | | | | 70 | | +ABS |
| 19-2906 | | | R | | | | 48 | | | 30 | | 120 | | | | | | 70 | | -ABS |
| 1.9 D (51 kW) Eng.WJY (DW8B), WJZ (DW8) 12/03-12/06 | | | | | | | | | | | | | | | | | | | | |
| 19-1576 | | | F | | | | | | | 44 | 82,5 | | | | | | | 37 | | |
| 19-1625 | | | R | | | | 48 | | | 30 | | 119,9 | | | | | | 70 | | |
| 1.9 TD (66 kW) Eng.DHX (XUD9TE) 2/96-9/00 | | | | | | | | | | | | | | | | | | | | |
| 19-1576 | | | F | | | | | | | 44 | 82,5 | | | | | | | 37 | | |
| 19-1625 | | | R | | | | 48 | | | 30 | | 119,9 | | | | | | 70 | | +ABS |
| 19-2906 | | | R | | | | 48 | | | 30 | | 120 | | | | | | 70 | | -ABS |
| 1.9 TD (68 kW) Eng.D8B (XUD9TE) 2/96-5/98 | | | | | | | | | | | | | | | | | | | | |
| 19-1576 | | | F | | | | | | | 44 | 82,5 | | | | | | | 37 | | |

PEUGEOT

| METELLI ref | Spare Parts | | F/R | L/R | | ABS | A | B | C | D | E | F | G | H | I | L | M | Fig | NOTE |
|---|-------------|--------|-----|-----|--|-----|---|---|----|------|-------|---|---|---|---|-------|---|-----|------------|
| 19-1625 | | | R | | | 48 | | | 30 | | 119,9 | | | | | 70 | | | +ABS |
| 19-2906 | | | R | | | 48 | | | 30 | | 120 | | | | | 70 | | | -ABS |
| 2.0 (100 kW) Eng.RFN (EW10J4) 7/00-12/06 | | | | | | | | | | | | | | | | | | | |
| 19-1576 | | | F | | | | | | 44 | 82,5 | | | | | | 37 | | | |
| 19-1625 | | | R | | | 48 | | | 30 | | 119,9 | | | | | 70 | | | +ABS |
| 19-2906 | | | R | | | 48 | | | 30 | | 120 | | | | | 70 | | | -ABS |
| 2.0 HDi (69 kW) Eng.RHX (DW10BTED) 10/00-10/06 | | | | | | | | | | | | | | | | | | | |
| 19-1576 | | | F | | | | | | 44 | 82,5 | | | | | | 37 | | | |
| 19-1625 | | | R | | | 48 | | | 30 | | 119,9 | | | | | 70 | | | +ABS |
| 19-2906 | | | R | | | 48 | | | 30 | | 120 | | | | | 70 | | | -ABS |
| 2.0 HDi (80 kW) Eng.RHZ (DW10ATED), RHZ (DW10BTED), RHZ (DW10BTED+), R 7/00-12/06 | | | | | | | | | | | | | | | | | | | |
| 19-1576 | | | F | | | | | | 44 | 82,5 | | | | | | 37 | | | |
| 19-1625 | | | R | | | 48 | | | 30 | | 119,9 | | | | | 70 | | | +ABS |
| 19-2906 | | | R | | | 48 | | | 30 | | 120 | | | | | 70 | | | -ABS |
| 2.0 HDi 16V (80 kW) Eng.RHW (DW10ATED4) 7/00-12/06 | | | | | | | | | | | | | | | | | | | |
| 19-1576 | | | F | | | | | | 44 | 82,5 | | | | | | 37 | | | |
| 19-1625 | | | R | | | 48 | | | 30 | | 119,9 | | | | | 70 | | | +ABS |
| 19-2906 | | | R | | | 48 | | | 30 | | 120 | | | | | 70 | | | -ABS |
| Expert Tepee (VF3X_) 1/07-1/70 | | | | | | | | | | | | | | | | | | | |
| 1.6 HDi 90 16V (66 kW) Eng.9HU (DV6UTED4) 1/07-3/16 | | | | | | | | | | | | | | | | | | | |
| 19-2803 | | | F | | | | | | 45 | 86 | | | | | | 44 | | | |
| 19-2916 | | | R | | | | | | | | 137 | | | | | 139,5 | | | Brake drum |
| 19-2990 | | -06/08 | R | | | | | | | | 128 | | | | | 146 | | | Brake disc |
| 1.6 HDi 90 8V (66 kW) Eng.9HH (DV6DUM), 9HM (DV6UC) 1/07-3/16 | | | | | | | | | | | | | | | | | | | |
| 19-2803 | | | F | | | | | | 45 | 86 | | | | | | 44 | | | |
| 2.0 16V (103 kW) Eng.RFH (EW10A), RFJ (EW10A) 1/07-3/16 | | | | | | | | | | | | | | | | | | | |
| 19-2803 | | | F | | | | | | 45 | 86 | | | | | | 44 | | | |
| 19-2916 | | | R | | | | | | | | 137 | | | | | 139,5 | | | Brake drum |

PEUGEOT

| METELLI ref | Spare Parts | | F/R | L/R | | ABS | A | B | C | D | E | F | G | H | I | L | M | Fig | NOTE |
|---|-------------|--------|-----|-----|--|-----|---|---|----|----|-------|---|---|---|---|-------|---|-----|------------|
| 19-2990 | | -06/08 | R | | | | | | | | 128 | | | | | 146 | | | Brake disc |
| 2.0 HDi 100 (72 kW) Eng.AHY (DW10CE) 3/11-3/16 | | | | | | | | | | | | | | | | | | | |
| 19-2803 | | | F | | | | | | 45 | 86 | | | | | | 44 | | | |
| 19-2916 | | | R | | | | | | | | 137 | | | | | 139,5 | | | Brake drum |
| 2.0 HDi 120 (88 kW) Eng.RHK (DW10UTED4) 1/07-3/16 | | | | | | | | | | | | | | | | | | | |
| 19-2803 | | | F | | | | | | 45 | 86 | | | | | | 44 | | | |
| 19-2916 | | | R | | | | | | | | 137 | | | | | 139,5 | | | Brake drum |
| 19-2990 | | -06/08 | R | | | | | | | | 128 | | | | | 146 | | | Brake disc |
| 2.0 HDi 120 4x4 (88 kW) Eng.RHK (DW10UTED4) 1/07-3/16 | | | | | | | | | | | | | | | | | | | |
| 19-2803 | | | F | | | | | | 45 | 86 | | | | | | 44 | | | |
| 19-2990 | | -06/08 | R | | | | | | | | 128 | | | | | 146 | | | Brake disc |
| 2.0 HDi 130 (94 kW) Eng.AHZ (DW10CD) 3/11-1/70 | | | | | | | | | | | | | | | | | | | |
| 19-2803 | | | F | | | | | | 45 | 86 | | | | | | 44 | | | |
| 19-2916 | | | R | | | | | | | | 137 | | | | | 139,5 | | | Brake drum |
| 2.0 HDi 130 4x4 (94 kW) Eng.AHZ (DW10CD) 3/11-3/16 | | | | | | | | | | | | | | | | | | | |
| 19-2803 | | | F | | | | | | 45 | 86 | | | | | | 44 | | | |
| 2.0 HDi 140 (100 kW) Eng.RHR (DW10BTED4) 1/07-1/70 | | | | | | | | | | | | | | | | | | | |
| 19-2803 | | | F | | | | | | 45 | 86 | | | | | | 44 | | | |
| 19-2916 | | | R | | | | | | | | 137 | | | | | 139,5 | | | Brake drum |
| 19-2990 | | -06/08 | R | | | | | | | | 128 | | | | | 146 | | | Brake disc |
| 2.0 HDi 165 (120 kW) Eng.RHH (DW10CTED4) 9/09-1/70 | | | | | | | | | | | | | | | | | | | |
| 19-2803 | | | F | | | | | | 45 | 86 | | | | | | 44 | | | |
| 19-2916 | | | R | | | | | | | | 137 | | | | | 139,5 | | | Brake drum |
| Partner Combispac (5F)/ Ranch 1/96-12/15 | | | | | | | | | | | | | | | | | | | |
| 1.1 (44 kW) Eng.HDZ (TU1M), HFX (TU1JP) 6/96-10/02 | | | | | | | | | | | | | | | | | | | |
| 19-2129 | | | F | | | | | | 42 | 82 | | | | | | 36 | | | |
| 19-2667 | | | R | | | | | | 32 | | 128 | | | | | 59,2 | | | -ABS |
| 19-2683 | | -01/99 | R | | | 29 | | | 32 | | 129,2 | | | | | 59,2 | | | +ABS |

PEUGEOT

| METELLI ref | Spare Parts | | F/R | L/R | | | ABS | A | B | C | D | E | F | G | H | I | L | M | Fig | NOTE |
|--|-------------|-------------|-----|-----|--|--|-----|---|---|----|----|-------|---|---|---|---|------|---|-----|------|
| 19-2712 | | 01/99- | R | | | | 29 | | | 32 | | 129,2 | | | | | 59,2 | | | +ABS |
| 19-2747 | | | R | | | | 48 | | | 32 | 65 | 128 | | | | | 58,9 | | | +ABS |
| 19-2764 | | | R | | | | | | | 32 | 65 | 128 | | | | | 60 | | | +ABS |
| 1.4 (54 kW) Eng.KFW (TU3JP) 11/02-10/06 | | | | | | | | | | | | | | | | | | | | |
| 19-2129 | | | F | | | | | | | 42 | 82 | | | | | | 36 | | | |
| 19-2667 | | | R | | | | | | | 32 | | 128 | | | | | 59,2 | | | -ABS |
| 19-2712 | | -10/04 | R | | | | 29 | | | 32 | | 129,2 | | | | | 59,2 | | | +ABS |
| 19-2747 | | -10/04 | R | | | | 48 | | | 32 | 65 | 128 | | | | | 58,9 | | | +ABS |
| 19-2764 | | 11/04- | R | | | | | | | 32 | 65 | 128 | | | | | 60 | | | +ABS |
| 1.4 (55 kW) Eng.KFW (TU3A), KFW (TU3JP), KFX (TU3JP) (06.96-.) 6/96-12/15 | | | | | | | | | | | | | | | | | | | | |
| 19-2129 | | | F | | | | | | | 42 | 82 | | | | | | 36 | | | |
| 19-2667 | | | R | | | | | | | 32 | | 128 | | | | | 59,2 | | | -ABS |
| 19-2683 | | -01/99 | R | | | | 29 | | | 32 | | 129,2 | | | | | 59,2 | | | +ABS |
| 19-2712 | | 01/99-10/04 | R | | | | 29 | | | 32 | | 129,2 | | | | | 59,2 | | | +ABS |
| 19-2747 | | -10/04 | R | | | | 48 | | | 32 | 65 | 128 | | | | | 58,9 | | | +ABS |
| 19-2764 | | 11/04- | R | | | | | | | 32 | 65 | 128 | | | | | 60 | | | +ABS |
| 1.6 16V (80 kW) Eng.NFU (TU5JP4) 7/01-3/08 | | | | | | | | | | | | | | | | | | | | |
| 19-2129 | | | F | | | | | | | 42 | 82 | | | | | | 36 | | | |
| 19-2667 | | | R | | | | | | | 32 | | 128 | | | | | 59,2 | | | -ABS |
| 19-2712 | | -10/04 | R | | | | 29 | | | 32 | | 129,2 | | | | | 59,2 | | | +ABS |
| 19-2747 | | -10/04 | R | | | | 48 | | | 32 | 65 | 128 | | | | | 58,9 | | | +ABS |
| 19-2764 | | 11/04- | R | | | | | | | 32 | 65 | 128 | | | | | 60 | | | +ABS |
| 1.6 Flexfuel (80 kW) Eng.NFU (TU5JP4) 9/00-10/02 | | | | | | | | | | | | | | | | | | | | |
| 19-2129 | | | F | | | | | | | 42 | 82 | | | | | | 36 | | | |
| 1.6 HDi 75 (55 kW) Eng.9HW (DV6BTED4) 8/05-7/08 | | | | | | | | | | | | | | | | | | | | |
| 19-2129 | | | F | | | | | | | 42 | 82 | | | | | | 36 | | | |
| 19-2667 | | | R | | | | | | | 32 | | 128 | | | | | 59,2 | | | -ABS |
| 19-2764 | | | R | | | | | | | 32 | 65 | 128 | | | | | 60 | | | +ABS |

PEUGEOT

| METELLI ref | Spare Parts | | F/R | L/R | | | ABS | A | B | C | D | E | F | G | H | I | L | M | Fig | NOTE |
|--|-------------|--------|-----|-----|--|----|-----|---|---|----|----|-------|---|---|---|---|---|------|-----|------|
| 1.6 HDi 90 (66 kW) Eng.9HX (DV6ATED4) 8/05-12/15 | | | | | | | | | | | | | | | | | | | | |
| 19-2129 | | | F | | | | | | | 42 | 82 | | | | | | | 36 | | |
| 19-2667 | | | R | | | | | | | 32 | | 128 | | | | | | 59,2 | | -ABS |
| 19-2764 | | | R | | | | | | | 32 | 65 | 128 | | | | | | 60 | | +ABS |
| 1.6 HDi 92 (68 kW) Eng.9HJ (DV6DTE DM), 9HP (DV6DTE D) 11/09-12/10 | | | | | | | | | | | | | | | | | | | | |
| 19-2129 | | | F | | | | | | | 42 | 82 | | | | | | | 36 | | |
| 1.8 (66 kW) Eng.LFX (XU7JB) 5/97-12/02 | | | | | | | | | | | | | | | | | | | | |
| 19-2129 | | | F | | | | | | | 42 | 82 | | | | | | | 36 | | |
| 19-2667 | | | R | | | | | | | 32 | | 128 | | | | | | 59,2 | | -ABS |
| 19-2683 | | -01/99 | R | | | 29 | | | | 32 | | 129,2 | | | | | | 59,2 | | +ABS |
| 19-2712 | | 01/99- | R | | | 29 | | | | 32 | | 129,2 | | | | | | 59,2 | | +ABS |
| 19-2747 | | | R | | | 48 | | | | 32 | 65 | 128 | | | | | | 58,9 | | +ABS |
| 19-2764 | | | R | | | | | | | 32 | 65 | 128 | | | | | | 60 | | +ABS |
| 1.9 D (50 kW) Eng.DJY (XUD9A) 6/96-12/02 | | | | | | | | | | | | | | | | | | | | |
| 19-2129 | | | F | | | | | | | 42 | 82 | | | | | | | 36 | | |
| 19-2667 | | | R | | | | | | | 32 | | 128 | | | | | | 59,2 | | -ABS |
| 19-2683 | | -01/99 | R | | | 29 | | | | 32 | | 129,2 | | | | | | 59,2 | | +ABS |
| 19-2712 | | 01/99- | R | | | 29 | | | | 32 | | 129,2 | | | | | | 59,2 | | +ABS |
| 19-2747 | | | R | | | 48 | | | | 32 | 65 | 128 | | | | | | 58,9 | | +ABS |
| 19-2764 | | | R | | | | | | | 32 | 65 | 128 | | | | | | 60 | | +ABS |
| 1.9 D (51 kW) Eng.WJY (DW8B), WJZ (DW8) (12.98-.) 1/99-7/08 | | | | | | | | | | | | | | | | | | | | |
| 19-2129 | | | F | | | | | | | 42 | 82 | | | | | | | 36 | | |
| 19-2667 | | -01/99 | R | | | | | | | 32 | | 128 | | | | | | 59,2 | | -ABS |
| 19-2683 | | -01/99 | R | | | 29 | | | | 32 | | 129,2 | | | | | | 59,2 | | +ABS |
| 19-2712 | | -10/04 | R | | | 29 | | | | 32 | | 129,2 | | | | | | 59,2 | | +ABS |
| 19-2747 | | -10/04 | R | | | 48 | | | | 32 | 65 | 128 | | | | | | 58,9 | | +ABS |
| 19-2764 | | 11/04- | R | | | | | | | 32 | 65 | 128 | | | | | | 60 | | +ABS |
| 1.9 D (51 kW) Eng.XUD9 5/96-12/98 | | | | | | | | | | | | | | | | | | | | |
| 19-2129 | | | F | | | | | | | 42 | 82 | | | | | | | 36 | | |

PEUGEOT

| METELLI ref | Spare Parts | | F/R | L/R | | | ABS | A | B | C | D | E | F | G | H | I | L | M | Fig | NOTE |
|--|-------------|--------|-----|-----|--|--|-----|---|---|----|----|-------|---|---|---|---|------|---|-----|------|
| 19-2667 | | | R | | | | | | | 32 | | 128 | | | | | 59,2 | | | -ABS |
| 19-2683 | | | R | | | | 29 | | | 32 | | 129,2 | | | | | 59,2 | | | +ABS |
| 19-2747 | | | R | | | | 48 | | | 32 | 65 | 128 | | | | | 58,9 | | | +ABS |
| 1.9 D 4x4 (51 kW) Eng.WJY (DW8B) 4/04-8/05 | | | | | | | | | | | | | | | | | | | | |
| 19-2129 | | | F | | | | | | | 42 | 82 | | | | | | 36 | | | |
| 19-2667 | | | R | | | | | | | 32 | | 128 | | | | | 59,2 | | | -ABS |
| 19-2712 | | -10/04 | R | | | | 29 | | | 32 | | 129,2 | | | | | 59,2 | | | +ABS |
| 19-2747 | | -10/04 | R | | | | 48 | | | 32 | 65 | 128 | | | | | 58,9 | | | +ABS |
| 19-2764 | | 11/04- | R | | | | | | | 32 | 65 | 128 | | | | | 60 | | | +ABS |
| 2.0 HDI (66 kW) Eng.RHY (DW10TD) 2/00-7/08 | | | | | | | | | | | | | | | | | | | | |
| 19-2129 | | | F | | | | | | | 42 | 82 | | | | | | 36 | | | |
| 19-2667 | | | R | | | | | | | 32 | | 128 | | | | | 59,2 | | | -ABS |
| 19-2712 | | -10/04 | R | | | | 29 | | | 32 | | 129,2 | | | | | 59,2 | | | +ABS |
| 19-2747 | | -10/04 | R | | | | 48 | | | 32 | 65 | 128 | | | | | 58,9 | | | +ABS |
| 19-2764 | | 11/04- | R | | | | | | | 32 | 65 | 128 | | | | | 60 | | | +ABS |
| 2.0 HDi 4x4 (66 kW) Eng.RHY (DW10TD) 4/04-8/05 | | | | | | | | | | | | | | | | | | | | |
| 19-2129 | | | F | | | | | | | 42 | 82 | | | | | | 36 | | | |
| 19-2667 | | | R | | | | | | | 32 | | 128 | | | | | 59,2 | | | -ABS |
| 19-2712 | | -10/04 | R | | | | 29 | | | 32 | | 129,2 | | | | | 59,2 | | | +ABS |
| 19-2747 | | -10/04 | R | | | | 48 | | | 32 | 65 | 128 | | | | | 58,9 | | | +ABS |
| 19-2764 | | 11/04- | R | | | | | | | 32 | 65 | 128 | | | | | 60 | | | +ABS |
| Electric (28 kW) Eng.ELSA18 1/98-12/01 | | | | | | | | | | | | | | | | | | | | |
| 19-2129 | | | F | | | | | | | 42 | 82 | | | | | | 36 | | | |
| Partner Origin Combispac (G_) 7/08-12/13 | | | | | | | | | | | | | | | | | | | | |
| 1.4 (55 kW) Eng.KFW (TU3JP) 7/08-12/13 | | | | | | | | | | | | | | | | | | | | |
| 19-2129 | | | F | | | | | | | 42 | 82 | | | | | | 36 | | | |
| 1.6 16V (81 kW) Eng.NFU (TU5JP4) 9/11-12/13 | | | | | | | | | | | | | | | | | | | | |
| 19-2129 | | | F | | | | | | | 42 | 82 | | | | | | 36 | | | |

PEUGEOT

| METELLI ref | Spare Parts | | F/R | L/R | | | ABS | A | B | C | D | E | F | G | H | I | L | M | Fig | NOTE |
|---|-------------|--|-----|-----|--|--|-----|---|---|----|----|---|---|---|---|---|---|----|-----|------|
| 1.6 HDi 75 (55 kW) Eng.9HW (DV6BTED4) 8/08-12/13 | | | | | | | | | | | | | | | | | | | | |
| 19-2129 | | | F | | | | | | | 42 | 82 | | | | | | | 36 | | |
| 1.9 D (51 kW) Eng.WJY (DW8B) 8/08-12/13 | | | | | | | | | | | | | | | | | | | | |
| 19-2129 | | | F | | | | | | | 42 | 82 | | | | | | | 36 | | |
| Partner Tepee 4/08-1/70 | | | | | | | | | | | | | | | | | | | | |
| 1.2 THP (81 kW) Eng.HNV (EB2DTM), HNZ (EB2DT) 2/16-1/70 | | | | | | | | | | | | | | | | | | | | |
| 19-2297 | | | F | | | | | | | 42 | 82 | | | | | | | 36 | | |
| 19-2776 | | | R | | | | | | | 30 | 62 | | | | | | | 51 | | |
| 1.6 BlueHDi 100 (73 kW) Eng.BHY (DV6FD) 12/14-1/70 | | | | | | | | | | | | | | | | | | | | |
| 19-2297 | | | F | | | | | | | 42 | 82 | | | | | | | 36 | | |
| 19-2776 | | | R | | | | | | | 30 | 62 | | | | | | | 51 | | |
| 1.6 BlueHDi 100 4x4 (73 kW) Eng.BHY (DV6FD) 4/15-1/70 | | | | | | | | | | | | | | | | | | | | |
| 19-2297 | | | F | | | | | | | 42 | 82 | | | | | | | 36 | | |
| 19-2776 | | | R | | | | | | | 30 | 62 | | | | | | | 51 | | |
| 1.6 BlueHDi 120 (88 kW) Eng.BHZ (DV6FC) 12/14-1/70 | | | | | | | | | | | | | | | | | | | | |
| 19-2297 | | | F | | | | | | | 42 | 82 | | | | | | | 36 | | |
| 19-2776 | | | R | | | | | | | 30 | 62 | | | | | | | 51 | | |
| 1.6 HDi (66 kW) Eng.9HF (DV6DTE) 3/13-1/70 | | | | | | | | | | | | | | | | | | | | |
| 19-2297 | | | F | | | | | | | 42 | 82 | | | | | | | 36 | | |
| 19-2776 | | | R | | | | | | | 30 | 62 | | | | | | | 51 | | |
| 1.6 HDi (80 kW) Eng.9HZ (DV6TED4) 4/08-1/70 | | | | | | | | | | | | | | | | | | | | |
| 19-2297 | | | F | | | | | | | 42 | 82 | | | | | | | 36 | | |
| 19-2776 | | | R | | | | | | | 30 | 62 | | | | | | | 51 | | |
| 1.6 HDi (82 kW) Eng.9HL (DV6C) 8/10-1/70 | | | | | | | | | | | | | | | | | | | | |
| 19-2297 | | | F | | | | | | | 42 | 82 | | | | | | | 36 | | |
| 19-2776 | | | R | | | | | | | 30 | 62 | | | | | | | 51 | | |
| 1.6 HDi (84 kW) Eng.9HL (DV6C) 3/13-1/70 | | | | | | | | | | | | | | | | | | | | |
| 19-2297 | | | F | | | | | | | 42 | 82 | | | | | | | 36 | | |

PEUGEOT

| METELLI ref | Spare Parts | | F/R | L/R | | | ABS | A | B | C | D | E | F | G | H | I | L | M | Fig | NOTE |
|--|-------------|--|-----|-----|--|--|-----|---|---|----|----|---|---|---|---|---|----|---|-----|------|
| 19-2776 | | | R | | | | | | | 30 | 62 | | | | | | 51 | | | |
| 1.6 HDi / BlueHDi 75 (55 kW) Eng.9HK (DV6ETEDM), 9HN (DV6ETED), BHW (DV6FE) 6/08-12/18 | | | | | | | | | | | | | | | | | | | | |
| 19-2297 | | | F | | | | | | | 42 | 82 | | | | | | 36 | | | |
| 19-2776 | | | R | | | | | | | 30 | 62 | | | | | | 51 | | | |
| 1.6 HDi 16V (66 kW) Eng.9HV (DV6TED4B), 9HV (DV6TED4BU) 4/08-1/70 | | | | | | | | | | | | | | | | | | | | |
| 19-2297 | | | F | | | | | | | 42 | 82 | | | | | | 36 | | | |
| 19-2776 | | | R | | | | | | | 30 | 62 | | | | | | 51 | | | |
| 1.6 HDi 75 (16V) (55 kW) Eng.9HT (DV6BTED4) 6/08-1/70 | | | | | | | | | | | | | | | | | | | | |
| 19-2297 | | | F | | | | | | | 42 | 82 | | | | | | 36 | | | |
| 19-2776 | | | R | | | | | | | 30 | 62 | | | | | | 51 | | | |
| 1.6 HDi 90 (68 kW) Eng.9HJ (DV6DTEDM), 9HP (DV6DTED) 4/10-1/70 | | | | | | | | | | | | | | | | | | | | |
| 19-2297 | | | F | | | | | | | 42 | 82 | | | | | | 36 | | | |
| 19-2776 | | | R | | | | | | | 30 | 62 | | | | | | 51 | | | |
| 1.6 VTi (66 kW) Eng.NFR (TU5JP4B) 4/08-1/70 | | | | | | | | | | | | | | | | | | | | |
| 19-2297 | | | F | | | | | | | 42 | 82 | | | | | | 36 | | | |
| 19-2776 | | | R | | | | | | | 30 | 62 | | | | | | 51 | | | |
| 1.6 VTi (72 kW) Eng.5FK (EP6CB) 8/10-1/70 | | | | | | | | | | | | | | | | | | | | |
| 19-2297 | | | F | | | | | | | 42 | 82 | | | | | | 36 | | | |
| 19-2776 | | | R | | | | | | | 30 | 62 | | | | | | 51 | | | |
| 1.6 VTi (80 kW) Eng.NFU (TU5JP4) 4/08-1/70 | | | | | | | | | | | | | | | | | | | | |
| 19-2297 | | | F | | | | | | | 42 | 82 | | | | | | 36 | | | |
| 19-2776 | | | R | | | | | | | 30 | 62 | | | | | | 51 | | | |
| 1.6 VTi (81 kW) Eng.NFU (TU5JP4) 9/08-1/70 | | | | | | | | | | | | | | | | | | | | |
| 19-2297 | | | F | | | | | | | 42 | 82 | | | | | | 36 | | | |
| 19-2776 | | | R | | | | | | | 30 | 62 | | | | | | 51 | | | |
| 1.6 VTi (88 kW) Eng.5FS (EP6C) 9/09-4/16 | | | | | | | | | | | | | | | | | | | | |
| 19-2297 | | | F | | | | | | | 42 | 82 | | | | | | 36 | | | |

PEUGEOT

| METELLI ref | Spare Parts | | F/R | L/R | | ABS | A | B | C | D | E | F | G | H | I | L | M | Fig | NOTE |
|--|-------------|--|-----|-----|--|-----|---|---|----|----|-----|---|---|---|---|-----|---|-----|---------------|
| 19-2776 | | | R | | | | | | 30 | 62 | | | | | | 51 | | | |
| RCZ 3/10-1/70 | | | | | | | | | | | | | | | | | | | |
| 1.6 16V (115 kW) Eng.5FV (EP6CDT) 3/10-12/15 | | | | | | | | | | | | | | | | | | | |
| 19-2297 | | | F | | | | | | 42 | 82 | | | | | | 36 | | | |
| 19-2753 | | | F | | | | | | 45 | 83 | | | | | | 44 | | | |
| 1.6 16V (147 kW) Eng.EP6CDTX 6/10-12/15 | | | | | | | | | | | | | | | | | | | |
| 19-2297 | | | F | | | | | | 42 | 82 | | | | | | 36 | | | |
| 19-2753 | | | F | | | | | | 45 | 83 | | | | | | 44 | | | |
| 1.6 16V (150 kW) Eng.EP6CDTX 6/10-12/15 | | | | | | | | | | | | | | | | | | | |
| 19-2297 | | | F | | | | | | 42 | 82 | | | | | | 36 | | | |
| 19-2753 | | | F | | | | | | 45 | 83 | | | | | | 44 | | | 19Inch Wheels |
| 1.6 THP 150 (110 kW) Eng.5FE (EP6CDTMD) 3/11-12/15 | | | | | | | | | | | | | | | | | | | |
| 19-2297 | | | F | | | | | | 42 | 82 | | | | | | 36 | | | |
| 19-2753 | | | F | | | | | | 45 | 83 | | | | | | 44 | | | 19Inch Wheels |
| 1.6 THP 270 (199 kW) Eng.5FG (EP6CDTR) 6/13-12/15 | | | | | | | | | | | | | | | | | | | |
| 19-2297 | | | F | | | | | | 42 | 82 | | | | | | 36 | | | |
| 19-2753 | | | F | | | | | | 45 | 83 | | | | | | 44 | | | |
| 2.0 HDi (120 kW) Eng.RHH (DW10CTED4) 3/10-12/15 | | | | | | | | | | | | | | | | | | | |
| 19-2297 | | | F | | | | | | 42 | 82 | | | | | | 36 | | | |
| 19-2753 | | | F | | | | | | 45 | 83 | | | | | | 44 | | | |
| Rifter 9/18-1/70 | | | | | | | | | | | | | | | | | | | |
| 1.2 PureTech 110 (81 kW) Eng.HNP (EB2ADT) 9/18-1/70 | | | | | | | | | | | | | | | | | | | |
| 19-8141 | | | R | | | | | | 65 | | 130 | | | | | 113 | | | |
| 19-8155 | | | F | | | | | | 42 | 80 | | | | | | 44 | | | IP |
| 1.2 PureTech 130 (96 kW) Eng.HNS (EB2ADTS) 7/19-1/70 | | | | | | | | | | | | | | | | | | | |
| 19-8141 | | | R | | | | | | 65 | | 130 | | | | | 113 | | | |
| 19-8155 | | | F | | | | | | 42 | 80 | | | | | | 44 | | | |

PEUGEOT

| METELLI ref | Spare Parts | | F/R | L/R | | | ABS | A | B | C | D | E | F | G | H | I | L | M | Fig | NOTE |
|--|-------------|--|-----|-----|--|--|-----|---|---|----|----|-----|---|---|---|---|---|---|-----|------|
| 1.5 BlueHDi 100 (75 kW) Eng.YHY (DV5RD) 9/18-1/70 | | | | | | | | | | | | | | | | | | | | |
| 19-8141 | | | R | | | | | | | 65 | | 130 | | | | | | | 113 | |
| 19-8155 | | | F | | | | | | | 42 | 80 | | | | | | | | 44 | IP |
| 1.5 BlueHDi 130 (96 kW) Eng.YHZ (DV5RC) 9/18-1/70 | | | | | | | | | | | | | | | | | | | | |
| 19-8141 | | | R | | | | | | | 65 | | 130 | | | | | | | 113 | |
| 19-8155 | | | F | | | | | | | 42 | 80 | | | | | | | | 44 | IP |
| 1.5 BlueHDi 75 (56 kW) Eng.YHW (DV5RE) 9/18-1/70 | | | | | | | | | | | | | | | | | | | | |
| 19-8141 | | | R | | | | | | | 65 | | 130 | | | | | | | 113 | |
| 19-8155 | | | F | | | | | | | 42 | 80 | | | | | | | | 44 | IP |
| 1.6 BlueHDi 100 (73 kW) Eng.BHY (DV6FD) 9/18-1/70 | | | | | | | | | | | | | | | | | | | | |
| 19-8141 | | | R | | | | | | | 65 | | 130 | | | | | | | 113 | |
| 19-8155 | | | F | | | | | | | 42 | 80 | | | | | | | | 44 | |
| 1.6 HDi 75 / BlueHDi 75 (55 kW) Eng.9HN (DV6ETED), BHW (DV6FE) 9/18-1/70 | | | | | | | | | | | | | | | | | | | | |
| 19-8141 | | | R | | | | | | | 65 | | 130 | | | | | | | 113 | |
| 19-8155 | | | F | | | | | | | 42 | 80 | | | | | | | | 44 | |
| 1.6 HDi 92 (68 kW) Eng.9HP (DV6DTED) 9/18-1/70 | | | | | | | | | | | | | | | | | | | | |
| 19-8141 | | | R | | | | | | | 65 | | 130 | | | | | | | 113 | |
| 19-8155 | | | F | | | | | | | 42 | 80 | | | | | | | | 44 | |
| e-Rifter (100 kW) Eng.ZKX (ZK01) 7/21-1/70 | | | | | | | | | | | | | | | | | | | | |
| 19-8141 | | | R | | | | | | | 65 | | 130 | | | | | | | 113 | |
| 19-8155 | | | F | | | | | | | 42 | 80 | | | | | | | | 44 | |

PEUGEOT HCV

Boxer I Bus (230P) 3/94-4/02

1.9 D (51 kW) Eng.D9B (XUD9AU) 3/94-4/02

| | | | | | | | | | | | | | | | | | | | | |
|---------|--|--|---|--|--|--|--|--|--|----|-------|--|--|--|--|--|--|--|-------|--------|
| 19-1584 | | | F | | | | | | | 55 | 89,92 | | | | | | | | 24,56 | 18Q |
| 19-1586 | | | F | | | | | | | 50 | 80 | | | | | | | | 20 | 10-14Q |
| 19-1609 | | | R | | | | | | | 30 | 68 | | | | | | | | 19 | 10-14Q |

PEUGEOT HCV

| METELLI ref | Spare Parts | | F/R | L/R | | | ABS | A | B | C | D | E | F | G | H | I | L | M | Fig | NOTE |
|--|-------------|--|-----|-----|--|--|-----|---|---|----|-------|---|---|---|---|---|-------|---|-----|--------------------|
| 19-1612 | | | R | | | | | | | 30 | 75 | | | | | | 26 | | | 18Q |
| 19-2330 | | | F | | | | | | | 49 | 84 | | | | | | 48 | | | 10-14Q |
| 19-2331 | | | F | | | | | | | 55 | 90 | | | | | | 60 | | | 18Q |
| 19-2709 | | | R | | | | | | | 42 | 75 | | | | | | 60 | | | |
| 1.9 TD (66 kW) Eng.DHY (XUD9TE) 8/94-4/02 | | | | | | | | | | | | | | | | | | | | |
| 19-1584 | | | F | | | | | | | 55 | 89,92 | | | | | | 24,56 | | | 18Q |
| 19-1586 | | | F | | | | | | | 50 | 80 | | | | | | 20 | | | 10-14Q |
| 19-1609 | | | R | | | | | | | 30 | 68 | | | | | | 19 | | | 10-14Q |
| 19-1612 | | | R | | | | | | | 30 | 75 | | | | | | 26 | | | 18Q |
| 19-2330 | | | F | | | | | | | 49 | 84 | | | | | | 48 | | | 10-14Q |
| 19-2331 | | | F | | | | | | | 55 | 90 | | | | | | 60 | | | 18Q |
| 19-2709 | | | R | | | | | | | 42 | 75 | | | | | | 60 | | | |
| 1.9 TD (68 kW) Eng.D8C (XUD9UTF) 3/94-4/02 | | | | | | | | | | | | | | | | | | | | |
| 19-1584 | | | F | | | | | | | 55 | 89,92 | | | | | | 24,56 | | | 18Q |
| 19-1586 | | | F | | | | | | | 50 | 80 | | | | | | 20 | | | 10-14Q |
| 19-1609 | | | R | | | | | | | 30 | 68 | | | | | | 19 | | | 10-14Q |
| 19-1612 | | | R | | | | | | | 30 | 75 | | | | | | 26 | | | 18Q |
| 19-2330 | | | F | | | | | | | 49 | 84 | | | | | | 48 | | | 10-14Q |
| 19-2331 | | | F | | | | | | | 55 | 90 | | | | | | 60 | | | 18Q |
| 19-2709 | | | R | | | | | | | 42 | 75 | | | | | | 60 | | | |
| 1.9 TD 4x4 (68 kW) Eng.D8C (XUD9UTF) 7/96-4/02 | | | | | | | | | | | | | | | | | | | | |
| 19-1584 | | | F | | | | | | | 55 | 89,92 | | | | | | 24,56 | | | 18Q |
| 19-1586 | | | F/R | | | | | | | 50 | 80 | | | | | | 20 | | | 10-14Q, Brake drum |
| 19-2330 | | | F | | | | | | | 49 | 84 | | | | | | 48 | | | 10-14Q |
| 19-2331 | | | F | | | | | | | 55 | 90 | | | | | | 60 | | | 18Q |
| 2.0 i (80 kW) Eng.RFW (XU10J2) 3/94-4/02 | | | | | | | | | | | | | | | | | | | | |
| 19-1584 | | | F | | | | | | | 55 | 89,92 | | | | | | 24,56 | | | 18Q |
| 19-1586 | | | F | | | | | | | 50 | 80 | | | | | | 20 | | | 10-14Q |
| 19-1609 | | | R | | | | | | | 30 | 68 | | | | | | 19 | | | 10-14Q |

PEUGEOT HCV

| METELLI ref | Spare Parts | | F/R | L/R | | | ABS | A | B | C | D | E | F | G | H | I | L | M | Fig | NOTE |
|--|-------------|--|-----|-----|--|--|-----|---|---|----|-------|---|---|---|---|---|-------|---|-----|--------------------|
| 19-1612 | | | R | | | | | | | 30 | 75 | | | | | | 26 | | | 18Q |
| 19-2330 | | | F | | | | | | | 49 | 84 | | | | | | 48 | | | 10-14Q |
| 19-2331 | | | F | | | | | | | 55 | 90 | | | | | | 60 | | | 18Q |
| 19-2709 | | | R | | | | | | | 42 | 75 | | | | | | 60 | | | |
| 2.0 i 4x4 (80 kW) Eng.RFW (XU10J2) 8/96-4/02 | | | | | | | | | | | | | | | | | | | | |
| 19-1584 | | | F | | | | | | | 55 | 89,92 | | | | | | 24,56 | | | 18Q |
| 19-1586 | | | F/R | | | | | | | 50 | 80 | | | | | | 20 | | | 10-14Q, Brake drum |
| 19-2330 | | | F | | | | | | | 49 | 84 | | | | | | 48 | | | 10-14Q |
| 19-2331 | | | F | | | | | | | 55 | 90 | | | | | | 60 | | | 18Q |
| 2.5 D (63 kW) Eng.T9A (DJ5) 8/94-4/02 | | | | | | | | | | | | | | | | | | | | |
| 19-1584 | | | F | | | | | | | 55 | 89,92 | | | | | | 24,56 | | | 18Q |
| 19-1586 | | | F | | | | | | | 50 | 80 | | | | | | 20 | | | 10-14Q |
| 19-1609 | | | R | | | | | | | 30 | 68 | | | | | | 19 | | | 10-14Q |
| 19-1612 | | | R | | | | | | | 30 | 75 | | | | | | 26 | | | 18Q |
| 19-2330 | | | F | | | | | | | 49 | 84 | | | | | | 48 | | | 10-14Q |
| 19-2331 | | | F | | | | | | | 55 | 90 | | | | | | 60 | | | 18Q |
| 19-2709 | | | R | | | | | | | 42 | 75 | | | | | | 60 | | | |
| 2.5 D 4x4 (63 kW) Eng.T9A (DJ5) 7/96-4/02 | | | | | | | | | | | | | | | | | | | | |
| 19-1584 | | | F | | | | | | | 55 | 89,92 | | | | | | 24,56 | | | 18Q |
| 19-1586 | | | F/R | | | | | | | 50 | 80 | | | | | | 20 | | | 10-14Q, Brake drum |
| 19-2330 | | | F | | | | | | | 49 | 84 | | | | | | 48 | | | 10-14Q |
| 19-2331 | | | F | | | | | | | 55 | 90 | | | | | | 60 | | | 18Q |
| 2.5 TD (76 kW) Eng.T8A (DJ5T) 7/94-4/02 | | | | | | | | | | | | | | | | | | | | |
| 19-1584 | | | F | | | | | | | 55 | 89,92 | | | | | | 24,56 | | | 18Q |
| 19-1586 | | | F | | | | | | | 50 | 80 | | | | | | 20 | | | 10-14Q |
| 19-1609 | | | R | | | | | | | 30 | 68 | | | | | | 19 | | | 10-14Q |
| 19-1612 | | | R | | | | | | | 30 | 75 | | | | | | 26 | | | 18Q |
| 19-2330 | | | F | | | | | | | 49 | 84 | | | | | | 48 | | | 10-14Q |
| 19-2331 | | | F | | | | | | | 55 | 90 | | | | | | 60 | | | 18Q |

PEUGEOT HCV

| METELLI ref | Spare Parts | | F/R | L/R | | ABS | A | B | C | D | E | F | G | H | I | L | M | Fig | NOTE |
|--|-------------|--|-----|-----|--|-----|---|---|----|-------|---|---|---|---|---|-------|---|-----|--------------------|
| 19-2709 | | | R | | | | | | 42 | 75 | | | | | | 60 | | | |
| 2.5 TD 4x4 (76 kW) Eng.T8A (DJ5T) 7/96-4/02 | | | | | | | | | | | | | | | | | | | |
| 19-1584 | | | F | | | | | | 55 | 89,92 | | | | | | 24,56 | | | 18Q |
| 19-1586 | | | F/R | | | | | | 50 | 80 | | | | | | 20 | | | 10-14Q, Brake drum |
| 19-2330 | | | F | | | | | | 49 | 84 | | | | | | 48 | | | 10-14Q |
| 19-2331 | | | F | | | | | | 55 | 90 | | | | | | 60 | | | 18Q |
| 2.5 TDI (79 kW) Eng.THX (DJ5TED) 1/97-4/02 | | | | | | | | | | | | | | | | | | | |
| 19-1584 | | | F | | | | | | 55 | 89,92 | | | | | | 24,56 | | | 18Q |
| 19-1586 | | | F | | | | | | 50 | 80 | | | | | | 20 | | | 10-14Q |
| 19-1609 | | | R | | | | | | 30 | 68 | | | | | | 19 | | | 10-14Q |
| 19-1612 | | | R | | | | | | 30 | 75 | | | | | | 26 | | | 18Q |
| 19-2330 | | | F | | | | | | 49 | 84 | | | | | | 48 | | | 10-14Q |
| 19-2331 | | | F | | | | | | 55 | 90 | | | | | | 60 | | | 18Q |
| 19-2709 | | | R | | | | | | 42 | 75 | | | | | | 60 | | | |
| 2.5 TDI 4x4 (79 kW) Eng.THX (DJ5TED) 1/97-4/02 | | | | | | | | | | | | | | | | | | | |
| 19-1584 | | | F | | | | | | 55 | 89,92 | | | | | | 24,56 | | | 18Q |
| 19-1586 | | | F/R | | | | | | 50 | 80 | | | | | | 20 | | | 10-14Q, Brake drum |
| 19-2330 | | | F | | | | | | 49 | 84 | | | | | | 48 | | | 10-14Q |
| 19-2331 | | | F | | | | | | 55 | 90 | | | | | | 60 | | | 18Q |
| 2.8 D (64 kW) Eng.8140.63 (F28D) 1/99-2/02 | | | | | | | | | | | | | | | | | | | |
| 19-1584 | | | F | | | | | | 55 | 89,92 | | | | | | 24,56 | | | 18Q |
| 19-1586 | | | F | | | | | | 50 | 80 | | | | | | 20 | | | 10-14Q |
| 19-1609 | | | R | | | | | | 30 | 68 | | | | | | 19 | | | 10-14Q |
| 19-1612 | | | R | | | | | | 30 | 75 | | | | | | 26 | | | 18Q |
| 19-2330 | | | F | | | | | | 49 | 84 | | | | | | 48 | | | 10-14Q |
| 19-2331 | | | F | | | | | | 55 | 90 | | | | | | 60 | | | 18Q |
| 19-2709 | | | R | | | | | | 42 | 75 | | | | | | 60 | | | |
| 2.8 HDi (93 kW) Eng.8140.43S (F28DTCR) 10/00-11/01 | | | | | | | | | | | | | | | | | | | |
| 19-1584 | | | F | | | | | | 55 | 89,92 | | | | | | 24,56 | | | 18Q |

PEUGEOT HCV

| METELLI ref | Spare Parts | | F/R | L/R | | | ABS | A | B | C | D | E | F | G | H | I | L | M | Fig | NOTE |
|-------------|-------------|--|-----|-----|--|--|-----|---|---|----|----|---|---|---|---|---|----|---|-----|--------|
| 19-1586 | | | F | | | | | | | 50 | 80 | | | | | | 20 | | | 10-14Q |
| 19-1609 | | | R | | | | | | | 30 | 68 | | | | | | 19 | | | 10-14Q |
| 19-1612 | | | R | | | | | | | 30 | 75 | | | | | | 26 | | | 18Q |
| 19-2330 | | | F | | | | | | | 49 | 84 | | | | | | 48 | | | 10-14Q |
| 19-2331 | | | F | | | | | | | 55 | 90 | | | | | | 60 | | | 18Q |
| 19-2709 | | | R | | | | | | | 42 | 75 | | | | | | 60 | | | |

2.8 HDI (94 kW) Eng.8140.43S (F28DTCR) 11/00-4/02

| | | | | | | | | | | | | | | | | | | | | |
|---------|--|--|---|--|--|--|--|--|--|----|-------|--|--|--|--|--|-------|--|--|--------|
| 19-1584 | | | F | | | | | | | 55 | 89,92 | | | | | | 24,56 | | | 18Q |
| 19-1586 | | | F | | | | | | | 50 | 80 | | | | | | 20 | | | 10-14Q |
| 19-1609 | | | R | | | | | | | 30 | 68 | | | | | | 19 | | | 10-14Q |
| 19-1612 | | | R | | | | | | | 30 | 75 | | | | | | 26 | | | 18Q |
| 19-2330 | | | F | | | | | | | 49 | 84 | | | | | | 48 | | | 10-14Q |
| 19-2331 | | | F | | | | | | | 55 | 90 | | | | | | 60 | | | 18Q |
| 19-2709 | | | R | | | | | | | 42 | 75 | | | | | | 60 | | | |

2.8 HDi 4x4 (94 kW) Eng.8140.43S (F28DTCR) 10/00-4/02

| | | | | | | | | | | | | | | | | | | | | |
|---------|--|--|-----|--|--|--|--|--|--|----|-------|--|--|--|--|--|-------|--|--|--------------------|
| 19-1584 | | | F | | | | | | | 55 | 89,92 | | | | | | 24,56 | | | 18Q |
| 19-1586 | | | F/R | | | | | | | 50 | 80 | | | | | | 20 | | | 10-14Q, Brake drum |
| 19-2330 | | | F | | | | | | | 49 | 84 | | | | | | 48 | | | 10-14Q |
| 19-2331 | | | F | | | | | | | 55 | 90 | | | | | | 60 | | | 18Q |

Boxer I Platform/Chassis (ZCT_) 3/94-4/02

1.9 TD (66 kW) Eng.DHY (XUD9TE), XUD9TE 6/94-4/02

| | | | | | | | | | | | | | | | | | | | | |
|---------|--|--|---|--|--|--|--|--|--|----|-------|--|--|--|--|--|-------|--|--|--------|
| 19-1584 | | | F | | | | | | | 55 | 89,92 | | | | | | 24,56 | | | 18Q |
| 19-1586 | | | F | | | | | | | 50 | 80 | | | | | | 20 | | | 10-14Q |
| 19-1609 | | | R | | | | | | | 30 | 68 | | | | | | 19 | | | 10-14Q |
| 19-1612 | | | R | | | | | | | 30 | 75 | | | | | | 26 | | | 18Q |
| 19-2330 | | | F | | | | | | | 49 | 84 | | | | | | 48 | | | 10-14Q |
| 19-2331 | | | F | | | | | | | 55 | 90 | | | | | | 60 | | | 18Q |
| 19-2709 | | | R | | | | | | | 42 | 75 | | | | | | 60 | | | |

PEUGEOT HCV

| METELLI ref | Spare Parts | | F/R | L/R | | | ABS | A | B | C | D | E | F | G | H | I | L | M | Fig | NOTE |
|--|-------------|--|-----|-----|--|--|-----|---|---|----|-------|---|---|---|---|---|-------|---|-----|--------------------|
| 1.9 TD (68 kW) Eng.D8C (XUD9UTF), XUD9TE 7/94-4/02 | | | | | | | | | | | | | | | | | | | | |
| 19-1584 | | | F | | | | | | | 55 | 89,92 | | | | | | 24,56 | | | 18Q |
| 19-1586 | | | F | | | | | | | 50 | 80 | | | | | | 20 | | | 10-14Q |
| 19-1609 | | | R | | | | | | | 30 | 68 | | | | | | 19 | | | 10-14Q |
| 19-1612 | | | R | | | | | | | 30 | 75 | | | | | | 26 | | | 18Q |
| 19-2330 | | | F | | | | | | | 49 | 84 | | | | | | 48 | | | 10-14Q |
| 19-2331 | | | F | | | | | | | 55 | 90 | | | | | | 60 | | | 18Q |
| 19-2709 | | | R | | | | | | | 42 | 75 | | | | | | 60 | | | |
| 2.0 i (80 kW) Eng.RFW (XU10J2) 6/94-4/02 | | | | | | | | | | | | | | | | | | | | |
| 19-1584 | | | F | | | | | | | 55 | 89,92 | | | | | | 24,56 | | | 18Q |
| 19-1586 | | | F | | | | | | | 50 | 80 | | | | | | 20 | | | 10-14Q |
| 19-1609 | | | R | | | | | | | 30 | 68 | | | | | | 19 | | | 10-14Q |
| 19-1612 | | | R | | | | | | | 30 | 75 | | | | | | 26 | | | 18Q |
| 19-2330 | | | F | | | | | | | 49 | 84 | | | | | | 48 | | | 10-14Q |
| 19-2331 | | | F | | | | | | | 55 | 90 | | | | | | 60 | | | 18Q |
| 19-2709 | | | R | | | | | | | 42 | 75 | | | | | | 60 | | | |
| 2.5 D (63 kW) Eng.T9A (DJ5) 3/94-4/02 | | | | | | | | | | | | | | | | | | | | |
| 19-1584 | | | F | | | | | | | 55 | 89,92 | | | | | | 24,56 | | | 18Q |
| 19-1586 | | | F | | | | | | | 50 | 80 | | | | | | 20 | | | 10-14Q |
| 19-1609 | | | R | | | | | | | 30 | 68 | | | | | | 19 | | | 10-14Q |
| 19-1612 | | | R | | | | | | | 30 | 75 | | | | | | 26 | | | 18Q |
| 19-2330 | | | F | | | | | | | 49 | 84 | | | | | | 48 | | | 10-14Q |
| 19-2331 | | | F | | | | | | | 55 | 90 | | | | | | 60 | | | 18Q |
| 19-2709 | | | R | | | | | | | 42 | 75 | | | | | | 60 | | | |
| 2.5 D 4x4 (63 kW) Eng.T9A (DJ5) 7/99-4/02 | | | | | | | | | | | | | | | | | | | | |
| 19-1584 | | | F | | | | | | | 55 | 89,92 | | | | | | 24,56 | | | 18Q |
| 19-1586 | | | F/R | | | | | | | 50 | 80 | | | | | | 20 | | | 10-14Q, Brake drum |
| 19-2330 | | | F | | | | | | | 49 | 84 | | | | | | 48 | | | 10-14Q |
| 19-2331 | | | F | | | | | | | 55 | 90 | | | | | | 60 | | | 18Q |

PEUGEOT HCV

| METELLI ref | Spare Parts | | F/R | L/R | | | ABS | A | B | C | D | E | F | G | H | I | L | M | Fig | NOTE |
|--|-------------|--|-----|-----|--|--|-----|---|---|----|-------|---|---|---|---|---|-------|---|-----|--------------------|
| 2.5 TD (76 kW) Eng.T8A (DJ5T) 3/94-4/02 | | | | | | | | | | | | | | | | | | | | |
| 19-1584 | | | F | | | | | | | 55 | 89,92 | | | | | | 24,56 | | | 18Q |
| 19-1586 | | | F | | | | | | | 50 | 80 | | | | | | 20 | | | 10-14Q |
| 19-1609 | | | R | | | | | | | 30 | 68 | | | | | | 19 | | | 10-14Q |
| 19-1612 | | | R | | | | | | | 30 | 75 | | | | | | 26 | | | 18Q |
| 19-2330 | | | F | | | | | | | 49 | 84 | | | | | | 48 | | | 10-14Q |
| 19-2331 | | | F | | | | | | | 55 | 90 | | | | | | 60 | | | 18Q |
| 19-2709 | | | R | | | | | | | 42 | 75 | | | | | | 60 | | | |
| 2.5 TDI (79 kW) Eng.THX (DJ5TED) 1/97-4/02 | | | | | | | | | | | | | | | | | | | | |
| 19-1584 | | | F | | | | | | | 55 | 89,92 | | | | | | 24,56 | | | 18Q |
| 19-1586 | | | F | | | | | | | 50 | 80 | | | | | | 20 | | | 10-14Q |
| 19-1609 | | | R | | | | | | | 30 | 68 | | | | | | 19 | | | 10-14Q |
| 19-1612 | | | R | | | | | | | 30 | 75 | | | | | | 26 | | | 18Q |
| 19-2330 | | | F | | | | | | | 49 | 84 | | | | | | 48 | | | 10-14Q |
| 19-2331 | | | F | | | | | | | 55 | 90 | | | | | | 60 | | | 18Q |
| 19-2709 | | | R | | | | | | | 42 | 75 | | | | | | 60 | | | |
| 2.5 TDI 4x4 (79 kW) Eng.THX (DJ5TED) 7/99-4/02 | | | | | | | | | | | | | | | | | | | | |
| 19-1584 | | | F | | | | | | | 55 | 89,92 | | | | | | 24,56 | | | 18Q |
| 19-1586 | | | F/R | | | | | | | 50 | 80 | | | | | | 20 | | | 10-14Q, Brake drum |
| 19-2330 | | | F | | | | | | | 49 | 84 | | | | | | 48 | | | 10-14Q |
| 19-2331 | | | F | | | | | | | 55 | 90 | | | | | | 60 | | | 18Q |
| 2.8 D (64 kW) Eng.8140.63 (F28D) 1/99-2/02 | | | | | | | | | | | | | | | | | | | | |
| 19-1584 | | | F | | | | | | | 55 | 89,92 | | | | | | 24,56 | | | 18Q |
| 19-1586 | | | F | | | | | | | 50 | 80 | | | | | | 20 | | | 10-14Q |
| 19-1609 | | | R | | | | | | | 30 | 68 | | | | | | 19 | | | 10-14Q |
| 19-1612 | | | R | | | | | | | 30 | 75 | | | | | | 26 | | | 18Q |
| 19-2330 | | | F | | | | | | | 49 | 84 | | | | | | 48 | | | 10-14Q |
| 19-2331 | | | F | | | | | | | 55 | 90 | | | | | | 60 | | | 18Q |
| 19-2709 | | | R | | | | | | | 42 | 75 | | | | | | 60 | | | |

PEUGEOT HCV

| METELLI ref | Spare Parts | | F/R | L/R | | | ABS | A | B | C | D | E | F | G | H | I | L | M | Fig | NOTE |
|--|-------------|--|-----|-----|--|--|-----|---|---|----|-------|---|---|---|---|---|-------|---|-----|--------|
| 2.8 HDi (93 kW) Eng.8140.43S (F28DTCR) 10/00-11/01 | | | | | | | | | | | | | | | | | | | | |
| 19-1584 | | | F | | | | | | | 55 | 89,92 | | | | | | 24,56 | | | 18Q |
| 19-1586 | | | F | | | | | | | 50 | 80 | | | | | | 20 | | | 10-14Q |
| 19-1609 | | | R | | | | | | | 30 | 68 | | | | | | 19 | | | 10-14Q |
| 19-1612 | | | R | | | | | | | 30 | 75 | | | | | | 26 | | | 18Q |
| 19-2330 | | | F | | | | | | | 49 | 84 | | | | | | 48 | | | 10-14Q |
| 19-2331 | | | F | | | | | | | 55 | 90 | | | | | | 60 | | | 18Q |
| 19-2709 | | | R | | | | | | | 42 | 75 | | | | | | 60 | | | |
| 2.8 HDi (94 kW) Eng.8140.43S (F28DTCR) 11/00-4/02 | | | | | | | | | | | | | | | | | | | | |
| 19-1584 | | | F | | | | | | | 55 | 89,92 | | | | | | 24,56 | | | 18Q |
| 19-1586 | | | F | | | | | | | 50 | 80 | | | | | | 20 | | | 10-14Q |
| 19-1609 | | | R | | | | | | | 30 | 68 | | | | | | 19 | | | 10-14Q |
| 19-1612 | | | R | | | | | | | 30 | 75 | | | | | | 26 | | | 18Q |
| 19-2330 | | | F | | | | | | | 49 | 84 | | | | | | 48 | | | 10-14Q |
| 19-2331 | | | F | | | | | | | 55 | 90 | | | | | | 60 | | | 18Q |
| 19-2709 | | | R | | | | | | | 42 | 75 | | | | | | 60 | | | |
| Boxer I Van (230L) 3/94-4/02 | | | | | | | | | | | | | | | | | | | | |
| 1.9 D (50 kW) Eng.DJY (XUD9A) 7/99-4/02 | | | | | | | | | | | | | | | | | | | | |
| 19-1584 | | | F | | | | | | | 55 | 89,92 | | | | | | 24,56 | | | 18Q |
| 19-1586 | | | F | | | | | | | 50 | 80 | | | | | | 20 | | | 10-14Q |
| 19-1609 | | | R | | | | | | | 30 | 68 | | | | | | 19 | | | 10-14Q |
| 19-1612 | | | R | | | | | | | 30 | 75 | | | | | | 26 | | | 18Q |
| 19-2330 | | | F | | | | | | | 49 | 84 | | | | | | 48 | | | 10-14Q |
| 19-2331 | | | F | | | | | | | 55 | 90 | | | | | | 60 | | | 18Q |
| 19-2709 | | | R | | | | | | | 42 | 75 | | | | | | 60 | | | |
| 1.9 D (51 kW) Eng.D9B (XUD9AU) 3/94-4/02 | | | | | | | | | | | | | | | | | | | | |
| 19-1584 | | | F | | | | | | | 55 | 89,92 | | | | | | 24,56 | | | 18Q |
| 19-1609 | | | R | | | | | | | 30 | 68 | | | | | | 19 | | | 10-14Q |

PEUGEOT HCV

| METELLI ref | Spare Parts | | F/R | L/R | | | ABS | A | B | C | D | E | F | G | H | I | L | M | Fig | NOTE |
|---|-------------|--|-----|-----|--|--|-----|---|---|----|-------|---|---|---|---|---|-------|---|-----|--------------------|
| 19-1612 | | | R | | | | | | | 30 | 75 | | | | | | 26 | | | 18Q |
| 19-2330 | | | F | | | | | | | 49 | 84 | | | | | | 48 | | | 10-14Q |
| 19-2331 | | | F | | | | | | | 55 | 90 | | | | | | 60 | | | 18Q |
| 19-2709 | | | R | | | | | | | 42 | 75 | | | | | | 60 | | | |
| 1.9 DT 4x4 (66 kW) Eng.XUD9TE 3/96-9/98 | | | | | | | | | | | | | | | | | | | | |
| 19-1584 | | | F | | | | | | | 55 | 89,92 | | | | | | 24,56 | | | 18Q |
| 19-1586 | | | F/R | | | | | | | 50 | 80 | | | | | | 20 | | | 10-14Q, Brake drum |
| 19-2330 | | | F | | | | | | | 49 | 84 | | | | | | 48 | | | 10-14Q |
| 19-2331 | | | F | | | | | | | 55 | 90 | | | | | | 60 | | | 18Q |
| 1.9 TD (66 kW) Eng.XUD9TE 7/99-4/02 | | | | | | | | | | | | | | | | | | | | |
| 19-1584 | | | F | | | | | | | 55 | 89,92 | | | | | | 24,56 | | | 18Q |
| 19-1586 | | | F | | | | | | | 50 | 80 | | | | | | 20 | | | 10-14Q |
| 19-1609 | | | R | | | | | | | 30 | 68 | | | | | | 19 | | | 10-14Q |
| 19-1612 | | | R | | | | | | | 30 | 75 | | | | | | 26 | | | 18Q |
| 19-2330 | | | F | | | | | | | 49 | 84 | | | | | | 48 | | | 10-14Q |
| 19-2331 | | | F | | | | | | | 55 | 90 | | | | | | 60 | | | 18Q |
| 19-2709 | | | R | | | | | | | 42 | 75 | | | | | | 60 | | | |
| 1.9 TD (68 kW) Eng.D8C (XUD9UTF) 3/94-4/02 | | | | | | | | | | | | | | | | | | | | |
| 19-1584 | | | F | | | | | | | 55 | 89,92 | | | | | | 24,56 | | | 18Q |
| 19-1586 | | | F | | | | | | | 50 | 80 | | | | | | 20 | | | 10-14Q |
| 19-1609 | | | R | | | | | | | 30 | 68 | | | | | | 19 | | | 10-14Q |
| 19-1612 | | | R | | | | | | | 30 | 75 | | | | | | 26 | | | 18Q |
| 19-2330 | | | F | | | | | | | 49 | 84 | | | | | | 48 | | | 10-14Q |
| 19-2331 | | | F | | | | | | | 55 | 90 | | | | | | 60 | | | 18Q |
| 19-2709 | | | R | | | | | | | 42 | 75 | | | | | | 60 | | | |
| 2.0 HDI (62 kW) Eng.RHV (DW10UTD) 8/01-4/02 | | | | | | | | | | | | | | | | | | | | |
| 19-1584 | | | F | | | | | | | 55 | 89,92 | | | | | | 24,56 | | | 18Q |
| 19-1586 | | | F | | | | | | | 50 | 80 | | | | | | 20 | | | 10-14Q |
| 19-1609 | | | R | | | | | | | 30 | 68 | | | | | | 19 | | | 10-14Q |

PEUGEOT HCV

| METELLI ref | Spare Parts | | F/R | L/R | | | ABS | A | B | C | D | E | F | G | H | I | L | M | Fig | NOTE |
|---|-------------|--|-----|-----|--|--|-----|---|---|----|-------|---|---|---|---|---|-------|---|-----|--------------------|
| 19-1612 | | | R | | | | | | | 30 | 75 | | | | | | 26 | | | 18Q |
| 19-2330 | | | F | | | | | | | 49 | 84 | | | | | | 48 | | | 10-14Q |
| 19-2331 | | | F | | | | | | | 55 | 90 | | | | | | 60 | | | 18Q |
| 19-2709 | | | R | | | | | | | 42 | 75 | | | | | | 60 | | | |
| 2.0 i (80 kW) Eng.RFW (XU10J2) 6/94-4/02 | | | | | | | | | | | | | | | | | | | | |
| 19-1584 | | | F | | | | | | | 55 | 89,92 | | | | | | 24,56 | | | 18Q |
| 19-1586 | | | F | | | | | | | 50 | 80 | | | | | | 20 | | | 10-14Q |
| 19-1609 | | | R | | | | | | | 30 | 68 | | | | | | 19 | | | 10-14Q |
| 19-1612 | | | R | | | | | | | 30 | 75 | | | | | | 26 | | | 18Q |
| 19-2330 | | | F | | | | | | | 49 | 84 | | | | | | 48 | | | 10-14Q |
| 19-2331 | | | F | | | | | | | 55 | 90 | | | | | | 60 | | | 18Q |
| 19-2709 | | | R | | | | | | | 42 | 75 | | | | | | 60 | | | |
| 2.5 D (63 kW) Eng.T9A (DJ5) 3/94-4/02 | | | | | | | | | | | | | | | | | | | | |
| 19-1584 | | | F | | | | | | | 55 | 89,92 | | | | | | 24,56 | | | 18Q |
| 19-1586 | | | F | | | | | | | 50 | 80 | | | | | | 20 | | | 10-14Q |
| 19-1609 | | | R | | | | | | | 30 | 68 | | | | | | 19 | | | 10-14Q |
| 19-1612 | | | R | | | | | | | 30 | 75 | | | | | | 26 | | | 18Q |
| 19-2330 | | | F | | | | | | | 49 | 84 | | | | | | 48 | | | 10-14Q |
| 19-2331 | | | F | | | | | | | 55 | 90 | | | | | | 60 | | | 18Q |
| 19-2709 | | | R | | | | | | | 42 | 75 | | | | | | 60 | | | |
| 2.5 D 4x4 (63 kW) Eng.T9A (DJ5) 7/99-4/02 | | | | | | | | | | | | | | | | | | | | |
| 19-1584 | | | F | | | | | | | 55 | 89,92 | | | | | | 24,56 | | | 18Q |
| 19-1586 | | | F/R | | | | | | | 50 | 80 | | | | | | 20 | | | 10-14Q, Brake drum |
| 19-2330 | | | F | | | | | | | 49 | 84 | | | | | | 48 | | | 10-14Q |
| 19-2331 | | | F | | | | | | | 55 | 90 | | | | | | 60 | | | 18Q |
| 2.5 DT (62 kW) Eng.8140.67 10/97-11/01 | | | | | | | | | | | | | | | | | | | | |
| 19-1584 | | | F | | | | | | | 55 | 89,92 | | | | | | 24,56 | | | 18Q |
| 19-1586 | | | F | | | | | | | 50 | 80 | | | | | | 20 | | | 10-14Q |
| 19-1609 | | | R | | | | | | | 30 | 68 | | | | | | 19 | | | 10-14Q |

PEUGEOT HCV

| METELLI ref | Spare Parts | | F/R | L/R | | | ABS | A | B | C | D | E | F | G | H | I | L | M | Fig | NOTE |
|--|-------------|--|-----|-----|--|--|-----|---|---|----|-------|---|---|---|---|---|-------|---|-----|--------------------|
| 19-1612 | | | R | | | | | | | 30 | 75 | | | | | | 26 | | | 18Q |
| 19-2330 | | | F | | | | | | | 49 | 84 | | | | | | 48 | | | 10-14Q |
| 19-2331 | | | F | | | | | | | 55 | 90 | | | | | | 60 | | | 18Q |
| 19-2709 | | | R | | | | | | | 42 | 75 | | | | | | 60 | | | |
| 2.5 TD (76 kW) Eng.T8A (DJ5T) 3/94-4/02 | | | | | | | | | | | | | | | | | | | | |
| 19-1584 | | | F | | | | | | | 55 | 89,92 | | | | | | 24,56 | | | 18Q |
| 19-1586 | | | F | | | | | | | 50 | 80 | | | | | | 20 | | | 10-14Q |
| 19-1609 | | | R | | | | | | | 30 | 68 | | | | | | 19 | | | 10-14Q |
| 19-1612 | | | R | | | | | | | 30 | 75 | | | | | | 26 | | | 18Q |
| 19-2330 | | | F | | | | | | | 49 | 84 | | | | | | 48 | | | 10-14Q |
| 19-2331 | | | F | | | | | | | 55 | 90 | | | | | | 60 | | | 18Q |
| 19-2709 | | | R | | | | | | | 42 | 75 | | | | | | 60 | | | |
| 2.5 TDI (79 kW) Eng.THX (DJ5TED) 1/97-4/02 | | | | | | | | | | | | | | | | | | | | |
| 19-1584 | | | F | | | | | | | 55 | 89,92 | | | | | | 24,56 | | | 18Q |
| 19-1586 | | | F | | | | | | | 50 | 80 | | | | | | 20 | | | 10-14Q |
| 19-1609 | | | R | | | | | | | 30 | 68 | | | | | | 19 | | | 10-14Q |
| 19-1612 | | | R | | | | | | | 30 | 75 | | | | | | 26 | | | 18Q |
| 19-2330 | | | F | | | | | | | 49 | 84 | | | | | | 48 | | | 10-14Q |
| 19-2331 | | | F | | | | | | | 55 | 90 | | | | | | 60 | | | 18Q |
| 19-2709 | | | R | | | | | | | 42 | 75 | | | | | | 60 | | | |
| 2.5 TDI 4x4 (79 kW) Eng.THX (DJ5TED) 7/99-4/02 | | | | | | | | | | | | | | | | | | | | |
| 19-1584 | | | F | | | | | | | 55 | 89,92 | | | | | | 24,56 | | | 18Q |
| 19-1586 | | | F/R | | | | | | | 50 | 80 | | | | | | 20 | | | 10-14Q, Brake drum |
| 19-2330 | | | F | | | | | | | 49 | 84 | | | | | | 48 | | | 10-14Q |
| 19-2331 | | | F | | | | | | | 55 | 90 | | | | | | 60 | | | 18Q |
| 2.8 D (64 kW) Eng.8140.63 (F28D) 1/99-2/02 | | | | | | | | | | | | | | | | | | | | |
| 19-1584 | | | F | | | | | | | 55 | 89,92 | | | | | | 24,56 | | | 18Q |
| 19-1586 | | | F | | | | | | | 50 | 80 | | | | | | 20 | | | 10-14Q |
| 19-1609 | | | R | | | | | | | 30 | 68 | | | | | | 19 | | | 10-14Q |

PEUGEOT HCV

| METELLI ref | Spare Parts | | F/R | L/R | | ABS | A | B | C | D | E | F | G | H | I | L | M | Fig | NOTE |
|---|-------------|--------|-----|-----|--|-----|---|---|----|-------|---|---|---|---|---|-------|---|-----|--------------------|
| 19-1612 | | | R | | | | | | 30 | 75 | | | | | | 26 | | | 18Q |
| 19-2330 | | | F | | | | | | 49 | 84 | | | | | | 48 | | | 10-14Q |
| 19-2331 | | | F | | | | | | 55 | 90 | | | | | | 60 | | | 18Q |
| 19-2709 | | | R | | | | | | 42 | 75 | | | | | | 60 | | | |
| 2.8 HDi (93 kW) Eng.8140.43S (F28DTCR) 10/00-11/01 | | | | | | | | | | | | | | | | | | | |
| 19-1584 | | | F | | | | | | 55 | 89,92 | | | | | | 24,56 | | | 18Q |
| 19-1586 | | | F | | | | | | 50 | 80 | | | | | | 20 | | | 10-14Q |
| 19-1609 | | | R | | | | | | 30 | 68 | | | | | | 19 | | | 10-14Q |
| 19-1612 | | | R | | | | | | 30 | 75 | | | | | | 26 | | | 18Q |
| 19-2330 | | | F | | | | | | 49 | 84 | | | | | | 48 | | | 10-14Q |
| 19-2331 | | | F | | | | | | 55 | 90 | | | | | | 60 | | | 18Q |
| 19-2709 | | | R | | | | | | 42 | 75 | | | | | | 60 | | | |
| 2.8 HDi (94 kW) Eng.8140.43S (F28DTCR) 11/00-4/02 | | | | | | | | | | | | | | | | | | | |
| 19-1584 | | | F | | | | | | 55 | 89,92 | | | | | | 24,56 | | | 18Q |
| 19-1586 | | | F | | | | | | 50 | 80 | | | | | | 20 | | | 10-14Q |
| 19-1609 | | | R | | | | | | 30 | 68 | | | | | | 19 | | | 10-14Q |
| 19-1612 | | | R | | | | | | 30 | 75 | | | | | | 26 | | | 18Q |
| 19-2330 | | | F | | | | | | 49 | 84 | | | | | | 48 | | | 10-14Q |
| 19-2331 | | | F | | | | | | 55 | 90 | | | | | | 60 | | | 18Q |
| 19-2709 | | | R | | | | | | 42 | 75 | | | | | | 60 | | | |
| 2.8 HDi 4x4 (94 kW) Eng.8140.43S (F28DTCR) 10/00-4/02 | | | | | | | | | | | | | | | | | | | |
| 19-1584 | | | F | | | | | | 55 | 89,92 | | | | | | 24,56 | | | 18Q |
| 19-1586 | | | F/R | | | | | | 50 | 80 | | | | | | 20 | | | 10-14Q, Brake drum |
| 19-2330 | | | F | | | | | | 49 | 84 | | | | | | 48 | | | 10-14Q |
| 19-2331 | | | F | | | | | | 55 | 90 | | | | | | 60 | | | 18Q |
| Boxer II Bus (244, Z_) 12/01-1/70 | | | | | | | | | | | | | | | | | | | |
| 2.0 (81 kW) Eng.RFL (XU10J2U) 12/01-6/06 | | | | | | | | | | | | | | | | | | | |
| 19-2330 | | -04/06 | F | | | | | | 49 | 84 | | | | | | 48 | | | 0.8-10-14Q |

PEUGEOT HCV

| METELLI ref | Spare Parts | | F/R | L/R | | | ABS | A | B | C | D | E | F | G | H | I | L | M | Fig | NOTE |
|--|-------------|--------|-----|-----|--|--|-----|---|---|----|----|-----|---|---|---|---|----|---|-----|------------|
| 19-2331 | | -04/06 | F | | | | | | | 55 | 90 | | | | | | 60 | | | 18Q |
| 19-2709 | | -04/06 | R | | | | | | | 42 | 75 | | | | | | 60 | | | |
| 19-8143 | | | R | | | | | | | 42 | | 160 | | | | | 94 | | | 16-20Q |
| 2.0 BiFuel (81 kW) Eng.- 12/01-6/06 | | | | | | | | | | | | | | | | | | | | |
| 19-2774 | | | F | | | | | | | 55 | 90 | | | | | | 54 | | | |
| 19-8143 | | | R | | | | | | | 42 | | 160 | | | | | 94 | | | 16-20Q |
| 2.0 HDi (62 kW) Eng.RHV (DW10TD), RHV (DW10UTD) 12/01-6/06 | | | | | | | | | | | | | | | | | | | | |
| 19-2330 | | -04/06 | F | | | | | | | 49 | 84 | | | | | | 48 | | | 0.8-10-14Q |
| 19-2331 | | -04/06 | F | | | | | | | 55 | 90 | | | | | | 60 | | | 18Q |
| 19-2709 | | -04/06 | R | | | | | | | 42 | 75 | | | | | | 60 | | | |
| 19-8143 | | | R | | | | | | | 42 | | 160 | | | | | 94 | | | 16-20Q |
| 2.2 HDi (74 kW) Eng.4HY (DW12UTED) 12/01-6/06 | | | | | | | | | | | | | | | | | | | | |
| 19-2330 | | -04/06 | F | | | | | | | 49 | 84 | | | | | | 48 | | | 0.8-10-14Q |
| 19-2331 | | -04/06 | F | | | | | | | 55 | 90 | | | | | | 60 | | | 18Q |
| 19-2709 | | -04/06 | R | | | | | | | 42 | 75 | | | | | | 60 | | | |
| 19-8143 | | | R | | | | | | | 42 | | 160 | | | | | 94 | | | 16-20Q |
| 2.8 HDi (94 kW) Eng.8140.43S (F28DTCR) 12/01-6/06 | | | | | | | | | | | | | | | | | | | | |
| 19-2330 | | -04/06 | F | | | | | | | 49 | 84 | | | | | | 48 | | | 0.8-10-14Q |
| 19-2331 | | -04/06 | F | | | | | | | 55 | 90 | | | | | | 60 | | | 18Q |
| 19-2709 | | -04/06 | R | | | | | | | 42 | 75 | | | | | | 60 | | | |
| 19-8143 | | | R | | | | | | | 42 | | 160 | | | | | 94 | | | 16-20Q |
| 2.8 HDi (107 kW) Eng.8140.43N 4/04-6/06 | | | | | | | | | | | | | | | | | | | | |
| 19-2330 | | -04/06 | F | | | | | | | 49 | 84 | | | | | | 48 | | | 0.8-10-14Q |
| 19-2331 | | -04/06 | F | | | | | | | 55 | 90 | | | | | | 60 | | | 18Q |
| 19-2709 | | -04/06 | R | | | | | | | 42 | 75 | | | | | | 60 | | | |
| 19-8143 | | | R | | | | | | | 42 | | 160 | | | | | 94 | | | 16-20Q |
| 2.8 HDi 4x4 (94 kW) Eng.8140.43S (F28DTCR) 12/01-6/06 | | | | | | | | | | | | | | | | | | | | |
| 19-2330 | | -04/06 | F | | | | | | | 49 | 84 | | | | | | 48 | | | 0.8-10-14Q |

PEUGEOT HCV

| METELLI ref | Spare Parts | | F/R | L/R | | ABS | A | B | C | D | E | F | G | H | I | L | M | Fig | NOTE |
|--|-------------|--------|-----|-----|--|-----|---|---|----|----|-----|---|---|---|---|----|---|-----|------------|
| 19-2331 | | -04/06 | F | | | | | | 55 | 90 | | | | | | 60 | | | 18Q |
| Boxer II Platform/Chassis (244) 12/01-1/70 | | | | | | | | | | | | | | | | | | | |
| 2.0 HDi (62 kW) Eng.RHV (DW10TD), RHV (DW10UTD) 12/01-6/06 | | | | | | | | | | | | | | | | | | | |
| 19-2330 | | -04/06 | F | | | | | | 49 | 84 | | | | | | 48 | | | 0.8-10-14Q |
| 19-2331 | | -04/06 | F | | | | | | 55 | 90 | | | | | | 60 | | | 18Q |
| 19-2709 | | -04/06 | R | | | | | | 42 | 75 | | | | | | 60 | | | |
| 19-8143 | | | R | | | | | | 42 | | 160 | | | | | 94 | | | 16-20Q |
| 2.2 HDi (74 kW) Eng.4HY (DW12UTED) 12/01-6/06 | | | | | | | | | | | | | | | | | | | |
| 19-2330 | | -04/06 | F | | | | | | 49 | 84 | | | | | | 48 | | | 0.8-10-14Q |
| 19-2331 | | -04/06 | F | | | | | | 55 | 90 | | | | | | 60 | | | 18Q |
| 19-2709 | | -04/06 | R | | | | | | 42 | 75 | | | | | | 60 | | | |
| 19-8143 | | | R | | | | | | 42 | | 160 | | | | | 94 | | | 16-20Q |
| 2.8 HDi (94 kW) Eng.8140.43S (F28DTCR) 12/01-6/06 | | | | | | | | | | | | | | | | | | | |
| 19-2330 | | -04/06 | F | | | | | | 49 | 84 | | | | | | 48 | | | 0.8-10-14Q |
| 19-2331 | | -04/06 | F | | | | | | 55 | 90 | | | | | | 60 | | | 18Q |
| 19-2709 | | -04/06 | R | | | | | | 42 | 75 | | | | | | 60 | | | |
| 19-8143 | | | R | | | | | | 42 | | 160 | | | | | 94 | | | 16-20Q |
| 2.8 HDi (107 kW) Eng.8140.43N 4/04-6/06 | | | | | | | | | | | | | | | | | | | |
| 19-2330 | | -04/06 | F | | | | | | 49 | 84 | | | | | | 48 | | | 0.8-10-14Q |
| 19-2331 | | -04/06 | F | | | | | | 55 | 90 | | | | | | 60 | | | 18Q |
| 19-2709 | | -04/06 | R | | | | | | 42 | 75 | | | | | | 60 | | | |
| 19-8143 | | | R | | | | | | 42 | | 160 | | | | | 94 | | | 16-20Q |
| 2.8 HDi 4x4 (94 kW) Eng.8140.43S (F28DTCR) 12/01-6/06 | | | | | | | | | | | | | | | | | | | |
| 19-2330 | | -04/06 | F | | | | | | 49 | 84 | | | | | | 48 | | | 0.8-10-14Q |
| 19-2331 | | -04/06 | F | | | | | | 55 | 90 | | | | | | 60 | | | 18Q |
| 19-8143 | | | R | | | | | | 42 | | 160 | | | | | 94 | | | 16-20Q |

PEUGEOT HCV

| METELLI ref | Spare Parts | | F/R | L/R | | | ABS | A | B | C | D | E | F | G | H | I | L | M | Fig | NOTE |
|---|-------------|--------|-----|-----|--|--|-----|---|---|----|----|-----|---|---|---|---|---|----|-----|------------|
| Boxer II Van (244) 12/01-1/70 | | | | | | | | | | | | | | | | | | | | |
| 2.0 (81 kW) Eng.RFL (XU10J2U) 12/01-6/06 | | | | | | | | | | | | | | | | | | | | |
| 19-2330 | | -04/06 | F | | | | | | | 49 | 84 | | | | | | | 48 | | 0.8-10-14Q |
| 19-2331 | | -04/06 | F | | | | | | | 55 | 90 | | | | | | | 60 | | 18Q |
| 19-2709 | | -04/06 | R | | | | | | | 42 | 75 | | | | | | | 60 | | |
| 19-8143 | | | R | | | | | | | 42 | | 160 | | | | | | 94 | | 16-20Q |
| 2.0 HDi (62 kW) Eng.RHV (DW10TD), RHV (DW10UTD) 4/02-6/06 | | | | | | | | | | | | | | | | | | | | |
| 19-2330 | | -04/06 | F | | | | | | | 49 | 84 | | | | | | | 48 | | 0.8-10-14Q |
| 19-2331 | | -04/06 | F | | | | | | | 55 | 90 | | | | | | | 60 | | 18Q |
| 19-2709 | | -04/06 | R | | | | | | | 42 | 75 | | | | | | | 60 | | |
| 2.2 HDi (74 kW) Eng.4HY (DW12UTED) 12/01-6/06 | | | | | | | | | | | | | | | | | | | | |
| 19-2330 | | -04/06 | F | | | | | | | 49 | 84 | | | | | | | 48 | | 0.8-10-14Q |
| 19-2331 | | -04/06 | F | | | | | | | 55 | 90 | | | | | | | 60 | | 18Q |
| 19-2709 | | -04/06 | R | | | | | | | 42 | 75 | | | | | | | 60 | | |
| 19-8143 | | | R | | | | | | | 42 | | 160 | | | | | | 94 | | 16-20Q |
| 2.8 HDi (94 kW) Eng.8140.43S (F28DTCR) 12/01-6/06 | | | | | | | | | | | | | | | | | | | | |
| 19-2330 | | -04/06 | F | | | | | | | 49 | 84 | | | | | | | 48 | | 0.8-10-14Q |
| 19-2331 | | -04/06 | F | | | | | | | 55 | 90 | | | | | | | 60 | | 18Q |
| 19-2709 | | -04/06 | R | | | | | | | 42 | 75 | | | | | | | 60 | | |
| 19-8143 | | | R | | | | | | | 42 | | 160 | | | | | | 94 | | 16-20Q |
| 2.8 HDi (107 kW) Eng.8140.43N 4/04-6/06 | | | | | | | | | | | | | | | | | | | | |
| 19-2330 | | -04/06 | F | | | | | | | 49 | 84 | | | | | | | 48 | | 0.8-10-14Q |
| 19-2331 | | -04/06 | F | | | | | | | 55 | 90 | | | | | | | 60 | | 18Q |
| 19-2709 | | -04/06 | R | | | | | | | 42 | 75 | | | | | | | 60 | | |
| 2.8 HDi 4x4 (94 kW) Eng.8140.43S (F28DTCR) 12/01-6/06 | | | | | | | | | | | | | | | | | | | | |
| 19-2330 | | -04/06 | F | | | | | | | 49 | 84 | | | | | | | 48 | | 0.8-10-14Q |
| 19-2331 | | -04/06 | F | | | | | | | 55 | 90 | | | | | | | 60 | | 18Q |

PEUGEOT HCV

| METELLI ref | Spare Parts | | F/R | L/R | | ABS | A | B | C | D | E | F | G | H | I | L | M | Fig | NOTE | |
|---|-------------|--|-----|-----|--|-----|---|---|----|----|-------|---|---|---|---|----|---|-----|--------|-----------|
| 19-8143 | | | R | | | | | | 42 | | 160 | | | | | 94 | | | 16-20Q | |
| Boxer III Bus 4/06-1/70 | | | | | | | | | | | | | | | | | | | | |
| 2.0 BlueHDi 110 (81 kW) Eng.AHM (DW10FUE) 7/15-9/19 | | | | | | | | | | | | | | | | | | | | |
| 19-2774 | | | F | | | | | | 55 | 90 | | | | | | | | 54 | | |
| 19-8143 | | | R | | | | | | 42 | | 160 | | | | | | | 94 | | 16-20Q |
| 2.0 BlueHDi 130 (96 kW) Eng.AHN (DW10FUD) 7/15-9/19 | | | | | | | | | | | | | | | | | | | | |
| 19-2774 | | | F | | | | | | 55 | 90 | | | | | | | | 54 | | |
| 19-8143 | | | R | | | | | | 42 | | 160 | | | | | | | 94 | | 16-20Q |
| 2.0 BlueHDi 160 (120 kW) Eng.AHP (DW10FUC) 7/15-9/19 | | | | | | | | | | | | | | | | | | | | |
| 19-2774 | | | F | | | | | | 55 | 90 | | | | | | | | 54 | | |
| 19-8143 | | | R | | | | | | 42 | | 160 | | | | | | | 94 | | 16-20Q |
| 2.2 BlueHDi (103 kW) Eng.4HB (DW12RUD) 7/19-1/70 | | | | | | | | | | | | | | | | | | | | |
| 19-2774 | | | F | | | | | | 55 | 90 | | | | | | | | 54 | | |
| 19-8143 | | | R | | | | | | 42 | | 160 | | | | | | | 94 | | 16-20Q |
| 2.2 BlueHDi 120 (88 kW) Eng.4HK (DW12RUE) 7/19-1/70 | | | | | | | | | | | | | | | | | | | | |
| 19-2774 | | | F | | | | | | 55 | 90 | | | | | | | | 54 | | |
| 19-8143 | | | R | | | | | | 42 | | 160 | | | | | | | 94 | | 16-20Q |
| 2.2 BlueHDi 165 (121 kW) Eng.4HH (DW12RUC) 8/19-1/70 | | | | | | | | | | | | | | | | | | | | |
| 19-2774 | | | F | | | | | | 55 | 90 | | | | | | | | 54 | | |
| 19-8143 | | | R | | | | | | 42 | | 160 | | | | | | | 94 | | 16-20Q |
| 2.2 HDi 100 (74 kW) Eng.4HV (P22DTE) 4/06-1/70 | | | | | | | | | | | | | | | | | | | | |
| 19-2774 | | | F | | | | | | 55 | 90 | | | | | | | | 54 | | |
| 19-2963 | | | R | | | | | | 42 | | 143,2 | | | | | | | 94 | | 12-14-16Q |
| 19-8143 | | | R | | | | | | 42 | | 160 | | | | | | | 94 | | 16-20Q |
| 2.2 HDi 110 (81 kW) Eng.4HG (P22DTE) 3/11-1/70 | | | | | | | | | | | | | | | | | | | | |
| 19-2774 | | | F | | | | | | 55 | 90 | | | | | | | | 54 | | |
| 19-2963 | | | R | | | | | | 42 | | 143,2 | | | | | | | 94 | | 12-14-16Q |
| 19-8143 | | | R | | | | | | 42 | | 160 | | | | | | | 94 | | 16-20Q |

PEUGEOT HCV

| METELLI ref | Spare Parts | | F/R | L/R | | | ABS | A | B | C | D | E | F | G | H | I | L | M | Fig | NOTE |
|--|-------------|--|-----|-----|--|--|-----|---|---|----|----|-------|---|---|---|---|---|----|-----|-----------|
| 2.2 HDi 120 (88 kW) Eng.4HU (P22DTE) 4/06-1/70 | | | | | | | | | | | | | | | | | | | | |
| 19-2774 | | | F | | | | | | | 55 | 90 | | | | | | | 54 | | |
| 19-2963 | | | R | | | | | | | 42 | | 143,2 | | | | | | 94 | | 12-14-16Q |
| 19-8143 | | | R | | | | | | | 42 | | 160 | | | | | | 94 | | 16-20Q |
| 2.2 HDi 130 (96 kW) Eng.4HH (P22DTE) 3/11-1/70 | | | | | | | | | | | | | | | | | | | | |
| 19-2774 | | | F | | | | | | | 55 | 90 | | | | | | | 54 | | |
| 19-2963 | | | R | | | | | | | 42 | | 143,2 | | | | | | 94 | | 12-14-16Q |
| 19-8143 | | | R | | | | | | | 42 | | 160 | | | | | | 94 | | 16-20Q |
| 2.2 HDi 150 (110 kW) Eng.4HJ (P22DTE) 3/11-1/70 | | | | | | | | | | | | | | | | | | | | |
| 19-2774 | | | F | | | | | | | 55 | 90 | | | | | | | 54 | | |
| 19-2963 | | | R | | | | | | | 42 | | 143,2 | | | | | | 94 | | 12-14-16Q |
| 19-8143 | | | R | | | | | | | 42 | | 160 | | | | | | 94 | | 16-20Q |
| 3.0 HDi 145 (107 kW) Eng.F1CE3481N (F30DTE) 4/10-1/70 | | | | | | | | | | | | | | | | | | | | |
| 19-2774 | | | F | | | | | | | 55 | 90 | | | | | | | 54 | | |
| 19-2963 | | | R | | | | | | | 42 | | 143,2 | | | | | | 94 | | 12-14-16Q |
| 19-8143 | | | R | | | | | | | 42 | | 160 | | | | | | 94 | | 16-20Q |
| 3.0 HDi 160 (116 kW) Eng.F1CE0481D (F30DT) 4/06-1/70 | | | | | | | | | | | | | | | | | | | | |
| 19-2774 | | | F | | | | | | | 55 | 90 | | | | | | | 54 | | |
| 19-2963 | | | R | | | | | | | 42 | | 143,2 | | | | | | 94 | | 12-14-16Q |
| 19-8143 | | | R | | | | | | | 42 | | 160 | | | | | | 94 | | 16-20Q |
| 3.0 HDi 175 (130 kW) Eng.F1CE3481E (F30DTE) 3/11-1/70 | | | | | | | | | | | | | | | | | | | | |
| 19-2774 | | | F | | | | | | | 55 | 90 | | | | | | | 54 | | |
| 19-2963 | | | R | | | | | | | 42 | | 143,2 | | | | | | 94 | | 12-14-16Q |
| 19-8143 | | | R | | | | | | | 42 | | 160 | | | | | | 94 | | 16-20Q |
| Boxer III Platform/Chassis 4/06-1/70 | | | | | | | | | | | | | | | | | | | | |
| 2.0 BlueHDi 110 (81 kW) Eng.AHM (DW10FUE) 7/15-9/19 | | | | | | | | | | | | | | | | | | | | |
| 19-2774 | | | F | | | | | | | 55 | 90 | | | | | | | 54 | | |
| 19-8143 | | | R | | | | | | | 42 | | 160 | | | | | | 94 | | 16-20Q |

PEUGEOT HCV

| METELLI ref | Spare Parts | | F/R | L/R | | | ABS | A | B | C | D | E | F | G | H | I | L | M | Fig | NOTE |
|---|-------------|--|-----|-----|--|--|-----|---|---|----|----|-------|---|---|---|---|----|---|-----|-----------|
| 2.0 BlueHDi 130 (96 kW) Eng.AHN (DW10FUD) 7/15-9/19 | | | | | | | | | | | | | | | | | | | | |
| 19-2774 | | | F | | | | | | | 55 | 90 | | | | | | 54 | | | |
| 19-8143 | | | R | | | | | | | 42 | | 160 | | | | | 94 | | | 16-20Q |
| 2.0 BlueHDi 160 (120 kW) Eng.AHP (DW10FUC) 7/15-9/19 | | | | | | | | | | | | | | | | | | | | |
| 19-2774 | | | F | | | | | | | 55 | 90 | | | | | | 54 | | | |
| 19-8143 | | | R | | | | | | | 42 | | 160 | | | | | 94 | | | 16-20Q |
| 2.2 BlueHDi 120 (88 kW) Eng.4HK (DW12RUE) 8/19-1/70 | | | | | | | | | | | | | | | | | | | | |
| 19-2774 | | | F | | | | | | | 55 | 90 | | | | | | 54 | | | |
| 19-8143 | | | R | | | | | | | 42 | | 160 | | | | | 94 | | | 16-20Q |
| 2.2 BlueHDi 140 (103 kW) Eng.4HB (DW12RUD) 8/19-1/70 | | | | | | | | | | | | | | | | | | | | |
| 19-2774 | | | F | | | | | | | 55 | 90 | | | | | | 54 | | | |
| 19-8143 | | | R | | | | | | | 42 | | 160 | | | | | 94 | | | 16-20Q |
| 2.2 BlueHDi 165 (121 kW) Eng.4HH (DW12RUC) 8/19-1/70 | | | | | | | | | | | | | | | | | | | | |
| 19-2774 | | | F | | | | | | | 55 | 90 | | | | | | 54 | | | |
| 19-8143 | | | R | | | | | | | 42 | | 160 | | | | | 94 | | | 16-20Q |
| 2.2 HDi 100 (74 kW) Eng.4HV (P22DTE) 4/06-1/70 | | | | | | | | | | | | | | | | | | | | |
| 19-2774 | | | F | | | | | | | 55 | 90 | | | | | | 54 | | | |
| 19-2963 | | | R | | | | | | | 42 | | 143,2 | | | | | 94 | | | 12-14-16Q |
| 19-8143 | | | R | | | | | | | 42 | | 160 | | | | | 94 | | | 16-20Q |
| 2.2 HDi 110 (81 kW) Eng.4HG (P22DTE) 3/11-1/70 | | | | | | | | | | | | | | | | | | | | |
| 19-2774 | | | F | | | | | | | 55 | 90 | | | | | | 54 | | | |
| 19-2963 | | | R | | | | | | | 42 | | 143,2 | | | | | 94 | | | 12-14-16Q |
| 19-8143 | | | R | | | | | | | 42 | | 160 | | | | | 94 | | | 16-20Q |
| 2.2 HDi 120 (88 kW) Eng.4HU (P22DTE) 4/06-1/70 | | | | | | | | | | | | | | | | | | | | |
| 19-2774 | | | F | | | | | | | 55 | 90 | | | | | | 54 | | | |
| 19-2963 | | | R | | | | | | | 42 | | 143,2 | | | | | 94 | | | 12-14-16Q |
| 19-8143 | | | R | | | | | | | 42 | | 160 | | | | | 94 | | | 16-20Q |
| 2.2 HDi 130 (96 kW) Eng.4HH (P22DTE) 3/11-1/70 | | | | | | | | | | | | | | | | | | | | |
| 19-2774 | | | F | | | | | | | 55 | 90 | | | | | | 54 | | | |

PEUGEOT HCV

| METELLI ref | Spare Parts | | F/R | L/R | | | ABS | A | B | C | D | E | F | G | H | I | L | M | Fig | NOTE |
|--|-------------|--|-----|-----|--|--|-----|---|---|----|----|-------|---|---|---|---|----|---|-----|-----------|
| 19-2963 | | | R | | | | | | | 42 | | 143,2 | | | | | 94 | | | 12-14-16Q |
| 19-8143 | | | R | | | | | | | 42 | | 160 | | | | | 94 | | | 16-20Q |
| 2.2 HDi 150 (110 kW) Eng.4HJ (P22DTE) 3/11-1/70 | | | | | | | | | | | | | | | | | | | | |
| 19-2774 | | | F | | | | | | | 55 | 90 | | | | | | 54 | | | |
| 19-2963 | | | R | | | | | | | 42 | | 143,2 | | | | | 94 | | | 12-14-16Q |
| 19-8143 | | | R | | | | | | | 42 | | 160 | | | | | 94 | | | 16-20Q |
| 3.0 HDi (115 kW) Eng.F1CE0481D (F30DT) 4/06-1/70 | | | | | | | | | | | | | | | | | | | | |
| 19-2774 | | | F | | | | | | | 55 | 90 | | | | | | 54 | | | |
| 19-8143 | | | R | | | | | | | 42 | | 160 | | | | | 94 | | | 16-20Q |
| 3.0 HDi 145 (107 kW) Eng.F1CE3481N (F30DTE) 4/10-1/70 | | | | | | | | | | | | | | | | | | | | |
| 19-2774 | | | F | | | | | | | 55 | 90 | | | | | | 54 | | | |
| 19-2963 | | | R | | | | | | | 42 | | 143,2 | | | | | 94 | | | 12-14-16Q |
| 19-8143 | | | R | | | | | | | 42 | | 160 | | | | | 94 | | | 16-20Q |
| 3.0 HDi 160 (116 kW) Eng.F1CE0481D (F30DT) 4/06-1/70 | | | | | | | | | | | | | | | | | | | | |
| 19-2774 | | | F | | | | | | | 55 | 90 | | | | | | 54 | | | |
| 19-2963 | | | R | | | | | | | 42 | | 143,2 | | | | | 94 | | | 12-14-16Q |
| 19-8143 | | | R | | | | | | | 42 | | 160 | | | | | 94 | | | 16-20Q |
| 3.0 HDi 175 (130 kW) Eng.F1CE3481E (F30DTE) 3/11-1/70 | | | | | | | | | | | | | | | | | | | | |
| 19-2774 | | | F | | | | | | | 55 | 90 | | | | | | 54 | | | |
| 19-2963 | | | R | | | | | | | 42 | | 143,2 | | | | | 94 | | | 12-14-16Q |
| 19-8143 | | | R | | | | | | | 42 | | 160 | | | | | 94 | | | 16-20Q |
| Boxer III Van 4/06-1/70 | | | | | | | | | | | | | | | | | | | | |
| 2.0 BlueHDi 110 (81 kW) Eng.AHM (DW10FUE) 7/15-9/19 | | | | | | | | | | | | | | | | | | | | |
| 19-2774 | | | F | | | | | | | 55 | 90 | | | | | | 54 | | | |
| 19-8143 | | | R | | | | | | | 42 | | 160 | | | | | 94 | | | 16-20Q |
| 2.0 BlueHDi 130 (96 kW) Eng.AHN (DW10FUD) 7/15-1/70 | | | | | | | | | | | | | | | | | | | | |
| 19-2774 | | | F | | | | | | | 55 | 90 | | | | | | 54 | | | |
| 19-8143 | | | R | | | | | | | 42 | | 160 | | | | | 94 | | | 16-20Q |

PEUGEOT HCV

| METELLI ref | Spare Parts | | F/R | L/R | | | ABS | A | B | C | D | E | F | G | H | I | L | M | Fig | NOTE |
|---|-------------|--|-----|-----|--|--|-----|---|---|----|----|-------|---|---|---|---|---|---|-----|-----------|
| 2.0 BlueHDi 160 (120 kW) Eng.AHP (DW10FUC) 7/15-9/19 | | | | | | | | | | | | | | | | | | | | |
| 19-2774 | | | F | | | | | | | 55 | 90 | | | | | | | | 54 | |
| 19-8143 | | | R | | | | | | | 42 | | 160 | | | | | | | 94 | 16-20Q |
| 2.2 BlueHDi 120 (88 kW) Eng.4HK (DW12RUE) 7/19-1/70 | | | | | | | | | | | | | | | | | | | | |
| 19-2774 | | | F | | | | | | | 55 | 90 | | | | | | | | 54 | |
| 19-8143 | | | R | | | | | | | 42 | | 160 | | | | | | | 94 | 16-20Q |
| 2.2 BlueHDi 140 (103 kW) Eng.4HB (DW12RUD) 7/19-1/70 | | | | | | | | | | | | | | | | | | | | |
| 19-2774 | | | F | | | | | | | 55 | 90 | | | | | | | | 54 | |
| 19-8143 | | | R | | | | | | | 42 | | 160 | | | | | | | 94 | 16-20Q |
| 2.2 BlueHDi 165 (121 kW) Eng.4HH (DW12RUC) 7/19-1/70 | | | | | | | | | | | | | | | | | | | | |
| 19-2774 | | | F | | | | | | | 55 | 90 | | | | | | | | 54 | |
| 19-8143 | | | R | | | | | | | 42 | | 160 | | | | | | | 94 | 16-20Q |
| 2.2 HDi 100 (74 kW) Eng.4HV (P22DTE) 4/06-1/70 | | | | | | | | | | | | | | | | | | | | |
| 19-2774 | | | F | | | | | | | 55 | 90 | | | | | | | | 54 | |
| 19-2963 | | | R | | | | | | | 42 | | 143,2 | | | | | | | 94 | 12-14-16Q |
| 19-8143 | | | R | | | | | | | 42 | | 160 | | | | | | | 94 | 16-20Q |
| 2.2 HDi 110 (81 kW) Eng.4HG (P22DTE) 3/11-1/70 | | | | | | | | | | | | | | | | | | | | |
| 19-2774 | | | F | | | | | | | 55 | 90 | | | | | | | | 54 | |
| 19-2963 | | | R | | | | | | | 42 | | 143,2 | | | | | | | 94 | 12-14-16Q |
| 19-8143 | | | R | | | | | | | 42 | | 160 | | | | | | | 94 | 16-20Q |
| 2.2 HDi 120 (88 kW) Eng.4HU (P22DTE) 4/06-1/70 | | | | | | | | | | | | | | | | | | | | |
| 19-2774 | | | F | | | | | | | 55 | 90 | | | | | | | | 54 | |
| 19-2963 | | | R | | | | | | | 42 | | 143,2 | | | | | | | 94 | 12-14-16Q |
| 19-8143 | | | R | | | | | | | 42 | | 160 | | | | | | | 94 | 16-20Q |
| 2.2 HDi 130 (96 kW) Eng.4HH (P22DTE) 3/11-1/70 | | | | | | | | | | | | | | | | | | | | |
| 19-2774 | | | F | | | | | | | 55 | 90 | | | | | | | | 54 | |
| 19-2963 | | | R | | | | | | | 42 | | 143,2 | | | | | | | 94 | 12-14-16Q |
| 19-8143 | | | R | | | | | | | 42 | | 160 | | | | | | | 94 | 16-20Q |

PEUGEOT HCV

| METELLI ref | Spare Parts | | F/R | L/R | | | ABS | A | B | C | D | E | F | G | H | I | L | M | Fig | NOTE |
|--|-------------|--|-----|-----|--|--|-----|---|---|----|----|-------|---|---|---|---|---|----|-----|-----------|
| 2.2 HDi 150 (110 kW) Eng.4HJ (P22DTE) 3/11-1/70 | | | | | | | | | | | | | | | | | | | | |
| 19-2774 | | | F | | | | | | | 55 | 90 | | | | | | | 54 | | |
| 19-2963 | | | R | | | | | | | 42 | | 143,2 | | | | | | 94 | | 12-14-16Q |
| 19-8143 | | | R | | | | | | | 42 | | 160 | | | | | | 94 | | 16-20Q |
| 3.0 HDi (115 kW) Eng.F1CE0481D (F30DT) 7/06-1/70 | | | | | | | | | | | | | | | | | | | | |
| 19-2774 | | | F | | | | | | | 55 | 90 | | | | | | | 54 | | |
| 19-8143 | | | R | | | | | | | 42 | | 160 | | | | | | 94 | | 16-20Q |
| 3.0 HDi 145 (107 kW) Eng.F1CE3481N (F30DTE) 4/10-1/70 | | | | | | | | | | | | | | | | | | | | |
| 19-2774 | | | F | | | | | | | 55 | 90 | | | | | | | 54 | | |
| 19-2963 | | | R | | | | | | | 42 | | 143,2 | | | | | | 94 | | 12-14-16Q |
| 19-8143 | | | R | | | | | | | 42 | | 160 | | | | | | 94 | | 16-20Q |
| 3.0 HDi 160 (116 kW) Eng.F1CE0481D (F30DT) 4/06-1/70 | | | | | | | | | | | | | | | | | | | | |
| 19-2774 | | | F | | | | | | | 55 | 90 | | | | | | | 54 | | |
| 19-2963 | | | R | | | | | | | 42 | | 143,2 | | | | | | 94 | | 12-14-16Q |
| 19-8143 | | | R | | | | | | | 42 | | 160 | | | | | | 94 | | 16-20Q |
| 3.0 HDi 175 (130 kW) Eng.F1CE3481E (F30DTE) 3/11-1/70 | | | | | | | | | | | | | | | | | | | | |
| 19-2774 | | | F | | | | | | | 55 | 90 | | | | | | | 54 | | |
| 19-2963 | | | R | | | | | | | 42 | | 143,2 | | | | | | 94 | | 12-14-16Q |
| 19-8143 | | | R | | | | | | | 42 | | 160 | | | | | | 94 | | 16-20Q |

PEUGEOT LCV

106 Van II Box body / Hatchback (1S_) 4/96-3/01

1.5 D (42 kW) Eng.VJX (TUD5B) 6/96-3/01

| | | | | | | | | | | | | | | | | | | | | |
|---------|--|--|---|--|--|--|--|--|--|----|----|--|--|--|--|--|--|----|--|--|
| 19-2165 | | | F | | | | | | | 37 | 72 | | | | | | | 33 | | |
| 19-2686 | | | R | | | | | | | 25 | 52 | | | | | | | 37 | | |

Electric (20 kW) Eng.SA13 4/96-3/01

| | | | | | | | | | | | | | | | | | | | | |
|---------|--|--|---|--|--|--|--|--|--|----|----|--|--|--|--|--|--|----|--|--|
| 19-2165 | | | F | | | | | | | 37 | 72 | | | | | | | 33 | | |
|---------|--|--|---|--|--|--|--|--|--|----|----|--|--|--|--|--|--|----|--|--|

PEUGEOT LCV

| METELLI ref | Spare Parts | | F/R | L/R | | | ABS | A | B | C | D | E | F | G | H | I | L | M | Fig | NOTE |
|--|-------------|--|-----|-----|--|--|-----|---|---|----|----|-----|---|---|---|---|---|----|-----|--------------------------------------|
| 205 Van 2/83-5/97 | | | | | | | | | | | | | | | | | | | | |
| 1.1 (36 kW) Eng.109N (XW7) 2/83-7/87 | | | | | | | | | | | | | | | | | | | | |
| 19-2129 | | | F | | | | | | | 42 | 82 | | | | | | | 36 | | +ABS |
| 19-2184 | | | F | | | | | | | 35 | 72 | | | | | | | 33 | | -ABS |
| 19-2595 | | | R | | | | | | | 25 | 52 | | | | | | | 37 | | +/-ABS, Brake drum, Payload standard |
| 19-2601 | | | R | | | | | | | | | 128 | | | | | | | | Brake disc |
| 1.1 (40 kW) Eng.H1B (TU1) 8/87-7/90 | | | | | | | | | | | | | | | | | | | | |
| 19-2129 | | | F | | | | | | | 42 | 82 | | | | | | | 36 | | +ABS |
| 19-2184 | | | F | | | | | | | 35 | 72 | | | | | | | 33 | | -ABS |
| 19-2595 | | | R | | | | | | | 25 | 52 | | | | | | | 37 | | +/-ABS, Brake drum, Payload standard |
| 19-2601 | | | R | | | | | | | | | 128 | | | | | | | | Brake disc |
| 1.4 (44 kW) Eng.150G (XY7) 2/83-7/87 | | | | | | | | | | | | | | | | | | | | |
| 19-2129 | | | F | | | | | | | 42 | 82 | | | | | | | 36 | | +ABS |
| 19-2184 | | | F | | | | | | | 35 | 72 | | | | | | | 33 | | -ABS |
| 19-2595 | | | R | | | | | | | 25 | 52 | | | | | | | 37 | | +/-ABS, Brake drum, Payload standard |
| 19-2601 | | | R | | | | | | | | | 128 | | | | | | | | Brake disc |
| 1.7 Diesel (44 kW) Eng.161A (XUD7) 3/94-5/97 | | | | | | | | | | | | | | | | | | | | |
| 19-2129 | | | F | | | | | | | 42 | 82 | | | | | | | 36 | | +ABS |
| 19-2184 | | | F | | | | | | | 35 | 72 | | | | | | | 33 | | -ABS |
| 19-2595 | | | R | | | | | | | 25 | 52 | | | | | | | 37 | | +/-ABS, Brake drum, Payload standard |
| 19-2601 | | | R | | | | | | | | | 128 | | | | | | | | Brake disc |
| 19-2686 | | | R | | | | | | | 25 | 52 | | | | | | | 37 | | Brake drum |
| 1.8 D (44 kW) Eng.A9A (XUD7) 2/83-7/90 | | | | | | | | | | | | | | | | | | | | |
| 19-2129 | | | F | | | | | | | 42 | 82 | | | | | | | 36 | | +ABS |
| 19-2184 | | | F | | | | | | | 35 | 72 | | | | | | | 33 | | -ABS |
| 19-2595 | | | R | | | | | | | 25 | 52 | | | | | | | 37 | | +/-ABS, Brake drum, Payload standard |

PEUGEOT LCV

| METELLI ref | Spare Parts | | F/R | L/R | | | ABS | A | B | C | D | E | F | G | H | I | L | M | Fig | NOTE |
|---|-------------|--|-----|-----|--|--|-----|---|---|----|----|-----|---|---|---|---|---|---|-----|------------|
| 19-2601 | | | R | | | | | | | | | 128 | | | | | | | | Brake disc |
| 206 Van 4/99-3/09 | | | | | | | | | | | | | | | | | | | | |
| 1.4 HDi (50 kW) Eng.8HX (DV4TD), 8HZ (DV4TD) 9/01-3/09 | | | | | | | | | | | | | | | | | | | | |
| 19-2165 | | | F | | | | | | | 37 | 72 | | | | | | | | 33 | |
| 1.9 D (51 kW) Eng.WJY (DW8B), WJZ (DW8) 4/99-5/07 | | | | | | | | | | | | | | | | | | | | |
| 19-2129 | | | F | | | | | | | 42 | 82 | | | | | | | | 36 | |
| 207 SW Box body / Van / SW Van (WK_) 8/07-12/12 | | | | | | | | | | | | | | | | | | | | |
| 1.6 HDi (66 kW) Eng.9HX (DV6ATED4) 8/07-12/12 | | | | | | | | | | | | | | | | | | | | |
| 19-2297 | | | F | | | | | | | 42 | 82 | | | | | | | | 36 | |
| 19-2907 | | | R | | | | | | | 30 | 62 | | | | | | | | 48 | |
| 1.6 HDi (80 kW) Eng.9HZ (DV6TED4) 8/07-12/12 | | | | | | | | | | | | | | | | | | | | |
| 19-2297 | | | F | | | | | | | 42 | 82 | | | | | | | | 36 | |
| 19-2907 | | | R | | | | | | | 30 | 62 | | | | | | | | 48 | |
| 207 Van (WA_, WC_) 4/06-1/70 | | | | | | | | | | | | | | | | | | | | |
| 1.4 (54 kW) Eng.KFV (TU3A) 6/07-10/08 | | | | | | | | | | | | | | | | | | | | |
| 19-2332 | | | F | | | | | | | 37 | 72 | | | | | | | | 33 | |
| 19-2907 | | | R | | | | | | | 30 | 62 | | | | | | | | 48 | |
| 1.4 HDi (50 kW) Eng.8HR (DV4C), 8HZ (DV4TD) 4/07-1/70 | | | | | | | | | | | | | | | | | | | | |
| 19-2297 | | | F | | | | | | | 42 | 82 | | | | | | | | 36 | |
| 19-2332 | | | F | | | | | | | 37 | 72 | | | | | | | | 33 | |
| 19-2907 | | | R | | | | | | | 30 | 62 | | | | | | | | 48 | |
| 1.6 HDi (66 kW) Eng.9HX (DV6ATED4) 4/07-10/12 | | | | | | | | | | | | | | | | | | | | |
| 19-2297 | | | F | | | | | | | 42 | 82 | | | | | | | | 36 | |
| 19-2907 | | | R | | | | | | | 30 | 62 | | | | | | | | 48 | |
| 1.6 HDi (68 kW) Eng.9HP (DV6DTED) 11/09-3/13 | | | | | | | | | | | | | | | | | | | | |
| 19-2297 | | | F | | | | | | | 42 | 82 | | | | | | | | 36 | |

PEUGEOT LCV

| METELLI ref | Spare Parts | | F/R | L/R | | | ABS | A | B | C | D | E | F | G | H | I | L | M | Fig | NOTE |
|--|-------------|--|-----|-----|--|--|-----|---|---|----|----|---|---|---|---|---|----|---|-----|-----------------|
| 19-2907 | | | R | | | | | | | 30 | 62 | | | | | | 48 | | | |
| 1.6 HDi (80 kW) Eng.9HZ (DV6TED4) 4/06-12/12 | | | | | | | | | | | | | | | | | | | | |
| 19-2297 | | | F | | | | | | | 42 | 82 | | | | | | 36 | | | |
| 19-2907 | | | R | | | | | | | 30 | 62 | | | | | | 48 | | | |
| 1.6 VTi (88 kW) Eng.5FW (EP6) 3/07-12/12 | | | | | | | | | | | | | | | | | | | | |
| 19-2297 | | | F | | | | | | | 42 | 82 | | | | | | 36 | | | |
| 19-2907 | | | R | | | | | | | 30 | 62 | | | | | | 48 | | | |
| 208 Van (CR_) 10/12-1/70 | | | | | | | | | | | | | | | | | | | | |
| 1.2 PureTech 82 (60 kW) Eng.HMR (EB2FA) (02.17-.), HMZ (EB2), HMZ (EB2F) 6/15-1/70 | | | | | | | | | | | | | | | | | | | | |
| 19-2297 | | | F | | | | | | | 42 | 82 | | | | | | 36 | | | |
| 19-2332 | | | F | | | | | | | 37 | 72 | | | | | | 33 | | | |
| 19-2907 | | | R | | | | | | | 30 | 62 | | | | | | 48 | | | Rear Disc Brake |
| 19-8109 | | | R | | | | | | | 25 | 52 | | | | | | 42 | | | Rear Drum Brake |
| 1.4 HDi (50 kW) Eng.8HR (DV4C) 10/12-1/70 | | | | | | | | | | | | | | | | | | | | |
| 19-2297 | | | F | | | | | | | 42 | 82 | | | | | | 36 | | | |
| 19-2332 | | | F | | | | | | | 37 | 72 | | | | | | 33 | | | |
| 19-2907 | | | R | | | | | | | 30 | 62 | | | | | | 48 | | | Rear Disc Brake |
| 19-8109 | | | R | | | | | | | 25 | 52 | | | | | | 42 | | | Rear Drum Brake |
| 1.5 BlueHDi 100 (75 kW) Eng.YHY (DV5RD) 5/18-1/70 | | | | | | | | | | | | | | | | | | | | |
| 19-2297 | | | F | | | | | | | 42 | 82 | | | | | | 36 | | | |
| 19-2332 | | | F | | | | | | | 37 | 72 | | | | | | 33 | | | |
| 19-2907 | | | R | | | | | | | 30 | 62 | | | | | | 48 | | | Rear Disc Brake |
| 19-8109 | | | R | | | | | | | 25 | 52 | | | | | | 42 | | | Rear Drum Brake |
| 1.6 BlueHDi 75 (55 kW) Eng.BHW (DV6FE) 4/15-1/70 | | | | | | | | | | | | | | | | | | | | |
| 19-2297 | | | F | | | | | | | 42 | 82 | | | | | | 36 | | | |
| 19-2332 | | | F | | | | | | | 37 | 72 | | | | | | 33 | | | |
| 19-2907 | | | R | | | | | | | 30 | 62 | | | | | | 48 | | | Rear Disc Brake |
| 19-8109 | | | R | | | | | | | 25 | 52 | | | | | | 42 | | | Rear Drum Brake |

PEUGEOT LCV

| METELLI ref | Spare Parts | F/R | L/R | ABS | A | B | C | D | E | F | G | H | I | L | M | Fig | NOTE |
|---|-------------|-----|-----|-----|---|---|----|----|-----|---|---|---|---|---|---|-----|--------------------------------------|
| 1.6 HDi (68 kW) Eng.9HP (DV6DTE) 3/14-1/70 | | | | | | | | | | | | | | | | | |
| 19-2297 | | F | | | | | 42 | 82 | | | | | | | | 36 | |
| 19-2332 | | F | | | | | 37 | 72 | | | | | | | | 33 | |
| 19-2907 | | R | | | | | 30 | 62 | | | | | | | | 48 | Rear Disc Brake |
| 19-8109 | | R | | | | | 25 | 52 | | | | | | | | 42 | Rear Drum Brake |
| 306 Box body / Van / SW Van (N_, 7_) 5/93-12/02 | | | | | | | | | | | | | | | | | |
| 1.9 D (69 kW) Eng.XUD9TE 2/94-4/99 | | | | | | | | | | | | | | | | | |
| 19-2129 | | F | | | | | 42 | 82 | | | | | | | | 36 | Mod. N3 |
| 19-2528 | | R | | 29 | | | 25 | | 128 | | | | | | | 64 | Mod. N3, Brake disc |
| 19-2595 | | R | | | | | 25 | 52 | | | | | | | | 37 | +/-ABS, Brake drum, Payload standard |
| 1.9 STD (51 kW) Eng.XUD9 2/94-5/99 | | | | | | | | | | | | | | | | | |
| 19-2129 | | F | | | | | 42 | 82 | | | | | | | | 36 | Mod. N3 |
| 19-2528 | | R | | 29 | | | 25 | | 128 | | | | | | | 64 | Mod. N3, Brake disc |
| 19-2595 | | R | | | | | 25 | 52 | | | | | | | | 37 | +/-ABS, Brake drum, Payload standard |
| 307 SW Box body / Van / SW Van (3E_, 3H_) 4/02-12/09 | | | | | | | | | | | | | | | | | |
| 1.4 HDi (51 kW) Eng.8HZ (DV4TD) 4/02-6/05 | | | | | | | | | | | | | | | | | |
| 19-2297 | | F | | | | | 42 | 82 | | | | | | | | 36 | |
| 1.6 HDi (66 kW) Eng.9HX (DV6ATED4) 4/06-10/08 | | | | | | | | | | | | | | | | | |
| 19-2297 | | F | | | | | 42 | 82 | | | | | | | | 36 | |
| 2.0 HDi (66 kW) Eng.RHY (DW10TD) 4/03-4/08 | | | | | | | | | | | | | | | | | |
| 19-2297 | | F | | | | | 42 | 82 | | | | | | | | 36 | |
| 2.0 HDi (79 kW) Eng.RHZ (DW10ATED) 1/03-12/09 | | | | | | | | | | | | | | | | | |
| 19-2297 | | F | | | | | 42 | 82 | | | | | | | | 36 | |
| 2.0 HDi (100 kW) Eng.RHR (DW10BTED4) 4/04-11/07 | | | | | | | | | | | | | | | | | |
| 19-2297 | | F | | | | | 42 | 82 | | | | | | | | 36 | |

PEUGEOT LCV

| METELLI ref | Spare Parts | F/R | L/R | ABS | A | B | C | D | E | F | G | H | I | L | M | Fig | NOTE |
|--|-------------|-----|-----|-----|---|---|----|----|-----|---|---|---|---|-----|---|-----|------|
| 308 Box body / Hatchback (LB_) 3/15-1/70 | | | | | | | | | | | | | | | | | |
| 1.5 BlueHDi 130 (LBYHZP) (96 kW) Eng.YHZ (DV5RC) 6/17-6/21 | | | | | | | | | | | | | | | | | |
| 19-2369 | | R | | | | | 65 | | 130 | | | | | 113 | | | |
| 19-8155 | | F | | | | | 42 | 80 | | | | | | 44 | | | |
| 1.6 BlueHDi 120 (LBBHZM) (88 kW) Eng.BHX (DV6FC) 3/15-6/21 | | | | | | | | | | | | | | | | | |
| 19-2369 | | R | | | | | 65 | | 130 | | | | | 113 | | | |
| 19-8155 | | F | | | | | 42 | 80 | | | | | | 44 | | | |
| 1.6 e-HDi 115 (LB9HCG) (85 kW) Eng.9HC (DV6C) 3/15-6/21 | | | | | | | | | | | | | | | | | |
| 19-2369 | | R | | | | | 65 | | 130 | | | | | 113 | | | |
| 19-8155 | | F | | | | | 42 | 80 | | | | | | 44 | | | |
| 308 I SW Box body / Van / SW Van (4E_) 1/08-12/12 | | | | | | | | | | | | | | | | | |
| 1.6 HDi (66 kW) Eng.9HX (DV6ATED4) 1/08-12/11 | | | | | | | | | | | | | | | | | |
| 19-2297 | | F | | | | | 42 | 82 | | | | | | 36 | | | |
| 19-2776 | | R | | | | | 30 | 62 | | | | | | 51 | | | |
| 1.6 HDi (80 kW) Eng.9HZ (DV6TED4) 1/08-12/12 | | | | | | | | | | | | | | | | | |
| 19-2297 | | F | | | | | 42 | 82 | | | | | | 36 | | | |
| 19-2776 | | R | | | | | 30 | 62 | | | | | | 51 | | | |
| 2.0 HDi (100 kW) Eng.RHR (DW10BTED4) 1/08-12/11 | | | | | | | | | | | | | | | | | |
| 19-2297 | | F | | | | | 42 | 82 | | | | | | 36 | | | |
| 19-2776 | | R | | | | | 30 | 62 | | | | | | 51 | | | |
| 308 SW II Box body / Van / SW Van (LC_) 4/14-1/70 | | | | | | | | | | | | | | | | | |
| 1.5 BlueHDi 130 (LCYHZP) (96 kW) Eng.YHZ (DV5RC) 6/17-6/21 | | | | | | | | | | | | | | | | | |
| 19-2369 | | R | | | | | 65 | | 130 | | | | | 113 | | | |
| 19-8155 | | F | | | | | 42 | 80 | | | | | | 44 | | | |
| 1.6 BlueHDi (73 kW) Eng.BHY (DV6FD) 4/14-6/21 | | | | | | | | | | | | | | | | | |
| 19-2369 | | R | | | | | 65 | | 130 | | | | | 113 | | | |

PEUGEOT LCV

| METELLI ref | Spare Parts | | F/R | L/R | | | ABS | A | B | C | D | E | F | G | H | I | L | M | Fig | NOTE |
|--|-------------|--|-----|-----|--|--|-----|---|---|----|------|-----|---|---|---|---|----|---|-----|------|
| 19-8155 | | | F | | | | | | | 42 | 80 | | | | | | 44 | | | |
| 407 SW Box body / Van / SW Van (6E_) 8/04-12/10 | | | | | | | | | | | | | | | | | | | | |
| 1.6 HDi (80 kW) Eng.9HZ (DV6TED4) 8/04-12/10 | | | | | | | | | | | | | | | | | | | | |
| 19-2753 | | | F | | | | | | | 45 | 83 | | | | | | 44 | | | |
| 19-2762 | | | R | | | | | | | 32 | 79,5 | 128 | | | | | 60 | | | |
| 2.0 HDi (103 kW) Eng.RHR (DW10BTED4) 6/09-12/10 | | | | | | | | | | | | | | | | | | | | |
| 19-2753 | | | F | | | | | | | 45 | 83 | | | | | | 44 | | | |
| 19-2762 | | | R | | | | | | | 32 | 79,5 | 128 | | | | | 60 | | | |
| 2.0 HDi (120 kW) Eng.RHH (DW10CTED4) 6/09-12/10 | | | | | | | | | | | | | | | | | | | | |
| 19-2753 | | | F | | | | | | | 45 | 83 | | | | | | 44 | | | |
| 19-2762 | | | R | | | | | | | 32 | 79,5 | 128 | | | | | 60 | | | |
| 504 I Pick-up (E_) 1/80-12/89 | | | | | | | | | | | | | | | | | | | | |
| 1.6 (46 kW) Eng.XC7P 1/80-6/87 | | | | | | | | | | | | | | | | | | | | |
| 19-2183 | | | F | | | | | | | 25 | 58 | | | | | | 17 | | | |
| 1.8 (53 kW) Eng.XM7 7/87-12/89 | | | | | | | | | | | | | | | | | | | | |
| 19-2183 | | | F | | | | | | | 25 | 58 | | | | | | 17 | | | |
| 1.8 (55 kW) Eng.XM7 8/81-10/86 | | | | | | | | | | | | | | | | | | | | |
| 19-2183 | | | F | | | | | | | 25 | 58 | | | | | | 17 | | | |
| 1.9 D (40 kW) Eng.XD4x88 1/80-12/89 | | | | | | | | | | | | | | | | | | | | |
| 19-2183 | | | F | | | | | | | 25 | 58 | | | | | | 17 | | | |
| 1.9 D (41 kW) Eng.XD4x88 8/81-10/86 | | | | | | | | | | | | | | | | | | | | |
| 19-2183 | | | F | | | | | | | 25 | 58 | | | | | | 17 | | | |
| 2.3 D (51 kW) Eng.134 (XD2) 1/80-12/89 | | | | | | | | | | | | | | | | | | | | |
| 19-2183 | | | F | | | | | | | 25 | 58 | | | | | | 17 | | | |

PEUGEOT LCV

| METELLI ref | Spare Parts | | F/R | L/R | | ABS | A | B | C | D | E | F | G | H | I | L | M | Fig | NOTE |
|---|-------------|--|-----|-----|--|-----|---|---|----|------|-------|---|---|---|---|----|---|-----|------|
| 19-1625 | | | R | | | 48 | | | 30 | | 119,9 | | | | | 70 | | | +ABS |
| 19-2906 | | | R | | | 48 | | | 30 | | 120 | | | | | 70 | | | -ABS |
| 1.9 D (51 kW) Eng.WJY (DW8B), WJZ (DW8) 6/98-9/01 | | | | | | | | | | | | | | | | | | | |
| 19-1576 | | | F | | | | | | 44 | 82,5 | | | | | | 37 | | | |
| 1.9 TD (66 kW) Eng.DHX (XUD9TE) 2/96-9/00 | | | | | | | | | | | | | | | | | | | |
| 19-1576 | | | F | | | | | | 44 | 82,5 | | | | | | 37 | | | |
| 19-1625 | | | R | | | 48 | | | 30 | | 119,9 | | | | | 70 | | | +ABS |
| 19-2906 | | | R | | | 48 | | | 30 | | 120 | | | | | 70 | | | -ABS |
| 1.9 TD (68 kW) Eng.D8B (XUD9TE) 2/96-5/98 | | | | | | | | | | | | | | | | | | | |
| 19-1576 | | | F | | | | | | 44 | 82,5 | | | | | | 37 | | | |
| 19-1625 | | | R | | | 48 | | | 30 | | 119,9 | | | | | 70 | | | +ABS |
| 19-2906 | | | R | | | 48 | | | 30 | | 120 | | | | | 70 | | | -ABS |
| 2.0 HDi (69 kW) Eng.RHX (DW10BTED) 10/00-10/06 | | | | | | | | | | | | | | | | | | | |
| 19-1576 | | | F | | | | | | 44 | 82,5 | | | | | | 37 | | | |
| 19-1625 | | | R | | | 48 | | | 30 | | 119,9 | | | | | 70 | | | |
| 2.0 HDi (80 kW) Eng.- 10/00-10/06 | | | | | | | | | | | | | | | | | | | |
| 19-1576 | | | F | | | | | | 44 | 82,5 | | | | | | 37 | | | |
| 19-1625 | | | R | | | 48 | | | 30 | | 119,9 | | | | | 70 | | | |
| 2.0 HDi (80 kW) Eng.RHW (DW10ATED4) 10/00-10/06 | | | | | | | | | | | | | | | | | | | |
| 19-1576 | | | F | | | | | | 44 | 82,5 | | | | | | 37 | | | |
| 19-1625 | | | R | | | 48 | | | 30 | | 119,9 | | | | | 70 | | | |
| Expert I Van (222) 2/96-12/06 | | | | | | | | | | | | | | | | | | | |
| 1.6 (58 kW) Eng.222A2 (1580 SPI) 2/96-9/00 | | | | | | | | | | | | | | | | | | | |
| 19-1576 | | | F | | | | | | 44 | 82,5 | | | | | | 37 | | | |
| 19-1625 | | | R | | | 48 | | | 30 | | 119,9 | | | | | 70 | | | +ABS |
| 19-2906 | | | R | | | 48 | | | 30 | | 120 | | | | | 70 | | | -ABS |
| 1.8 (74 kW) Eng.LFZ (XU7JP) 10/96-9/00 | | | | | | | | | | | | | | | | | | | |
| 19-1576 | | | F | | | | | | 44 | 82,5 | | | | | | 37 | | | |

PEUGEOT LCV

| METELLI ref | Spare Parts | | F/R | L/R | | ABS | A | B | C | D | E | F | G | H | I | L | M | Fig | NOTE |
|--|-------------|--|-----|-----|--|-----|---|---|----|------|-------|---|---|---|---|----|---|-----|------|
| 19-1625 | | | R | | | 48 | | | 30 | | 119,9 | | | | | 70 | | | +ABS |
| 19-2906 | | | R | | | 48 | | | 30 | | 120 | | | | | 70 | | | -ABS |
| 1.9 D (51 kW) Eng.D9B (XUD9AU) 2/96-12/98 | | | | | | | | | | | | | | | | | | | |
| 19-1576 | | | F | | | | | | 44 | 82,5 | | | | | | 37 | | | |
| 19-1625 | | | R | | | 48 | | | 30 | | 119,9 | | | | | 70 | | | +ABS |
| 19-2906 | | | R | | | 48 | | | 30 | | 120 | | | | | 70 | | | -ABS |
| 1.9 D 70 (51 kW) Eng.WJY (DW8B), WJZ (DW8) 12/98-12/06 | | | | | | | | | | | | | | | | | | | |
| 19-1576 | | | F | | | | | | 44 | 82,5 | | | | | | 37 | | | |
| 19-1625 | | | R | | | 48 | | | 30 | | 119,9 | | | | | 70 | | | +ABS |
| 19-2906 | | | R | | | 48 | | | 30 | | 120 | | | | | 70 | | | -ABS |
| 1.9 TD (66 kW) Eng.DHX (XUD9TE) 2/96-9/00 | | | | | | | | | | | | | | | | | | | |
| 19-1576 | | | F | | | | | | 44 | 82,5 | | | | | | 37 | | | |
| 19-1625 | | | R | | | 48 | | | 30 | | 119,9 | | | | | 70 | | | +ABS |
| 19-2906 | | | R | | | 48 | | | 30 | | 120 | | | | | 70 | | | -ABS |
| 1.9 TD (68 kW) Eng.D8B (XUD9TE) 2/96-5/98 | | | | | | | | | | | | | | | | | | | |
| 19-1576 | | | F | | | | | | 44 | 82,5 | | | | | | 37 | | | |
| 19-1625 | | | R | | | 48 | | | 30 | | 119,9 | | | | | 70 | | | +ABS |
| 19-2906 | | | R | | | 48 | | | 30 | | 120 | | | | | 70 | | | -ABS |
| 2.0 (100 kW) Eng.RFN (EW10J4) 9/02-12/06 | | | | | | | | | | | | | | | | | | | |
| 19-1576 | | | F | | | | | | 44 | 82,5 | | | | | | 37 | | | |
| 19-1625 | | | R | | | 48 | | | 30 | | 119,9 | | | | | 70 | | | +ABS |
| 19-2906 | | | R | | | 48 | | | 30 | | 120 | | | | | 70 | | | -ABS |
| 2.0 HDI (69 kW) Eng.RHX (DW10BTED) 7/00-12/06 | | | | | | | | | | | | | | | | | | | |
| 19-1576 | | | F | | | | | | 44 | 82,5 | | | | | | 37 | | | |
| 19-1625 | | | R | | | 48 | | | 30 | | 119,9 | | | | | 70 | | | +ABS |
| 19-2906 | | | R | | | 48 | | | 30 | | 120 | | | | | 70 | | | -ABS |
| 2.0 HDI (80 kW) Eng.RHW (DW10ATED4) 7/00-12/06 | | | | | | | | | | | | | | | | | | | |
| 19-1576 | | | F | | | | | | 44 | 82,5 | | | | | | 37 | | | |
| 19-1625 | | | R | | | 48 | | | 30 | | 119,9 | | | | | 70 | | | +ABS |

PEUGEOT LCV

| METELLI ref | Spare Parts | | F/R | L/R | | ABS | A | B | C | D | E | F | G | H | I | L | M | Fig | NOTE |
|---|-------------|--------|-----|-----|--|-----|---|---|----|------|-------|---|---|---|---|----|---|-------|------------|
| 19-2906 | | | R | | | 48 | | | 30 | | 120 | | | | | 70 | | | -ABS |
| 2.0 HDI (80 kW) Eng.RHZ (DW10ATED), RHZ (DW10BTED), RHZ (DW10BTED+), R 7/00-12/06 | | | | | | | | | | | | | | | | | | | |
| 19-1576 | | | F | | | | | | 44 | 82,5 | | | | | | | | 37 | |
| 19-1625 | | | R | | | 48 | | | 30 | | 119,9 | | | | | | | 70 | +ABS |
| 19-2906 | | | R | | | 48 | | | 30 | | 120 | | | | | | | 70 | -ABS |
| Expert II Platform/Chassis 1/07-1/70 | | | | | | | | | | | | | | | | | | | |
| 1.6 HDi 90 16V (66 kW) Eng.9HU (DV6UTED4) 1/07-1/70 | | | | | | | | | | | | | | | | | | | |
| 19-2803 | | | F | | | | | | 45 | 86 | | | | | | | | 44 | |
| 19-2916 | | | R | | | | | | | | 137 | | | | | | | 139,5 | Brake drum |
| 19-2990 | | -06/08 | R | | | | | | | | 128 | | | | | | | 146 | Brake disc |
| 1.6 HDi 90 8V (66 kW) Eng.9HH (DV6DUM), 9HM (DV6UC) 1/07-1/70 | | | | | | | | | | | | | | | | | | | |
| 19-2803 | | | F | | | | | | 45 | 86 | | | | | | | | 44 | |
| 2.0 HDi 120 (88 kW) Eng.RHK (DW10UTED4) 1/07-1/70 | | | | | | | | | | | | | | | | | | | |
| 19-2803 | | | F | | | | | | 45 | 86 | | | | | | | | 44 | |
| 19-2916 | | | R | | | | | | | | 137 | | | | | | | 139,5 | Brake drum |
| 19-2990 | | -06/08 | R | | | | | | | | 128 | | | | | | | 146 | Brake disc |
| 2.0 HDi 130 (94 kW) Eng.AHZ (DW10CD) 3/11-1/70 | | | | | | | | | | | | | | | | | | | |
| 19-2803 | | | F | | | | | | 45 | 86 | | | | | | | | 44 | |
| 2.0 HDi 140 (100 kW) Eng.RHR (DW10BTED4) 1/07-1/70 | | | | | | | | | | | | | | | | | | | |
| 19-2803 | | | F | | | | | | 45 | 86 | | | | | | | | 44 | |
| 19-2916 | | | R | | | | | | | | 137 | | | | | | | 139,5 | Brake drum |
| 19-2990 | | -06/08 | R | | | | | | | | 128 | | | | | | | 146 | Brake disc |
| 2.0 HDi 165 (120 kW) Eng.RHH (DW10CTED4) 9/09-1/70 | | | | | | | | | | | | | | | | | | | |
| 19-2803 | | | F | | | | | | 45 | 86 | | | | | | | | 44 | |
| Expert II Van (VF3A_, VF3U_, VF3X_) 1/07-1/70 | | | | | | | | | | | | | | | | | | | |
| 1.6 HDi 90 16V (66 kW) Eng.9HU (DV6UTED4) 1/07-1/70 | | | | | | | | | | | | | | | | | | | |
| 19-2803 | | | F | | | | | | 45 | 86 | | | | | | | | 44 | |

PEUGEOT LCV

| METELLI ref | Spare Parts | | F/R | L/R | | | ABS | A | B | C | D | E | F | G | H | I | L | M | Fig | NOTE |
|---|-------------|--------|-----|-----|--|--|-----|---|---|----|----|-----|---|---|---|---|-------|---|-----|------------|
| 19-2916 | | | R | | | | | | | | | 137 | | | | | 139,5 | | | Brake drum |
| 19-2990 | | -06/08 | R | | | | | | | | | 128 | | | | | 146 | | | Brake disc |
| 1.6 HDi 90 8V (66 kW) Eng.9HH (DV6DUM), 9HM (DV6UC) 1/07-1/70 | | | | | | | | | | | | | | | | | | | | |
| 19-2803 | | | F | | | | | | | 45 | 86 | | | | | | 44 | | | |
| 2.0 16V (103 kW) Eng.RFH (EW10A), RFJ (EW10A) 1/07-1/70 | | | | | | | | | | | | | | | | | | | | |
| 19-2803 | | | F | | | | | | | 45 | 86 | | | | | | 44 | | | |
| 19-2916 | | | R | | | | | | | | | 137 | | | | | 139,5 | | | Brake drum |
| 19-2990 | | -06/08 | R | | | | | | | | | 128 | | | | | 146 | | | Brake disc |
| 2.0 HDi 100 (72 kW) Eng.- 3/11-1/70 | | | | | | | | | | | | | | | | | | | | |
| 19-2803 | | | F | | | | | | | 45 | 86 | | | | | | 44 | | | |
| 19-2916 | | | R | | | | | | | | | 137 | | | | | 139,5 | | | Brake drum |
| 2.0 HDi 120 (88 kW) Eng.RHK (DW10UTED4) 1/07-1/70 | | | | | | | | | | | | | | | | | | | | |
| 19-2803 | | | F | | | | | | | 45 | 86 | | | | | | 44 | | | |
| 19-2916 | | | R | | | | | | | | | 137 | | | | | 139,5 | | | Brake drum |
| 19-2990 | | -06/08 | R | | | | | | | | | 128 | | | | | 146 | | | Brake disc |
| 2.0 HDi 120 4x4 (88 kW) Eng.RHK (DW10UTED4) 1/10-1/70 | | | | | | | | | | | | | | | | | | | | |
| 19-2803 | | | F | | | | | | | 45 | 86 | | | | | | 44 | | | |
| 2.0 HDi 130 (94 kW) Eng.AHZ (DW10CD) 3/11-1/70 | | | | | | | | | | | | | | | | | | | | |
| 19-2803 | | | F | | | | | | | 45 | 86 | | | | | | 44 | | | |
| 19-2916 | | | R | | | | | | | | | 137 | | | | | 139,5 | | | Brake drum |
| 2.0 HDi 130 4x4 (94 kW) Eng.AHZ (DW10CD) 1/12-3/16 | | | | | | | | | | | | | | | | | | | | |
| 19-2803 | | | F | | | | | | | 45 | 86 | | | | | | 44 | | | |
| 2.0 HDi 140 (100 kW) Eng.RHR (DW10BTED4) 1/07-1/70 | | | | | | | | | | | | | | | | | | | | |
| 19-2803 | | | F | | | | | | | 45 | 86 | | | | | | 44 | | | |
| 19-2916 | | | R | | | | | | | | | 137 | | | | | 139,5 | | | Brake drum |
| 19-2990 | | -06/08 | R | | | | | | | | | 128 | | | | | 146 | | | Brake disc |
| 2.0 HDi 165 (120 kW) Eng.RHH (DW10CTED4) 9/09-1/70 | | | | | | | | | | | | | | | | | | | | |
| 19-2803 | | | F | | | | | | | 45 | 86 | | | | | | 44 | | | |

PEUGEOT LCV

| METELLI ref | Spare Parts | | F/R | L/R | | | ABS | A | B | C | D | E | F | G | H | I | L | M | Fig | NOTE |
|---|-------------|--|-----|-----|--|--|-----|---|----|----|----|-----|---|---|---|---|-------|---|-----|------------|
| 19-2916 | | | R | | | | | | | | | 137 | | | | | 139,5 | | | Brake drum |
| Expert III (V_) 4/16-1/70 | | | | | | | | | | | | | | | | | | | | |
| 1.5 BlueHDi 100 (75 kW) Eng.YHR (DV5RUCd) 6/18-1/70 | | | | | | | | | | | | | | | | | | | | |
| 19-2803 | | | F | | | | | | | 45 | 86 | | | | | | | | 44 | |
| 19-8188 | | | R | | | | | | 28 | | | 128 | | | | | | | | |
| 1.5 BlueHDi 120 (88 kW) Eng.YHV (DV5RUC) 6/18-1/70 | | | | | | | | | | | | | | | | | | | | |
| 19-2803 | | | F | | | | | | | 45 | 86 | | | | | | | | 44 | |
| 19-8188 | | | R | | | | | | 28 | | | 128 | | | | | | | | |
| 1.6 BlueHDi 115 (85 kW) Eng.BHX (DV6FCU) 4/16-1/70 | | | | | | | | | | | | | | | | | | | | |
| 19-2803 | | | F | | | | | | | 45 | 86 | | | | | | | | 44 | |
| 19-8188 | | | R | | | | | | 28 | | | 128 | | | | | | | | |
| 1.6 BlueHDi 95 (70 kW) Eng.BHS (DV6FDU), BHV (DV6FDU) 4/16-1/70 | | | | | | | | | | | | | | | | | | | | |
| 19-2803 | | | F | | | | | | | 45 | 86 | | | | | | | | 44 | |
| 19-8188 | | | R | | | | | | 28 | | | 128 | | | | | | | | |
| 2.0 BlueHDi 120 (90 kW) Eng.AHK (DW10FE) 9/19-1/70 | | | | | | | | | | | | | | | | | | | | |
| 19-2803 | | | F | | | | | | | 45 | 86 | | | | | | | | 44 | |
| 19-8188 | | | R | | | | | | 28 | | | 128 | | | | | | | | |
| 2.0 BlueHDi 150 (110 kW) Eng.AHX (DW10FD) 4/16-1/70 | | | | | | | | | | | | | | | | | | | | |
| 19-2803 | | | F | | | | | | | 45 | 86 | | | | | | | | 44 | |
| 19-8188 | | | R | | | | | | 28 | | | 128 | | | | | | | | |
| 2.0 BlueHDi 180 (130 kW) Eng.AHH (DW10FC), EHZ (DW10FDCU) (05.19-) 4/16-1/70 | | | | | | | | | | | | | | | | | | | | |
| 19-2803 | | | F | | | | | | | 45 | 86 | | | | | | | | 44 | |
| 19-8188 | | | R | | | | | | 28 | | | 128 | | | | | | | | |
| Expert III Platform/Chassis (V_) 9/16-1/70 | | | | | | | | | | | | | | | | | | | | |
| 1.6 BlueHDi 95 (70 kW) Eng.BHV (DV6FDU) 9/16-1/70 | | | | | | | | | | | | | | | | | | | | |
| 19-2803 | | | F | | | | | | | 45 | 86 | | | | | | | | 44 | |
| 19-8188 | | | R | | | | | | 28 | | | 128 | | | | | | | | |

PEUGEOT LCV

| METELLI ref | Spare Parts | | F/R | L/R | | | ABS | A | B | C | D | E | F | G | H | I | L | M | Fig | NOTE |
|--|-------------|--------|-----|-----|--|--|-----|---|----|----|----|-----|---|---|---|---|---|----|-----|-----------|
| 2.0 BlueHDi 150 4x4 (110 kW) Eng.AHX (DW10FD) 4/16-1/70 | | | | | | | | | | | | | | | | | | | | |
| 19-2803 | | | F | | | | | | | 45 | 86 | | | | | | | 44 | | |
| 19-8188 | | | R | | | | | | 28 | | | 128 | | | | | | | | |
| 2.0 BlueHDi 180 (130 kW) Eng.AHH (DW10FC), EHZ (DW10FDCU) (05.19-.) 4/16-1/70 | | | | | | | | | | | | | | | | | | | | |
| 19-2803 | | | F | | | | | | | 45 | 86 | | | | | | | 44 | | |
| 19-8188 | | | R | | | | | | 28 | | | 128 | | | | | | | | |
| J5 I Bus (280P) 9/81-9/90 | | | | | | | | | | | | | | | | | | | | |
| 2.0 (55 kW) Eng.170B (XN1T) 9/81-9/90 | | | | | | | | | | | | | | | | | | | | |
| 19-1585 | | -12/89 | F | | | | | | | 50 | 80 | | | | | | | 20 | | |
| 19-1586 | | 01/89- | F | | | | | | | 50 | 80 | | | | | | | 20 | | |
| 19-1626 | | 01/86- | R | L | | | | | | 30 | 68 | | | | | | | 19 | | 10-13-14Q |
| 19-1627 | | 01/86- | R | R | | | | | | 30 | 55 | | | | | | | 17 | | 10-13-14Q |
| 19-1634 | | -12/85 | R | R | | | | | | 30 | 55 | | | | | | | 17 | | 10-13Q |
| 2.0 (58 kW) Eng.170 (XN1T) 1/83-9/90 | | | | | | | | | | | | | | | | | | | | |
| 19-1585 | | -12/89 | F | | | | | | | 50 | 80 | | | | | | | 20 | | |
| 19-1586 | | 01/89- | F | | | | | | | 50 | 80 | | | | | | | 20 | | |
| 19-1626 | | 01/86- | R | L | | | | | | 30 | 68 | | | | | | | 19 | | 10-13-14Q |
| 19-1627 | | 01/86- | R | R | | | | | | 30 | 55 | | | | | | | 17 | | 10-13-14Q |
| 19-1634 | | -12/85 | R | R | | | | | | 30 | 55 | | | | | | | 17 | | 10-13Q |
| 2.5 D (54 kW) Eng.CRD93 (PSA) 9/81-9/90 | | | | | | | | | | | | | | | | | | | | |
| 19-1585 | | -12/89 | F | | | | | | | 50 | 80 | | | | | | | 20 | | |
| 19-1586 | | 01/89- | F | | | | | | | 50 | 80 | | | | | | | 20 | | |
| 19-1626 | | 01/86- | R | L | | | | | | 30 | 68 | | | | | | | 19 | | 10-13-14Q |
| 19-1627 | | 01/86- | R | R | | | | | | 30 | 55 | | | | | | | 17 | | 10-13-14Q |
| 19-1634 | | -12/85 | R | R | | | | | | 30 | 55 | | | | | | | 17 | | 10-13Q |

PEUGEOT LCV

| METELLI ref | Spare Parts | | F/R | L/R | | | ABS | A | B | C | D | E | F | G | H | I | L | M | Fig | NOTE |
|---|-------------|--------|-----|-----|--|--|-----|---|---|----|----|---|---|---|---|---|---|----|-----|-----------|
| J5 I Platform/Chassis (280L) 9/81-9/90 | | | | | | | | | | | | | | | | | | | | |
| 2.0 (55 kW) Eng.170B (XN1T) 1/86-11/88 | | | | | | | | | | | | | | | | | | | | |
| 19-1585 | | | F | | | | | | | 50 | 80 | | | | | | | 20 | | |
| 19-1626 | | | R | L | | | | | | 30 | 68 | | | | | | | 19 | | 10-13-14Q |
| 19-1627 | | | R | R | | | | | | 30 | 55 | | | | | | | 17 | | 10-13-14Q |
| 2.0 (58 kW) Eng.170 (XN1T) 1/83-11/88 | | | | | | | | | | | | | | | | | | | | |
| 19-1585 | | | F | | | | | | | 50 | 80 | | | | | | | 20 | | |
| 19-1626 | | 01/86- | R | L | | | | | | 30 | 68 | | | | | | | 19 | | 10-13-14Q |
| 19-1627 | | 01/86- | R | R | | | | | | 30 | 55 | | | | | | | 17 | | 10-13-14Q |
| 19-1634 | | -12/85 | R | R | | | | | | 30 | 55 | | | | | | | 17 | | 10-13Q |
| 2.5 D (54 kW) Eng.CRD93 (PSA) 9/81-9/90 | | | | | | | | | | | | | | | | | | | | |
| 19-1585 | | -12/89 | F | | | | | | | 50 | 80 | | | | | | | 20 | | |
| 19-1586 | | 01/89- | F | | | | | | | 50 | 80 | | | | | | | 20 | | |
| 19-1626 | | 01/86- | R | L | | | | | | 30 | 68 | | | | | | | 19 | | 10-13-14Q |
| 19-1627 | | 01/86- | R | R | | | | | | 30 | 55 | | | | | | | 17 | | 10-13-14Q |
| 19-1634 | | -12/85 | R | R | | | | | | 30 | 55 | | | | | | | 17 | | 10-13Q |
| J5 I Van (280L) 9/81-8/90 | | | | | | | | | | | | | | | | | | | | |
| 1.8 (51 kW) Eng.169B (XM7T) 1/83-11/88 | | | | | | | | | | | | | | | | | | | | |
| 19-1585 | | | F | | | | | | | 50 | 80 | | | | | | | 20 | | |
| 19-1626 | | 01/86- | R | L | | | | | | 30 | 68 | | | | | | | 19 | | 10-13-14Q |
| 19-1627 | | 01/86- | R | R | | | | | | 30 | 55 | | | | | | | 17 | | 10-13-14Q |
| 19-1634 | | -12/85 | R | R | | | | | | 30 | 55 | | | | | | | 17 | | 10-13Q |
| 1.9 D (51 kW) Eng.D9B (XUD9A), XUD9 9/87-8/90 | | | | | | | | | | | | | | | | | | | | |
| 19-1585 | | | F | | | | | | | 50 | 80 | | | | | | | 20 | | |

PEUGEOT LCV

| METELLI ref | Spare Parts | | F/R | L/R | | | ABS | A | B | C | D | E | F | G | H | I | L | M | Fig | NOTE |
|---|-------------|--|-----|-----|--|--|-----|---|---|----|----|---|---|---|---|---|---|----|-----|-----------|
| J5 II Bus (290P) 10/90-2/94 | | | | | | | | | | | | | | | | | | | | |
| 1.9 D (51 kW) Eng.D9B (XUD9A) 10/90-2/94 | | | | | | | | | | | | | | | | | | | | |
| 19-1586 | | | F | | | | | | | 50 | 80 | | | | | | | 20 | | |
| 19-1626 | | | R | L | | | | | | 30 | 68 | | | | | | | 19 | | 10-13-14Q |
| 19-1627 | | | R | R | | | | | | 30 | 55 | | | | | | | 17 | | 10-13-14Q |
| 2.0 (62 kW) Eng.170D (XN1TACP) 10/90-2/94 | | | | | | | | | | | | | | | | | | | | |
| 19-1586 | | | F | | | | | | | 50 | 80 | | | | | | | 20 | | |
| 19-1626 | | | R | L | | | | | | 30 | 68 | | | | | | | 19 | | 10-13-14Q |
| 19-1627 | | | R | R | | | | | | 30 | 55 | | | | | | | 17 | | 10-13-14Q |
| 2.5 D (54 kW) Eng.CRD93 (PSA) 10/90-2/94 | | | | | | | | | | | | | | | | | | | | |
| 19-1586 | | | F | | | | | | | 50 | 80 | | | | | | | 20 | | |
| 19-1626 | | | R | L | | | | | | 30 | 68 | | | | | | | 19 | | 10-13-14Q |
| 19-1627 | | | R | R | | | | | | 30 | 55 | | | | | | | 17 | | 10-13-14Q |
| 2.5 D 4x4 (54 kW) Eng.CRD93 (PSA) 10/90-2/94 | | | | | | | | | | | | | | | | | | | | |
| 19-1586 | | | F | | | | | | | 50 | 80 | | | | | | | 20 | | |
| 2.5 TD (70 kW) Eng.CRD93LS (U25/673) 10/90-2/94 | | | | | | | | | | | | | | | | | | | | |
| 19-1586 | | | F | | | | | | | 50 | 80 | | | | | | | 20 | | |
| 19-1626 | | | R | L | | | | | | 30 | 68 | | | | | | | 19 | | 10-13-14Q |
| 19-1627 | | | R | R | | | | | | 30 | 55 | | | | | | | 17 | | 10-13-14Q |
| 2.5 TD 4x4 (70 kW) Eng.CRD93LS (U25/673) 10/90-2/94 | | | | | | | | | | | | | | | | | | | | |
| 19-1586 | | | F | | | | | | | 50 | 80 | | | | | | | 20 | | |
| J5 II Platform/Chassis (290L) 9/87-2/94 | | | | | | | | | | | | | | | | | | | | |
| 1.9 D (51 kW) Eng.D9B (XUD9A) 10/90-2/94 | | | | | | | | | | | | | | | | | | | | |
| 19-1586 | | | F | | | | | | | 50 | 80 | | | | | | | 20 | | |
| 19-1626 | | | R | L | | | | | | 30 | 68 | | | | | | | 19 | | 10-13-14Q |
| 19-1627 | | | R | R | | | | | | 30 | 55 | | | | | | | 17 | | 10-13-14Q |

PEUGEOT LCV

| METELLI ref | Spare Parts | | F/R | L/R | | | ABS | A | B | C | D | E | F | G | H | I | L | M | Fig | NOTE |
|---|-------------|--|-----|-----|--|--|-----|---|---|----|----|---|---|---|---|---|---|----|-----|-----------|
| 2.0 (62 kW) Eng.170D (XN1TACP) 10/90-2/94 | | | | | | | | | | | | | | | | | | | | |
| 19-1586 | | | F | | | | | | | 50 | 80 | | | | | | | 20 | | |
| 19-1626 | | | R | L | | | | | | 30 | 68 | | | | | | | 19 | | 10-13-14Q |
| 19-1627 | | | R | R | | | | | | 30 | 55 | | | | | | | 17 | | 10-13-14Q |
| 2.5 D (54 kW) Eng.CRD93 (PSA) 10/90-2/94 | | | | | | | | | | | | | | | | | | | | |
| 19-1586 | | | F | | | | | | | 50 | 80 | | | | | | | 20 | | |
| 19-1626 | | | R | L | | | | | | 30 | 68 | | | | | | | 19 | | 10-13-14Q |
| 19-1627 | | | R | R | | | | | | 30 | 55 | | | | | | | 17 | | 10-13-14Q |
| 2.5 D 4x4 (54 kW) Eng.CRD93 (PSA) 10/90-2/94 | | | | | | | | | | | | | | | | | | | | |
| 19-1586 | | | F | | | | | | | 50 | 80 | | | | | | | 20 | | |
| 2.5 TD (70 kW) Eng.CRD93LS (U25/673) 10/90-2/94 | | | | | | | | | | | | | | | | | | | | |
| 19-1586 | | | F | | | | | | | 50 | 80 | | | | | | | 20 | | |
| 19-1626 | | | R | L | | | | | | 30 | 68 | | | | | | | 19 | | 10-13-14Q |
| 19-1627 | | | R | R | | | | | | 30 | 55 | | | | | | | 17 | | 10-13-14Q |
| 2.5 TD 4x4 (70 kW) Eng.CRD93LS (U25/673) 10/90-2/94 | | | | | | | | | | | | | | | | | | | | |
| 19-1586 | | | F | | | | | | | 50 | 80 | | | | | | | 20 | | |
| J5 II Van (290L) 9/90-3/94 | | | | | | | | | | | | | | | | | | | | |
| 1.9 D (51 kW) Eng.D9B (XUD9A) 10/90-3/94 | | | | | | | | | | | | | | | | | | | | |
| 19-1586 | | | F | | | | | | | 50 | 80 | | | | | | | 20 | | |
| 19-1626 | | | R | L | | | | | | 30 | 68 | | | | | | | 19 | | 10-13-14Q |
| 19-1627 | | | R | R | | | | | | 30 | 55 | | | | | | | 17 | | 10-13-14Q |
| 2.5 D (54 kW) Eng.CRD93 9/90-1/94 | | | | | | | | | | | | | | | | | | | | |
| 19-1586 | | | F | | | | | | | 50 | 80 | | | | | | | 20 | | |
| 2.5 D 4x4 (54 kW) Eng.CRD93 (PSA) 10/90-3/94 | | | | | | | | | | | | | | | | | | | | |
| 19-1586 | | | F | | | | | | | 50 | 80 | | | | | | | 20 | | |

PEUGEOT LCV

| METELLI ref | Spare Parts | | F/R | L/R | | | ABS | A | B | C | D | E | F | G | H | I | L | M | Fig | NOTE |
|--|-------------|-------------|-----|-----|--|----|-----|---|---|----|----|-------|---|---|---|---|------|---|-----|------|
| 2.5 TD 4x4 (70 kW) Eng.CRD93LS (U25/673) 10/90-3/94 | | | | | | | | | | | | | | | | | | | | |
| 19-1586 | | | F | | | | | | | 50 | 80 | | | | | | 20 | | | |
| Partner I Platform/Chassis 3/97-7/08 | | | | | | | | | | | | | | | | | | | | |
| 1.9 D (51 kW) Eng.WJY (DW8B), WJZ (DW8) 1/99-7/08 | | | | | | | | | | | | | | | | | | | | |
| 19-2129 | | | F | | | | | | | 42 | 82 | | | | | | 36 | | | |
| 2.0 HDi (66 kW) Eng.- 11/02-7/08 | | | | | | | | | | | | | | | | | | | | |
| 19-2129 | | | F | | | | | | | 42 | 82 | | | | | | 36 | | | |
| Partner I Van (5)/ Ranch 1/96-12/15 | | | | | | | | | | | | | | | | | | | | |
| 1.1 (44 kW) Eng.HDZ (TU1M) 6/96-9/05 | | | | | | | | | | | | | | | | | | | | |
| 19-2129 | | | F | | | | | | | 42 | 82 | | | | | | 36 | | | |
| 19-2667 | | | R | | | | | | | 32 | | 128 | | | | | 59,2 | | | -ABS |
| 19-2683 | | -01/99 | R | | | 29 | | | | 32 | | 129,2 | | | | | 59,2 | | | +ABS |
| 19-2712 | | 01/99-10/04 | R | | | 29 | | | | 32 | | 129,2 | | | | | 59,2 | | | +ABS |
| 19-2747 | | -10/04 | R | | | 48 | | | | 32 | 65 | 128 | | | | | 58,9 | | | +ABS |
| 19-2764 | | 11/04- | R | | | | | | | 32 | 65 | 128 | | | | | 60 | | | +ABS |
| 1.4 (54 kW) Eng.KFV (TU3A) 11/02-10/06 | | | | | | | | | | | | | | | | | | | | |
| 19-2129 | | | F | | | | | | | 42 | 82 | | | | | | 36 | | | |
| 1.4 (55 kW) Eng.KFW (TU3A) (05.10-12.15), KFX (TU3JP) (06.96-), T 6/96-12/15 | | | | | | | | | | | | | | | | | | | | |
| 19-2129 | | | F | | | | | | | 42 | 82 | | | | | | 36 | | | |
| 19-2667 | | | R | | | | | | | 32 | | 128 | | | | | 59,2 | | | -ABS |
| 19-2683 | | -01/99 | R | | | 29 | | | | 32 | | 129,2 | | | | | 59,2 | | | +ABS |
| 19-2712 | | 01/99-10/04 | R | | | 29 | | | | 32 | | 129,2 | | | | | 59,2 | | | +ABS |
| 19-2747 | | -10/04 | R | | | 48 | | | | 32 | 65 | 128 | | | | | 58,9 | | | +ABS |
| 19-2764 | | 11/04- | R | | | | | | | 32 | 65 | 128 | | | | | 60 | | | +ABS |
| 1.4 BiFuel (55 kW) Eng.KFW (TU3JP) 4/03-10/06 | | | | | | | | | | | | | | | | | | | | |
| 19-2129 | | | F | | | | | | | 42 | 82 | | | | | | 36 | | | |
| 19-2667 | | | R | | | | | | | 32 | | 128 | | | | | 59,2 | | | -ABS |

PEUGEOT LCV

| METELLI ref | Spare Parts | | F/R | L/R | | ABS | A | B | C | D | E | F | G | H | I | L | M | Fig | NOTE |
|--|-------------|--------|-----|-----|--|-----|---|---|----|----|-------|---|---|---|---|------|---|-----|------|
| 19-2712 | | -10/04 | R | | | 29 | | | 32 | | 129,2 | | | | | 59,2 | | | +ABS |
| 19-2747 | | -10/04 | R | | | 48 | | | 32 | 65 | 128 | | | | | 58,9 | | | +ABS |
| 19-2764 | | 11/04- | R | | | | | | 32 | 65 | 128 | | | | | 60 | | | +ABS |
| 1.6 (80 kW) Eng.NFU (TU5JP4) 9/00-10/02 | | | | | | | | | | | | | | | | | | | |
| 19-2129 | | | F | | | | | | 42 | 82 | | | | | | 36 | | | |
| 1.6 Bioflex (80 kW) Eng.NFU (TU5JP4) 9/00-10/02 | | | | | | | | | | | | | | | | | | | |
| 19-2129 | | | F | | | | | | 42 | 82 | | | | | | 36 | | | |
| 1.6 HDi 75 (55 kW) Eng.9HK (DV6ETEDM) 8/05-7/08 | | | | | | | | | | | | | | | | | | | |
| 19-2297 | | | F | | | | | | 42 | 82 | | | | | | 36 | | | |
| 19-2776 | | | R | | | | | | 30 | 62 | | | | | | 51 | | | |
| 1.6 HDi 75 (55 kW) Eng.9HW (DV6BTED4) 8/05-7/08 | | | | | | | | | | | | | | | | | | | |
| 19-2129 | | | F | | | | | | 42 | 82 | | | | | | 36 | | | |
| 19-2667 | | | R | | | | | | 32 | | 128 | | | | | 59,2 | | | -ABS |
| 19-2764 | | | R | | | | | | 32 | 65 | 128 | | | | | 60 | | | +ABS |
| 1.6 HDi 90 (66 kW) Eng.9HX (DV6ATED4) 8/05-12/15 | | | | | | | | | | | | | | | | | | | |
| 19-2129 | | | F | | | | | | 42 | 82 | | | | | | 36 | | | |
| 19-2667 | | | R | | | | | | 32 | | 128 | | | | | 59,2 | | | -ABS |
| 19-2764 | | | R | | | | | | 32 | 65 | 128 | | | | | 60 | | | +ABS |
| 1.6 HDi 92 (68 kW) Eng.9HJ (DV6DTEDM), 9HP (DV6DTED) 11/09-12/10 | | | | | | | | | | | | | | | | | | | |
| 19-2129 | | | F | | | | | | 42 | 82 | | | | | | 36 | | | |
| 1.8 (66 kW) Eng.LFX (XU7JB) 3/97-8/00 | | | | | | | | | | | | | | | | | | | |
| 19-2129 | | | F | | | | | | 42 | 82 | | | | | | 36 | | | |
| 1.8 D (43 kW) Eng.A9A (XUD7) 6/96-12/02 | | | | | | | | | | | | | | | | | | | |
| 19-2129 | | | F | | | | | | 42 | 82 | | | | | | 36 | | | |
| 19-2667 | | | R | | | | | | 32 | | 128 | | | | | 59,2 | | | -ABS |
| 19-2683 | | -01/99 | R | | | 29 | | | 32 | | 129,2 | | | | | 59,2 | | | +ABS |
| 19-2712 | | 01/99- | R | | | 29 | | | 32 | | 129,2 | | | | | 59,2 | | | +ABS |
| 19-2747 | | | R | | | 48 | | | 32 | 65 | 128 | | | | | 58,9 | | | +ABS |
| 19-2764 | | | R | | | | | | 32 | 65 | 128 | | | | | 60 | | | +ABS |

PEUGEOT LCV

| METELLI ref | Spare Parts | | F/R | L/R | | ABS | A | B | C | D | E | F | G | H | I | L | M | Fig | NOTE |
|--|-------------|-------------|-----|-----|--|-----|---|---|----|----|-------|---|---|---|---|---|---|------|------|
| 1.8 D (44 kW) Eng.A9A (XUD7) 11/96-2/98 | | | | | | | | | | | | | | | | | | | |
| 19-2129 | | | F | | | | | | 42 | 82 | | | | | | | | 36 | |
| 1.9 D (50 kW) Eng.DJY (XUD9A) 6/96-12/98 | | | | | | | | | | | | | | | | | | | |
| 19-2129 | | | F | | | | | | 42 | 82 | | | | | | | | 36 | |
| 1.9 D (51 kW) Eng.DJY (XUD9A) 6/96-12/02 | | | | | | | | | | | | | | | | | | | |
| 19-2129 | | | F | | | | | | 42 | 82 | | | | | | | | 36 | |
| 19-2667 | | | R | | | | | | 32 | | 128 | | | | | | | 59,2 | -ABS |
| 19-2683 | | -01/99 | R | | | 29 | | | 32 | | 129,2 | | | | | | | 59,2 | +ABS |
| 19-2712 | | 01/99- | R | | | 29 | | | 32 | | 129,2 | | | | | | | 59,2 | +ABS |
| 19-2747 | | | R | | | 48 | | | 32 | 65 | 128 | | | | | | | 58,9 | +ABS |
| 19-2764 | | | R | | | | | | 32 | 65 | 128 | | | | | | | 60 | +ABS |
| 1.9 D (51 kW) Eng.WJY (DW8B), WJZ (DW8) (06.98-.) 6/96-12/15 | | | | | | | | | | | | | | | | | | | |
| 19-2129 | | | F | | | | | | 42 | 82 | | | | | | | | 36 | |
| 19-2667 | | | R | | | | | | 32 | | 128 | | | | | | | 59,2 | -ABS |
| 19-2683 | | -01/99 | R | | | 29 | | | 32 | | 129,2 | | | | | | | 59,2 | +ABS |
| 19-2712 | | 01/99-10/04 | R | | | 29 | | | 32 | | 129,2 | | | | | | | 59,2 | +ABS |
| 19-2747 | | -10/04 | R | | | 48 | | | 32 | 65 | 128 | | | | | | | 58,9 | +ABS |
| 19-2764 | | 11/04- | R | | | | | | 32 | 65 | 128 | | | | | | | 60 | +ABS |
| 1.9 D 4x4 (51 kW) Eng.WJY (DW8B) 4/04-7/11 | | | | | | | | | | | | | | | | | | | |
| 19-2129 | | | F | | | | | | 42 | 82 | | | | | | | | 36 | |
| 19-2667 | | | R | | | | | | 32 | | 128 | | | | | | | 59,2 | -ABS |
| 19-2712 | | -10/04 | R | | | 29 | | | 32 | | 129,2 | | | | | | | 59,2 | +ABS |
| 19-2747 | | -10/04 | R | | | 48 | | | 32 | 65 | 128 | | | | | | | 58,9 | +ABS |
| 19-2764 | | 11/04- | R | | | | | | 32 | 65 | 128 | | | | | | | 60 | +ABS |
| 2.0 HDi (66 kW) Eng.RHY (DW10TD) 4/00-7/08 | | | | | | | | | | | | | | | | | | | |
| 19-2129 | | | F | | | | | | 42 | 82 | | | | | | | | 36 | |
| 19-2667 | | | R | | | | | | 32 | | 128 | | | | | | | 59,2 | -ABS |
| 19-2712 | | -10/04 | R | | | 29 | | | 32 | | 129,2 | | | | | | | 59,2 | +ABS |
| 19-2747 | | -10/04 | R | | | 48 | | | 32 | 65 | 128 | | | | | | | 58,9 | +ABS |

PEUGEOT LCV

| METELLI ref | Spare Parts | | F/R | L/R | | ABS | A | B | C | D | E | F | G | H | I | L | M | Fig | NOTE |
|--|-------------|--------|-----|-----|--|-----|---|---|----|----|-------|---|---|---|---|------|---|-----|------|
| 19-2764 | | 11/04- | R | | | | | | 32 | 65 | 128 | | | | | 60 | | | +ABS |
| 2.0 HDi 4x4 (66 kW) Eng.RHY (DW10TD) 4/04-8/05 | | | | | | | | | | | | | | | | | | | |
| 19-2129 | | | F | | | | | | 42 | 82 | | | | | | 36 | | | |
| Electric (25 kW) Eng.ELSA18 6/96-12/02 | | | | | | | | | | | | | | | | | | | |
| 19-2129 | | | F | | | | | | 42 | 82 | | | | | | 36 | | | |
| 19-2667 | | | R | | | | | | 32 | | 128 | | | | | 59,2 | | | -ABS |
| 19-2683 | | -01/99 | R | | | 29 | | | 32 | | 129,2 | | | | | 59,2 | | | +ABS |
| 19-2712 | | 01/99- | R | | | 29 | | | 32 | | 129,2 | | | | | 59,2 | | | +ABS |
| 19-2747 | | | R | | | 48 | | | 32 | 65 | 128 | | | | | 58,9 | | | +ABS |

Partner II Platform/Chassis 1/09-1/70

1.6 HDi (55 kW) Eng.9HT (DV6BTED4) 1/09-1/70

| | | | | | | | | | | | | | | | | | | | |
|---------|--|--|---|--|--|--|--|--|----|----|--|--|--|--|--|----|--|--|--|
| 19-2297 | | | F | | | | | | 42 | 82 | | | | | | 36 | | | |
| 19-2776 | | | R | | | | | | 30 | 62 | | | | | | 51 | | | |

1.6 HDi (66 kW) Eng.9HF (DV6DTED) 3/13-1/70

| | | | | | | | | | | | | | | | | | | | |
|---------|--|--|---|--|--|--|--|--|----|----|--|--|--|--|--|----|--|--|--|
| 19-2297 | | | F | | | | | | 42 | 82 | | | | | | 36 | | | |
| 19-2776 | | | R | | | | | | 30 | 62 | | | | | | 51 | | | |

1.6 HDi 16V (66 kW) Eng.9HS (DV6TED4BU), 9HX (DV6ATED4) 1/09-1/70

| | | | | | | | | | | | | | | | | | | | |
|---------|--|--|---|--|--|--|--|--|----|----|--|--|--|--|--|----|--|--|--|
| 19-2297 | | | F | | | | | | 42 | 82 | | | | | | 36 | | | |
| 19-2776 | | | R | | | | | | 30 | 62 | | | | | | 51 | | | |

Partner II Van 4/08-1/70

1.2 THP (81 kW) Eng.HNZ (EB2DT) 2/16-1/70

| | | | | | | | | | | | | | | | | | | | |
|---------|--|--|---|--|--|--|--|--|----|----|--|--|--|--|--|----|--|--|--|
| 19-2297 | | | F | | | | | | 42 | 82 | | | | | | 36 | | | |
| 19-2776 | | | R | | | | | | 30 | 62 | | | | | | 51 | | | |

1.6 (66 kW) Eng.NFR (TU5JP4B) 4/08-1/70

| | | | | | | | | | | | | | | | | | | | |
|---------|--|--|---|--|--|--|--|--|----|----|--|--|--|--|--|----|--|--|--|
| 19-2297 | | | F | | | | | | 42 | 82 | | | | | | 36 | | | |
| 19-2776 | | | R | | | | | | 30 | 62 | | | | | | 51 | | | |

PEUGEOT LCV

| METELLI ref | Spare Parts | | F/R | L/R | | | ABS | A | B | C | D | E | F | G | H | I | L | M | Fig | NOTE |
|---|-------------|--|-----|-----|--|--|-----|---|---|----|----|---|---|---|---|---|---|---|-----|------|
| 1.6 (72 kW) Eng.5FK (EP6CB) 11/10-1/70 | | | | | | | | | | | | | | | | | | | | |
| 19-2297 | | | F | | | | | | | 42 | 82 | | | | | | | | 36 | |
| 19-2776 | | | R | | | | | | | 30 | 62 | | | | | | | | 51 | |
| 1.6 (80 kW) Eng.NFU (TU5JP4) 4/08-1/70 | | | | | | | | | | | | | | | | | | | | |
| 19-2297 | | | F | | | | | | | 42 | 82 | | | | | | | | 36 | |
| 19-2776 | | | R | | | | | | | 30 | 62 | | | | | | | | 51 | |
| 1.6 (88 kW) Eng.5FS (EP6C) 4/10-1/70 | | | | | | | | | | | | | | | | | | | | |
| 19-2297 | | | F | | | | | | | 42 | 82 | | | | | | | | 36 | |
| 19-2776 | | | R | | | | | | | 30 | 62 | | | | | | | | 51 | |
| 1.6 BlueHDi 100 (73 kW) Eng.BHY (DV6FD) 4/15-1/70 | | | | | | | | | | | | | | | | | | | | |
| 19-2297 | | | F | | | | | | | 42 | 82 | | | | | | | | 36 | |
| 19-2776 | | | R | | | | | | | 30 | 62 | | | | | | | | 51 | |
| 1.6 BlueHDi 120 (88 kW) Eng.BHZ (DV6FC) 4/15-1/70 | | | | | | | | | | | | | | | | | | | | |
| 19-2297 | | | F | | | | | | | 42 | 82 | | | | | | | | 36 | |
| 19-2776 | | | R | | | | | | | 30 | 62 | | | | | | | | 51 | |
| 1.6 HDi (55 kW) Eng.9HT (DV6BTED4), 9HT (DV6BUTED4), 9HW (DV6BTED4) 4/08-1/70 | | | | | | | | | | | | | | | | | | | | |
| 19-2297 | | | F | | | | | | | 42 | 82 | | | | | | | | 36 | |
| 19-2776 | | | R | | | | | | | 30 | 62 | | | | | | | | 51 | |
| 1.6 HDi (66 kW) Eng.9HF (DV6DTED) 12/11-1/70 | | | | | | | | | | | | | | | | | | | | |
| 19-2297 | | | F | | | | | | | 42 | 82 | | | | | | | | 36 | |
| 19-2776 | | | R | | | | | | | 30 | 62 | | | | | | | | 51 | |
| 1.6 HDi (80 kW) Eng.9HZ (DV6TED4) 4/08-1/70 | | | | | | | | | | | | | | | | | | | | |
| 19-2297 | | | F | | | | | | | 42 | 82 | | | | | | | | 36 | |
| 19-2776 | | | R | | | | | | | 30 | 62 | | | | | | | | 51 | |
| 1.6 HDi (84 kW) Eng.9HL (DV6C) 3/13-1/70 | | | | | | | | | | | | | | | | | | | | |
| 19-2297 | | | F | | | | | | | 42 | 82 | | | | | | | | 36 | |
| 19-2776 | | | R | | | | | | | 30 | 62 | | | | | | | | 51 | |
| 1.6 HDi / BlueHDi 75 (55 kW) Eng.9HK (DV6ETEDM), 9HN (DV6ETED), BHW (DV6FE) 7/11-1/70 | | | | | | | | | | | | | | | | | | | | |
| 19-2297 | | | F | | | | | | | 42 | 82 | | | | | | | | 36 | |

PEUGEOT LCV

| METELLI ref | Spare Parts | F/R | L/R | ABS | A | B | C | D | E | F | G | H | I | L | M | Fig | NOTE |
|--|-------------|-----|-----|-----|---|---|----|----|-----|---|---|---|---|-----|---|-----|------|
| 19-2776 | | R | | | | | 30 | 62 | | | | | | 51 | | | |
| 1.6 HDi 16V (66 kW) Eng.9HS (DV6TED4BU), 9HX (DV6AUTED4) 4/08-1/70 | | | | | | | | | | | | | | | | | |
| 19-2297 | | F | | | | | 42 | 82 | | | | | | 36 | | | |
| 19-2776 | | R | | | | | 30 | 62 | | | | | | 51 | | | |
| 1.6 HDi 16V (68 kW) Eng.9HX (DV6ATED4) 4/10-1/70 | | | | | | | | | | | | | | | | | |
| 19-8155 | | F | | | | | 42 | 80 | | | | | | 44 | | | |
| 1.6 HDi 16V 4x4 (66 kW) Eng.9HS (DV6TED4BU), 9HX (DV6ATED4), 9HX (DV6AUTED4) 4/12-1/70 | | | | | | | | | | | | | | | | | |
| 19-2297 | | F | | | | | 42 | 82 | | | | | | 36 | | | |
| 19-2776 | | R | | | | | 30 | 62 | | | | | | 51 | | | |
| 1.6 HDi 90 (68 kW) Eng.9HJ (DV6DTEDM), 9HP (DV6DTED) 4/10-1/70 | | | | | | | | | | | | | | | | | |
| 19-2297 | | F | | | | | 42 | 82 | | | | | | 36 | | | |
| 19-2776 | | R | | | | | 30 | 62 | | | | | | 51 | | | |
| lectrique (49 kW) Eng.Y4F1 6/13-1/70 | | | | | | | | | | | | | | | | | |
| 19-2297 | | F | | | | | 42 | 82 | | | | | | 36 | | | |
| 19-2776 | | R | | | | | 30 | 62 | | | | | | 51 | | | |
| Partner III Van (K9) 9/18-1/70 | | | | | | | | | | | | | | | | | |
| 1.2 PureTech 110 (81 kW) Eng.HNP (EB2ADT) 7/19-1/70 | | | | | | | | | | | | | | | | | |
| 19-8141 | | R | | | | | 65 | | 130 | | | | | 113 | | | |
| 19-8155 | | F | | | | | 42 | 80 | | | | | | 44 | | | |
| 1.2 PureTech 130 (96 kW) Eng.HNS (EB2ADTS) 7/19-1/70 | | | | | | | | | | | | | | | | | |
| 19-8141 | | R | | | | | 65 | | 130 | | | | | 113 | | | |
| 19-8155 | | F | | | | | 42 | 80 | | | | | | 44 | | | |
| 1.5 BlueHDi 100 (75 kW) Eng.YHY (DV5RD) 7/19-1/70 | | | | | | | | | | | | | | | | | |
| 19-8141 | | R | | | | | 65 | | 130 | | | | | 113 | | | |
| 19-8155 | | F | | | | | 42 | 80 | | | | | | 44 | | | |
| 1.5 BlueHDI 130 (96 kW) Eng.YHZ (DV5RC) 9/18-1/70 | | | | | | | | | | | | | | | | | |
| 19-8141 | | R | | | | | 65 | | 130 | | | | | 113 | | | |
| 19-8155 | | F | | | | | 42 | 80 | | | | | | 44 | | | |

PEUGEOT LCV

| METELLI ref | Spare Parts | | F/R | L/R | | | ABS | A | B | C | D | E | F | G | H | I | L | M | Fig | NOTE | |
|---|-------------|--|-----|-----|--|--|-----|---|---|----|----|-----|---|---|---|---|---|---|-----|------|--|
| 1.5 BlueHDI 130 4x4 (96 kW) Eng.YHZ (DV5RC) 9/18-1/70 | | | | | | | | | | | | | | | | | | | | | |
| 19-8141 | | | R | | | | | | | 65 | | 130 | | | | | | | 113 | | |
| 19-8155 | | | F | | | | | | | 42 | 80 | | | | | | | | 44 | | |
| 1.5 BlueHdi 75 (55 kW) Eng.YHW (DV5RE) 7/19-1/70 | | | | | | | | | | | | | | | | | | | | | |
| 19-8141 | | | R | | | | | | | 65 | | 130 | | | | | | | 113 | | |
| 19-8155 | | | F | | | | | | | 42 | 80 | | | | | | | | 44 | | |
| 1.6 BlueHDI 100 (73 kW) Eng.BHY (DV6FD) 9/18-1/70 | | | | | | | | | | | | | | | | | | | | | |
| 19-8141 | | | R | | | | | | | 65 | | 130 | | | | | | | 113 | | |
| 1.6 BlueHDI 75 (55 kW) Eng.BHW (DV6FE) 9/18-1/70 | | | | | | | | | | | | | | | | | | | | | |
| 19-8141 | | | R | | | | | | | 65 | | 130 | | | | | | | 113 | | |
| 19-8155 | | | F | | | | | | | 42 | 80 | | | | | | | | 44 | | |
| 1.6 HDi 92 (68 kW) Eng.9HP (DV6DTED) 9/18-1/70 | | | | | | | | | | | | | | | | | | | | | |
| 19-8141 | | | R | | | | | | | 65 | | 130 | | | | | | | 113 | | |
| 19-8155 | | | F | | | | | | | 42 | 80 | | | | | | | | 44 | | |
| e-Partner (100 kW) Eng.ZKX (ZK01) 7/21-1/70 | | | | | | | | | | | | | | | | | | | | | |
| 19-8141 | | | R | | | | | | | 65 | | 130 | | | | | | | 113 | | |
| 19-8155 | | | F | | | | | | | 42 | 80 | | | | | | | | 44 | | |
| Partner Origin Van (G_) 8/08-12/15 | | | | | | | | | | | | | | | | | | | | | |
| 1.4 (55 kW) Eng.KFW (TU3JP) 8/08-12/15 | | | | | | | | | | | | | | | | | | | | | |
| 19-2129 | | | F | | | | | | | 42 | 82 | | | | | | | | 36 | | |
| 1.6 (81 kW) Eng.NFU (TU5JP4) 9/11-12/15 | | | | | | | | | | | | | | | | | | | | | |
| 19-2129 | | | F | | | | | | | 42 | 82 | | | | | | | | 36 | | |
| 1.6 HDi 75 (55 kW) Eng.9HW (DV6BTED4) 8/08-12/15 | | | | | | | | | | | | | | | | | | | | | |
| 19-2129 | | | F | | | | | | | 42 | 82 | | | | | | | | 36 | | |
| 1.6 HDi 90 (66 kW) Eng.9HX (DV6ATED4) 8/08-12/15 | | | | | | | | | | | | | | | | | | | | | |
| 19-2129 | | | F | | | | | | | 42 | 82 | | | | | | | | 36 | | |
| 1.9 D (51 kW) Eng.WJY (DW8B) 8/08-12/15 | | | | | | | | | | | | | | | | | | | | | |
| 19-2129 | | | F | | | | | | | 42 | 82 | | | | | | | | 36 | | |

PORSCHE

| METELLI ref | Spare Parts | | F/R | L/R | | | ABS | A | B | C | D | E | F | G | H | I | L | M | Fig | NOTE |
|--|-------------|--------|-----|-----|--|--|-----|---|---|-------|-------|---|---|---|---|---|---|-------|-----|------|
| 911 I 1/63-11/90 | | | | | | | | | | | | | | | | | | | | |
| 2.0 L (96 kW) Eng.901.05, 901.06, 901.07, 901.14, 901.17 8/67-12/68 | | | | | | | | | | | | | | | | | | | | |
| 19-2160 | | | F | | | | | | | 17,46 | 59,13 | | | | | | | 16,76 | | |
| 2.0 L (110 kW) Eng.- 8/67-11/68 | | | | | | | | | | | | | | | | | | | | |
| 19-2160 | | | F | | | | | | | 17,46 | 59,13 | | | | | | | 16,76 | | |
| 2.0 T (81 kW) Eng.901.03, 901.13 8/68-2/72 | | | | | | | | | | | | | | | | | | | | |
| 19-2160 | | | F | | | | | | | 17,46 | 59,13 | | | | | | | 16,76 | | |
| 2.2 T (92 kW) Eng.911.03, 911.06, 911.07, 911.08 1/70-12/72 | | | | | | | | | | | | | | | | | | | | |
| 19-2160 | | | F | | | | | | | 17,46 | 59,13 | | | | | | | 16,76 | | |
| 2.3 E (121 kW) Eng.911.52, 911.62 8/71-12/73 | | | | | | | | | | | | | | | | | | | | |
| 19-2160 | | | F | | | | | | | 17,46 | 59,13 | | | | | | | 16,76 | | |
| 2.3 S (140 kW) Eng.911.53, 911.63 8/71-8/73 | | | | | | | | | | | | | | | | | | | | |
| 19-2160 | | | F | | | | | | | 17,46 | 59,13 | | | | | | | 16,76 | | |
| 2.3 T (96 kW) Eng.911.57, 911.67 1/72-12/73 | | | | | | | | | | | | | | | | | | | | |
| 19-2160 | | | F | | | | | | | 17,46 | 59,13 | | | | | | | 16,76 | | |
| 2.3 T (103 kW) Eng.911.51, 911.61, 911.91, 911.96 8/71-12/73 | | | | | | | | | | | | | | | | | | | | |
| 19-2160 | | | F | | | | | | | 17,46 | 59,13 | | | | | | | 16,76 | | |
| 2.7 (110 kW) Eng.911.41, 911.46, 911.92, 911.97 9/73-8/75 | | | | | | | | | | | | | | | | | | | | |
| 19-2160 | | | F | | | | | | | 17,46 | 59,13 | | | | | | | 16,76 | | |
| 2.7 (121 kW) Eng.911.43, 911.48, 911.81, 911.82, 911.84, 911.85, 91 9/75-6/77 | | | | | | | | | | | | | | | | | | | | |
| 19-2160 | | | F | | | | | | | 17,46 | 59,13 | | | | | | | 16,76 | | |
| 2.7 S Carrera (129 kW) Eng.911.42, 911.47, 911.93, 911.98 8/73-1/76 | | | | | | | | | | | | | | | | | | | | |
| 19-2160 | | | F | | | | | | | 17,46 | 59,13 | | | | | | | 16,76 | | |
| 2.7 SC Carrera RS (154 kW) Eng.911.83 8/72-1/79 | | | | | | | | | | | | | | | | | | | | |
| 19-2160 | | | F | | | | | | | 17,46 | 59,13 | | | | | | | 16,76 | | |
| 3.0 SC Carrera (132 kW) Eng.930.03, 930.13 7/77-6/80 | | | | | | | | | | | | | | | | | | | | |
| 19-2160 | | -12/79 | F | | | | | | | 17,46 | 59,13 | | | | | | | 16,76 | | |

PORSCHE

| METELLI ref | Spare Parts | | F/R | L/R | | | ABS | A | B | C | D | E | F | G | H | I | L | M | Fig | NOTE |
|---|-------------|--------|-----|-----|--|--|-----|---|---|-------|-------|---|---|---|---|---|---|-------|-----|------|
| 3.0 SC Carrera (138 kW) Eng.930.09, 930.19 9/79-6/80 | | | | | | | | | | | | | | | | | | | | |
| 19-2160 | | -12/79 | F | | | | | | | 17,46 | 59,13 | | | | | | | 16,76 | | |
| 3.0 SC Carrera (147 kW) Eng.930.02, 930.12 9/75-6/77 | | | | | | | | | | | | | | | | | | | | |
| 19-2160 | | | F | | | | | | | 17,46 | 59,13 | | | | | | | 16,76 | | |
| 3.0 SC Carrera (154 kW) Eng.930.12 3/74-10/83 | | | | | | | | | | | | | | | | | | | | |
| 19-2160 | | -12/79 | F | | | | | | | 17,46 | 59,13 | | | | | | | 16,76 | | |
| 3.0 Turbo (191 kW) Eng.930.50, 930.52 1/75-12/77 | | | | | | | | | | | | | | | | | | | | |
| 19-2160 | | | F | | | | | | | 17,46 | 59,13 | | | | | | | 16,76 | | |
| 3.3 SC Turbo (221 kW) Eng.930.60, 930.66 9/77-6/87 | | | | | | | | | | | | | | | | | | | | |
| 19-2160 | | -12/79 | F | | | | | | | 17,46 | 59,13 | | | | | | | 16,76 | | |
| 911 I Targa 7/66-11/90 | | | | | | | | | | | | | | | | | | | | |
| 2.0 E (103 kW) Eng.901.09, 901.11 9/68-2/72 | | | | | | | | | | | | | | | | | | | | |
| 19-2160 | | | F | | | | | | | 17,46 | 59,13 | | | | | | | 16,76 | | |
| 2.0 L (96 kW) Eng.901.05 (11.64-08.67), 901.06, 901.07, 901.14, 901. 1/67-11/68 | | | | | | | | | | | | | | | | | | | | |
| 19-2160 | | | F | | | | | | | 17,46 | 59,13 | | | | | | | 16,76 | | |
| 2.0 L (110 kW) Eng.- 8/67-11/68 | | | | | | | | | | | | | | | | | | | | |
| 19-2160 | | | F | | | | | | | 17,46 | 59,13 | | | | | | | 16,76 | | |
| 2.0 S (118 kW) Eng.901.02 (07.66-11.68), 901.08 7/66-11/68 | | | | | | | | | | | | | | | | | | | | |
| 19-2160 | | | F | | | | | | | 17,46 | 59,13 | | | | | | | 16,76 | | |
| 2.0 S (125 kW) Eng.901.10 (07.66-02.72) 7/66-2/72 | | | | | | | | | | | | | | | | | | | | |
| 19-2160 | | | F | | | | | | | 17,46 | 59,13 | | | | | | | 16,76 | | |
| 2.0 T (81 kW) Eng.901.03, 901.13 6/67-2/72 | | | | | | | | | | | | | | | | | | | | |
| 19-2160 | | | F | | | | | | | 17,46 | 59,13 | | | | | | | 16,76 | | |
| 2.2 E (114 kW) Eng.911.01, 911.04 9/69-2/72 | | | | | | | | | | | | | | | | | | | | |
| 19-2160 | | | F | | | | | | | 17,46 | 59,13 | | | | | | | 16,76 | | |
| 2.2 S (132 kW) Eng.911.02 9/69-2/72 | | | | | | | | | | | | | | | | | | | | |
| 19-2160 | | | F | | | | | | | 17,46 | 59,13 | | | | | | | 16,76 | | |

PORSCHE

| METELLI ref | Spare Parts | F/R | L/R | ABS | A | B | C | D | E | F | G | H | I | L | M | Fig | NOTE |
|--|-------------|-----|-----|-----|---|---|-------|-------|---|---|---|---|---|-------|---|-----|------|
| 2.2 T (92 kW) Eng.911.06 1/70-12/72 | | | | | | | | | | | | | | | | | |
| 19-2160 | | F | | | | | 17,46 | 59,13 | | | | | | 16,76 | | | |
| 2.3 E (121 kW) Eng.911.52, 911.62 8/71-12/73 | | | | | | | | | | | | | | | | | |
| 19-2160 | | F | | | | | 17,46 | 59,13 | | | | | | 16,76 | | | |
| 2.3 S (140 kW) Eng.911.53, 911.63 9/71-8/73 | | | | | | | | | | | | | | | | | |
| 19-2160 | | F | | | | | 17,46 | 59,13 | | | | | | 16,76 | | | |
| 2.3 T (96 kW) Eng.911.57, 911.67 1/72-12/73 | | | | | | | | | | | | | | | | | |
| 19-2160 | | F | | | | | 17,46 | 59,13 | | | | | | 16,76 | | | |
| 2.7 (110 kW) Eng.911.41, 911.46, 911.92, 911.97 9/73-8/75 | | | | | | | | | | | | | | | | | |
| 19-2160 | | F | | | | | 17,46 | 59,13 | | | | | | 16,76 | | | |
| 2.7 (121 kW) Eng.911.43, 911.48, 911.81, 911.82, 911.84, 911.85, 91 9/75-6/77 | | | | | | | | | | | | | | | | | |
| 19-2160 | | F | | | | | 17,46 | 59,13 | | | | | | 16,76 | | | |
| 2.7 S (129 kW) Eng.911.42, 911.47, 911.93, 911.98 8/73-1/76 | | | | | | | | | | | | | | | | | |
| 19-2160 | | F | | | | | 17,46 | 59,13 | | | | | | 16,76 | | | |
| 2.7 SC Carrera RS (154 kW) Eng.911.83 8/72-1/79 | | | | | | | | | | | | | | | | | |
| 19-2160 | | F | | | | | 17,46 | 59,13 | | | | | | 16,76 | | | |
| 3.0 SC Carrera (132 kW) Eng.930.03, 930.13 7/77-6/80 | | | | | | | | | | | | | | | | | |
| 19-2160 | -12/79 | F | | | | | 17,46 | 59,13 | | | | | | 16,76 | | | |
| 3.0 SC Carrera (138 kW) Eng.930.09, 930.19 9/79-6/80 | | | | | | | | | | | | | | | | | |
| 19-2160 | -12/79 | F | | | | | 17,46 | 59,13 | | | | | | 16,76 | | | |
| 3.0 SC Carrera (147 kW) Eng.930.02, 930.12 9/75-6/77 | | | | | | | | | | | | | | | | | |
| 19-2160 | | F | | | | | 17,46 | 59,13 | | | | | | 16,76 | | | |
| 912 1/65-12/69 | | | | | | | | | | | | | | | | | |
| 1.6 (66 kW) Eng.616.36, 616.39, 616.40 1/65-12/69 | | | | | | | | | | | | | | | | | |
| 19-2160 | | F | | | | | 17,46 | 59,13 | | | | | | 16,76 | | | |

PORSCHE

| METELLI ref | Spare Parts | | F/R | L/R | | | ABS | A | B | C | D | E | F | G | H | I | L | M | Fig | NOTE |
|---|-------------|--|-----|-----|--|--|-----|---|---|-------|-------|---|---|---|---|---|---|-------|-----|------|
| 912 Targa 3/65-2/70 | | | | | | | | | | | | | | | | | | | | |
| 1.6 (66 kW) Eng.616.36, 616.39, 616.40 3/65-2/70 | | | | | | | | | | | | | | | | | | | | |
| 19-2160 | | | F | | | | | | | 17,46 | 59,13 | | | | | | | 16,76 | | |
| 914 1/69-2/76 | | | | | | | | | | | | | | | | | | | | |
| 1.7 (59 kW) Eng.W 1/69-12/73 | | | | | | | | | | | | | | | | | | | | |
| 19-2160 | | | F | | | | | | | 17,46 | 59,13 | | | | | | | 16,76 | | |
| 1.8 (63 kW) Eng.AN 8/73-2/76 | | | | | | | | | | | | | | | | | | | | |
| 19-2160 | | | F | | | | | | | 17,46 | 59,13 | | | | | | | 16,76 | | |
| 2.0 (74 kW) Eng.GB 1/72-12/75 | | | | | | | | | | | | | | | | | | | | |
| 19-2160 | | | F | | | | | | | 17,46 | 59,13 | | | | | | | 16,76 | | |
| 2.0 (81 kW) Eng.901.36, 901.37 11/69-12/73 | | | | | | | | | | | | | | | | | | | | |
| 19-2160 | | | F | | | | | | | 17,46 | 59,13 | | | | | | | 16,76 | | |
| 924 11/75-8/89 | | | | | | | | | | | | | | | | | | | | |
| 2.0 (92 kW) Eng.XJ, XK 11/75-8/89 | | | | | | | | | | | | | | | | | | | | |
| 19-2500 | | | F | | | | | | | 17,46 | 50,29 | | | | | | | 14,73 | | |
| Cayenne I (9PA) 9/02-9/10 | | | | | | | | | | | | | | | | | | | | |
| 3.0 TDI (176 kW) Eng.M 05.9D 2/09-9/10 | | | | | | | | | | | | | | | | | | | | |
| 19-2355 | | | F/R | | | | | | | 51 | 96 | | | | | | | 50 | | |
| 3.2 (184 kW) Eng.M02.2Y 10/03-9/07 | | | | | | | | | | | | | | | | | | | | |
| 19-2355 | | | F/R | | | | | | | 51 | 96 | | | | | | | 50 | | |
| 3.6 (213 kW) Eng.M 55.01 2/07-9/10 | | | | | | | | | | | | | | | | | | | | |
| 19-2355 | | | F/R | | | | | | | 51 | 96 | | | | | | | 50 | | |
| GTS 4.8 (298 kW) Eng.M 48.01 10/07-9/10 | | | | | | | | | | | | | | | | | | | | |
| 19-2355 | | | F/R | | | | | | | 51 | 96 | | | | | | | 50 | | |

PORSCHE

| METELLI ref | Spare Parts | | F/R | L/R | | | ABS | A | B | C | D | E | F | G | H | I | L | M | Fig | NOTE |
|--|-------------|--|-----|-----|--|--|-----|---|---|----|-----|-------|---|---|---|---|------|---|-----|------|
| S 4.5 (250 kW) Eng.M 48.00 9/02-9/07 | | | | | | | | | | | | | | | | | | | | |
| 19-2355 | | | F/R | | | | | | | 51 | 96 | | | | | | 50 | | | |
| S 4.8 (283 kW) Eng.M 48.01 2/07-9/10 | | | | | | | | | | | | | | | | | | | | |
| 19-2355 | | | F/R | | | | | | | 51 | 96 | | | | | | 50 | | | |
| Turbo 4.5 (331 kW) Eng.M 48.50 9/02-9/07 | | | | | | | | | | | | | | | | | | | | |
| 19-2355 | | | F/R | | | | | | | 51 | 96 | | | | | | 50 | | | |
| Turbo S 4.5 (368 kW) Eng.M 48.50S 1/04-9/07 | | | | | | | | | | | | | | | | | | | | |
| 19-2355 | | | F/R | | | | | | | 51 | 96 | | | | | | 50 | | | |
| Turbo S 4.5 (383 kW) Eng.M 48.50T 3/06-9/07 | | | | | | | | | | | | | | | | | | | | |
| 19-2355 | | | F/R | | | | | | | 51 | 96 | | | | | | 50 | | | |
| Turbo S 4.8 (368 kW) Eng.M 48.51 2/07-9/10 | | | | | | | | | | | | | | | | | | | | |
| 19-2355 | | | F/R | | | | | | | 51 | 96 | | | | | | 50 | | | |
| Turbo S 4.8 (397 kW) Eng.M 48.51 2/07-9/10 | | | | | | | | | | | | | | | | | | | | |
| 19-2355 | | | F/R | | | | | | | 51 | 96 | | | | | | 50 | | | |
| Turbo S 4.8 (404 kW) Eng.M 48.51 8/08-9/10 | | | | | | | | | | | | | | | | | | | | |
| 19-2355 | | | F/R | | | | | | | 51 | 96 | | | | | | 50 | | | |
| Macan (95B) 2/14-1/70 | | | | | | | | | | | | | | | | | | | | |
| 2.0 (174 kW) Eng.CNCC (05.14-09.18), CYNA (05.14-09.18), MCN.CC (05 5/14-9/18 | | | | | | | | | | | | | | | | | | | | |
| 19-2779 | | | F/R | | | | | | | 61 | 100 | 151,5 | | | | | 40,5 | | | |
| 2.0 (180 kW) Eng.DKNA 5/18-1/70 | | | | | | | | | | | | | | | | | | | | |
| 19-2779 | | | F/R | | | | | | | 61 | 100 | 151,5 | | | | | 40,5 | | | |
| 2.0 (185 kW) Eng.CYNB (05.15-09.18), CYPA (05.15-09.18), DLHB (05.1 5/15-1/70 | | | | | | | | | | | | | | | | | | | | |
| 19-2779 | | | F/R | | | | | | | 61 | 100 | 151,5 | | | | | 40,5 | | | |
| 2.9 Turbo AWD (324 kW) Eng.DGR, DGRC 5/18-1/70 | | | | | | | | | | | | | | | | | | | | |
| 19-2779 | | | F/R | | | | | | | 61 | 100 | 151,5 | | | | | 40,5 | | | |
| 3.0 GTS (265 kW) Eng.MDC.NA 10/15-9/18 | | | | | | | | | | | | | | | | | | | | |
| 19-2779 | | | F/R | | | | | | | 61 | 100 | 151,5 | | | | | 40,5 | | | |

PORSCHE

| METELLI ref | Spare Parts | | F/R | L/R | | | ABS | A | B | C | D | E | F | G | H | I | L | M | Fig | NOTE |
|---|-------------|--|-----|-----|--|--|-----|---|---|----|-----|-------|---|---|---|---|------|---|-----|------|
| 3.0 S (250 kW) Eng.MCT.MA 2/14-9/18 | | | | | | | | | | | | | | | | | | | | |
| 19-2779 | | | F/R | | | | | | | 61 | 100 | 151,5 | | | | | 40,5 | | | |
| 3.0 S (260 kW) Eng.DLZB 5/18-1/70 | | | | | | | | | | | | | | | | | | | | |
| 19-2779 | | | F/R | | | | | | | 61 | 100 | 151,5 | | | | | 40,5 | | | |
| 3.0 S Diesel (155 kW) Eng.MCT.BB 2/14-9/18 | | | | | | | | | | | | | | | | | | | | |
| 19-2779 | | | F/R | | | | | | | 61 | 100 | 151,5 | | | | | 40,5 | | | |
| 3.0 S Diesel (180 kW) Eng.MCD.UD 2/14-9/18 | | | | | | | | | | | | | | | | | | | | |
| 19-2779 | | | F/R | | | | | | | 61 | 100 | 151,5 | | | | | 40,5 | | | |
| 3.0 S Diesel (184 kW) Eng.MCT.BC 2/14-9/18 | | | | | | | | | | | | | | | | | | | | |
| 19-2779 | | | F/R | | | | | | | 61 | 100 | 151,5 | | | | | 40,5 | | | |
| 3.0 S Diesel (190 kW) Eng.MCT.BA 2/14-9/18 | | | | | | | | | | | | | | | | | | | | |
| 19-2779 | | | F/R | | | | | | | 61 | 100 | 151,5 | | | | | 40,5 | | | |
| 3.6 Turbo (294 kW) Eng.MCT.LA 2/14-9/18 | | | | | | | | | | | | | | | | | | | | |
| 19-2779 | | | F/R | | | | | | | 61 | 100 | 151,5 | | | | | 40,5 | | | |
| 3.6 Turbo (324 kW) Eng.MDH.KA 9/16-1/70 | | | | | | | | | | | | | | | | | | | | |
| 19-2779 | | | F/R | | | | | | | 61 | 100 | 151,5 | | | | | 40,5 | | | |

PROTON

Persona 300 (C9_M)/ Satria 3/96-7/04

313i (55 kW) Eng.G 13 B 3/96-1/00

| | | | | | | | | | | | | | | | | | | | | |
|---------|--|--|---|--|--|--|--|--|--|----|----|--|--|--|--|--|----|----|--|------|
| 19-7071 | | | F | | | | | | | 40 | 74 | | | | | | 34 | 36 | | -ABS |
|---------|--|--|---|--|--|--|--|--|--|----|----|--|--|--|--|--|----|----|--|------|

315 GLI/GLSi (66 kW) Eng.4 G 15 M 3/96-7/00

| | | | | | | | | | | | | | | | | | | | | |
|---------|--|--|---|--|--|--|--|--|--|----|----|--|--|--|--|--|----|----|--|------|
| 19-7071 | | | F | | | | | | | 40 | 74 | | | | | | 34 | 36 | | -ABS |
|---------|--|--|---|--|--|--|--|--|--|----|----|--|--|--|--|--|----|----|--|------|

315 GLSi (64 kW) Eng.G 15 B 9/96-7/00

| | | | | | | | | | | | | | | | | | | | | |
|---------|--|--|---|--|--|--|--|--|--|----|----|--|--|--|--|--|----|----|--|------|
| 19-7071 | | | F | | | | | | | 40 | 74 | | | | | | 34 | 36 | | -ABS |
|---------|--|--|---|--|--|--|--|--|--|----|----|--|--|--|--|--|----|----|--|------|

316 (70 kW) Eng.4 G 92 3/96-7/04

| | | | | | | | | | | | | | | | | | | | | |
|---------|--|--|---|--|--|--|--|--|--|----|----|--|--|--|--|--|----|----|--|------|
| 19-7071 | | | F | | | | | | | 40 | 74 | | | | | | 34 | 36 | | -ABS |
|---------|--|--|---|--|--|--|--|--|--|----|----|--|--|--|--|--|----|----|--|------|

PROTON

| METELLI ref | Spare Parts | | F/R | L/R | | | ABS | A | B | C | D | E | F | G | H | I | L | M | Fig | NOTE |
|---|-------------|--|-----|-----|--|--|-----|---|---|----|----|---|---|---|---|----|----|---|-----|------|
| 316 GLXi (83 kW) Eng.4 G 92 3/96-7/00 | | | | | | | | | | | | | | | | | | | | |
| 19-7071 | | | F | | | | | | | 40 | 74 | | | | | 34 | 36 | | | -ABS |
| 318 16V GTI (99 kW) Eng.4 G 93 (DOHC) 3/96-7/00 | | | | | | | | | | | | | | | | | | | | |
| 19-7071 | | | F | | | | | | | 40 | 74 | | | | | 34 | 36 | | | -ABS |
| Persona 400 (C9_S)/ Wira 1/94-6/03 | | | | | | | | | | | | | | | | | | | | |
| 1.8 (99 kW) Eng.4 G 93 (DOHC) 8/00-12/01 | | | | | | | | | | | | | | | | | | | | |
| 19-7071 | | | F | | | | | | | 40 | 74 | | | | | 34 | 36 | | | -ABS |
| 413 (55 kW) Eng.4G13- P 1/94-6/03 | | | | | | | | | | | | | | | | | | | | |
| 19-7071 | | | F | | | | | | | 40 | 74 | | | | | 34 | 36 | | | -ABS |
| 415 GLi/GLSi (66 kW) Eng.4 G 15 1/94-7/00 | | | | | | | | | | | | | | | | | | | | |
| 19-7071 | | | F | | | | | | | 40 | 74 | | | | | 34 | 36 | | | -ABS |
| 416 (70 kW) Eng.4 G 92 8/00-2/02 | | | | | | | | | | | | | | | | | | | | |
| 19-7071 | | | F | | | | | | | 40 | 74 | | | | | 34 | 36 | | | -ABS |
| 416 GLXi (83 kW) Eng.4 G 92 1/94-7/00 | | | | | | | | | | | | | | | | | | | | |
| 19-7071 | | | F | | | | | | | 40 | 74 | | | | | 34 | 36 | | | -ABS |
| 418 (85 kW) Eng.4 G 93 (DOHC) 5/96-7/00 | | | | | | | | | | | | | | | | | | | | |
| 19-7071 | | | F | | | | | | | 40 | 74 | | | | | 34 | 36 | | | -ABS |
| 420 GLS D (48 kW) Eng.4 D 68 5/96-4/99 | | | | | | | | | | | | | | | | | | | | |
| 19-7071 | | | F | | | | | | | 40 | 74 | | | | | 34 | 36 | | | -ABS |
| 420 TD (60 kW) Eng.4 D 68 T 9/96-7/00 | | | | | | | | | | | | | | | | | | | | |
| 19-7071 | | | F | | | | | | | 40 | 74 | | | | | 34 | 36 | | | -ABS |
| Persona 400 Hatchback (C9_C, C9_S) 1/94-2/08 | | | | | | | | | | | | | | | | | | | | |
| 1.5 (67 kW) Eng.4 G 15 M 10/05-2/08 | | | | | | | | | | | | | | | | | | | | |
| 19-7071 | | | F | | | | | | | 40 | 74 | | | | | 34 | 36 | | | -ABS |
| 1.8 (99 kW) Eng.4 G 93 (DOHC) 8/00-12/01 | | | | | | | | | | | | | | | | | | | | |
| 19-7071 | | | F | | | | | | | 40 | 74 | | | | | 34 | 36 | | | -ABS |

PROTON

| METELLI ref | Spare Parts | | F/R | L/R | | | ABS | A | B | C | D | E | F | G | H | I | L | M | Fig | NOTE |
|--|-------------|--|-----|-----|--|--|-----|---|---|----|----|---|---|---|---|----|----|---|-----|------|
| 413 GLSi (55 kW) Eng.4G13 1/94-1/00 | | | | | | | | | | | | | | | | | | | | |
| 19-7071 | | | F | | | | | | | 40 | 74 | | | | | 34 | 36 | | | -ABS |
| 415 GLi/GLSi (66 kW) Eng.4 G 15 1/94-7/00 | | | | | | | | | | | | | | | | | | | | |
| 19-7071 | | | F | | | | | | | 40 | 74 | | | | | 34 | 36 | | | -ABS |
| 416 GLXi (83 kW) Eng.4 G 92 1/94-7/00 | | | | | | | | | | | | | | | | | | | | |
| 19-7071 | | | F | | | | | | | 40 | 74 | | | | | 34 | 36 | | | -ABS |
| 416 i (70 kW) Eng.4 G 92 12/95-7/00 | | | | | | | | | | | | | | | | | | | | |
| 19-7071 | | | F | | | | | | | 40 | 74 | | | | | 34 | 36 | | | -ABS |
| 418 GLXi (85 kW) Eng.4 G 93 (DOHC) 5/96-7/00 | | | | | | | | | | | | | | | | | | | | |
| 19-7071 | | | F | | | | | | | 40 | 74 | | | | | 34 | 36 | | | -ABS |
| 420 D (60 kW) Eng.4 D 68 T 9/96-7/00 | | | | | | | | | | | | | | | | | | | | |
| 19-7071 | | | F | | | | | | | 40 | 74 | | | | | 34 | 36 | | | -ABS |
| 420 GLS D (48 kW) Eng.4 D 68 5/96-4/99 | | | | | | | | | | | | | | | | | | | | |
| 19-7071 | | | F | | | | | | | 40 | 74 | | | | | 34 | 36 | | | -ABS |

RENAULT

11 (B/C37_) 3/83-12/90

1.1 (B/C371) (35 kW) Eng.C1E 715 (03.83-06.86), C1E 720 (03.83-06.86) 3/83-6/86

| | | | | | | | | | | | | | | | | | | | | |
|---------|--|--|---|--|--|--|--|--|--|----|----|--|--|--|--|--|----|--|--|--|
| 19-2196 | | | F | | | | | | | 35 | 65 | | | | | | 35 | | | |
| 19-2665 | | | R | | | | | | | 25 | 52 | | | | | | 37 | | | |

1.2 (B37S, C375) (40 kW) Eng.C1G 700 (10.84-12.88), C1G 710 (10.84-12.88) 10/84-12/88

| | | | | | | | | | | | | | | | | | | | | |
|---------|--|--|---|--|--|--|--|--|--|----|----|--|--|--|--|--|----|--|--|--|
| 19-2196 | | | F | | | | | | | 35 | 65 | | | | | | 35 | | | |
| 19-2665 | | | R | | | | | | | 25 | 52 | | | | | | 37 | | | |

1.4 (43 kW) Eng.C2J 720 7/86-10/87

| | | | | | | | | | | | | | | | | | | | | |
|---------|--|--|---|--|--|--|--|--|--|----|----|--|--|--|--|--|----|--|--|--|
| 19-2665 | | | R | | | | | | | 25 | 52 | | | | | | 37 | | | |
|---------|--|--|---|--|--|--|--|--|--|----|----|--|--|--|--|--|----|--|--|--|

1.4 (B/C372, B/C37C) (44 kW) Eng.C1J 715 (03.83-12.88), C2J 730 (10.86-12.88) 3/83-12/88

| | | | | | | | | | | | | | | | | | | | | |
|---------|--|--|---|--|--|--|--|--|--|----|----|--|--|--|--|--|----|--|--|--|
| 19-2196 | | | F | | | | | | | 35 | 65 | | | | | | 35 | | | |
| 19-2665 | | | R | | | | | | | 25 | 52 | | | | | | 37 | | | |

RENAULT

| METELLI ref | Spare Parts | | F/R | L/R | | | ABS | A | B | C | D | E | F | G | H | I | L | M | Fig | NOTE |
|---|-------------|--------|-----|-----|--|--|-----|---|---|----|----|---|---|---|---|---|---|---|-----|------|
| 1.4 (B/C373, B/C37R) (49 kW) Eng.C2J 720 (10.86-11.87), C2J 766 (10.84-12.88), C2J 3/83-12/88 | | | | | | | | | | | | | | | | | | | | |
| 19-2196 | | | F | | | | | | | 35 | 65 | | | | | | | | 35 | |
| 19-2665 | | | R | | | | | | | 25 | 52 | | | | | | | | 37 | |
| 1.4 (B/C373) (50 kW) Eng.C2J 718 (03.83-12.85), C2J 757 (03.83-12.84) 3/83-12/85 | | | | | | | | | | | | | | | | | | | | |
| 19-2196 | | | F | | | | | | | 35 | 65 | | | | | | | | 35 | |
| 19-2665 | | | R | | | | | | | 25 | 52 | | | | | | | | 37 | |
| 1.4 (B/C373) (53 kW) Eng.C2J 717 (05.83-12.85), C2J 755 (05.83-12.84) 5/83-12/85 | | | | | | | | | | | | | | | | | | | | |
| 19-2196 | | | F | | | | | | | 35 | 65 | | | | | | | | 35 | |
| 19-2665 | | | R | | | | | | | 25 | 52 | | | | | | | | 37 | |
| 1.4 Turbo (87 kW) Eng.C1J 764 2/84-6/86 | | | | | | | | | | | | | | | | | | | | |
| 19-2665 | | | R | | | | | | | 25 | 52 | | | | | | | | 37 | |
| 1.4 Turbo (B/C375) (77 kW) Eng.C1J 760 (04.84-12.86), C1J 764 (04.84-12.86) 4/84-12/86 | | | | | | | | | | | | | | | | | | | | |
| 19-2196 | | | F | | | | | | | 35 | 65 | | | | | | | | 35 | |
| 19-2665 | | -09/86 | R | | | | | | | 25 | 52 | | | | | | | | 37 | |
| 1.4 Turbo (B/C375) (85 kW) Eng.C1J 770 (10.86-12.88), C1J 782 (10.86-12.88) 10/86-12/88 | | | | | | | | | | | | | | | | | | | | |
| 19-2196 | | | F | | | | | | | 35 | 65 | | | | | | | | 35 | |
| 19-2614 | | | R | | | | | | | 25 | 52 | | | | | | | | 37 | |
| 1.6 D (B/C374) (40 kW) Eng.F8M 700 (08.83-12.88), F8M 720 (08.83-12.88), F8M 8/83-12/88 | | | | | | | | | | | | | | | | | | | | |
| 19-2196 | | | F | | | | | | | 35 | 65 | | | | | | | | 35 | |
| 19-2665 | | | R | | | | | | | 25 | 52 | | | | | | | | 37 | |
| 1.7 (B/C376) (59 kW) Eng.F2N 700 (10.83-12.87), F2N 704 (10.83-12.87) 10/83-12/87 | | | | | | | | | | | | | | | | | | | | |
| 19-2196 | | | F | | | | | | | 35 | 65 | | | | | | | | 35 | |
| 19-2665 | | | R | | | | | | | 25 | 52 | | | | | | | | 37 | |
| 1.7 (B/C37D) (64 kW) Eng.F2N 732 (06.87-12.88), F2N 742 (06.87-.) 6/87-12/88 | | | | | | | | | | | | | | | | | | | | |
| 19-2196 | | | F | | | | | | | 35 | 65 | | | | | | | | 35 | |
| 19-2665 | | | R | | | | | | | 25 | 52 | | | | | | | | 37 | |
| 1.7 (B/C37E) (69 kW) Eng.F3N 708 (06.87-12.88) 6/87-12/88 | | | | | | | | | | | | | | | | | | | | |
| 19-2196 | | | F | | | | | | | 35 | 65 | | | | | | | | 35 | |
| 19-2665 | | | R | | | | | | | 25 | 52 | | | | | | | | 37 | |

RENAULT

| METELLI ref | Spare Parts | | F/R | L/R | | | ABS | A | B | C | D | E | F | G | H | I | L | M | Fig | NOTE |
|---|-------------|--------|-----|-----|--|--|-----|---|---|----|----|---|---|---|---|---|----|---|-----|------|
| 19-2617 | | 03/77- | R | | | | | | | 20 | 47 | | | | | | 15 | | | |
| 1.3 (1177) (44 kW) Eng.810.05, 810.06 (08.73-04.80) 8/73-8/80 | | | | | | | | | | | | | | | | | | | | |
| 19-2616 | | | R | | | | | | | 20 | 47 | | | | | | 15 | | | |
| 19-2617 | | 03/77- | R | | | | | | | 20 | 47 | | | | | | 15 | | | |
| 14 (121_) 5/76-12/83 | | | | | | | | | | | | | | | | | | | | |
| 1.2 (1210) (42 kW) Eng.129 (11.76-01.80) 5/76-1/80 | | | | | | | | | | | | | | | | | | | | |
| 19-2617 | | | R | | | | | | | 20 | 47 | | | | | | 15 | | | |
| 1.2 (1210) (43 kW) Eng.129 (01.80-12.83) 1/80-12/83 | | | | | | | | | | | | | | | | | | | | |
| 19-2617 | | | R | | | | | | | 20 | 47 | | | | | | 15 | | | |
| 1.4 (1212) (52 kW) Eng.150 (09.79-06.83) 9/79-6/83 | | | | | | | | | | | | | | | | | | | | |
| 19-2617 | | | R | | | | | | | 20 | 47 | | | | | | 15 | | | |
| 1.4 (1213) (44 kW) Eng.X5J (12.81-12.83) 12/81-12/83 | | | | | | | | | | | | | | | | | | | | |
| 19-2617 | | | R | | | | | | | 20 | 47 | | | | | | 15 | | | |
| 15 (130_) 3/72-10/80 | | | | | | | | | | | | | | | | | | | | |
| 1.3 (1300) (44 kW) Eng.810.05 3/72-10/80 | | | | | | | | | | | | | | | | | | | | |
| 19-2616 | | -10/76 | R | | | | | | | 20 | 47 | | | | | | 15 | | | |
| 19-2617 | | 11/76- | R | | | | | | | 20 | 47 | | | | | | 15 | | | |
| 1.6 (1302) (66 kW) Eng.807.10 3/72-10/80 | | | | | | | | | | | | | | | | | | | | |
| 19-2616 | | -10/76 | R | | | | | | | 20 | 47 | | | | | | 15 | | | |
| 19-2617 | | 11/76- | R | | | | | | | 20 | 47 | | | | | | 15 | | | |
| 16 (115_) 9/65-8/80 | | | | | | | | | | | | | | | | | | | | |
| 1.5 (40 kW) Eng.697.01 9/65-10/75 | | | | | | | | | | | | | | | | | | | | |
| 19-2616 | | | R | | | | | | | 20 | 47 | | | | | | 15 | | | |
| 1.6 TA (52 kW) Eng.841.01 1/69-8/80 | | | | | | | | | | | | | | | | | | | | |
| 19-2616 | | -10/76 | R | | | | | | | 20 | 47 | | | | | | 15 | | | |
| 19-2617 | | 11/76- | R | | | | | | | 20 | 47 | | | | | | 15 | | | |

RENAULT

| METELLI ref | Spare Parts | | F/R | L/R | | ABS | A | B | C | D | E | F | G | H | I | L | M | Fig | NOTE |
|--|-------------|--------|-----|-----|--|-----|---|---|----|-----|---|---|---|---|---|----|------|-----|------|
| 1.6 TL (40 kW) Eng.821.01, 821.02 7/75-8/80 | | | | | | | | | | | | | | | | | | | |
| 19-2616 | | -10/76 | R | | | | | | 20 | 47 | | | | | | | | 15 | |
| 19-2617 | | 11/76- | R | | | | | | 20 | 47 | | | | | | | | 15 | |
| 1.6 TL (1152, 1153, 1157) (48 kW) Eng.821.01, 821.02, 821.03, 821.04 1/71-8/80 | | | | | | | | | | | | | | | | | | | |
| 19-2616 | | -10/76 | R | | | | | | 20 | 47 | | | | | | | | 15 | |
| 19-2617 | | 11/76- | R | | | | | | 20 | 47 | | | | | | | | 15 | |
| 1.6 TS (1151, 1154) (61 kW) Eng.807.03, 807.04, 807.05 9/68-8/80 | | | | | | | | | | | | | | | | | | | |
| 19-2616 | | -10/76 | R | | | | | | 20 | 47 | | | | | | | | 15 | |
| 19-2617 | | 11/76- | R | | | | | | 20 | 47 | | | | | | | | 15 | |
| 1.6 TX (1156) (68 kW) Eng.843.01 6/74-8/80 | | | | | | | | | | | | | | | | | | | |
| 19-2616 | | -10/76 | R | | | | | | 20 | 47 | | | | | | | | 15 | |
| 19-2617 | | 11/76- | R | | | | | | 20 | 47 | | | | | | | | 15 | |
| 17 3/72-10/80 | | | | | | | | | | | | | | | | | | | |
| 1.6 (1313, 1323) (66 kW) Eng.80710/ 11 3/72-10/80 | | | | | | | | | | | | | | | | | | | |
| 19-2616 | | | R | | | | | | 20 | 47 | | | | | | | | 15 | |
| 1.6 Gordini (79 kW) Eng.844.12 3/74-10/80 | | | | | | | | | | | | | | | | | | | |
| 19-2616 | | | R | | | | | | 20 | 47 | | | | | | | | 15 | |
| 18 (134_) 4/78-11/93 | | | | | | | | | | | | | | | | | | | |
| 1.4 (1340) (47 kW) Eng.847 720 (04.78-07.86), 847 722 (04.78-07.86) 4/78-7/86 | | | | | | | | | | | | | | | | | | | |
| 19-2197 | | 01/84- | F | | | | | | 78 | 108 | | | | | | 31 | 41,5 | | |
| 19-2617 | | | R | | | | | | 20 | 47 | | | | | | | | 15 | |
| 1.6 (1341) (58 kW) Eng.841 725 (04.78-09.82), 841 726 (04.78-09.82) 4/78-9/82 | | | | | | | | | | | | | | | | | | | |
| 19-2617 | | | R | | | | | | 20 | 47 | | | | | | | | 15 | |
| 1.6 Turbo (1345) (80 kW) Eng.807 727 (10.80-09.82) 10/80-9/82 | | | | | | | | | | | | | | | | | | | |
| 19-2197 | | | F | | | | | | 78 | 108 | | | | | | 31 | 41,5 | | |
| 1.6 Turbo (1345) (92 kW) Eng.A5L 717 (10.82-07.86), A5L 718 (10.82-07.86) 10/82-7/86 | | | | | | | | | | | | | | | | | | | |
| 19-2197 | | | F | | | | | | 78 | 108 | | | | | | 31 | 41,5 | | |

RENAULT

| METELLI ref | Spare Parts | | F/R | L/R | | | ABS | A | B | C | D | E | F | G | H | I | L | M | Fig | NOTE |
|---|-------------|--------|-----|-----|--|--|-----|---|---|------|-----|-------|---|---|---|---|----|------|-----|------|
| 19-2624 | | 01/83- | R | | | | | | | 24,3 | 120 | 132,8 | | | | | 75 | | | |
| 1.6 Turbo Inj. (82 kW) Eng.A7L 752 9/82-7/86 | | | | | | | | | | | | | | | | | | | | |
| 19-2197 | | | F | | | | | | | 78 | 108 | | | | | | 31 | 41,5 | | |
| 2.0 (1343) (77 kW) Eng.J6R 716 (05.82-07.86) 5/82-7/86 | | | | | | | | | | | | | | | | | | | | |
| 19-2197 | | | F | | | | | | | 78 | 108 | | | | | | 31 | 41,5 | | |
| 19-2624 | | 01/85- | R | | | | | | | 24,3 | 120 | 132,8 | | | | | 75 | | | |
| 2.1 Diesel (1344) (49 kW) Eng.852 710 (11.81-07.86), J8S 711 (11.81-07.86) 11/81-7/86 | | | | | | | | | | | | | | | | | | | | |
| 19-2197 | | | F | | | | | | | 78 | 108 | | | | | | 31 | 41,5 | | |
| 19-2617 | | | R | | | | | | | 20 | 47 | | | | | | 15 | | | |
| 18 Variable (135_) 2/79-11/93 | | | | | | | | | | | | | | | | | | | | |
| 1.4 (1350) (47 kW) Eng.847 720 (05.79-07.86), 847 722 (05.79-07.86) 5/79-7/86 | | | | | | | | | | | | | | | | | | | | |
| 19-2197 | | 01/83- | F | | | | | | | 78 | 108 | | | | | | 31 | 41,5 | | |
| 19-2624 | | 01/84- | R | | | | | | | 24,3 | 120 | 132,8 | | | | | 75 | | | |
| 1.6 (1351) (54 kW) Eng.841 717 (04.82-07.86), A2M 723 (04.82-07.86) 1/82-7/86 | | | | | | | | | | | | | | | | | | | | |
| 19-2197 | | 01/83- | F | | | | | | | 78 | 108 | | | | | | 31 | 41,5 | | |
| 19-2624 | | 01/84- | R | | | | | | | 24,3 | 120 | 132,8 | | | | | 75 | | | |
| 1.6 TS (71 kW) Eng.A6M 725 (05.82-07.86), A6M 726 (05.82-07.86) 5/82-7/86 | | | | | | | | | | | | | | | | | | | | |
| 19-2616 | | -12/83 | R | | | | | | | 20 | 47 | | | | | | 15 | | | |
| 2.0 4x4 (76 kW) Eng.J6R 714, J6R 716 (05.83-07.86) 5/83-12/86 | | | | | | | | | | | | | | | | | | | | |
| 19-2197 | | | F | | | | | | | 78 | 108 | | | | | | 31 | 41,5 | | |
| 2.1 Diesel (53 kW) Eng.J8S 711 5/79-7/86 | | | | | | | | | | | | | | | | | | | | |
| 19-2197 | | | F | | | | | | | 78 | 108 | | | | | | 31 | 41,5 | | |
| 2.1 Diesel (1354) (49 kW) Eng.852 710 (11.81-07.86), J8S 711 (11.81-07.86) 11/80-7/86 | | | | | | | | | | | | | | | | | | | | |
| 19-2197 | | | F | | | | | | | 78 | 108 | | | | | | 31 | 41,5 | | |
| 19-2624 | | 01/84- | R | | | | | | | 24,3 | 120 | 132,8 | | | | | 75 | | | |

RENAULT

| METELLI ref | Spare Parts | | F/R | L/R | | ABS | A | B | C | D | E | F | G | H | I | L | M | Fig | NOTE |
|---|-------------|--|-----|-----|--|-----|---|---|----|----|---|---|---|---|---|---|---|-----|------|
| 19 I (B/C53_) 1/88-9/94 | | | | | | | | | | | | | | | | | | | |
| 1.2 (40 kW) Eng.C1G 730 1/88-12/92 | | | | | | | | | | | | | | | | | | | |
| 19-2665 | | | R | | | | | | 25 | 52 | | | | | | | | 37 | |
| 1.4 (55 kW) Eng.E7J 700 9/90-4/92 | | | | | | | | | | | | | | | | | | | |
| 19-2350 | | | F | | | | | | 37 | 72 | | | | | | | | 37 | |
| 19-2665 | | | R | | | | | | 25 | 52 | | | | | | | | 37 | |
| 1.4 (59 kW) Eng.E6J 700, E6J 701 1/88-12/92 | | | | | | | | | | | | | | | | | | | |
| 19-2196 | | | F | | | | | | 35 | 65 | | | | | | | | 35 | |
| 19-2350 | | | F | | | | | | 37 | 72 | | | | | | | | 37 | |
| 19-2665 | | | R | | | | | | 25 | 52 | | | | | | | | 37 | |
| 1.4 (B/C53P) (43 kW) Eng.C2J 772 (01.89-12.89) 1/89-5/93 | | | | | | | | | | | | | | | | | | | |
| 19-2350 | | | F | | | | | | 37 | 72 | | | | | | | | 37 | |
| 19-2665 | | | R | | | | | | 25 | 52 | | | | | | | | 37 | |
| 1.4 Cat (B/C532) (43 kW) Eng.C3J 710 (01.89-.) 1/89-4/92 | | | | | | | | | | | | | | | | | | | |
| 19-2196 | | | F | | | | | | 35 | 65 | | | | | | | | 35 | |
| 19-2350 | | | F | | | | | | 37 | 72 | | | | | | | | 37 | |
| 19-2665 | | | R | | | | | | 25 | 52 | | | | | | | | 37 | |
| 1.7 (68 kW) Eng.F2N 720 9/88-4/92 | | | | | | | | | | | | | | | | | | | |
| 19-2350 | | | F | | | | | | 37 | 72 | | | | | | | | 37 | |
| 1.7 (B/C53B) (54 kW) Eng.F3N 740 (09.88-04.92), F3N 741 (09.88-04.92) 9/88-4/92 | | | | | | | | | | | | | | | | | | | |
| 19-2350 | | | F | | | | | | 37 | 72 | | | | | | | | 37 | |
| 19-2614 | | | R | | | | | | 25 | 52 | | | | | | | | 37 | +ABS |
| 19-2665 | | | R | | | | | | 25 | 52 | | | | | | | | 37 | -ABS |
| 1.7 (B/C53C) (66 kW) Eng.F3N 742 (03.89-04.92), F3N 743 (03.89-04.92) 9/88-4/92 | | | | | | | | | | | | | | | | | | | |
| 19-2350 | | | F | | | | | | 37 | 72 | | | | | | | | 37 | |
| 19-2614 | | | R | | | | | | 25 | 52 | | | | | | | | 37 | +ABS |
| 19-2665 | | | R | | | | | | 25 | 52 | | | | | | | | 37 | -ABS |

RENAULT

| METELLI ref | Spare Parts | F/R | L/R | ABS | A | B | C | D | E | F | G | H | I | L | M | Fig | NOTE |
|---|-------------|-----|-----|-----|---|---|----|----|---|---|---|---|---|----|---|-----|------|
| 1.8 16V (B/C53D) (99 kW) Eng.F7P 704 (06.91-.) 6/89-4/92 | | | | | | | | | | | | | | | | | |
| 19-2350 | | F | | | | | 37 | 72 | | | | | | 37 | | | |
| 19-2614 | | R | | | | | 25 | 52 | | | | | | 37 | | | |
| 1.9 D (B/C534, B/C53J) (47 kW) Eng.F8Q 706 (09.88-.), F8Q 742 (09.90-.) 9/88-4/92 | | | | | | | | | | | | | | | | | |
| 19-2350 | | F | | | | | 37 | 72 | | | | | | 37 | | | |
| 19-2614 | | R | | | | | 25 | 52 | | | | | | 37 | | | +ABS |
| 19-2665 | | R | | | | | 25 | 52 | | | | | | 37 | | | -ABS |
| 1.9 DT (68 kW) Eng.F8Q 610 9/90-4/92 | | | | | | | | | | | | | | | | | |
| 19-2350 | | F | | | | | 37 | 72 | | | | | | 37 | | | |
| 19 I Cabrio (D53_) 9/88-4/92 | | | | | | | | | | | | | | | | | |
| 1.7 (55 kW) Eng.F2N 724 7/91-4/92 | | | | | | | | | | | | | | | | | |
| 19-2196 | | F | | | | | 35 | 65 | | | | | | 35 | | | |
| 1.7 (70 kW) Eng.F3N 742 (07.91-04.92), F3N 743 (07.91-04.92) 7/91-4/92 | | | | | | | | | | | | | | | | | |
| 19-2196 | | F | | | | | 35 | 65 | | | | | | 35 | | | |
| 19-2350 | | F | | | | | 37 | 72 | | | | | | 37 | | | |
| 19-2614 | | R | | | | | 25 | 52 | | | | | | 37 | | | +ABS |
| 19-2665 | | R | | | | | 25 | 52 | | | | | | 37 | | | -ABS |
| 1.8 16V (D53D) (101 kW) Eng.F7P 700, F7P 704 7/91-4/92 | | | | | | | | | | | | | | | | | |
| 19-2350 | | F | | | | | 37 | 72 | | | | | | 37 | | | |
| 19-2614 | | R | | | | | 25 | 52 | | | | | | 37 | | | +ABS |
| 19-2665 | | R | | | | | 25 | 52 | | | | | | 37 | | | -ABS |
| 19 I Chamade (L53_) 1/88-12/92 | | | | | | | | | | | | | | | | | |
| 1.2 (40 kW) Eng.C1G 730 1/88-12/92 | | | | | | | | | | | | | | | | | |
| 19-2665 | | R | | | | | 25 | 52 | | | | | | 37 | | | |
| 1.4 (58 kW) Eng.E6J 700 6/89-8/90 | | | | | | | | | | | | | | | | | |
| 19-2665 | | R | | | | | 25 | 52 | | | | | | 37 | | | |

RENAULT

| METELLI ref | Spare Parts | | F/R | L/R | | | ABS | A | B | C | D | E | F | G | H | I | L | M | Fig | NOTE |
|--|-------------|--|-----|-----|--|--|-----|---|---|----|----|---|---|---|---|---|----|---|-----|------|
| 19-2614 | | | R | | | | | | | 25 | 52 | | | | | | 37 | | | +ABS |
| 19-2665 | | | R | | | | | | | 25 | 52 | | | | | | 37 | | | -ABS |
| 1.9 TD (L53K) (68 kW) Eng.F8Q 740 9/90-4/92 | | | | | | | | | | | | | | | | | | | | |
| 19-2350 | | | F | | | | | | | 37 | 72 | | | | | | 37 | | | |
| 19-2614 | | | R | | | | | | | 25 | 52 | | | | | | 37 | | | +ABS |
| 19-2665 | | | R | | | | | | | 25 | 52 | | | | | | 37 | | | -ABS |
| 19 II (B/C53_) 1/92-6/01 | | | | | | | | | | | | | | | | | | | | |
| 1.2 (40 kW) Eng.C1G 730 4/92-12/95 | | | | | | | | | | | | | | | | | | | | |
| 19-2665 | | | R | | | | | | | 25 | 52 | | | | | | 37 | | | |
| 1.2 (44 kW) Eng.E7F 730 5/92-9/94 | | | | | | | | | | | | | | | | | | | | |
| 19-2665 | | | R | | | | | | | 25 | 52 | | | | | | 37 | | | |
| 1.4 (57 kW) Eng.E6J 700 5/93-12/98 | | | | | | | | | | | | | | | | | | | | |
| 19-2350 | | | F | | | | | | | 37 | 72 | | | | | | 37 | | | |
| 19-2665 | | | R | | | | | | | 25 | 52 | | | | | | 37 | | | |
| 1.4 (59 kW) Eng.E6J 700, E7J 706 1/92-12/95 | | | | | | | | | | | | | | | | | | | | |
| 19-2196 | | | F | | | | | | | 35 | 65 | | | | | | 35 | | | |
| 19-2350 | | | F | | | | | | | 37 | 72 | | | | | | 37 | | | |
| 19-2665 | | | R | | | | | | | 25 | 52 | | | | | | 37 | | | |
| 1.4 (60 kW) Eng.E6J 706 10/96-6/01 | | | | | | | | | | | | | | | | | | | | |
| 19-2350 | | | F | | | | | | | 37 | 72 | | | | | | 37 | | | |
| 19-2665 | | | R | | | | | | | 25 | 52 | | | | | | 37 | | | |
| 1.4 (B/C532) (43 kW) Eng.C3J 710 (04.92-) 4/92-12/95 | | | | | | | | | | | | | | | | | | | | |
| 19-2350 | | | F | | | | | | | 37 | 72 | | | | | | 37 | | | |
| 19-2665 | | | R | | | | | | | 25 | 52 | | | | | | 37 | | | |
| 1.4 (B/C535) (55 kW) Eng.E7J 742 (09.94-) 1/92-12/95 | | | | | | | | | | | | | | | | | | | | |
| 19-2196 | | | F | | | | | | | 35 | 65 | | | | | | 35 | | | |
| 19-2350 | | | F | | | | | | | 37 | 72 | | | | | | 37 | | | |
| 19-2614 | | | R | | | | | | | 25 | 52 | | | | | | 37 | | | +ABS |

RENAULT

| METELLI ref | Spare Parts | F/R | L/R | ABS | A | B | C | D | E | F | G | H | I | L | M | Fig | NOTE |
|--|-------------|-----|-----|-----|---|---|----|----|---|---|---|---|---|----|---|-----|------|
| 19-2665 | | R | | | | | 25 | 52 | | | | | | 37 | | | -ABS |
| 1.7 (69 kW) Eng.F3N 747 10/96-6/01 | | | | | | | | | | | | | | | | | |
| 19-2350 | | F | | | | | 37 | 72 | | | | | | 37 | | | |
| 1.7 (79 kW) Eng.F3N 746 5/92-9/94 | | | | | | | | | | | | | | | | | |
| 19-2350 | | F | | | | | 37 | 72 | | | | | | 37 | | | |
| 1.7 (B/C53B) (54 kW) Eng.F3N 740 (04.92-06.95), F3N 741 (04.92-06.95) 4/92-12/95 | | | | | | | | | | | | | | | | | |
| 19-2350 | | F | | | | | 37 | 72 | | | | | | 37 | | | |
| 19-2614 | | R | | | | | 25 | 52 | | | | | | 37 | | | +ABS |
| 19-2665 | | R | | | | | 25 | 52 | | | | | | 37 | | | -ABS |
| 1.7 (B/C53C) (66 kW) Eng.F3N 743 4/92-12/95 | | | | | | | | | | | | | | | | | |
| 19-2350 | | F | | | | | 37 | 72 | | | | | | 37 | | | |
| 19-2614 | | R | | | | | 25 | 52 | | | | | | 37 | | | +ABS |
| 19-2665 | | R | | | | | 25 | 52 | | | | | | 37 | | | -ABS |
| 1.8 (5/353A) (66 kW) Eng.F3P 706 (09.92-), F3P 760 (09.92-) 4/92-12/95 | | | | | | | | | | | | | | | | | |
| 19-2350 | | F | | | | | 37 | 72 | | | | | | 37 | | | |
| 19-2614 | | R | | | | | 25 | 52 | | | | | | 37 | | | +ABS |
| 19-2665 | | R | | | | | 25 | 52 | | | | | | 37 | | | -ABS |
| 1.8 (5/353F, B/C538) (79 kW) Eng.F3P 682 (05.94-), F3P 765 (05.94-) 5/94-12/95 | | | | | | | | | | | | | | | | | |
| 19-2350 | | F | | | | | 37 | 72 | | | | | | 37 | | | |
| 19-2614 | | R | | | | | 25 | 52 | | | | | | 37 | | | +ABS |
| 19-2665 | | R | | | | | 25 | 52 | | | | | | 37 | | | -ABS |
| 1.8 (B/C538) (81 kW) Eng.F3P 700 (04.92-) 4/92-5/94 | | | | | | | | | | | | | | | | | |
| 19-2350 | | F | | | | | 37 | 72 | | | | | | 37 | | | |
| 19-2614 | | R | | | | | 25 | 52 | | | | | | 37 | | | +ABS |
| 19-2665 | | R | | | | | 25 | 52 | | | | | | 37 | | | -ABS |
| 1.8 (B/C53Y) (65 kW) Eng.F3P 706 (09.92-), F3P 707 (-01.93), F3P 708 (01. 4/92-12/95 | | | | | | | | | | | | | | | | | |
| 19-2350 | | F | | | | | 37 | 72 | | | | | | 37 | | | |
| 19-2614 | | R | | | | | 25 | 52 | | | | | | 37 | | | +ABS |
| 19-2665 | | R | | | | | 25 | 52 | | | | | | 37 | | | -ABS |

RENAULT

| METELLI ref | Spare Parts | F/R | L/R | ABS | A | B | C | D | E | F | G | H | I | L | M | Fig | NOTE |
|---|-------------|-----|-----|-----|---|---|----|----|---|---|---|---|---|---|---|-----|-----------------|
| 1.8 16V (B/C53D) (99 kW) Eng.F7P 704 (04.92-.) 4/92-12/95 | | | | | | | | | | | | | | | | | |
| 19-2350 | | F | | | | | 37 | 72 | | | | | | | | 37 | |
| 19-2614 | | R | | | | | 25 | 52 | | | | | | | | 37 | |
| 1.9 D (B/C53J) (47 kW) Eng.F8Q 742 (04.92-.) 4/92-12/95 | | | | | | | | | | | | | | | | | |
| 19-2350 | | F | | | | | 37 | 72 | | | | | | | | 37 | |
| 19-2614 | | R | | | | | 25 | 52 | | | | | | | | 37 | +ABS |
| 19-2665 | | R | | | | | 25 | 52 | | | | | | | | 37 | -ABS |
| 1.9 dT (B/C53T) (66 kW) Eng.F8Q 744 (04.92-.) 4/92-12/95 | | | | | | | | | | | | | | | | | |
| 19-2350 | | F | | | | | 37 | 72 | | | | | | | | 37 | |
| 19-2614 | | R | | | | | 25 | 52 | | | | | | | | 37 | +ABS |
| 19-2665 | | R | | | | | 25 | 52 | | | | | | | | 37 | -ABS |
| 19 II Cabrio (D53_, 853_) 4/92-6/01 | | | | | | | | | | | | | | | | | |
| 1.7 (D53C) (66 kW) Eng.F3N 742 (04.92-09.93), F3N 743 (04.92-09.93) 4/92-9/93 | | | | | | | | | | | | | | | | | |
| 19-2350 | | F | | | | | 37 | 72 | | | | | | | | 37 | |
| 19-2614 | | R | | | | | 25 | 52 | | | | | | | | 37 | +ABS |
| 19-2665 | | R | | | | | 25 | 52 | | | | | | | | 37 | -ABS |
| 1.8 (853A) (66 kW) Eng.F3P 706 (09.93-.), F3P 760 (09.93-.) 9/93-6/96 | | | | | | | | | | | | | | | | | |
| 19-2196 | | F | | | | | 35 | 65 | | | | | | | | 35 | |
| 19-2350 | | F | | | | | 37 | 72 | | | | | | | | 37 | Mod. 853A |
| 19-2614 | | R | | | | | 25 | 52 | | | | | | | | 37 | Mod. 853A, +ABS |
| 19-2665 | | R | | | | | 25 | 52 | | | | | | | | 37 | Mod. 853A, -ABS |
| 1.8 (D53V, 853F, D53C) (79 kW) Eng.F3P 682 (07.94-.), F3P 764, F3P 765 (07.94-.) 7/94-6/96 | | | | | | | | | | | | | | | | | |
| 19-2350 | | F | | | | | 37 | 72 | | | | | | | | 37 | |
| 19-2614 | | R | | | | | 25 | 52 | | | | | | | | 37 | +ABS |
| 19-2665 | | R | | | | | 25 | 52 | | | | | | | | 37 | -ABS |
| 1.8 (D53Y) (65 kW) Eng.F3P 704, F3P 705, F3P 706, F3P 707 (-01.93), F3P 4/92-6/96 | | | | | | | | | | | | | | | | | |
| 19-2350 | | F | | | | | 37 | 72 | | | | | | | | 37 | |
| 19-2614 | | R | | | | | 25 | 52 | | | | | | | | 37 | +ABS |

RENAULT

| METELLI ref | Spare Parts | | F/R | L/R | | ABS | A | B | C | D | E | F | G | H | I | L | M | Fig | NOTE |
|--|-------------|--|-----|-----|--|-----|---|---|----|----|---|---|---|---|---|----|---|-----|------|
| 19-2665 | | | R | | | | | | 25 | 52 | | | | | | 37 | | | -ABS |
| 1.8 16V (101 kW) Eng.F7P 704 5/92-4/94 | | | | | | | | | | | | | | | | | | | |
| 19-2350 | | | F | | | | | | 37 | 72 | | | | | | 37 | | | |
| 1.8 16V (D53D) (99 kW) Eng.F7P 704 (04.92-.) 4/92-6/96 | | | | | | | | | | | | | | | | | | | |
| 19-2350 | | | F | | | | | | 37 | 72 | | | | | | 37 | | | |
| 19-2614 | | | R | | | | | | 25 | 52 | | | | | | 37 | | | +ABS |
| 19 II Chamade (L53_) 4/92-11/01 | | | | | | | | | | | | | | | | | | | |
| 1.4 (44 kW) Eng.C1J 742, C2J 772, C3J 710 5/92-9/94 | | | | | | | | | | | | | | | | | | | |
| 19-2196 | | | F | | | | | | 35 | 65 | | | | | | 35 | | | |
| 1.4 (57 kW) Eng.E6J 700 10/94-11/95 | | | | | | | | | | | | | | | | | | | |
| 19-2196 | | | F | | | | | | 35 | 65 | | | | | | 35 | | | |
| 19-2350 | | | F | | | | | | 37 | 72 | | | | | | 37 | | | |
| 19-2665 | | | R | | | | | | 25 | 52 | | | | | | 37 | | | |
| 1.4 (532) (43 kW) Eng.C3J 710 (04.92-.) 4/92-12/95 | | | | | | | | | | | | | | | | | | | |
| 19-2196 | | | F | | | | | | 35 | 65 | | | | | | 35 | | | |
| 19-2350 | | | F | | | | | | 37 | 72 | | | | | | 37 | | | |
| 19-2665 | | | R | | | | | | 25 | 52 | | | | | | 37 | | | |
| 1.4 (L535) (55 kW) Eng.E7J 742 (09.94-.) 11/93-12/95 | | | | | | | | | | | | | | | | | | | |
| 19-2196 | | | F | | | | | | 35 | 65 | | | | | | 35 | | | |
| 19-2350 | | | F | | | | | | 37 | 72 | | | | | | 37 | | | |
| 19-2614 | | | R | | | | | | 25 | 52 | | | | | | 37 | | | +ABS |
| 19-2665 | | | R | | | | | | 25 | 52 | | | | | | 37 | | | -ABS |
| 1.7 (55 kW) Eng.F3N 740, F3N 741 5/92-11/95 | | | | | | | | | | | | | | | | | | | |
| 19-2350 | | | F | | | | | | 37 | 72 | | | | | | 37 | | | |
| 19-2614 | | | R | | | | | | 25 | 52 | | | | | | 37 | | | +ABS |
| 19-2665 | | | R | | | | | | 25 | 52 | | | | | | 37 | | | -ABS |
| 1.7 (L533) (68 kW) Eng.F2N 720, F2N 721 1/93-8/95 | | | | | | | | | | | | | | | | | | | |
| 19-2350 | | | F | | | | | | 37 | 72 | | | | | | 37 | | | |

RENAULT

| METELLI ref | Spare Parts | | F/R | L/R | | | ABS | A | B | C | D | E | F | G | H | I | L | M | Fig | NOTE |
|---|-------------|--|-----|-----|--|--|-----|---|---|----|----|---|---|---|---|---|---|---|-----|------|
| 19-2614 | | | R | | | | | | | 25 | 52 | | | | | | | | 37 | +ABS |
| 19-2665 | | | R | | | | | | | 25 | 52 | | | | | | | | 37 | -ABS |
| 1.7 (L53B) (54 kW) Eng.F3N 740 (04.92-06.95), F3N 741 (04.92-06.95) 4/92-12/95 | | | | | | | | | | | | | | | | | | | | |
| 19-2350 | | | F | | | | | | | 37 | 72 | | | | | | | | 37 | |
| 19-2614 | | | R | | | | | | | 25 | 52 | | | | | | | | 37 | +ABS |
| 19-2665 | | | R | | | | | | | 25 | 52 | | | | | | | | 37 | -ABS |
| 1.7 (L53C) (66 kW) Eng.F3N 742, F3N 743 4/92-12/95 | | | | | | | | | | | | | | | | | | | | |
| 19-2350 | | | F | | | | | | | 37 | 72 | | | | | | | | 37 | |
| 19-2614 | | | R | | | | | | | 25 | 52 | | | | | | | | 37 | +ABS |
| 19-2665 | | | R | | | | | | | 25 | 52 | | | | | | | | 37 | -ABS |
| 1.8 (79 kW) Eng.F3P 700, F3P 706 (09.92-) 5/92-11/95 | | | | | | | | | | | | | | | | | | | | |
| 19-2350 | | | F | | | | | | | 37 | 72 | | | | | | | | 37 | |
| 19-2614 | | | R | | | | | | | 25 | 52 | | | | | | | | 37 | +ABS |
| 19-2665 | | | R | | | | | | | 25 | 52 | | | | | | | | 37 | -ABS |
| 1.8 (453A/F) (66 kW) Eng.F3P 706 (09.92-), F3P 760 (09.92-) 4/92-12/95 | | | | | | | | | | | | | | | | | | | | |
| 19-2350 | | | F | | | | | | | 37 | 72 | | | | | | | | 37 | |
| 19-2614 | | | R | | | | | | | 25 | 52 | | | | | | | | 37 | +ABS |
| 19-2665 | | | R | | | | | | | 25 | 52 | | | | | | | | 37 | -ABS |
| 1.8 (L538) (81 kW) Eng.F3P 700 (04.92-) 4/92-5/94 | | | | | | | | | | | | | | | | | | | | |
| 19-2350 | | | F | | | | | | | 37 | 72 | | | | | | | | 37 | |
| 19-2614 | | | R | | | | | | | 25 | 52 | | | | | | | | 37 | +ABS |
| 19-2665 | | | R | | | | | | | 25 | 52 | | | | | | | | 37 | -ABS |
| 1.8 (L53V, L538) (79 kW) Eng.F3P 682 (05.94-) 5/94-12/95 | | | | | | | | | | | | | | | | | | | | |
| 19-2350 | | | F | | | | | | | 37 | 72 | | | | | | | | 37 | |
| 19-2614 | | | R | | | | | | | 25 | 52 | | | | | | | | 37 | +ABS |
| 19-2665 | | | R | | | | | | | 25 | 52 | | | | | | | | 37 | -ABS |
| 1.8 (L53Y) (65 kW) Eng.F3P 704 (04.92-01.93), F3P 705 (04.92-01.93), F3P 4/92-12/95 | | | | | | | | | | | | | | | | | | | | |
| 19-2350 | | | F | | | | | | | 37 | 72 | | | | | | | | 37 | |
| 19-2614 | | | R | | | | | | | 25 | 52 | | | | | | | | 37 | +ABS |

RENAULT

| METELLI ref | Spare Parts | | F/R | L/R | | ABS | A | B | C | D | E | F | G | H | I | L | M | Fig | NOTE |
|---|-------------|--|-----|-----|--|-----|---|---|----|-----|---|---|---|---|----|------|---|-----|------|
| 19-2665 | | | R | | | | | | 25 | 52 | | | | | | 37 | | | -ABS |
| 1.8 16V (L53D) (99 kW) Eng.F7P 704 (04.92-) 4/92-12/95 | | | | | | | | | | | | | | | | | | | |
| 19-2350 | | | F | | | | | | 37 | 72 | | | | | | 37 | | | |
| 19-2614 | | | R | | | | | | 25 | 52 | | | | | | 37 | | | |
| 1.9 D (68 kW) Eng.F8Q 740, F8Q 744 5/92-11/95 | | | | | | | | | | | | | | | | | | | |
| 19-2350 | | | F | | | | | | 37 | 72 | | | | | | 37 | | | |
| 19-2614 | | | R | | | | | | 25 | 52 | | | | | | 37 | | | +ABS |
| 19-2665 | | | R | | | | | | 25 | 52 | | | | | | 37 | | | -ABS |
| 1.9 D (L53J) (47 kW) Eng.F8Q 742 (04.92-) 4/92-12/95 | | | | | | | | | | | | | | | | | | | |
| 19-2350 | | | F | | | | | | 37 | 72 | | | | | | 37 | | | |
| 19-2614 | | | R | | | | | | 25 | 52 | | | | | | 37 | | | +ABS |
| 19-2665 | | | R | | | | | | 25 | 52 | | | | | | 37 | | | -ABS |
| 1.9 dT (L53T) (66 kW) Eng.F8Q 744 (04.92-) 4/92-12/95 | | | | | | | | | | | | | | | | | | | |
| 19-2350 | | | F | | | | | | 37 | 72 | | | | | | 37 | | | |
| 19-2614 | | | R | | | | | | 25 | 52 | | | | | | 37 | | | +ABS |
| 19-2665 | | | R | | | | | | 25 | 52 | | | | | | 37 | | | -ABS |
| 20 (127_) 10/75-12/83 | | | | | | | | | | | | | | | | | | | |
| 2.0 (1272) (80 kW) Eng.829 700 (10.77-10.80), 829 701 (10.77-10.80), 829. 10/77-10/80 | | | | | | | | | | | | | | | | | | | |
| 19-2198 | | | F | | | | | | 42 | 84 | | | | | | 39 | | | |
| 2.0 (1277) (76 kW) Eng.829 702 (10.80-12.83), 829 703 (10.80-12.83) 10/80-12/83 | | | | | | | | | | | | | | | | | | | |
| 19-2197 | | | F | | | | | | 78 | 108 | | | | | 31 | 41,5 | | | |
| 2.1 Diesel (1276) (47 kW) Eng.852702 10/80-12/83 | | | | | | | | | | | | | | | | | | | |
| 19-2197 | | | F | | | | | | 78 | 108 | | | | | 31 | 41,5 | | | |
| 2.1 TD (63 kW) Eng.J8S 702 1/82-12/83 | | | | | | | | | | | | | | | | | | | |
| 19-2197 | | | F | | | | | | 78 | 108 | | | | | 31 | 41,5 | | | |
| 19-2616 | | | R | | | | | | 20 | 47 | | | | | | 15 | | | |

RENAULT

| METELLI ref | Spare Parts | | F/R | L/R | | | ABS | A | B | C | D | E | F | G | H | I | L | M | Fig | NOTE |
|---|-------------|--|-----|-----|--|--|-----|---|---|----|-----|---|---|---|---|---|----|------|-----|------|
| 2.2 (1279) (85 kW) Eng.851 700 (10.80-12.83) 10/80-12/83 | | | | | | | | | | | | | | | | | | | | |
| 19-2198 | | | F | | | | | | | 42 | 84 | | | | | | | 39 | | |
| 21 (B48_) 3/86-6/94 | | | | | | | | | | | | | | | | | | | | |
| 1.4 (B48D) (51 kW) Eng.C2J 770 9/89-5/93 | | | | | | | | | | | | | | | | | | | | |
| 19-2350 | | | F | | | | | | | 37 | 72 | | | | | | | 37 | | |
| 19-2606 | | | R | | | | | | | 25 | 52 | | | | | | | 43 | | |
| 1.7 (55 kW) Eng.F2N 712, F3N 726 7/89-5/93 | | | | | | | | | | | | | | | | | | | | |
| 19-2350 | | | F | | | | | | | 37 | 72 | | | | | | | 37 | | |
| 1.7 (65 kW) Eng.F2N 711, F2N 754 7/89-5/93 | | | | | | | | | | | | | | | | | | | | |
| 19-2350 | | | F | | | | | | | 37 | 72 | | | | | | | 37 | | |
| 1.7 (B48E) (66 kW) Eng.F3N 722 (09.89-12.93), F3N 723 (09.89-12.93) 9/89-6/94 | | | | | | | | | | | | | | | | | | | | |
| 19-2350 | | | F | | | | | | | 37 | 72 | | | | | | | 37 | | |
| 19-2606 | | | R | | | | | | | 25 | 52 | | | | | | | 43 | | |
| 1.7 (B48F) (54 kW) Eng.F3N 726 (09.89-10.92) 9/89-10/92 | | | | | | | | | | | | | | | | | | | | |
| 19-2350 | | | F | | | | | | | 37 | 72 | | | | | | | 37 | | |
| 19-2606 | | | R | | | | | | | 25 | 52 | | | | | | | 43 | | |
| 1.9 D (B48H, B48I) (47 kW) Eng.F8Q 710 9/89-1/94 | | | | | | | | | | | | | | | | | | | | |
| 19-2350 | | | F | | | | | | | 37 | 72 | | | | | | | 37 | | |
| 19-2606 | | | R | | | | | | | 25 | 52 | | | | | | | 43 | | |
| 2.0 (B48R/Y) (99 kW) Eng.J7R 740 (02.90-10.92) 2/90-10/92 | | | | | | | | | | | | | | | | | | | | |
| 19-2197 | | | F | | | | | | | 78 | 108 | | | | | | 31 | 41,5 | | |
| 2.0 4x4 (B48R/Y) (99 kW) Eng.J7R 740 (09.90-10.92) 9/90-10/92 | | | | | | | | | | | | | | | | | | | | |
| 19-2197 | | | F | | | | | | | 78 | 108 | | | | | | 31 | 41,5 | | |
| 2.1 D (50 kW) Eng.J8S 704, J8S 784 7/89-5/93 | | | | | | | | | | | | | | | | | | | | |
| 19-2197 | | | F | | | | | | | 78 | 108 | | | | | | 31 | 41,5 | | |
| 2.1 D (B480) (51 kW) Eng.J8S 784 (04.92-.) 4/92-6/94 | | | | | | | | | | | | | | | | | | | | |
| 19-2197 | | | F | | | | | | | 78 | 108 | | | | | | 31 | 41,5 | | |

RENAULT

| METELLI ref | Spare Parts | | F/R | L/R | | | ABS | A | B | C | D | E | F | G | H | I | L | M | Fig | NOTE |
|---|-------------|--|-----|-----|--|--|-----|---|---|------|-----|-------|---|---|---|---|----|------|-----|------|
| 2.1 D (B48V/B48O) (53 kW) Eng.J8S 600, J8S 740 (09.89-12.92) 9/89-12/92 | | | | | | | | | | | | | | | | | | | | |
| 19-2197 | | | F | | | | | | | 78 | 108 | | | | | | 31 | 41,5 | | |
| 19-2606 | | | R | | | | | | | 25 | 52 | | | | | | | 43 | | |
| 19-2624 | | | R | | | | | | | 24,3 | 120 | 132,8 | | | | | | 75 | | |
| 2.1 Turbo-D (B486, B488, B48V) (65 kW) Eng.J8S 714 (09.89-12.93), J8S 786 (08.91-), J8S 788 9/89-6/94 | | | | | | | | | | | | | | | | | | | | |
| 19-2197 | | | F | | | | | | | 78 | 108 | | | | | | 31 | 41,5 | | |
| 19-2606 | | | R | | | | | | | 25 | 52 | | | | | | | 43 | | |
| 19-2624 | | | R | | | | | | | 24,3 | 120 | 132,8 | | | | | | 75 | | -ABS |
| 2.2 (81 kW) Eng.J7T 755 7/89-5/93 | | | | | | | | | | | | | | | | | | | | |
| 19-2197 | | | F | | | | | | | 78 | 108 | | | | | | 31 | 41,5 | | |
| 2.2 (B48K) (79 kW) Eng.J7T 754, J7T 755 9/89-6/94 | | | | | | | | | | | | | | | | | | | | |
| 19-2197 | | | F | | | | | | | 78 | 108 | | | | | | 31 | 41,5 | | |
| 19-2624 | | | R | | | | | | | 24,3 | 120 | 132,8 | | | | | | 75 | | -ABS |
| 2.2 4x4 (B48K) (79 kW) Eng.J7T 754 (07.90-12.93), J7T 755 (07.90-12.93) 7/90-6/94 | | | | | | | | | | | | | | | | | | | | |
| 19-2197 | | | F | | | | | | | 78 | 108 | | | | | | 31 | 41,5 | | |
| 21 Sedan (L48_) 3/86-8/94 | | | | | | | | | | | | | | | | | | | | |
| 1.4 (L48D) (51 kW) Eng.C2J 770 6/88-10/93 | | | | | | | | | | | | | | | | | | | | |
| 19-2350 | | | F | | | | | | | 37 | 72 | | | | | | | 37 | | |
| 19-2606 | | | R | | | | | | | 25 | 52 | | | | | | | 43 | | |
| 1.7 (L481) (55 kW) Eng.F2N 712 (03.86-12.87) 3/86-12/87 | | | | | | | | | | | | | | | | | | | | |
| 19-2350 | | | F | | | | | | | 37 | 72 | | | | | | | 37 | | |
| 19-2606 | | | R | | | | | | | 25 | 52 | | | | | | | 43 | | |
| 1.7 (L482) (65 kW) Eng.F2N 710 (06.86-03.92) 3/86-3/93 | | | | | | | | | | | | | | | | | | | | |
| 19-2350 | | | F | | | | | | | 37 | 72 | | | | | | | 37 | | |
| 19-2606 | | | R | | | | | | | 25 | 52 | | | | | | | 43 | | |
| 1.7 (L48E) (66 kW) Eng.F3N 722 (09.89-12.93), F3N 723 (09.89-12.93) 9/89-2/94 | | | | | | | | | | | | | | | | | | | | |
| 19-2350 | | | F | | | | | | | 37 | 72 | | | | | | | 37 | | |
| 19-2606 | | | R | | | | | | | 25 | 52 | | | | | | | 43 | | |

RENAULT

| METELLI ref | Spare Parts | F/R | L/R | ABS | A | B | C | D | E | F | G | H | I | L | M | Fig | NOTE |
|---|-------------|-----|-----|-----|---|---|------|-----|-------|---|---|---|----|------|---|-----|------|
| 1.7 (L48E) (69 kW) Eng.F3N 722 (06.86-12.93), F3N 723 (06.86-12.93) 3/86-2/94 | | | | | | | | | | | | | | | | | |
| 19-2350 | | F | | | | | 37 | 72 | | | | | | 37 | | | |
| 19-2606 | | R | | | | | 25 | 52 | | | | | | 43 | | | |
| 1.7 (L48M, L48F) (54 kW) Eng.F2N 750 (07.86-12.89), F3N 726 (07.89-02.94) 7/86-2/94 | | | | | | | | | | | | | | | | | |
| 19-2350 | | F | | | | | 37 | 72 | | | | | | 37 | | | |
| 19-2606 | | R | | | | | 25 | 52 | | | | | | 43 | | | |
| 1.7 (L48N) (64 kW) Eng.F2N 752 (06.87-04.89) 6/87-4/89 | | | | | | | | | | | | | | | | | |
| 19-2350 | | F | | | | | 37 | 72 | | | | | | 37 | | | |
| 19-2606 | | R | | | | | 25 | 52 | | | | | | 43 | | | |
| 1.9 D (L48H, L48I) (47 kW) Eng.F8Q 710 8/89-10/93 | | | | | | | | | | | | | | | | | |
| 19-2350 | | F | | | | | 37 | 72 | | | | | | 37 | | | |
| 19-2606 | | R | | | | | 25 | 52 | | | | | | 43 | | | |
| 2.0 (76 kW) Eng.J6R 758, J6R 759, J6R 792, J6R 793 4/88-6/89 | | | | | | | | | | | | | | | | | |
| 19-2197 | | F | | | | | 78 | 108 | | | | | 31 | 41,5 | | | |
| 19-2350 | | F | | | | | 37 | 72 | | | | | | 37 | | | |
| 19-2606 | | R | | | | | 25 | 52 | | | | | | 43 | | | |
| 2.0 (78 kW) Eng.J6R 758 5/91-10/93 | | | | | | | | | | | | | | | | | |
| 19-2197 | | F | | | | | 78 | 108 | | | | | 31 | 41,5 | | | |
| 19-2350 | | F | | | | | 37 | 72 | | | | | | 37 | | | |
| 19-2606 | | R | | | | | 25 | 52 | | | | | | 43 | | | |
| 2.0 (86 kW) Eng.J7R 750, J7R 751 4/86-6/89 | | | | | | | | | | | | | | | | | |
| 19-2197 | | F | | | | | 78 | 108 | | | | | 31 | 41,5 | | | |
| 19-2350 | | F | | | | | 37 | 72 | | | | | | 37 | | | |
| 19-2606 | | R | | | | | 25 | 52 | | | | | | 43 | | | |
| 2.0 (L483) (85 kW) Eng.J7R 750 (03.86-12.88), J7R 751 (03.86-12.88) 3/86-12/88 | | | | | | | | | | | | | | | | | |
| 19-2197 | | F | | | | | 78 | 108 | | | | | 31 | 41,5 | | | |
| 19-2624 | | R | | | | | 24,3 | 120 | 132,8 | | | | | 75 | | | -ABS |
| 2.0 (L489) (75 kW) Eng.J6R 758, J6R 759, J6R 792, J6R 793 3/86-10/93 | | | | | | | | | | | | | | | | | |
| 19-2197 | | F | | | | | 78 | 108 | | | | | 31 | 41,5 | | | |

RENAULT

| METELLI ref | Spare Parts | | F/R | L/R | | ABS | A | B | C | D | E | F | G | H | I | L | M | Fig | NOTE |
|---|-------------|--|-----|-----|--|-----|---|---|------|-----|-------|---|---|---|----|------|---|-----|------|
| 19-2624 | | | R | | | | | | 24,3 | 120 | 132,8 | | | | | 75 | | | |
| 2.0 (L48C) (88 kW) Eng.J7R 746, J7R 747 3/86-12/93 | | | | | | | | | | | | | | | | | | | |
| 19-2197 | | | F | | | | | | 78 | 108 | | | | | 31 | 41,5 | | | |
| 19-2624 | | | R | | | | | | 24,3 | 120 | 132,8 | | | | | 75 | | | -ABS |
| 2.0 (L48R) (99 kW) Eng.J7R 740 (02.90-02.94) 2/90-6/94 | | | | | | | | | | | | | | | | | | | |
| 19-2197 | | | F | | | | | | 78 | 108 | | | | | 31 | 41,5 | | | |
| 2.0 4x4 (L48R) (99 kW) Eng.J7R 740 (02.90-02.94) 12/89-2/94 | | | | | | | | | | | | | | | | | | | |
| 19-2197 | | | F | | | | | | 78 | 108 | | | | | 31 | 41,5 | | | |
| 2.0 Turbo (L485) (129 kW) Eng.J7R 752 (04.87-03.90) 4/87-3/90 | | | | | | | | | | | | | | | | | | | |
| 19-2197 | | | F | | | | | | 78 | 108 | | | | | 31 | 41,5 | | | |
| 2.0 Turbo (L48L) (119 kW) Eng.J7R 756 (02.90-.) 2/90-10/92 | | | | | | | | | | | | | | | | | | | |
| 19-2197 | | | F | | | | | | 78 | 108 | | | | | 31 | 41,5 | | | |
| 2.0 Turbo 4x4 (L48L) (119 kW) Eng.J7R 756 (02.90-.) 2/90-10/92 | | | | | | | | | | | | | | | | | | | |
| 19-2197 | | | F | | | | | | 78 | 108 | | | | | 31 | 41,5 | | | |
| 2.1 D (L480) (51 kW) Eng.J8S 784 10/92-6/94 | | | | | | | | | | | | | | | | | | | |
| 19-2197 | | | F | | | | | | 78 | 108 | | | | | 31 | 41,5 | | | |
| 2.1 D (L486) (48 kW) Eng.J8S 704 (03.86-.) 3/86-12/89 | | | | | | | | | | | | | | | | | | | |
| 19-2197 | | | F | | | | | | 78 | 108 | | | | | 31 | 41,5 | | | |
| 19-2606 | | | R | | | | | | 25 | 52 | | | | | | 43 | | | |
| 2.1 D (L48V, L48O) (53 kW) Eng.J8S 600, J8S 740 (08.89-12.92) 5/89-6/94 | | | | | | | | | | | | | | | | | | | |
| 19-2197 | | | F | | | | | | 78 | 108 | | | | | 31 | 41,5 | | | |
| 19-2606 | | | R | | | | | | 25 | 52 | | | | | | 43 | | | |
| 19-2624 | | | R | | | | | | 24,3 | 120 | 132,8 | | | | | 75 | | | |
| 2.1 TD (50 kW) Eng.J8S 704 4/86-6/89 | | | | | | | | | | | | | | | | | | | |
| 19-2197 | | | F | | | | | | 78 | 108 | | | | | 31 | 41,5 | | | |
| 19-2624 | | | R | | | | | | 24,3 | 120 | 132,8 | | | | | 75 | | | -ABS |
| 2.1 Turbo-D (L48A, L48W, L487, L488) (65 kW) Eng.J8S 714 (03.86-12.93), J8S 786 (08.91-.), J8S 788 3/86-6/94 | | | | | | | | | | | | | | | | | | | |
| 19-2197 | | | F | | | | | | 78 | 108 | | | | | 31 | 41,5 | | | |
| 19-2624 | | | R | | | | | | 24,3 | 120 | 132,8 | | | | | 75 | | | -ABS |

RENAULT

| METELLI ref | Spare Parts | F/R | L/R | ABS | A | B | C | D | E | F | G | H | I | L | M | Fig | NOTE |
|---|-------------|-----|-----|-----|---|---|------|-----|-------|---|---|---|---|----|------|-----|------|
| 2.2 (81 kW) Eng.J7T 755 4/86-6/89 | | | | | | | | | | | | | | | | | |
| 19-2197 | | F | | | | | 78 | 108 | | | | | | 31 | 41,5 | | |
| 2.2 (L48K) (79 kW) Eng.J7T 754 (08.86-12.93), J7T 755 (08.86-12.93) 7/86-2/94 | | | | | | | | | | | | | | | | | |
| 19-2197 | | F | | | | | 78 | 108 | | | | | | 31 | 41,5 | | |
| 19-2624 | | R | | | | | 24,3 | 120 | 132,8 | | | | | | 75 | | -ABS |
| 2.2 4x4 (L48K) (79 kW) Eng.J7T 754 (07.90-12.93), J7T 755 (07.90-12.93) 7/90-2/94 | | | | | | | | | | | | | | | | | |
| 19-2197 | | F | | | | | 78 | 108 | | | | | | 31 | 41,5 | | |
| 21 SW (K48_) 3/86-9/95 | | | | | | | | | | | | | | | | | |
| 1.7 (K/S481) (55 kW) Eng.F2N 712 (06.86-12.87) 6/86-3/93 | | | | | | | | | | | | | | | | | |
| 19-2350 | | F | | | | | 37 | 72 | | | | | | | 37 | | |
| 1.7 (K/S482) (65 kW) Eng.F2N 710 (10.86-12.88) 10/86-12/88 | | | | | | | | | | | | | | | | | |
| 19-2350 | | F | | | | | 37 | 72 | | | | | | | 37 | | |
| 19-2624 | | R | | | | | 24,3 | 120 | 132,8 | | | | | | 75 | | |
| 1.7 (K48E) (66 kW) Eng.F3N 722 (10.89-12.93), F3N 723 (10.89-12.93) 10/89-12/93 | | | | | | | | | | | | | | | | | |
| 19-2350 | | F | | | | | 37 | 72 | | | | | | | 37 | | |
| 19-2624 | | R | | | | | 24,3 | 120 | 132,8 | | | | | | 75 | | |
| 1.7 (K48E) (69 kW) Eng.F3N 722 (06.86-12.89), F3N 723 (06.86-12.89) 6/86-12/89 | | | | | | | | | | | | | | | | | |
| 19-2350 | | F | | | | | 37 | 72 | | | | | | | 37 | | |
| 19-2624 | | R | | | | | 24,3 | 120 | 132,8 | | | | | | 75 | | |
| 1.7 (K48M) (54 kW) Eng.F2N 750 (07.86-12.89) 6/86-12/89 | | | | | | | | | | | | | | | | | |
| 19-2350 | | F | | | | | 37 | 72 | | | | | | | 37 | | |
| 19-2624 | | R | | | | | 24,3 | 120 | 132,8 | | | | | | 75 | | |
| 1.7 (K48N) (64 kW) Eng.F2N 752 (06.87-04.89) 6/87-4/89 | | | | | | | | | | | | | | | | | |
| 19-2350 | | F | | | | | 37 | 72 | | | | | | | 37 | | |
| 19-2624 | | R | | | | | 24,3 | 120 | 132,8 | | | | | | 75 | | |
| 1.7 Cat (K48F) (54 kW) Eng.F3N 726 (07.89-06.93) 5/88-6/93 | | | | | | | | | | | | | | | | | |
| 19-2350 | | F | | | | | 37 | 72 | | | | | | | 37 | | |
| 19-2624 | | R | | | | | 24,3 | 120 | 132,8 | | | | | | 75 | | |

RENAULT

| METELLI ref | Spare Parts | | F/R | L/R | | | ABS | A | B | C | D | E | F | G | H | I | L | M | Fig | NOTE |
|--|-------------|--|-----|-----|--|--|-----|---|---|------|-----|-------|---|---|---|----|------|----|-----|------|
| 1.9 D (47 kW) Eng.F8Q 710 3/86-8/94 | | | | | | | | | | | | | | | | | | | | |
| 19-2350 | | | F | | | | | | | 37 | 72 | | | | | | | 37 | | |
| 19-2624 | | | R | | | | | | | 24,3 | 120 | 132,8 | | | | | | 75 | | |
| 2.0 (K483) (85 kW) Eng.J7R 750 (06.86-12.88), J7R 751 (06.86-12.88) 6/86-12/88 | | | | | | | | | | | | | | | | | | | | |
| 19-2197 | | | F | | | | | | | 78 | 108 | | | | | 31 | 41,5 | | | |
| 19-2624 | | | R | | | | | | | 24,3 | 120 | 132,8 | | | | | | 75 | | -ABS |
| 2.0 (K48C) (88 kW) Eng.J7R 746, J7R 747 3/86-12/93 | | | | | | | | | | | | | | | | | | | | |
| 19-2197 | | | F | | | | | | | 78 | 108 | | | | | 31 | 41,5 | | | |
| 19-2624 | | | R | | | | | | | 24,3 | 120 | 132,8 | | | | | | 75 | | -ABS |
| 2.0 (K48R) (99 kW) Eng.J7R 740 (06.90-02.94) 6/90-2/94 | | | | | | | | | | | | | | | | | | | | |
| 19-2197 | | | F | | | | | | | 78 | 108 | | | | | 31 | 41,5 | | | |
| 19-2350 | | | F | | | | | | | 37 | 72 | | | | | | | 37 | | |
| 19-2624 | | | R | | | | | | | 24,3 | 120 | 132,8 | | | | | | 75 | | -ABS |
| 2.1 D (K/S486) (48 kW) Eng.J8S 704 (10.86-.) 10/86-9/90 | | | | | | | | | | | | | | | | | | | | |
| 19-2197 | | | F | | | | | | | 78 | 108 | | | | | 31 | 41,5 | | | |
| 19-2624 | | | R | | | | | | | 24,3 | 120 | 132,8 | | | | | | 75 | | |
| 2.1 D (K/S48V, K/S48O) (53 kW) Eng.J8S 600, J8S 740 (08.89-12.92) 8/89-12/92 | | | | | | | | | | | | | | | | | | | | |
| 19-2197 | | | F | | | | | | | 78 | 108 | | | | | 31 | 41,5 | | | |
| 19-2624 | | | R | | | | | | | 24,3 | 120 | 132,8 | | | | | | 75 | | |
| 2.1 D 4x4 (K486) (48 kW) Eng.J8S 704 (10.88-.) 10/88-5/92 | | | | | | | | | | | | | | | | | | | | |
| 19-2197 | | | F | | | | | | | 78 | 108 | | | | | 31 | 41,5 | | | |
| 2.1 Turbo-D (K48A, K48W, K487, K488) (65 kW) Eng.J8S 714 (10.86-11.93), J8S 786 (04.92-.), J8S 788 10/86-11/93 | | | | | | | | | | | | | | | | | | | | |
| 19-2197 | | | F | | | | | | | 78 | 108 | | | | | 31 | 41,5 | | | |
| 19-2624 | | | R | | | | | | | 24,3 | 120 | 132,8 | | | | | | 75 | | -ABS |
| 2.2 (K48K) (79 kW) Eng.J7T 754 (08.86-11.93), J7T 755 (08.86-11.93) 6/86-11/93 | | | | | | | | | | | | | | | | | | | | |
| 19-2197 | | | F | | | | | | | 78 | 108 | | | | | 31 | 41,5 | | | |
| 19-2624 | | | R | | | | | | | 24,3 | 120 | 132,8 | | | | | | 75 | | -ABS |

RENAULT

| METELLI ref | Spare Parts | F/R | L/R | ABS | A | B | C | D | E | F | G | H | I | L | M | Fig | NOTE |
|--|-------------|-----|-----|-----|---|---|------|-----|-------|---|---|---|----|------|---|-----|------|
| 2.2 4x4 (K48K) (79 kW) Eng.J7T 754 (08.86-12.93), J7T 755 (08.86-12.93) 6/86-12/93 | | | | | | | | | | | | | | | | | |
| 19-2197 | | F | | | | | 78 | 108 | | | | | 31 | 41,5 | | | |
| 25 (B29_) 4/84-12/93 | | | | | | | | | | | | | | | | | |
| 2.0 (B297) (74 kW) Eng.J6R 706 (04.84-12.89), J6R 707 (04.84-12.89), J6R 4/84-12/92 | | | | | | | | | | | | | | | | | |
| 19-2197 | | F | | | | | 78 | 108 | | | | | 31 | 41,5 | | | |
| 19-2624 | | R | | | | | 24,3 | 120 | 132,8 | | | | | 75 | | | -ABS |
| 2.0 12V (B294) (99 kW) Eng.J7R 726 (06.89-12.92) 6/89-12/92 | | | | | | | | | | | | | | | | | |
| 19-2197 | | F | | | | | 78 | 108 | | | | | 31 | 41,5 | | | |
| 19-2624 | | R | | | | | 24,3 | 120 | 132,8 | | | | | 75 | | | -ABS |
| 2.1 Diesel (B296) (46 kW) Eng.J8S 706 (04.84-05.89) 4/84-5/89 | | | | | | | | | | | | | | | | | |
| 19-2197 | | F | | | | | 78 | 108 | | | | | 31 | 41,5 | | | |
| 19-2624 | | R | | | | | 24,3 | 120 | 132,8 | | | | | 75 | | | -ABS |
| 2.1 Diesel (B296) (51 kW) Eng.J8S 736 (06.89-12.92) 6/89-12/92 | | | | | | | | | | | | | | | | | |
| 19-2197 | | F | | | | | 78 | 108 | | | | | 31 | 41,5 | | | |
| 19-2624 | | R | | | | | 24,3 | 120 | 132,8 | | | | | 75 | | | -ABS |
| 2.1 Turbo-D FWD (B290, B29W) (63 kW) Eng.J8S 708 (04.84-12.92), J8S 738 (02.90-07.91) 4/84-12/92 | | | | | | | | | | | | | | | | | |
| 19-2197 | | F | | | | | 78 | 108 | | | | | 31 | 41,5 | | | |
| 19-2624 | | R | | | | | 24,3 | 120 | 132,8 | | | | | 75 | | | -ABS |
| 2.2 (B29) (76 kW) Eng.J7T 708, J7T 732, J7T 733 11/85-3/89 | | | | | | | | | | | | | | | | | |
| 19-2197 | | F | | | | | 78 | 108 | | | | | 31 | 41,5 | | | |
| 19-2624 | | R | | | | | 24,3 | 120 | 132,8 | | | | | 75 | | | -ABS |
| 2.2 (B29B) (79 kW) Eng.J7T 708 (09.86-12.92), J7T 732 (09.86-12.92), J7T 9/86-12/92 | | | | | | | | | | | | | | | | | |
| 19-2197 | | F | | | | | 78 | 108 | | | | | 31 | 41,5 | | | |
| 19-2624 | | R | | | | | 24,3 | 120 | 132,8 | | | | | 75 | | | -ABS |
| 2.2 (B29E) (89 kW) Eng.J7T 706 (04.84-12.89), J7T 707 (04.84-12.89), J7T 4/84-12/89 | | | | | | | | | | | | | | | | | |
| 19-2197 | | F | | | | | 78 | 108 | | | | | 31 | 41,5 | | | |
| 19-2624 | | R | | | | | 24,3 | 120 | 132,8 | | | | | 75 | | | -ABS |

RENAULT

| METELLI ref | Spare Parts | | F/R | L/R | | | ABS | A | B | C | D | E | F | G | H | I | L | M | Fig | NOTE |
|--|-------------|--------|-----|-----|--|--|-----|---|---|------|-----|-------|---|---|---|----|------|---|-----|------|
| 2.2 (B29E) (91 kW) Eng.J7T 730 (04.84-12.89), J7T 731 (04.84-12.89) 4/84-12/89 | | | | | | | | | | | | | | | | | | | | |
| 19-2197 | | | F | | | | | | | 78 | 108 | | | | | 31 | 41,5 | | | |
| 19-2624 | | | R | | | | | | | 24,3 | 120 | 132,8 | | | | | 75 | | | -ABS |
| 2.4 V6 Turbo (B295) (133 kW) Eng.Z7U 702 (10.84-05.90) 10/84-5/90 | | | | | | | | | | | | | | | | | | | | |
| 19-2197 | | | F | | | | | | | 78 | 108 | | | | | 31 | 41,5 | | | |
| 2.5 V6 Turbo (B29G) (151 kW) Eng.Z7U 700 (01.90-12.92) 1/90-12/92 | | | | | | | | | | | | | | | | | | | | |
| 19-2197 | | | F | | | | | | | 78 | 108 | | | | | 31 | 41,5 | | | |
| 2.7 V6 Injection (B298) (104 kW) Eng.Z7V 708 (04.84-08.89), Z7V 709 (04.84-08.89), Z7V 4/84-8/89 | | | | | | | | | | | | | | | | | | | | |
| 19-2197 | | | F | | | | | | | 78 | 108 | | | | | 31 | 41,5 | | | |
| 2.8 V6 (B293) (115 kW) Eng.Z7W 700 (06.87-02.90) 6/87-2/90 | | | | | | | | | | | | | | | | | | | | |
| 19-2197 | | | F | | | | | | | 78 | 108 | | | | | 31 | 41,5 | | | |
| 2.8 V6 Injection (B29A) (100 kW) Eng.Z7W 702 (06.86-02.88) 6/86-2/88 | | | | | | | | | | | | | | | | | | | | |
| 19-2197 | | | F | | | | | | | 78 | 108 | | | | | 31 | 41,5 | | | |
| 2.8 V6 Injection (B29F) (110 kW) Eng.Z7W 706 (06.87-12.92), Z7W 707 (06.87-12.92), Z7W 6/87-12/92 | | | | | | | | | | | | | | | | | | | | |
| 19-2197 | | | F | | | | | | | 78 | 108 | | | | | 31 | 41,5 | | | |
| 30 (127_) 2/75-3/86 | | | | | | | | | | | | | | | | | | | | |
| 2.1 Turbo-D (1270) (63 kW) Eng.J8S 702 (02.82-03.86) 2/82-3/86 | | | | | | | | | | | | | | | | | | | | |
| 19-2197 | | | F | | | | | | | 78 | 108 | | | | | 31 | 41,5 | | | |
| 19-2624 | | 01/84- | R | | | | | | | 24,3 | 120 | 132,8 | | | | | 75 | | | |
| 2.6 (1273) (92 kW) Eng.112 (08.76-08.78) 8/76-8/78 | | | | | | | | | | | | | | | | | | | | |
| 19-2198 | | | F | | | | | | | 42 | 84 | | | | | | 39 | | | |
| 2.6 TS (1275) (94 kW) Eng.144 (07.78-01.84) 7/78-1/84 | | | | | | | | | | | | | | | | | | | | |
| 19-2198 | | | F | | | | | | | 42 | 84 | | | | | | 39 | | | |
| 2.6 TX (1278) (105 kW) Eng.140 (10.78-12.83) 10/78-12/83 | | | | | | | | | | | | | | | | | | | | |
| 19-2198 | | | F | | | | | | | 42 | 84 | | | | | | 39 | | | |

RENAULT

| METELLI ref | Spare Parts | | F/R | L/R | | | ABS | A | B | C | D | E | F | G | H | I | L | M | Fig | NOTE |
|---|-------------|--------|-----|-----|--|--|-----|---|---|----|----|---|---|---|---|---|---|----|-----|-----------|
| 4 (112_) 1/61-6/93 | | | | | | | | | | | | | | | | | | | | |
| 0.8 (1123) (19 kW) Eng.800 705 10/62-9/83 | | | | | | | | | | | | | | | | | | | | |
| 19-2617 | | 01/77- | R | | | | | | | 20 | 47 | | | | | | | 15 | | |
| 0.8 (1123) (21 kW) Eng.800 705, B1B 707 10/83-10/88 | | | | | | | | | | | | | | | | | | | | |
| 19-2617 | | | R | | | | | | | 20 | 47 | | | | | | | 15 | | |
| 0.8 (1123) (25 kW) Eng.800 01 9/71-12/88 | | | | | | | | | | | | | | | | | | | | |
| 19-2617 | | 01/77- | R | | | | | | | 20 | 47 | | | | | | | 15 | | |
| 1.0 (112C) (25 kW) Eng.C1C 708 (06.87-06.93) 6/87-6/93 | | | | | | | | | | | | | | | | | | | | |
| 19-2617 | | | R | | | | | | | 20 | 47 | | | | | | | 15 | | |
| 1.1 (32 kW) Eng.C1E 714 6/86-6/90 | | | | | | | | | | | | | | | | | | | | |
| 19-2617 | | | R | | | | | | | 20 | 47 | | | | | | | 15 | | |
| 1.1 (1128, S128) (25 kW) Eng.688 712, C1E 714, C1E 719 6/78-6/90 | | | | | | | | | | | | | | | | | | | | |
| 19-2617 | | | R | | | | | | | 20 | 47 | | | | | | | 15 | | |
| 5 (122_) 1/72-12/85 | | | | | | | | | | | | | | | | | | | | |
| 0.8 (1221, 1391) (27 kW) Eng.800 710 (01.82-12.84) 1/82-12/84 | | | | | | | | | | | | | | | | | | | | |
| 19-2617 | | | R | | | | | | | 20 | 47 | | | | | | | 15 | | |
| 1.0 (1222, 1392) (32 kW) Eng.689 710 1/72-12/85 | | | | | | | | | | | | | | | | | | | | |
| 19-2617 | | 01/77- | R | | | | | | | 20 | 47 | | | | | | | 15 | | Mod. 1222 |
| 1.1 (1227, 1397) (33 kW) Eng.688 713, C1E 726 (01.81-12.85) 9/80-12/85 | | | | | | | | | | | | | | | | | | | | |
| 19-2617 | | | R | | | | | | | 20 | 47 | | | | | | | 15 | | |
| 1.3 (1224, 1394) (47 kW) Eng.810 725 (09.75-09.84) 9/75-9/84 | | | | | | | | | | | | | | | | | | | | |
| 19-2617 | | 01/77- | R | | | | | | | 20 | 47 | | | | | | | 15 | | Mod. 1224 |
| 1.3 (1225, 1395) (33 kW) Eng.810 719 (06.79-09.84) 6/79-9/84 | | | | | | | | | | | | | | | | | | | | |
| 19-2617 | | | R | | | | | | | 20 | 47 | | | | | | | 15 | | |
| 1.3 (1225) (31 kW) Eng.810 726 (09.76-09.79) 9/76-9/79 | | | | | | | | | | | | | | | | | | | | |
| 19-2617 | | 01/77- | R | | | | | | | 20 | 47 | | | | | | | 15 | | |

RENAULT

| METELLI ref | Spare Parts | | F/R | L/R | | | ABS | A | B | C | D | E | F | G | H | I | L | M | Fig | NOTE |
|--|-------------|--------|-----|-----|--|--|-----|---|---|----|----|---|---|---|---|---|---|---|-----|------|
| 1.4 (L422, L42C) (44 kW) Eng.C1J 715 (12.81-12.88), C1J 792 (12.81-12.88), C1J 12/81-12/88 | | | | | | | | | | | | | | | | | | | | |
| 19-2196 | | | F | | | | | | | 35 | 65 | | | | | | | | 35 | |
| 19-2665 | | | R | | | | | | | 25 | 52 | | | | | | | | 37 | |
| 1.4 (L423, L42R) (49 kW) Eng.C2J 720 (10.86-11.87), C2J 766 (09.85-12.88), C2J 9/85-12/88 | | | | | | | | | | | | | | | | | | | | |
| 19-2196 | | | F | | | | | | | 35 | 65 | | | | | | | | 35 | |
| 19-2665 | | | R | | | | | | | 25 | 52 | | | | | | | | 37 | |
| 1.4 (L423) (53 kW) Eng.C2J 717 (03.83-12.85), C2J 755 (10.82-12.84) 9/81-12/85 | | | | | | | | | | | | | | | | | | | | |
| 19-2196 | | | F | | | | | | | 35 | 65 | | | | | | | | 35 | |
| 19-2665 | | | R | | | | | | | 25 | 52 | | | | | | | | 37 | |
| 1.4 Automatik (L423) (50 kW) Eng.C2J 718 (03.83-12.85), C2J 757 (10.82-12.84) 9/81-12/85 | | | | | | | | | | | | | | | | | | | | |
| 19-2196 | | | F | | | | | | | 35 | 65 | | | | | | | | 35 | |
| 19-2665 | | | R | | | | | | | 25 | 52 | | | | | | | | 37 | |
| 1.4 Turbo (85 kW) Eng.C1J 764 (12.86-12.86) 12/86-12/89 | | | | | | | | | | | | | | | | | | | | |
| 19-2196 | | | F | | | | | | | 35 | 65 | | | | | | | | 35 | |
| 19-2665 | | | R | | | | | | | 25 | 52 | | | | | | | | 37 | |
| 1.4 Turbo (87 kW) Eng.C1J 764 7/86-12/89 | | | | | | | | | | | | | | | | | | | | |
| 19-2665 | | | R | | | | | | | 25 | 52 | | | | | | | | 37 | |
| 1.4 Turbo (L425) (77 kW) Eng.C1J 760 (04.84-12.86), C1J 764 (04.84-12.86) 4/84-12/86 | | | | | | | | | | | | | | | | | | | | |
| 19-2196 | | | F | | | | | | | 35 | 65 | | | | | | | | 35 | |
| 19-2614 | | 10/86- | R | | | | | | | 25 | 52 | | | | | | | | 37 | |
| 19-2665 | | -09/86 | R | | | | | | | 25 | 52 | | | | | | | | 37 | |
| 1.6 D (L424) (40 kW) Eng.F8M 700 (10.82-12.88), F8M 720 (10.82-12.88), F8M 10/82-12/88 | | | | | | | | | | | | | | | | | | | | |
| 19-2196 | | | F | | | | | | | 35 | 65 | | | | | | | | 35 | |
| 19-2665 | | | R | | | | | | | 25 | 52 | | | | | | | | 37 | |
| 1.7 (L426) (59 kW) Eng.F2N 700 (09.84-12.87), F2N 704 (09.84-12.87) 9/84-12/89 | | | | | | | | | | | | | | | | | | | | |
| 19-2196 | | | F | | | | | | | 35 | 65 | | | | | | | | 35 | |
| 19-2665 | | | R | | | | | | | 25 | 52 | | | | | | | | 37 | |
| 1.7 (L42E) (69 kW) Eng.F3N 708 (06.87-12.88) 6/87-12/88 | | | | | | | | | | | | | | | | | | | | |
| 19-2196 | | | F | | | | | | | 35 | 65 | | | | | | | | 35 | |

RENAULT

| METELLI ref | Spare Parts | | F/R | L/R | | | ABS | A | B | C | D | E | F | G | H | I | L | M | Fig | NOTE |
|--|-------------|--|-----|-----|--|--|-----|---|---|----|----|-----|---|---|---|---|----|---|-----|-----------------|
| 19-2665 | | | R | | | | | | | 25 | 52 | | | | | | 37 | | | |
| 1.7 (L42F) (54 kW) Eng.F3N 718 (10.86-12.88) 10/86-12/88 | | | | | | | | | | | | | | | | | | | | |
| 19-2196 | | | F | | | | | | | 35 | 65 | | | | | | 35 | | | |
| 19-2665 | | | R | | | | | | | 25 | 52 | | | | | | 37 | | | |
| 1.7 (L42L) (55 kW) Eng.F2N 730 (10.86-12.88) 10/86-12/88 | | | | | | | | | | | | | | | | | | | | |
| 19-2196 | | | F | | | | | | | 35 | 65 | | | | | | 35 | | | |
| 19-2665 | | | R | | | | | | | 25 | 52 | | | | | | 37 | | | |
| 1.7 (L42N) (65 kW) Eng.F2N 708 (10.86-12.88), F2N 710 (10.86-12.88), F2N 10/86-12/88 | | | | | | | | | | | | | | | | | | | | |
| 19-2196 | | | F | | | | | | | 35 | 65 | | | | | | 35 | | | |
| 19-2665 | | | R | | | | | | | 25 | 52 | | | | | | 37 | | | |
| Arkana I (LCM_) 8/19-1/70 | | | | | | | | | | | | | | | | | | | | |
| 1.3 TCe 150 4x4 (110 kW) Eng.H5H 460 8/19-1/70 | | | | | | | | | | | | | | | | | | | | |
| 19-2980 | | | R | | | | | | | 42 | 77 | | | | | | 39 | | | Rear Disc Brake |
| 1.6 4x4 (84 kW) Eng.H4M 442 8/19-1/70 | | | | | | | | | | | | | | | | | | | | |
| 19-2980 | | | R | | | | | | | 42 | 77 | | | | | | 39 | | | Rear Disc Brake |
| Avantime (DE0_) 9/01-5/03 | | | | | | | | | | | | | | | | | | | | |
| 2.0 16V Turbo (DE0U, DE0V) (120 kW) Eng.F4R 760, F4R 761 11/01-5/03 | | | | | | | | | | | | | | | | | | | | |
| 19-2448 | | | R | | | | 44 | | | 30 | | 133 | | | | | 75 | | | |
| 2.2 dCi (DE01) (110 kW) Eng.G9T 712 5/02-5/03 | | | | | | | | | | | | | | | | | | | | |
| 19-2448 | | | R | | | | 44 | | | 30 | | 133 | | | | | 75 | | | |
| 3.0 V6 (DE04, DE0T) (152 kW) Eng.L7X 720, L7X 721, L7X 722 9/01-5/03 | | | | | | | | | | | | | | | | | | | | |
| 19-2448 | | | R | | | | 44 | | | 30 | | 133 | | | | | 75 | | | |
| Captur I (J5_, H5_) 6/13-1/70 | | | | | | | | | | | | | | | | | | | | |
| 0.9 TCe 90 (66 kW) Eng.H4B 400 6/13-1/70 | | | | | | | | | | | | | | | | | | | | |
| 19-2347 | | | F | | | | | | | 37 | 72 | | | | | | 37 | | | |
| 19-8135 | | | R | | | | | | | 30 | 62 | | | | | | 48 | | | |

RENAULT

| METELLI ref | Spare Parts | | F/R | L/R | | | ABS | A | B | C | D | E | F | G | H | I | L | M | Fig | NOTE |
|--|-------------|--|-----|-----|--|--|-----|---|---|----|----|---|---|---|---|---|---|---|-----|-----------------|
| 1.2 T (83 kW) Eng.H5F 403 6/13-1/70 | | | | | | | | | | | | | | | | | | | | |
| 19-8135 | | | R | | | | | | | 30 | 62 | | | | | | | | 48 | |
| 1.2 T (85 kW) Eng.H5F 403 6/15-1/70 | | | | | | | | | | | | | | | | | | | | |
| 19-8135 | | | R | | | | | | | 30 | 62 | | | | | | | | 48 | Rear Drum Brake |
| 1.2 TCe (J5AU) (97 kW) Eng.H5F 408 2/18-1/70 | | | | | | | | | | | | | | | | | | | | |
| 19-8135 | | | R | | | | | | | 30 | 62 | | | | | | | | 48 | Rear Drum Brake |
| 1.2 TCe 120 (87 kW) Eng.H5F 408, H5F 412 1/16-1/70 | | | | | | | | | | | | | | | | | | | | |
| 19-2348 | | | F | | | | | | | 42 | 77 | | | | | | | | 39 | |
| 19-8135 | | | R | | | | | | | 30 | 62 | | | | | | | | 48 | |
| 1.2 TCe 120 (88 kW) Eng.H5F 403 6/13-1/70 | | | | | | | | | | | | | | | | | | | | |
| 19-2348 | | | F | | | | | | | 42 | 77 | | | | | | | | 39 | |
| 19-8135 | | | R | | | | | | | 30 | 62 | | | | | | | | 48 | |
| 1.3 TCe 130 (J5NJ) (96 kW) Eng.H5H 450, H5H 470 3/18-1/70 | | | | | | | | | | | | | | | | | | | | |
| 19-8135 | | | R | | | | | | | 30 | 62 | | | | | | | | 48 | |
| 1.3 TCe 150 (J5NK) (110 kW) Eng.H5H 450, H5H 470 3/18-1/70 | | | | | | | | | | | | | | | | | | | | |
| 19-8135 | | | R | | | | | | | 30 | 62 | | | | | | | | 48 | |
| 1.5 dCi (J5MW) (63 kW) Eng.K9K 830 6/13-1/70 | | | | | | | | | | | | | | | | | | | | |
| 19-8135 | | | R | | | | | | | 30 | 62 | | | | | | | | 48 | Rear Drum Brake |
| 1.5 dCi 110 (81 kW) Eng.K9K 646, K9K 856 1/15-1/70 | | | | | | | | | | | | | | | | | | | | |
| 19-2348 | | | F | | | | | | | 42 | 77 | | | | | | | | 39 | |
| 19-8135 | | | R | | | | | | | 30 | 62 | | | | | | | | 48 | |
| 1.5 dCi 90 (66 kW) Eng.K9K 608, K9K 609, K9K 628, K9K 629, K9K 838 6/13-1/70 | | | | | | | | | | | | | | | | | | | | |
| 19-2348 | | | F | | | | | | | 42 | 77 | | | | | | | | 39 | |
| 19-8135 | | | R | | | | | | | 30 | 62 | | | | | | | | 48 | |
| 1.6 (84 kW) Eng.H4M 750 2/18-1/70 | | | | | | | | | | | | | | | | | | | | |
| 19-2872 | | | F | | | | | | | 42 | 80 | | | | | | | | 39 | |

RENAULT

| METELLI ref | Spare Parts | | F/R | L/R | | | ABS | A | B | C | D | E | F | G | H | I | L | M | Fig | NOTE |
|---|-------------|--|-----|-----|--|--|-----|---|---|----|----|---|---|---|---|---|---|----|-----|------------|
| Clio I (B/C57_, 5/357_)/ Lutecia 5/90-9/98 | | | | | | | | | | | | | | | | | | | | |
| 1.1 (34 kW) Eng.C1E 700 1/91-9/98 | | | | | | | | | | | | | | | | | | | | |
| 19-2196 | | | F | | | | | | | 35 | 65 | | | | | | | 35 | | -ABS |
| 19-2665 | | | R | | | | | | | 25 | 52 | | | | | | | 37 | | |
| 1.1 (36 kW) Eng.C1E 700 4/92-8/92 | | | | | | | | | | | | | | | | | | | | |
| 19-2665 | | | R | | | | | | | 25 | 52 | | | | | | | 37 | | |
| 1.2 (5/357Y, 5/357K) (40 kW) Eng.D7F 730 (01.96-) 1/96-9/98 | | | | | | | | | | | | | | | | | | | | |
| 19-2196 | | | F | | | | | | | 35 | 65 | | | | | | | 35 | | -ABS |
| 19-2350 | | | F | | | | | | | 37 | 72 | | | | | | | 37 | | |
| 19-2614 | | | R | | | | | | | 25 | 52 | | | | | | | 37 | | Brake disc |
| 19-2665 | | | R | | | | | | | 25 | 52 | | | | | | | 37 | | Brake drum |
| 1.2 (5/357Y, 5/357K) (43 kW) Eng.D7F 730 (01.96-) 1/96-9/98 | | | | | | | | | | | | | | | | | | | | |
| 19-2196 | | | F | | | | | | | 35 | 65 | | | | | | | 35 | | -ABS |
| 19-2350 | | | F | | | | | | | 37 | 72 | | | | | | | 37 | | |
| 19-2614 | | | R | | | | | | | 25 | 52 | | | | | | | 37 | | Brake disc |
| 19-2665 | | | R | | | | | | | 25 | 52 | | | | | | | 37 | | Brake drum |
| 1.2 (B/C/S572) (44 kW) Eng.E5F 710 5/90-3/96 | | | | | | | | | | | | | | | | | | | | |
| 19-2196 | | | F | | | | | | | 35 | 65 | | | | | | | 35 | | -ABS |
| 19-2665 | | | R | | | | | | | 25 | 52 | | | | | | | 37 | | |
| 1.2 (B/C/S577) (40 kW) Eng.C3G 720 (01.96-12.96) 1/96-12/96 | | | | | | | | | | | | | | | | | | | | |
| 19-2196 | | | F | | | | | | | 35 | 65 | | | | | | | 35 | | -ABS |
| 19-2665 | | | R | | | | | | | 25 | 52 | | | | | | | 37 | | |
| 1.2 (B/C/S57A, B/C57S, 5/357F, 5/357J, 5/357L, 5/3 (43 kW) Eng.E7F 700, E7F 708, E7F 750 (01.94-) 5/90-9/98 | | | | | | | | | | | | | | | | | | | | |
| 19-2196 | | | F | | | | | | | 35 | 65 | | | | | | | 35 | | -ABS |
| 19-2350 | | | F | | | | | | | 37 | 72 | | | | | | | 37 | | +ABS |
| 19-2614 | | | R | | | | | | | 25 | 52 | | | | | | | 37 | | Brake disc |
| 19-2665 | | | R | | | | | | | 25 | 52 | | | | | | | 37 | | Brake drum |

RENAULT

| METELLI ref | Spare Parts | | F/R | L/R | | | ABS | A | B | C | D | E | F | G | H | I | L | M | Fig | NOTE |
|---|-------------|--|-----|-----|--|--|-----|---|---|----|----|---|---|---|---|---|----|---|-----|--------------------------|
| 1.2 (B/C57R) (40 kW) Eng.E7F 700, E7F 704, E7F 706 (01.91-.), E7F 708, E7F 1/91-6/96 | | | | | | | | | | | | | | | | | | | | |
| 19-2196 | | | F | | | | | | | 35 | 65 | | | | | | 35 | | | -ABS |
| 19-2350 | | | F | | | | | | | 37 | 72 | | | | | | 37 | | | |
| 19-2665 | | | R | | | | | | | 25 | 52 | | | | | | 37 | | | |
| 1.4 (57 kW) Eng.E6J 712, E6J 713, E6J 760 5/90-2/98 | | | | | | | | | | | | | | | | | | | | |
| 19-2196 | | | F | | | | | | | 35 | 65 | | | | | | 35 | | | -ABS |
| 19-2350 | | | F | | | | | | | 37 | 72 | | | | | | 37 | | | +ABS |
| 19-2665 | | | R | | | | | | | 25 | 52 | | | | | | 37 | | | |
| 1.4 (59 kW) Eng.E7J 710, E7J 711 1/91-9/98 | | | | | | | | | | | | | | | | | | | | |
| 19-2196 | | | F | | | | | | | 35 | 65 | | | | | | 35 | | | -ABS |
| 19-2350 | | | F | | | | | | | 37 | 72 | | | | | | 37 | | | |
| 19-2665 | | | R | | | | | | | 25 | 52 | | | | | | 37 | | | |
| 1.4 (B/C57T, B/C57Y) (58 kW) Eng.E7J 601, E7J 718 (01.91-.), E7J 719 (01.91-.), E7J 1/91-9/98 | | | | | | | | | | | | | | | | | | | | |
| 19-2196 | | | F | | | | | | | 35 | 65 | | | | | | 35 | | | -ABS |
| 19-2350 | | | F | | | | | | | 37 | 72 | | | | | | 37 | | | +ABS |
| 1.4 (B57J, C57J) (55 kW) Eng.E6J 718, E7J 756, E7J 757 1/91-9/98 | | | | | | | | | | | | | | | | | | | | |
| 19-2196 | | | F | | | | | | | 35 | 65 | | | | | | 35 | | | -ABS |
| 19-2350 | | | F | | | | | | | 37 | 72 | | | | | | 37 | | | +ABS, A/T |
| 19-2614 | | | R | | | | | | | 25 | 52 | | | | | | 37 | | | Brake disc |
| 19-2665 | | | R | | | | | | | 25 | 52 | | | | | | 37 | | | Brake drum |
| 1.8 (B/C578) (66 kW) Eng.F3P 710, F3P 712, F3P 714, F3P 754 (08.94-.), F3P 8/94-4/96 | | | | | | | | | | | | | | | | | | | | |
| 19-2196 | | | F | | | | | | | 35 | 65 | | | | | | 35 | | | -ABS |
| 19-2350 | | | F | | | | | | | 37 | 72 | | | | | | 37 | | | |
| 19-2614 | | | R | | | | | | | 25 | 52 | | | | | | 37 | | | |
| 1.8 (B/C57C, B/C57U) (65 kW) Eng.F3P 710 (01.91-.), F3P 714 (01.91-) 1/91-9/98 | | | | | | | | | | | | | | | | | | | | |
| 19-2196 | | | F | | | | | | | 35 | 65 | | | | | | 35 | | | -ABS |
| 19-2350 | | | F | | | | | | | 37 | 72 | | | | | | 37 | | | Mod. 357U, +ABS, M/T+A/T |
| 19-2614 | | | R | | | | | | | 25 | 52 | | | | | | 37 | | | Brake disc |
| 19-2665 | | | R | | | | | | | 25 | 52 | | | | | | 37 | | | Brake drum |

RENAULT

| METELLI ref | Spare Parts | | F/R | L/R | | | ABS | A | B | C | D | E | F | G | H | I | L | M | Fig | NOTE |
|---|-------------|--------|-----|-----|--|--|-----|---|---|----|----|---|---|---|---|---|----|---|-----|------------|
| 1.8 16V (C57D) (99 kW) Eng.F7P 722 (08.91-06.94) 1/91-3/96 | | | | | | | | | | | | | | | | | | | | |
| 19-2196 | | | F | | | | | | | 35 | 65 | | | | | | 35 | | | -ABS |
| 19-2350 | | | F | | | | | | | 37 | 72 | | | | | | 37 | | | |
| 19-2614 | | | R | | | | | | | 25 | 52 | | | | | | 37 | | | |
| 1.8 Rsi (B/C579) (80 kW) Eng.F3P 712 (01.93-.) 1/93-8/95 | | | | | | | | | | | | | | | | | | | | |
| 19-2196 | | | F | | | | | | | 35 | 65 | | | | | | 35 | | | -ABS |
| 19-2350 | | | F | | | | | | | 37 | 72 | | | | | | 37 | | | +ABS |
| 19-2614 | | | R | | | | | | | 25 | 52 | | | | | | 37 | | | |
| 1.8 Rsi (B/C57H) (79 kW) Eng.F3P 758 (08.95-.) 8/95-9/98 | | | | | | | | | | | | | | | | | | | | |
| 19-2196 | | | F | | | | | | | 35 | 65 | | | | | | 35 | | | -ABS |
| 19-2350 | | | F | | | | | | | 37 | 72 | | | | | | 37 | | | +ABS |
| 19-2614 | | | R | | | | | | | 25 | 52 | | | | | | 37 | | | |
| 1.9 D (40 kW) Eng.F8Q 678 1/97-9/98 | | | | | | | | | | | | | | | | | | | | |
| 19-2196 | | | F | | | | | | | 35 | 65 | | | | | | 35 | | | -ABS |
| 19-2350 | | | F | | | | | | | 37 | 72 | | | | | | 37 | | | |
| 19-2614 | | | R | | | | | | | 25 | 52 | | | | | | 37 | | | Brake disc |
| 19-2665 | | | R | | | | | | | 25 | 52 | | | | | | 37 | | | Brake drum |
| 1.9 D (48 kW) Eng.F8Q 632, F8Q 676, F8Q 696, F8Q 714 5/96-2/98 | | | | | | | | | | | | | | | | | | | | |
| 19-2196 | | | F | | | | | | | 35 | 65 | | | | | | 35 | | | -ABS |
| 19-2350 | | | F | | | | | | | 37 | 72 | | | | | | 37 | | | |
| 19-2614 | | | R | | | | | | | 25 | 52 | | | | | | 37 | | | Brake disc |
| 1.9 D (B/C/S576, B/C/S57L) (47 kW) Eng.F8Q 730 (01.91-12.93), F8Q 732 (01.91-.) 1/91-9/98 | | | | | | | | | | | | | | | | | | | | |
| 19-2196 | | | F | | | | | | | 35 | 65 | | | | | | 35 | | | -ABS |
| 19-2350 | | | F | | | | | | | 37 | 72 | | | | | | 37 | | | |
| 19-2614 | | | R | | | | | | | 25 | 52 | | | | | | 37 | | | Brake disc |
| 19-2665 | | | R | | | | | | | 25 | 52 | | | | | | 37 | | | Brake drum |
| Electric (21 kW) Eng.2DB 701 5/96-2/98 | | | | | | | | | | | | | | | | | | | | |
| 19-2196 | | -07/97 | F | | | | | | | 35 | 65 | | | | | | 35 | | | |

RENAULT

| METELLI ref | Spare Parts | F/R | L/R | ABS | A | B | C | D | E | F | G | H | I | L | M | Fig | NOTE |
|---|-------------|-----|-----|-----|---|---|----|----|---|---|---|---|---|----|---|-----|-----------------|
| Williams (B/C57M) (108 kW) Eng.F7R 700 (01.94-.) 1/94-9/98 | | | | | | | | | | | | | | | | | |
| 19-2196 | | F | | | | | 35 | 65 | | | | | | 35 | | | -ABS |
| 19-2350 | | F | | | | | 37 | 72 | | | | | | 37 | | | |
| 19-2614 | | R | | | | | 25 | 52 | | | | | | 37 | | | |
| Clio I (LB_) 5/00-6/14 | | | | | | | | | | | | | | | | | |
| 1.6 (82 kW) Eng.K4M 736 1/04-12/08 | | | | | | | | | | | | | | | | | |
| 19-2350 | | F | | | | | 37 | 72 | | | | | | 37 | | | Brake disc |
| 19-2665 | | R | | | | | 25 | 52 | | | | | | 37 | | | Rear Drum Brake |
| Clio II (BB_, CB_) / Lutecia 9/98-1/70 | | | | | | | | | | | | | | | | | |
| 1.0 (40 kW) Eng.D7D 760 2/00-5/01 | | | | | | | | | | | | | | | | | |
| 19-2665 | | R | | | | | 25 | 52 | | | | | | 37 | | | Rear Drum Brake |
| 1.2 (BB0A, BB0F, BB10, BB1K, BB28, BB2D, BB2H, CB0 (43 kW) Eng.D7F 710, D7F 720, D7F 722, D7F 726, D7F 744, D7F 7 9/98-2/10 | | | | | | | | | | | | | | | | | |
| 19-2196 | | F | | | | | 35 | 65 | | | | | | 35 | | | |
| 19-2665 | | R | | | | | 25 | 52 | | | | | | 37 | | | |
| 1.2 16V (BB05, BB0W, BB11, BB27, BB2T, BB2U, BB2V, (55 kW) Eng.D4F 706, D4F 712, D4F 714, D4F 722, D4F 728 6/01-8/16 | | | | | | | | | | | | | | | | | |
| 19-2196 | | F | | | | | 35 | 65 | | | | | | 35 | | | |
| 19-2350 | | F | | | | | 37 | 72 | | | | | | 37 | | | |
| 19-2614 | | R | | | | | 25 | 52 | | | | | | 37 | | | Brake disc |
| 19-2665 | | R | | | | | 25 | 52 | | | | | | 37 | | | Brake drum |
| 1.2 LPG (43 kW) Eng.D7F 764, D7F 766 9/98-6/09 | | | | | | | | | | | | | | | | | |
| 19-2196 | | F | | | | | 35 | 65 | | | | | | 35 | | | |
| 19-2350 | | F | | | | | 37 | 72 | | | | | | 37 | | | |
| 19-2614 | | R | | | | | 25 | 52 | | | | | | 37 | | | Brake disc |
| 19-2665 | | R | | | | | 25 | 52 | | | | | | 37 | | | Brake drum |
| 1.2 LPG (BB0A, CB0A) (44 kW) Eng.D7F 722 3/99-5/01 | | | | | | | | | | | | | | | | | |
| 19-2196 | | F | | | | | 35 | 65 | | | | | | 35 | | | |
| 19-2665 | | R | | | | | 25 | 52 | | | | | | 37 | | | |

RENAULT

| METELLI ref | Spare Parts | | F/R | L/R | | | ABS | A | B | C | D | E | F | G | H | I | L | M | Fig | NOTE |
|--|-------------|--|-----|-----|--|--|-----|---|---|----|----|---|---|---|---|---|---|---|-----|------------|
| 1.4 (B/CB0C) (55 kW) Eng.E7J 634, E7J 635, E7J 780 (09.98-), K7J 700 9/98-5/05 | | | | | | | | | | | | | | | | | | | | |
| 19-2350 | | | F | | | | | | | 37 | 72 | | | | | | | | 37 | |
| 19-2665 | | | R | | | | | | | 25 | 52 | | | | | | | | 37 | |
| 1.4 16V (B/CB0L) (70 kW) Eng.K4J 712, K4J 713 10/99-9/04 | | | | | | | | | | | | | | | | | | | | |
| 19-2350 | | | F | | | | | | | 37 | 72 | | | | | | | | 37 | |
| 19-2665 | | | R | | | | | | | 25 | 52 | | | | | | | | 37 | Brake drum |
| 1.4 16V (B/CB0P) (72 kW) Eng.K4J 710, K4J 711, K4J 712, K4J 713, K4J 715 2/00-7/08 | | | | | | | | | | | | | | | | | | | | |
| 19-2196 | | | F | | | | | | | 35 | 65 | | | | | | | | 35 | |
| 19-2350 | | | F | | | | | | | 37 | 72 | | | | | | | | 37 | |
| 19-2614 | | | R | | | | | | | 25 | 52 | | | | | | | | 37 | Brake disc |
| 19-2665 | | | R | | | | | | | 25 | 52 | | | | | | | | 37 | Brake drum |
| 1.5 dCi (42 kW) Eng.K9K 704 6/01-12/06 | | | | | | | | | | | | | | | | | | | | |
| 19-2350 | | | F | | | | | | | 37 | 72 | | | | | | | | 37 | |
| 19-2614 | | | R | | | | | | | 25 | 52 | | | | | | | | 37 | Brake disc |
| 19-2665 | | | R | | | | | | | 25 | 52 | | | | | | | | 37 | Brake drum |
| 1.5 dCi (74 kW) Eng.K9K 712 10/03-4/05 | | | | | | | | | | | | | | | | | | | | |
| 19-2350 | | | F | | | | | | | 37 | 72 | | | | | | | | 37 | |
| 19-2665 | | | R | | | | | | | 25 | 52 | | | | | | | | 37 | Brake drum |
| 1.5 dCi (B/C2J) (50 kW) Eng.K9K 700, K9K 714 8/04-12/12 | | | | | | | | | | | | | | | | | | | | |
| 19-2350 | | | F | | | | | | | 37 | 72 | | | | | | | | 37 | |
| 19-2614 | | | R | | | | | | | 25 | 52 | | | | | | | | 37 | Brake disc |
| 19-2665 | | | R | | | | | | | 25 | 52 | | | | | | | | 37 | Brake drum |
| 1.5 dCi (B/CB03) (59 kW) Eng.K9K 702 6/01-10/03 | | | | | | | | | | | | | | | | | | | | |
| 19-2350 | | | F | | | | | | | 37 | 72 | | | | | | | | 37 | |
| 19-2614 | | | R | | | | | | | 25 | 52 | | | | | | | | 37 | Brake disc |
| 19-2665 | | | R | | | | | | | 25 | 52 | | | | | | | | 37 | Brake drum |
| 1.5 dCi (B/CB07) (48 kW) Eng.K9K 700, K9K 704 6/01-7/09 | | | | | | | | | | | | | | | | | | | | |
| 19-2350 | | | F | | | | | | | 37 | 72 | | | | | | | | 37 | |
| 19-2614 | | | R | | | | | | | 25 | 52 | | | | | | | | 37 | Brake disc |

RENAULT

| METELLI ref | Spare Parts | F/R | L/R | ABS | A | B | C | D | E | F | G | H | I | L | M | Fig | NOTE |
|---|-------------|-----|-----|-----|---|---|----|----|---|---|---|---|---|----|---|-----|-----------------|
| 19-2665 | | R | | | | | 25 | 52 | | | | | | 37 | | | Brake drum |
| 1.5 dCi (B/CB08) (60 kW) Eng.K9K 702 6/01-4/05 | | | | | | | | | | | | | | | | | |
| 19-2350 | | F | | | | | 37 | 72 | | | | | | 37 | | | |
| 19-2614 | | R | | | | | 25 | 52 | | | | | | 37 | | | Brake disc |
| 19-2665 | | R | | | | | 25 | 52 | | | | | | 37 | | | Brake drum |
| 1.5 dCi (B/CB3M) (47 kW) Eng.K9K 740 6/05-12/10 | | | | | | | | | | | | | | | | | |
| 19-2350 | | F | | | | | 37 | 72 | | | | | | 37 | | | |
| 19-2665 | | R | | | | | 25 | 52 | | | | | | 37 | | | Brake drum |
| 1.5 dCi (BB3N, CB3N) (62 kW) Eng.K9K 718 2/07-6/09 | | | | | | | | | | | | | | | | | |
| 19-2350 | | F | | | | | 37 | 72 | | | | | | 37 | | | |
| 19-2665 | | R | | | | | 25 | 52 | | | | | | 37 | | | |
| 1.6 (81 kW) Eng.K4M 740, K4M 748 11/04-2/09 | | | | | | | | | | | | | | | | | |
| 19-2350 | | F | | | | | 37 | 72 | | | | | | 37 | | | |
| 19-2665 | | R | | | | | 25 | 52 | | | | | | 37 | | | Rear Drum Brake |
| 1.6 (B/CB0D) (66 kW) Eng.K7M 744, K7M 745, K7M 746 9/98-5/05 | | | | | | | | | | | | | | | | | |
| 19-2350 | | F | | | | | 37 | 72 | | | | | | 37 | | | |
| 19-2665 | | R | | | | | 25 | 52 | | | | | | 37 | | | Brake drum |
| 1.6 16v (82 kW) Eng.K4M 708 3/99-12/08 | | | | | | | | | | | | | | | | | |
| 19-2665 | | R | | | | | 25 | 52 | | | | | | 37 | | | |
| 1.6 16V (BB01, BB0H, BB0T, BB14, BB1D, BB1R, BB2KL (79 kW) Eng.K4M 708, K4M 740, K4M 742, K4M 743, K4M 744, K4M 7 9/98-4/05 | | | | | | | | | | | | | | | | | |
| 19-2350 | | F | | | | | 37 | 72 | | | | | | 37 | | | |
| 19-2614 | | R | | | | | 25 | 52 | | | | | | 37 | | | Brake disc |
| 19-2665 | | R | | | | | 25 | 52 | | | | | | 37 | | | Brake drum |
| 1.6 Flex (81 kW) Eng.K4M 740, K4M 748 5/00-12/06 | | | | | | | | | | | | | | | | | |
| 19-2350 | | F | | | | | 37 | 72 | | | | | | 37 | | | |
| 19-2665 | | R | | | | | 25 | 52 | | | | | | 37 | | | Rear Drum Brake |
| 1.6 Hi-Flex (CB0H) (86 kW) Eng.K4M 748 1/05-2/10 | | | | | | | | | | | | | | | | | |
| 19-2350 | | F | | | | | 37 | 72 | | | | | | 37 | | | |
| 19-2665 | | R | | | | | 25 | 52 | | | | | | 37 | | | Rear Drum Brake |

RENAULT

| METELLI ref | Spare Parts | F/R | L/R | ABS | A | B | C | D | E | F | G | H | I | L | M | Fig | NOTE |
|---|-------------|-----|-----|-----|---|---|----|----|---|---|---|---|---|----|---|-----|------------|
| 1.2 16V (43 kW) Eng.D4F 764 6/06-8/10 | | | | | | | | | | | | | | | | | |
| 19-2347 | | F | | | | | 37 | 72 | | | | | | 37 | | | |
| 1.2 16V (58 kW) Eng.D4F 764 6/05-12/14 | | | | | | | | | | | | | | | | | |
| 19-2347 | | F | | | | | 37 | 72 | | | | | | 37 | | | |
| 19-2665 | | R | | | | | 25 | 52 | | | | | | 37 | | | Brake drum |
| 19-2734 | | R | | | | | 25 | 55 | | | | | | 45 | | | Brake disc |
| 1.2 16V (76 kW) Eng.D4F 786 9/10-12/14 | | | | | | | | | | | | | | | | | |
| 19-2347 | | F | | | | | 37 | 72 | | | | | | 37 | | | |
| 19-2665 | | R | | | | | 25 | 52 | | | | | | 37 | | | Brake drum |
| 19-2734 | | R | | | | | 25 | 55 | | | | | | 45 | | | Brake disc |
| 1.2 16V (BR02, BR0J, BR11, CR02, CR0J, CR11) (55 kW) Eng.D4F 706, D4F 740, D4F 764 6/05-12/14 | | | | | | | | | | | | | | | | | |
| 19-2347 | | F | | | | | 37 | 72 | | | | | | 37 | | | |
| 19-2665 | | R | | | | | 25 | 52 | | | | | | 37 | | | Brake drum |
| 19-2734 | | R | | | | | 25 | 55 | | | | | | 45 | | | Brake disc |
| 1.2 16V (BR0P, CR0P) (74 kW) Eng.D4F 784 5/07-12/14 | | | | | | | | | | | | | | | | | |
| 19-2347 | | F | | | | | 37 | 72 | | | | | | 37 | | | |
| 19-2665 | | R | | | | | 25 | 52 | | | | | | 37 | | | Brake drum |
| 19-2734 | | R | | | | | 25 | 55 | | | | | | 45 | | | Brake disc |
| 1.2 16V (BR0R, BR1D, BR1L, CR0R) (48 kW) Eng.D4F 740 6/05-12/14 | | | | | | | | | | | | | | | | | |
| 19-2347 | | F | | | | | 37 | 72 | | | | | | 37 | | | |
| 19-2665 | | R | | | | | 25 | 52 | | | | | | 37 | | | Brake drum |
| 19-2734 | | R | | | | | 25 | 55 | | | | | | 45 | | | Brake disc |
| 1.2 16V Hi-Flex (BR1U, CR1U) (55 kW) Eng.D4F 740 7/08-12/14 | | | | | | | | | | | | | | | | | |
| 19-2347 | | F | | | | | 37 | 72 | | | | | | 37 | | | |
| 19-2665 | | R | | | | | 25 | 52 | | | | | | 37 | | | Brake drum |
| 19-2734 | | R | | | | | 25 | 55 | | | | | | 45 | | | Brake disc |
| 1.2 Ethanol (CR1U, BR1U) (55 kW) Eng.D4F 742 7/08-12/12 | | | | | | | | | | | | | | | | | |
| 19-2347 | | F | | | | | 37 | 72 | | | | | | 37 | | | |
| 19-2665 | | R | | | | | 25 | 52 | | | | | | 37 | | | Brake drum |

RENAULT

| METELLI ref | Spare Parts | | F/R | L/R | | ABS | A | B | C | D | E | F | G | H | I | L | M | Fig | NOTE |
|---|-------------|--|-----|-----|--|-----|---|---|----|----|---|---|---|---|---|----|---|-----|------------|
| 19-2734 | | | R | | | | | | 25 | 55 | | | | | | 45 | | | Brake disc |
| 1.4 16V (72 kW) Eng.K4J 780 6/05-12/12 | | | | | | | | | | | | | | | | | | | |
| 19-2347 | | | F | | | | | | 37 | 72 | | | | | | 37 | | | |
| 19-2665 | | | R | | | | | | 25 | 52 | | | | | | 37 | | | Brake drum |
| 19-2734 | | | R | | | | | | 25 | 55 | | | | | | 45 | | | Brake disc |
| 1.5 dCi (47 kW) Eng.K9K 752 6/05-12/12 | | | | | | | | | | | | | | | | | | | |
| 19-2347 | | | F | | | | | | 37 | 72 | | | | | | 37 | | | |
| 19-2348 | | | F | | | | | | 42 | 77 | | | | | | 39 | | | |
| 19-2665 | | | R | | | | | | 25 | 52 | | | | | | 37 | | | Brake drum |
| 19-2734 | | | R | | | | | | 25 | 55 | | | | | | 45 | | | Brake disc |
| 1.5 dCi (48 kW) Eng.K9K 752 5/05-7/10 | | | | | | | | | | | | | | | | | | | |
| 19-2347 | | | F | | | | | | 37 | 72 | | | | | | 37 | | | |
| 19-2348 | | | F | | | | | | 42 | 77 | | | | | | 39 | | | |
| 19-2665 | | | R | | | | | | 25 | 52 | | | | | | 37 | | | Brake drum |
| 19-2734 | | | R | | | | | | 25 | 55 | | | | | | 45 | | | Brake disc |
| 1.5 dCi (55 kW) Eng.K9K 770 8/10-12/14 | | | | | | | | | | | | | | | | | | | |
| 19-2347 | | | F | | | | | | 37 | 72 | | | | | | 37 | | | |
| 19-2348 | | | F | | | | | | 42 | 77 | | | | | | 39 | | | |
| 19-2665 | | | R | | | | | | 25 | 52 | | | | | | 37 | | | Brake drum |
| 19-2734 | | | R | | | | | | 25 | 55 | | | | | | 45 | | | Brake disc |
| 1.5 dCi (60 kW) Eng.K9K 750 11/07-12/12 | | | | | | | | | | | | | | | | | | | |
| 19-2347 | | | F | | | | | | 37 | 72 | | | | | | 37 | | | |
| 19-2348 | | | F | | | | | | 42 | 77 | | | | | | 39 | | | |
| 19-2665 | | | R | | | | | | 25 | 52 | | | | | | 37 | | | Brake drum |
| 19-2734 | | | R | | | | | | 25 | 55 | | | | | | 45 | | | Brake disc |
| 1.5 dCi (65 kW) Eng.K9K 766, K9K 770 8/10-12/14 | | | | | | | | | | | | | | | | | | | |
| 19-2347 | | | F | | | | | | 37 | 72 | | | | | | 37 | | | |
| 19-2348 | | | F | | | | | | 42 | 77 | | | | | | 39 | | | |
| 19-2665 | | | R | | | | | | 25 | 52 | | | | | | 37 | | | Brake drum |

RENAULT

| METELLI ref | Spare Parts | | F/R | L/R | | | ABS | A | B | C | D | E | F | G | H | I | L | M | Fig | NOTE |
|--|-------------|--|-----|-----|--|--|-----|---|---|----|----|---|---|---|---|---|----|---|-----|------------|
| 19-2734 | | | R | | | | | | | 25 | 55 | | | | | | 45 | | | Brake disc |
| 1.5 dCi (BR0H, CR0H, CR1S, BR1S) (78 kW) Eng.K9K 764, K9K 774 6/05-12/14 | | | | | | | | | | | | | | | | | | | | |
| 19-2347 | | | F | | | | | | | 37 | 72 | | | | | | 37 | | | |
| 19-2348 | | | F | | | | | | | 42 | 77 | | | | | | 39 | | | |
| 19-2665 | | | R | | | | | | | 25 | 52 | | | | | | 37 | | | Brake drum |
| 19-2734 | | | R | | | | | | | 25 | 55 | | | | | | 45 | | | Brake disc |
| 1.5 dCi (BR17, CR17) (63 kW) Eng.K9K 766 6/05-12/12 | | | | | | | | | | | | | | | | | | | | |
| 19-2347 | | | F | | | | | | | 37 | 72 | | | | | | 37 | | | |
| 19-2348 | | | F | | | | | | | 42 | 77 | | | | | | 39 | | | |
| 19-2665 | | | R | | | | | | | 25 | 52 | | | | | | 37 | | | Brake drum |
| 19-2734 | | | R | | | | | | | 25 | 55 | | | | | | 45 | | | Brake disc |
| 1.5 dCi (BR1C, CR1C) (76 kW) Eng.K9K 772 6/05-12/12 | | | | | | | | | | | | | | | | | | | | |
| 19-2347 | | | F | | | | | | | 37 | 72 | | | | | | 37 | | | |
| 19-2348 | | | F | | | | | | | 42 | 77 | | | | | | 39 | | | |
| 19-2665 | | | R | | | | | | | 25 | 52 | | | | | | 37 | | | Brake drum |
| 19-2734 | | | R | | | | | | | 25 | 55 | | | | | | 45 | | | Brake disc |
| 1.5 dCi (C/BR0G, C/BR1G) (50 kW) Eng.K9K 714, K9K 768 6/05-12/12 | | | | | | | | | | | | | | | | | | | | |
| 19-2347 | | | F | | | | | | | 37 | 72 | | | | | | 37 | | | |
| 19-2348 | | | F | | | | | | | 42 | 77 | | | | | | 39 | | | |
| 19-2665 | | | R | | | | | | | 25 | 52 | | | | | | 37 | | | Brake drum |
| 19-2734 | | | R | | | | | | | 25 | 55 | | | | | | 45 | | | Brake disc |
| 1.6 16V (BR05, BR0B, BR0Y, BR15, BR1J, BR1M, BR1Y, (82 kW) Eng.K4M 800, K4M 801 6/05-12/14 | | | | | | | | | | | | | | | | | | | | |
| 19-2347 | | | F | | | | | | | 37 | 72 | | | | | | 37 | | | |
| 19-2665 | | | R | | | | | | | 25 | 52 | | | | | | 37 | | | Brake drum |
| 19-2734 | | | R | | | | | | | 25 | 55 | | | | | | 45 | | | Brake disc |
| 1.6 16V (BR09, BR0T, CR09, CR0T) (65 kW) Eng.K4M 804 6/05-10/07 | | | | | | | | | | | | | | | | | | | | |
| 19-2347 | | | F | | | | | | | 37 | 72 | | | | | | 37 | | | |
| 19-2665 | | | R | | | | | | | 25 | 52 | | | | | | 37 | | | Brake drum |
| 19-2734 | | | R | | | | | | | 25 | 55 | | | | | | 45 | | | Brake disc |

RENAULT

| METELLI ref | Spare Parts | | F/R | L/R | | | ABS | A | B | C | D | E | F | G | H | I | L | M | Fig | NOTE |
|--|-------------|--|-----|-----|--|--|-----|---|---|----|----|---|---|---|---|---|---|---|-----|------------|
| 1.6 16V GT (BR10, CR10) (94 kW) Eng.K4M 862 6/09-12/14 | | | | | | | | | | | | | | | | | | | | |
| 19-2348 | | | F | | | | | | | 42 | 77 | | | | | | | | 39 | |
| 19-2665 | | | R | | | | | | | 25 | 52 | | | | | | | | 37 | Brake drum |
| 19-2734 | | | R | | | | | | | 25 | 55 | | | | | | | | 45 | Brake disc |
| 2.0 16V (BR0C, BR0K, CR0C, CR0K) (102 kW) Eng.M4R 700, M4R 701 9/06-12/14 | | | | | | | | | | | | | | | | | | | | |
| 19-2348 | | | F | | | | | | | 42 | 77 | | | | | | | | 39 | |
| 19-2665 | | | R | | | | | | | 25 | 52 | | | | | | | | 37 | Brake drum |
| 19-2734 | | | R | | | | | | | 25 | 55 | | | | | | | | 45 | Brake disc |
| 2.0 16V Sport (148 kW) Eng.F4R 832 9/08-12/14 | | | | | | | | | | | | | | | | | | | | |
| 19-2665 | | | R | | | | | | | 25 | 52 | | | | | | | | 37 | Brake drum |
| 2.0 16V Sport (CR0N, CR1P) (145 kW) Eng.F4R 830, F4R 832 2/06-12/12 | | | | | | | | | | | | | | | | | | | | |
| 19-2665 | | | R | | | | | | | 25 | 52 | | | | | | | | 37 | Brake drum |
| Clio III Grandtour (KR0/1_) 2/08-1/70 | | | | | | | | | | | | | | | | | | | | |
| 1.2 16V (76 kW) Eng.D4F 786 3/10-12/12 | | | | | | | | | | | | | | | | | | | | |
| 19-2347 | | | F | | | | | | | 37 | 72 | | | | | | | | 37 | |
| 19-2734 | | | R | | | | | | | 25 | 55 | | | | | | | | 45 | Brake disc |
| 19-8120 | | | R | | | | | | | 25 | 55 | | | | | | | | 43 | Brake drum |
| 1.2 16V (KR02, KR0J) (55 kW) Eng.D4F 740 2/08-12/14 | | | | | | | | | | | | | | | | | | | | |
| 19-2347 | | | F | | | | | | | 37 | 72 | | | | | | | | 37 | |
| 19-2734 | | | R | | | | | | | 25 | 55 | | | | | | | | 45 | Brake disc |
| 19-8120 | | | R | | | | | | | 25 | 55 | | | | | | | | 43 | Brake drum |
| 1.2 16V (KR0E) (58 kW) Eng.D4F 764 11/07-12/14 | | | | | | | | | | | | | | | | | | | | |
| 19-2347 | | | F | | | | | | | 37 | 72 | | | | | | | | 37 | |
| 19-2734 | | | R | | | | | | | 25 | 55 | | | | | | | | 45 | Brake disc |
| 19-8120 | | | R | | | | | | | 25 | 55 | | | | | | | | 43 | Brake drum |
| 1.2 16V (KR0P) (74 kW) Eng.D4F 784 11/07-12/12 | | | | | | | | | | | | | | | | | | | | |
| 19-2347 | | | F | | | | | | | 37 | 72 | | | | | | | | 37 | |
| 19-2734 | | | R | | | | | | | 25 | 55 | | | | | | | | 45 | Brake disc |

RENAULT

| METELLI ref | Spare Parts | | F/R | L/R | | ABS | A | B | C | D | E | F | G | H | I | L | M | Fig | NOTE |
|--|-------------|--|-----|-----|--|-----|---|---|----|----|---|---|---|---|---|----|---|-----|------------|
| 19-8120 | | | R | | | | | | 25 | 55 | | | | | | 43 | | | Brake drum |
| 1.2 16V Hi-Flex (KR0S) (55 kW) Eng.D4F 740 7/08-12/14 | | | | | | | | | | | | | | | | | | | |
| 19-2347 | | | F | | | | | | 37 | 72 | | | | | | 37 | | | |
| 19-2734 | | | R | | | | | | 25 | 55 | | | | | | 45 | | | Brake disc |
| 19-8120 | | | R | | | | | | 25 | 55 | | | | | | 43 | | | Brake drum |
| 1.2 16V Hi-Flex (KR1U) (58 kW) Eng.D4F 742 11/07-12/12 | | | | | | | | | | | | | | | | | | | |
| 19-2347 | | | F | | | | | | 37 | 72 | | | | | | 37 | | | |
| 1.4 16V (72 kW) Eng.K4J 780 11/07-12/12 | | | | | | | | | | | | | | | | | | | |
| 19-2347 | | | F | | | | | | 37 | 72 | | | | | | 37 | | | |
| 19-2734 | | | R | | | | | | 25 | 55 | | | | | | 45 | | | Brake disc |
| 19-8120 | | | R | | | | | | 25 | 55 | | | | | | 43 | | | Brake drum |
| 1.5 dCi (48 kW) Eng.K9K 752 11/07-12/12 | | | | | | | | | | | | | | | | | | | |
| 19-2347 | | | F | | | | | | 37 | 72 | | | | | | 37 | | | |
| 19-2348 | | | F | | | | | | 42 | 77 | | | | | | 39 | | | |
| 19-2734 | | | R | | | | | | 25 | 55 | | | | | | 45 | | | Brake disc |
| 19-8120 | | | R | | | | | | 25 | 55 | | | | | | 43 | | | Brake drum |
| 1.5 dCi (55 kW) Eng.K9K 770 8/10-12/12 | | | | | | | | | | | | | | | | | | | |
| 19-2347 | | | F | | | | | | 37 | 72 | | | | | | 37 | | | |
| 19-2348 | | | F | | | | | | 42 | 77 | | | | | | 39 | | | |
| 19-2734 | | | R | | | | | | 25 | 55 | | | | | | 45 | | | Brake disc |
| 19-8120 | | | R | | | | | | 25 | 55 | | | | | | 43 | | | Brake drum |
| 1.5 dCi (65 kW) Eng.K9K 770, K9K 772 8/10-12/12 | | | | | | | | | | | | | | | | | | | |
| 19-2347 | | | F | | | | | | 37 | 72 | | | | | | 37 | | | |
| 19-2348 | | | F | | | | | | 42 | 77 | | | | | | 39 | | | |
| 19-2734 | | | R | | | | | | 25 | 55 | | | | | | 45 | | | Brake disc |
| 19-8120 | | | R | | | | | | 25 | 55 | | | | | | 43 | | | Brake drum |
| 1.5 dCi (KR0F) (63 kW) Eng.K9K 766 11/07-12/12 | | | | | | | | | | | | | | | | | | | |
| 19-2347 | | | F | | | | | | 37 | 72 | | | | | | 37 | | | |
| 19-2348 | | | F | | | | | | 42 | 77 | | | | | | 39 | | | |

RENAULT

| METELLI ref | Spare Parts | | F/R | L/R | | ABS | A | B | C | D | E | F | G | H | I | L | M | Fig | NOTE |
|--|-------------|--|-----|-----|--|-----|---|---|----|----|---|---|---|---|---|----|---|-----|------------|
| 19-2734 | | | R | | | | | | 25 | 55 | | | | | | 45 | | | Brake disc |
| 19-8120 | | | R | | | | | | 25 | 55 | | | | | | 43 | | | Brake drum |
| 1.5 dCi (KR0G) (50 kW) Eng.K9K 714, K9K 768 11/07-12/12 | | | | | | | | | | | | | | | | | | | |
| 19-2347 | | | F | | | | | | 37 | 72 | | | | | | 37 | | | |
| 19-2348 | | | F | | | | | | 42 | 77 | | | | | | 39 | | | |
| 19-2734 | | | R | | | | | | 25 | 55 | | | | | | 45 | | | Brake disc |
| 19-8120 | | | R | | | | | | 25 | 55 | | | | | | 43 | | | Brake drum |
| 1.5 dCi (KR0H, KR1S) (78 kW) Eng.K9K 764, K9K 774 2/08-12/12 | | | | | | | | | | | | | | | | | | | |
| 19-2347 | | | F | | | | | | 37 | 72 | | | | | | 37 | | | |
| 19-2348 | | | F | | | | | | 42 | 77 | | | | | | 39 | | | |
| 19-2734 | | | R | | | | | | 25 | 55 | | | | | | 45 | | | Brake disc |
| 19-8120 | | | R | | | | | | 25 | 55 | | | | | | 43 | | | Brake drum |
| 1.5 dCi (KR1C, KR1N) (76 kW) Eng.K9K 772 11/07-12/12 | | | | | | | | | | | | | | | | | | | |
| 19-2347 | | | F | | | | | | 37 | 72 | | | | | | 37 | | | |
| 19-2348 | | | F | | | | | | 42 | 77 | | | | | | 39 | | | |
| 19-2734 | | | R | | | | | | 25 | 55 | | | | | | 45 | | | Brake disc |
| 19-8120 | | | R | | | | | | 25 | 55 | | | | | | 43 | | | Brake drum |
| 1.6 16V (80 kW) Eng.K4M 804 11/07-12/12 | | | | | | | | | | | | | | | | | | | |
| 19-2347 | | | F | | | | | | 37 | 72 | | | | | | 37 | | | |
| 1.6 16V (KR0B) (82 kW) Eng.K4M 800, K4M 801 11/07-12/12 | | | | | | | | | | | | | | | | | | | |
| 19-2347 | | | F | | | | | | 37 | 72 | | | | | | 37 | | | |
| 19-2734 | | | R | | | | | | 25 | 55 | | | | | | 45 | | | Brake disc |
| 19-8120 | | | R | | | | | | 25 | 55 | | | | | | 43 | | | Brake drum |
| 1.6 16V (KR10) (94 kW) Eng.K4M 862 11/07-12/12 | | | | | | | | | | | | | | | | | | | |
| 19-2347 | | | F | | | | | | 37 | 72 | | | | | | 37 | | | |
| 19-2734 | | | R | | | | | | 25 | 55 | | | | | | 45 | | | Brake disc |
| 19-8120 | | | R | | | | | | 25 | 55 | | | | | | 43 | | | Brake drum |

RENAULT

| METELLI ref | Spare Parts | F/R | L/R | ABS | A | B | C | D | E | F | G | H | I | L | M | Fig | NOTE |
|--|-------------|-----|-----|-----|---|---|----|----|---|---|---|---|---|---|---|-----|-----------------|
| Clio IV (BH_)/ Lutecia 11/12-1/70 | | | | | | | | | | | | | | | | | |
| 0.9 TCe 75 (56 kW) Eng.H4B 408 5/18-1/70 | | | | | | | | | | | | | | | | | |
| 19-2347 | | F | | | | | 37 | 72 | | | | | | | | 37 | |
| 19-8120 | | R | | | | | 25 | 55 | | | | | | | | 43 | M/T+A/T, 6 |
| 0.9 TCe 90 (66 kW) Eng.H4B 400, H4B 408 11/12-1/70 | | | | | | | | | | | | | | | | | |
| 19-2347 | | F | | | | | 37 | 72 | | | | | | | | 37 | |
| 19-8120 | | R | | | | | 25 | 55 | | | | | | | | 43 | Brake drum |
| 0.9 TCe 90 LPG (66 kW) Eng.H4B 410 6/16-1/70 | | | | | | | | | | | | | | | | | |
| 19-2347 | | F | | | | | 37 | 72 | | | | | | | | 37 | |
| 19-8135 | | R | | | | | 30 | 62 | | | | | | | | 48 | Rear Drum Brake |
| 1.2 16V (54 kW) Eng.D4F 728, D4F 740 11/12-1/70 | | | | | | | | | | | | | | | | | |
| 19-2347 | | F | | | | | 37 | 72 | | | | | | | | 37 | |
| 19-8120 | | R | | | | | 25 | 55 | | | | | | | | 43 | Brake drum |
| 1.2 16V (BHA1, BHAK, BHMG, BHMK) (55 kW) Eng.D4F 740 6/15-1/70 | | | | | | | | | | | | | | | | | |
| 19-2347 | | F | | | | | 37 | 72 | | | | | | | | 37 | |
| 19-8135 | | R | | | | | 30 | 62 | | | | | | | | 48 | Rear Drum Brake |
| 1.2 LPG (BHMG) (53 kW) Eng.D4F 744 1/14-1/70 | | | | | | | | | | | | | | | | | |
| 19-2347 | | F | | | | | 37 | 72 | | | | | | | | 37 | |
| 19-8135 | | R | | | | | 30 | 62 | | | | | | | | 48 | Rear Drum Brake |
| 1.2 LPG 16V (54 kW) Eng.D4F 740 11/12-6/15 | | | | | | | | | | | | | | | | | |
| 19-2347 | | F | | | | | 37 | 72 | | | | | | | | 37 | |
| 19-8135 | | R | | | | | 30 | 62 | | | | | | | | 48 | Rear Drum Brake |
| 1.2 TCe 120 (87 kW) Eng.H5F 408, H5F 412 1/16-1/70 | | | | | | | | | | | | | | | | | |
| 19-2347 | | F | | | | | 37 | 72 | | | | | | | | 37 | |
| 19-8135 | | R | | | | | 30 | 62 | | | | | | | | 48 | Rear Drum Brake |
| 1.2 TCe 120 (88 kW) Eng.H5F 403 3/13-1/70 | | | | | | | | | | | | | | | | | |
| 19-2347 | | F | | | | | 37 | 72 | | | | | | | | 37 | |
| 19-8135 | | R | | | | | 30 | 62 | | | | | | | | 48 | Rear Drum Brake |

RENAULT

| METELLI ref | Spare Parts | | F/R | L/R | | | ABS | A | B | C | D | E | F | G | H | I | L | M | Fig | NOTE |
|---|-------------|--|-----|-----|--|--|-----|---|---|----|----|---|---|---|---|---|---|----|-----|-----------------|
| 1.5 dCi (BHM6) (62 kW) Eng.K9K 838 11/12-1/70 | | | | | | | | | | | | | | | | | | | | |
| 19-8135 | | | R | | | | | | | 30 | 62 | | | | | | | 48 | | Rear Drum Brake |
| 1.5 dCi (BHMW) (63 kW) Eng.K9K 830 11/12-1/70 | | | | | | | | | | | | | | | | | | | | |
| 19-8135 | | | R | | | | | | | 30 | 62 | | | | | | | 48 | | Rear Drum Brake |
| 1.5 dCi 110 (81 kW) Eng.K9K 646 6/16-1/70 | | | | | | | | | | | | | | | | | | | | |
| 19-2347 | | | F | | | | | | | 37 | 72 | | | | | | | 37 | | |
| 19-8135 | | | R | | | | | | | 30 | 62 | | | | | | | 48 | | Rear Drum Brake |
| 1.5 dCi 75 (55 kW) Eng.K9K 612, K9K 628 11/12-1/70 | | | | | | | | | | | | | | | | | | | | |
| 19-2347 | | | F | | | | | | | 37 | 72 | | | | | | | 37 | | |
| 19-8120 | | | R | | | | | | | 25 | 55 | | | | | | | 43 | | |
| 1.5 dCi 90 (66 kW) Eng.K9K 608, K9K 628, K9K 638 11/12-1/70 | | | | | | | | | | | | | | | | | | | | |
| 19-2347 | | | F | | | | | | | 37 | 72 | | | | | | | 37 | | |
| 19-8120 | | | R | | | | | | | 25 | 55 | | | | | | | 43 | | |
| 1.6 RS (147 kW) Eng.M5M 400, M5M 401, M5M 450 3/13-1/70 | | | | | | | | | | | | | | | | | | | | |
| 19-8135 | | | R | | | | | | | 30 | 62 | | | | | | | 48 | | Rear Drum Brake |
| 1.6 RS Trophy (162 kW) Eng.M5M 401 3/15-1/70 | | | | | | | | | | | | | | | | | | | | |
| 19-8135 | | | R | | | | | | | 30 | 62 | | | | | | | 48 | | Rear Drum Brake |
| Clio IV Grandtour (KH_) 1/13-1/70 | | | | | | | | | | | | | | | | | | | | |
| 0.9 TCe 75 (56 kW) Eng.H4B 408 8/18-1/70 | | | | | | | | | | | | | | | | | | | | |
| 19-2347 | | | F | | | | | | | 37 | 72 | | | | | | | 37 | | |
| 0.9 TCe 90 (66 kW) Eng.H4B 400, H4B 408 1/13-1/70 | | | | | | | | | | | | | | | | | | | | |
| 19-2347 | | | F | | | | | | | 37 | 72 | | | | | | | 37 | | |
| 19-8120 | | | R | | | | | | | 25 | 55 | | | | | | | 43 | | Brake drum |
| 1.2 16V (54 kW) Eng.D4F 740 1/13-1/70 | | | | | | | | | | | | | | | | | | | | |
| 19-2347 | | | F | | | | | | | 37 | 72 | | | | | | | 37 | | |
| 19-8120 | | | R | | | | | | | 25 | 55 | | | | | | | 43 | | Brake drum |
| 1.2 TCe 120 (87 kW) Eng.H5F 408, H5F 412 1/16-1/70 | | | | | | | | | | | | | | | | | | | | |
| 19-2347 | | | F | | | | | | | 37 | 72 | | | | | | | 37 | | |

RENAULT

| METELLI ref | Spare Parts | | F/R | L/R | | | ABS | A | B | C | D | E | F | G | H | I | L | M | Fig | NOTE |
|--|-------------|--|-----|-----|--|--|-----|---|---|----|----|---|---|---|---|---|----|---|-----|------------------|
| 19-8135 | | | R | | | | | | | 30 | 62 | | | | | | 48 | | | Rear Drum Brake |
| 1.2 TCe 120 (88 kW) Eng.H5F 403 3/13-1/70 | | | | | | | | | | | | | | | | | | | | |
| 19-2347 | | | F | | | | | | | 37 | 72 | | | | | | 37 | | | |
| 19-8135 | | | R | | | | | | | 30 | 62 | | | | | | 48 | | | Rear Drum Brake |
| 1.5 dCi 110 (81 kW) Eng.K9K 646 6/16-1/70 | | | | | | | | | | | | | | | | | | | | |
| 19-2347 | | | F | | | | | | | 37 | 72 | | | | | | 37 | | | |
| 19-8135 | | | R | | | | | | | 30 | 62 | | | | | | 48 | | | |
| 1.5 dCi 75 (55 kW) Eng.K9K 612, K9K 628 1/13-1/70 | | | | | | | | | | | | | | | | | | | | |
| 19-2347 | | | F | | | | | | | 37 | 72 | | | | | | 37 | | | |
| 19-8120 | | | R | | | | | | | 25 | 55 | | | | | | 43 | | | |
| 1.5 dCi 90 (66 kW) Eng.K9K 608, K9K 628, K9K 629, K9K 638 11/12-1/70 | | | | | | | | | | | | | | | | | | | | |
| 19-2347 | | | F | | | | | | | 37 | 72 | | | | | | 37 | | | |
| 19-8120 | | | R | | | | | | | 25 | 55 | | | | | | 43 | | | |
| Clio V (B7_) 6/19-1/70 | | | | | | | | | | | | | | | | | | | | |
| 1.0 LPG (B7MT) (74 kW) Eng.H4D 450, H4D 452, H4D 460, H4D 472, H4D 480 6/19-1/70 | | | | | | | | | | | | | | | | | | | | |
| 19-2347 | | | F | | | | | | | 37 | 72 | | | | | | 37 | | | 16/17Inch Wheels |
| 1.0 SCe 65 (48 kW) Eng.B4D 409 11/19-1/70 | | | | | | | | | | | | | | | | | | | | |
| 19-2347 | | | F | | | | | | | 37 | 72 | | | | | | 37 | | | |
| 1.0 SCe 75 (53 kW) Eng.B4D 409 6/19-1/70 | | | | | | | | | | | | | | | | | | | | |
| 19-2347 | | | F | | | | | | | 37 | 72 | | | | | | 37 | | | |
| 1.0 TCe 100 (B7MT) (74 kW) Eng.H4D 450, H4D 452, H4D 460, H4D 472 6/19-1/70 | | | | | | | | | | | | | | | | | | | | |
| 19-2347 | | | F | | | | | | | 37 | 72 | | | | | | 37 | | | |
| 1.5 Blue dCi 115 (B7AD) (85 kW) Eng.K9K 854, K9K 862, K9K 872 6/19-1/70 | | | | | | | | | | | | | | | | | | | | |
| 19-2347 | | | F | | | | | | | 37 | 72 | | | | | | 37 | | | |
| 1.5 Blue dCi 85 (B7AG) (63 kW) Eng.K9K 854, K9K 872 6/19-1/70 | | | | | | | | | | | | | | | | | | | | |
| 19-2347 | | | F | | | | | | | 37 | 72 | | | | | | 37 | | | |

RENAULT

| METELLI ref | Spare Parts | F/R | L/R | ABS | A | B | C | D | E | F | G | H | I | L | M | Fig | NOTE |
|--|-------------|-----|-----|-----|---|---|----|----|---|---|---|---|---|----|---|-----|------------------|
| TCe 90 (BHNF, BHJR) (67 kW) Eng.H4D 450, H4D 470 8/20-1/70 | | | | | | | | | | | | | | | | | |
| 19-2347 | | F | | | | | 37 | 72 | | | | | | 37 | | | 16/17Inch Wheels |
| Dokker 1/13-1/70 | | | | | | | | | | | | | | | | | |
| 1.5 dCi (66 kW) Eng.K9K 612 12/13-1/70 | | | | | | | | | | | | | | | | | |
| 19-8135 | | R | | | | | 30 | 62 | | | | | | 48 | | | |
| 1.6 (62 kW) Eng.K7M 812 12/13-1/70 | | | | | | | | | | | | | | | | | |
| 19-8135 | | R | | | | | 30 | 62 | | | | | | 48 | | | |
| Duster I (HS_) 1/11-1/70 | | | | | | | | | | | | | | | | | |
| 1.5 dCi 4x4 (66 kW) Eng.K9K 884 6/11-1/70 | | | | | | | | | | | | | | | | | |
| 19-2872 | | F | | | | | 42 | 80 | | | | | | 39 | | | |
| 19-2980 | | R | | | | | 42 | 77 | | | | | | 39 | | | |
| 1.6 16V (84 kW) Eng.H4M 438 6/15-1/70 | | | | | | | | | | | | | | | | | |
| 19-2872 | | F | | | | | 42 | 80 | | | | | | 39 | | | Brake disc |
| 19-8135 | | R | | | | | 30 | 62 | | | | | | 48 | | | Rear Drum Brake |
| 1.6 16V (HSAT) (75 kW) Eng.K4M 616 2/12-1/70 | | | | | | | | | | | | | | | | | |
| 19-2872 | | F | | | | | 42 | 80 | | | | | | 39 | | | Brake disc |
| 19-8135 | | R | | | | | 30 | 62 | | | | | | 48 | | | Rear Drum Brake |
| 1.6 16V 4x4 (75 kW) Eng.K4M 490, K4M 606, K4M 646, K4M 690 6/11-5/15 | | | | | | | | | | | | | | | | | |
| 19-2872 | | F | | | | | 42 | 80 | | | | | | 39 | | | |
| 19-2980 | | R | | | | | 42 | 77 | | | | | | 39 | | | |
| 1.6 16V 4x4 (84 kW) Eng.H4M 430 6/15-1/70 | | | | | | | | | | | | | | | | | |
| 19-2872 | | F | | | | | 42 | 80 | | | | | | 39 | | | |
| 19-2980 | | R | | | | | 42 | 77 | | | | | | 39 | | | |
| 2.0 (98 kW) Eng.F4R 403, F4R 405 2/12-1/70 | | | | | | | | | | | | | | | | | |
| 19-2872 | | F | | | | | 42 | 80 | | | | | | 39 | | | Brake disc |
| 19-8135 | | R | | | | | 30 | 62 | | | | | | 48 | | | Rear Drum Brake |

RENAULT

| METELLI ref | Spare Parts | | F/R | L/R | | | ABS | A | B | C | D | E | F | G | H | I | L | M | Fig | NOTE |
|---|-------------|--|-----|-----|--|--|-----|---|---|------|-----|-------|---|---|---|---|---|---|-----|-----------------------|
| 2.0 4x4 (99 kW) Eng.F4R 400, F4R 402, F4R 410 2/12-1/70 | | | | | | | | | | | | | | | | | | | | |
| 19-2872 | | | F | | | | | | | 42 | 80 | | | | | | | | 39 | |
| 19-2980 | | | R | | | | | | | 42 | 77 | | | | | | | | 39 | |
| Duster II (HM_) 7/19-1/70 | | | | | | | | | | | | | | | | | | | | |
| 1.5 dCi 110 (HMAB) (80 kW) Eng.K9K 656, K9K 658, K9K 667, K9K 678, K9K 858 7/19-1/70 | | | | | | | | | | | | | | | | | | | | |
| 19-2872 | | | F | | | | | | | 42 | 80 | | | | | | | | 39 | |
| 19-2980 | | | R | | | | | | | 42 | 77 | | | | | | | | 39 | Rear Drum Brake |
| 1.5 dCi 110 4x4 (HMAB) (80 kW) Eng.K9K 658, K9K 858 7/19-1/70 | | | | | | | | | | | | | | | | | | | | |
| 19-2872 | | | F | | | | | | | 42 | 80 | | | | | | | | 39 | |
| Espace I (J11_) 7/84-12/92 | | | | | | | | | | | | | | | | | | | | |
| 2.0 (J/S112) (74 kW) Eng.J6R 734 (01.88-.) 1/88-12/90 | | | | | | | | | | | | | | | | | | | | |
| 19-2197 | | | F | | | | | | | 78 | 108 | | | | | | | | 31 | 41,5 |
| 19-2624 | | | R | | | | | | | 24,3 | 120 | 132,8 | | | | | | | 75 | Mod. J112 Mod. S112 |
| 2.0 (J/S112) (80 kW) Eng.J6R 234 (07.84-12.87), J6R 236 (01.88-.) 7/84-12/90 | | | | | | | | | | | | | | | | | | | | |
| 19-2197 | | | F | | | | | | | 78 | 108 | | | | | | | | 31 | 41,5 |
| 19-2624 | | | R | | | | | | | 24,3 | 120 | 132,8 | | | | | | | 75 | Mod. J112 Mod. S112 |
| 2.0 i (J116) (87 kW) Eng.J7R 760 (01.89-12.90) 1/89-12/90 | | | | | | | | | | | | | | | | | | | | |
| 19-2197 | | | F | | | | | | | 78 | 108 | | | | | | | | 31 | 41,5 |
| 19-2624 | | | R | | | | | | | 24,3 | 120 | 132,8 | | | | | | | 75 | Mod. J116, Brake drum |
| 2.0 i Quadra (J116) (87 kW) Eng.J7R 760 3/88-12/92 | | | | | | | | | | | | | | | | | | | | |
| 19-2197 | | | F | | | | | | | 78 | 108 | | | | | | | | 31 | 41,5 |
| 19-2350 | | | R | | | | | | | 37 | 72 | | | | | | | | 37 | Mod. J116 |
| 2.1 TD (J/S115) (65 kW) Eng.J8S 240 (10.84-12.90), J8S 774 (01.89-12.90), J8S 10/84-12/90 | | | | | | | | | | | | | | | | | | | | |
| 19-2197 | | | F | | | | | | | 78 | 108 | | | | | | | | 31 | 41,5 |
| 19-2624 | | | R | | | | | | | 24,3 | 120 | 132,8 | | | | | | | 75 | Brake drum |
| 2.2 (J117) (79 kW) Eng.J7T 770 (07.86-.) 7/86-12/90 | | | | | | | | | | | | | | | | | | | | |
| 19-2197 | | | F | | | | | | | 78 | 108 | | | | | | | | 31 | 41,5 |

RENAULT

| METELLI ref | Spare Parts | | F/R | L/R | | ABS | A | B | C | D | E | F | G | H | I | L | M | Fig | NOTE |
|---|-------------|--|-----|-----|--|-----|---|---|------|-----|-------|---|---|---|----|------|---|-----|-----------------------|
| 19-2624 | | | R | | | | | | 24,3 | 120 | 132,8 | | | | | 75 | | | Mod. J117, Brake drum |
| 2.2 Quadra (J117) (79 kW) Eng.J7T 770 (01.88-.) 1/88-12/90 | | | | | | | | | | | | | | | | | | | |
| 19-2197 | | | F | | | | | | 78 | 108 | | | | | 31 | 41,5 | | | Mod. J117 |
| 19-2350 | | | R | | | | | | 37 | 72 | | | | | | 37 | | | Mod. J117 |
| Espace II (J/S63_) 1/91-12/96 | | | | | | | | | | | | | | | | | | | |
| 2.0 (J636) (76 kW) Eng.J7R 768 (01.91-10.96) 1/91-10/96 | | | | | | | | | | | | | | | | | | | |
| 19-2197 | | | F | | | | | | 78 | 108 | | | | | 31 | 41,5 | | | |
| 19-2624 | | | R | | | | | | 24,3 | 120 | 132,8 | | | | | 75 | | | Mod. J636, Brake drum |
| 2.1 TD (J633, J634, J/S635, J/S63D) (65 kW) Eng.J8S 610, J8S 772, J8S 776, J8S 778 1/91-10/96 | | | | | | | | | | | | | | | | | | | |
| 19-2197 | | | F | | | | | | 78 | 108 | | | | | 31 | 41,5 | | | |
| 19-2624 | | | R | | | | | | 24,3 | 120 | 132,8 | | | | | 75 | | | Brake drum |
| 2.1 TD (J63E) (66 kW) Eng.J8S 612 (11.94-.) 11/94-10/96 | | | | | | | | | | | | | | | | | | | |
| 19-2197 | | | F | | | | | | 78 | 108 | | | | | 31 | 41,5 | | | |
| 19-2624 | | | R | | | | | | 24,3 | 120 | 132,8 | | | | | 75 | | | Mod. J63E, Brake drum |
| 2.2 (J/S637, J63G) (79 kW) Eng.J7T 772 (01.91-10.96), J7T 773 (01.91-10.96), J7T 1/91-10/96 | | | | | | | | | | | | | | | | | | | |
| 19-2197 | | | F | | | | | | 78 | 108 | | | | | 31 | 41,5 | | | |
| 19-2624 | | | R | | | | | | 24,3 | 120 | 132,8 | | | | | 75 | | | Brake drum |
| 2.2 4x4 (J/S637, J63G) (79 kW) Eng.J7T 772 (03.91-12.96), J7T 773 (03.91-12.96) 3/91-12/96 | | | | | | | | | | | | | | | | | | | |
| 19-2197 | | | F | | | | | | 78 | 108 | | | | | 31 | 41,5 | | | |
| 2.8 V6 (J638, J63J) (110 kW) Eng.Z7W 712 (01.91-10.96), Z7W 713 (01.91-10.96), Z7W 1/91-10/96 | | | | | | | | | | | | | | | | | | | |
| 19-2197 | | | F | | | | | | 78 | 108 | | | | | 31 | 41,5 | | | |
| Espace III (JE0_) 11/96-10/02 | | | | | | | | | | | | | | | | | | | |
| 1.9 dTi (JE0M) (72 kW) Eng.F9Q 722 2/99-10/02 | | | | | | | | | | | | | | | | | | | |
| 19-2448 | | | R | | | 44 | | | 30 | | 133 | | | | | 75 | | | |
| 2.0 (102 kW) Eng.F4R 700, F4R 701 9/01-10/02 | | | | | | | | | | | | | | | | | | | |
| 19-2448 | | | R | | | 44 | | | 30 | | 133 | | | | | 75 | | | |

RENAULT

| METELLI ref | Spare Parts | | F/R | L/R | | | ABS | A | B | C | D | E | F | G | H | I | L | M | Fig | NOTE |
|---|-------------|--|-----|-----|--|--|-----|---|---|----|----|-----|---|---|---|---|----|----|-----|------|
| 2.0 (JE0A) (84 kW) Eng.F3R 728, F3R 729, F3R 742, F3R 768, F3R 769 11/96-10/00 | | | | | | | | | | | | | | | | | | | | |
| 19-2448 | | | R | | | | 44 | | | 30 | | 133 | | | | | 75 | | | |
| 2.0 16V (JE0N, JE0L, JE02) (103 kW) Eng.F4R 700, F4R 701 10/98-10/02 | | | | | | | | | | | | | | | | | | | | |
| 19-2448 | | | R | | | | 44 | | | 30 | | 133 | | | | | 75 | | | |
| 2.2 12V TD (JE0E, JE0H, JE0P) (83 kW) Eng.G8T 714, G8T 716, G8T 760 11/96-10/00 | | | | | | | | | | | | | | | | | | | | |
| 19-2448 | | | R | | | | 44 | | | 30 | | 133 | | | | | 75 | | | |
| 2.2 D (84 kW) Eng.G8T 716 11/97-1/00 | | | | | | | | | | | | | | | | | | | | |
| 19-2448 | | | R | | | | 44 | | | 30 | | 133 | | | | | 75 | | | |
| 2.2 dCi (JE0K) (95 kW) Eng.G9T 642, G9T 710 10/00-10/02 | | | | | | | | | | | | | | | | | | | | |
| 19-2448 | | | R | | | | 44 | | | 30 | | 133 | | | | | 75 | | | |
| 2.2 dCi (JE0S) (85 kW) Eng.G9T 710 7/00-10/02 | | | | | | | | | | | | | | | | | | | | |
| 19-2448 | | | R | | | | 44 | | | 30 | | 133 | | | | | 75 | | | |
| 3.0 (JE0D) (123 kW) Eng.Z7X 775 11/96-10/98 | | | | | | | | | | | | | | | | | | | | |
| 19-2448 | | | R | | | | 44 | | | 30 | | 133 | | | | | 75 | | | |
| 3.0 V6 24V (JE0G, JE0R) (140 kW) Eng.L7X 727 10/98-10/02 | | | | | | | | | | | | | | | | | | | | |
| 19-2448 | | | R | | | | 44 | | | 30 | | 133 | | | | | 75 | | | |
| Espace IV (JK0/1_) 11/02-1/70 | | | | | | | | | | | | | | | | | | | | |
| 1.9 dCi (JK0U, JK0G) (88 kW) Eng.F9Q 680, F9Q 820, F9Q 826 11/02-1/70 | | | | | | | | | | | | | | | | | | | | |
| 19-2349 | | | F | | | | | | | 45 | 88 | | | | | | | 39 | | |
| 1.9 dCi (JK0U) (85 kW) Eng.F9Q 820 4/03-2/05 | | | | | | | | | | | | | | | | | | | | |
| 19-2349 | | | F | | | | | | | 45 | 88 | | | | | | | 39 | | |
| 2.0 (JK09) (100 kW) Eng.F4R 792 11/02-1/15 | | | | | | | | | | | | | | | | | | | | |
| 19-2349 | | | F | | | | | | | 45 | 88 | | | | | | | 39 | | |
| 2.0 (JK0A, JK1D, JK0N) (125 kW) Eng.F4R 796, F4R 797, F4R 896, F4R 897 4/05-1/70 | | | | | | | | | | | | | | | | | | | | |
| 19-2349 | | | F | | | | | | | 45 | 88 | | | | | | | 39 | | |
| 2.0 (JK0K) (98 kW) Eng.F4R 790 11/02-12/15 | | | | | | | | | | | | | | | | | | | | |
| 19-2349 | | | F | | | | | | | 45 | 88 | | | | | | | 39 | | |

RENAULT

| METELLI ref | Spare Parts | F/R | L/R | ABS | A | B | C | D | E | F | G | H | I | L | M | Fig | NOTE |
|---|-------------|-----|-----|-----|---|---|----|-----|---|---|---|---|---|----|------|-----|------------|
| 1.5 dCi (L30D, L30L, L306, L33F, L33L, L33M, L33V, (81 kW) Eng.K9K 656, K9K 657, K9K 836, K9K 837 2/10-1/70 | | | | | | | | | | | | | | | | | |
| 19-2872 | | F | | | | | 42 | 80 | | | | | | | | 39 | |
| 1.5 dCi (L30S) (66 kW) Eng.K9K 834 2/10-1/70 | | | | | | | | | | | | | | | | | |
| 19-2872 | | F | | | | | 42 | 80 | | | | | | | | 39 | |
| 1.6 (86 kW) Eng.H4M 429, H4M 438, H4M 729, H4M 738, H4M 749, H4M72 1/13-1/70 | | | | | | | | | | | | | | | | | |
| 19-2872 | | F | | | | | 42 | 80 | | | | | | | | 39 | Brake disc |
| 1.6 16V (78 kW) Eng.K4M 838 2/10-1/70 | | | | | | | | | | | | | | | | | |
| 19-2872 | | F | | | | | 42 | 80 | | | | | | | | 39 | |
| 1.6 16V (L301, L30F, L30P, L30R) (81 kW) Eng.K4M 838, K4M 839 2/10-1/70 | | | | | | | | | | | | | | | | | |
| 19-2872 | | F | | | | | 42 | 80 | | | | | | | | 39 | |
| 1.6 16V (L304, L305, L30H) (82 kW) Eng.K4M 838 2/10-1/70 | | | | | | | | | | | | | | | | | |
| 19-2872 | | F | | | | | 42 | 80 | | | | | | | | 39 | |
| 1.6 dCi (96 kW) Eng.R9M 402 7/14-1/70 | | | | | | | | | | | | | | | | | |
| 19-2872 | | F | | | | | 42 | 80 | | | | | | | | 39 | Brake disc |
| 1.6 LPG 16V (81 kW) Eng.K4M 839 1/12-1/70 | | | | | | | | | | | | | | | | | |
| 19-2872 | | F | | | | | 42 | 80 | | | | | | | | 39 | Brake disc |
| 2.0 (105 kW) Eng.M4R 714, M4R 751 5/14-1/70 | | | | | | | | | | | | | | | | | |
| 19-2872 | | F | | | | | 42 | 80 | | | | | | | | 39 | |
| 2.0 16V (101 kW) Eng.M4R 714 5/11-1/70 | | | | | | | | | | | | | | | | | |
| 19-2872 | | F | | | | | 42 | 80 | | | | | | | | 39 | Brake disc |
| 2.0 16V (L30C, L30G, L30T, L30V) (103 kW) Eng.M4R 714, M4R 751 2/10-1/70 | | | | | | | | | | | | | | | | | |
| 19-2872 | | F | | | | | 42 | 80 | | | | | | | | 39 | |
| Z.E. (70 kW) Eng.5AM 400 2/12-1/70 | | | | | | | | | | | | | | | | | |
| 19-2872 | | F | | | | | 42 | 80 | | | | | | | | 39 | |
| Fuego (136_) 2/80-11/92 | | | | | | | | | | | | | | | | | |
| 1.4 TL/GTL (47 kW) Eng.847 720 (02.80-10.85) 2/80-10/85 | | | | | | | | | | | | | | | | | |
| 19-2197 | | F | | | | | 78 | 108 | | | | | | 31 | 41,5 | | |
| 19-2617 | | R | | | | | 20 | 47 | | | | | | | | 15 | |

RENAULT

| METELLI ref | Spare Parts | | F/R | L/R | | | ABS | A | B | C | D | E | F | G | H | I | L | M | Fig | NOTE |
|---|-------------|--------|-----|-----|--|--|-----|---|---|------|-----|-------|---|---|---|----|------|---|-----|--|
| 1.6 TS/GTS (1362) (71 kW) Eng.843 723 (10.80-10.85), 843 724 (10.80-10.85), A6M 10/80-10/85 | | | | | | | | | | | | | | | | | | | | |
| 19-2197 | | | F | | | | | | | 78 | 108 | | | | | 31 | 41,5 | | | |
| 19-2624 | | 01/84- | R | | | | | | | 24,3 | 120 | 132,8 | | | | | 75 | | | |
| 1.6 Turbo (1365) (97 kW) Eng.A5L 750 (08.83-10.85) 8/83-10/85 | | | | | | | | | | | | | | | | | | | | |
| 19-2197 | | | F | | | | | | | 78 | 108 | | | | | 31 | 41,5 | | | |
| 19-2624 | | | R | | | | | | | 24,3 | 120 | 132,8 | | | | | 75 | | | |
| 2.0 TX/GTX (1363) (81 kW) Eng.829 710 (10.80-10.85), J6R 710 (10.80-10.85), J6R 10/80-10/85 | | | | | | | | | | | | | | | | | | | | |
| 19-2197 | | | F | | | | | | | 78 | 108 | | | | | 31 | 41,5 | | | |
| 19-2624 | | 01/84- | R | | | | | | | 24,3 | 120 | 132,8 | | | | | 75 | | | |
| 2.1 TD (65 kW) Eng.J8S 712 8/82-10/85 | | | | | | | | | | | | | | | | | | | | |
| 19-2197 | | | F | | | | | | | 78 | 108 | | | | | 31 | 41,5 | | | |
| 19-2624 | | 01/84- | R | | | | | | | 24,3 | 120 | 132,8 | | | | | 75 | | | |
| Grand Scenic II (JM0/1_) 4/04-1/70 | | | | | | | | | | | | | | | | | | | | |
| 1.5 dCi (76 kW) Eng.K9K 734 6/06-11/08 | | | | | | | | | | | | | | | | | | | | |
| 19-2348 | | | F | | | | | | | 42 | 77 | | | | | | 39 | | | |
| 19-2735 | | | R | | | | | | | 25 | 55 | | | | | | 48 | | | Rear Disc Brake, Passo corto/Wheelbase short |
| 1.5 dCi (JM02, JM13) (74 kW) Eng.K9K 728 4/04-11/08 | | | | | | | | | | | | | | | | | | | | |
| 19-2348 | | | F | | | | | | | 42 | 77 | | | | | | 39 | | | |
| 19-2735 | | | R | | | | | | | 25 | 55 | | | | | | 48 | | | Passo corto/Wheelbase short, Brake disc |
| 1.5 dCi (JM1E) (78 kW) Eng.K9K 732 5/05-1/09 | | | | | | | | | | | | | | | | | | | | |
| 19-2348 | | | F | | | | | | | 42 | 77 | | | | | | 39 | | | |
| 19-2735 | | | R | | | | | | | 25 | 55 | | | | | | 48 | | | Rear Disc Brake, Passo corto/Wheelbase short |
| 1.6 (77 kW) Eng.K4M 788 6/06-11/08 | | | | | | | | | | | | | | | | | | | | |
| 19-2348 | | | F | | | | | | | 42 | 77 | | | | | | 39 | | | |
| 19-2735 | | | R | | | | | | | 25 | 55 | | | | | | 48 | | | Rear Disc Brake, Passo corto/Wheelbase short |
| 1.6 (82 kW) Eng.K4M 812 6/06-11/08 | | | | | | | | | | | | | | | | | | | | |
| 19-2348 | | | F | | | | | | | 42 | 77 | | | | | | 39 | | | |
| 19-2735 | | | R | | | | | | | 25 | 55 | | | | | | 48 | | | Rear Disc Brake, Passo corto/Wheelbase short |

RENAULT

| METELLI ref | Spare Parts | | F/R | L/R | | | ABS | A | B | C | D | E | F | G | H | I | L | M | Fig | NOTE |
|---|-------------|--|-----|-----|--|--|-----|---|---|----|----|---|---|---|---|---|---|---|-----|--|
| 1.6 (83 kW) Eng.K4M 761, K4M 782 4/04-8/06 | | | | | | | | | | | | | | | | | | | | |
| 19-2348 | | | F | | | | | | | 42 | 77 | | | | | | | | 39 | |
| 19-2735 | | | R | | | | | | | 25 | 55 | | | | | | | | 48 | Passo corto/Wheelbase short, Brake disc |
| 1.6 Flex (82 kW) Eng.K4M 766 6/06-6/09 | | | | | | | | | | | | | | | | | | | | |
| 19-2348 | | | F | | | | | | | 42 | 77 | | | | | | | | 39 | |
| 19-2735 | | | R | | | | | | | 25 | 55 | | | | | | | | 48 | Rear Disc Brake, Passo corto/Wheelbase short |
| 1.9 dCi (85 kW) Eng.F9Q 803, F9Q 804, F9Q 812, F9Q 816, F9Q 818 5/05-1/09 | | | | | | | | | | | | | | | | | | | | |
| 19-2348 | | | F | | | | | | | 42 | 77 | | | | | | | | 39 | |
| 19-2735 | | | R | | | | | | | 25 | 55 | | | | | | | | 48 | Passo corto/Wheelbase short, Brake disc |
| 1.9 dCi (JM0G, JM12, JM1G, JM2C) (88 kW) Eng.F9Q 812 4/04-5/06 | | | | | | | | | | | | | | | | | | | | |
| 19-2348 | | | F | | | | | | | 42 | 77 | | | | | | | | 39 | |
| 19-2735 | | | R | | | | | | | 25 | 55 | | | | | | | | 48 | Passo corto/Wheelbase short, Brake disc |
| 1.9 dCi (JM14) (96 kW) Eng.F9Q 803, F9Q 804, F9Q 816, F9Q 818 4/04-2/08 | | | | | | | | | | | | | | | | | | | | |
| 19-2348 | | | F | | | | | | | 42 | 77 | | | | | | | | 39 | |
| 19-2735 | | | R | | | | | | | 25 | 55 | | | | | | | | 48 | Passo corto/Wheelbase short, Brake disc |
| 1.9 dCi (JM15) (81 kW) Eng.F9Q E 804 5/05-11/08 | | | | | | | | | | | | | | | | | | | | |
| 19-2348 | | | F | | | | | | | 42 | 77 | | | | | | | | 39 | |
| 19-2735 | | | R | | | | | | | 25 | 55 | | | | | | | | 48 | Passo corto/Wheelbase short, Brake disc |
| 2.0 (99 kW) Eng.F4R 770, F4R 771 4/04-6/09 | | | | | | | | | | | | | | | | | | | | |
| 19-2348 | | | F | | | | | | | 42 | 77 | | | | | | | | 39 | |
| 19-2735 | | | R | | | | | | | 25 | 55 | | | | | | | | 48 | Passo corto/Wheelbase short, Brake disc |
| 2.0 (120 kW) Eng.F4R 776 4/04-6/09 | | | | | | | | | | | | | | | | | | | | |
| 19-2348 | | | F | | | | | | | 42 | 77 | | | | | | | | 39 | |
| 19-2735 | | | R | | | | | | | 25 | 55 | | | | | | | | 48 | Passo corto/Wheelbase short, Brake disc |
| 2.0 dCi (JM1K) (110 kW) Eng.M9R 700, M9R 721, M9R 722 9/05-11/08 | | | | | | | | | | | | | | | | | | | | |
| 19-2735 | | | R | | | | | | | 25 | 55 | | | | | | | | 48 | Passo corto/Wheelbase short |
| 19-8152 | | | F | | | | | | | 45 | 83 | | | | | | | | 39 | |

RENAULT

| METELLI ref | Spare Parts | F/R | L/R | ABS | A | B | C | D | E | F | G | H | I | L | M | Fig | NOTE |
|--|-------------|-----|-----|-----|---|---|----|----|---|---|---|---|---|---|---|-----|----------|
| 1.9 dCi (96 kW) Eng.F9Q 870, F9Q 872 2/09-1/70 | | | | | | | | | | | | | | | | | |
| 19-2872 | | F | | | | | 42 | 80 | | | | | | | | 39 | |
| 19-2873 | | F | | | | | 45 | 83 | | | | | | | | 39 | |
| 2.0 16V (JZ0G) (103 kW) Eng.M4R 711 2/09-1/70 | | | | | | | | | | | | | | | | | |
| 19-2872 | | F | | | | | 42 | 80 | | | | | | | | 39 | |
| 2.0 dCi (JZ0L) (118 kW) Eng.M9R 610 4/09-1/70 | | | | | | | | | | | | | | | | | |
| 19-2873 | | F | | | | | 45 | 83 | | | | | | | | 39 | |
| 2.0 dCi (JZ0Y) (110 kW) Eng.M9R 615 2/09-1/70 | | | | | | | | | | | | | | | | | |
| 19-2873 | | F | | | | | 45 | 83 | | | | | | | | 39 | |
| Grand Scenic IV (R9_) 9/16-1/70 | | | | | | | | | | | | | | | | | |
| 1.2 TCe 115 (85 kW) Eng.H5F 408 9/16-1/70 | | | | | | | | | | | | | | | | | |
| 19-8136 | | F | | | | | 29 | | | | | | | | | | with Nut |
| 1.2 TCe 130 (96 kW) Eng.H5F 408 9/16-1/70 | | | | | | | | | | | | | | | | | |
| 19-8136 | | F | | | | | 29 | | | | | | | | | | with Nut |
| 1.3 TCe 115 (85 kW) Eng.H5H 450, H5H 470 1/18-1/70 | | | | | | | | | | | | | | | | | |
| 19-8136 | | F | | | | | 29 | | | | | | | | | | with Nut |
| 1.3 TCe 140 (103 kW) Eng.H5H 450, H5H 470 1/18-1/70 | | | | | | | | | | | | | | | | | |
| 19-8136 | | F | | | | | 29 | | | | | | | | | | with Nut |
| 1.3 TCe 160 (120 kW) Eng.H5H 450 1/18-1/70 | | | | | | | | | | | | | | | | | |
| 19-8136 | | F | | | | | 29 | | | | | | | | | | with Nut |
| 1.3 TCe 160 (R9NC) (117 kW) Eng.H5H 470 9/18-1/70 | | | | | | | | | | | | | | | | | |
| 19-8136 | | F | | | | | 29 | | | | | | | | | | with Nut |
| 1.5 dCi 110 (81 kW) Eng.K9K 646, K9K 647 9/16-1/70 | | | | | | | | | | | | | | | | | |
| 19-8136 | | F | | | | | 29 | | | | | | | | | | with Nut |
| 1.5 dCi 110 Hybrid Assist (81 kW) Eng.K9K 500, K9K 502 4/17-1/70 | | | | | | | | | | | | | | | | | |
| 19-8136 | | F | | | | | 29 | | | | | | | | | | with Nut |
| 1.6 dCi 130 (96 kW) Eng.R9M 409 9/16-1/70 | | | | | | | | | | | | | | | | | |
| 19-8136 | | F | | | | | 29 | | | | | | | | | | with Nut |

RENAULT

| METELLI ref | Spare Parts | | F/R | L/R | | ABS | A | B | C | D | E | F | G | H | I | L | M | Fig | NOTE |
|--|-------------|--|-----|-----|--|-----|---|----|---|----|-------|---|---|---|-------|----|---|-----|----------|
| 1.6 dCi 160 (118 kW) Eng.R9M 452 9/16-1/70 | | | | | | | | | | | | | | | | | | | |
| 19-8136 | | | F | | | | | 29 | | | | | | | | | | | with Nut |
| 1.7 dCi 120 (R9A7, R9A8) (88 kW) Eng.R9N 400, R9N 401 8/18-1/70 | | | | | | | | | | | | | | | | | | | |
| 19-8136 | | | F | | | | | 29 | | | | | | | | | | | with Nut |
| 1.7 dCi 150 (110 kW) Eng.R9N 401 8/18-1/70 | | | | | | | | | | | | | | | | | | | |
| 19-8136 | | | F | | | | | 29 | | | | | | | | | | | with Nut |
| Kadjar (HA_, HL_) 6/15-1/70 | | | | | | | | | | | | | | | | | | | |
| 1.2 TCe 130 (96 kW) Eng.H5F 408 6/15-1/70 | | | | | | | | | | | | | | | | | | | |
| 19-8136 | | | F | | | | | 29 | | | | | | | | | | | with Nut |
| 19-8142 | | | R | | | | | | | 84 | 147,8 | | | | 120,5 | 69 | | | |
| 19-8145 | | | F | | | | | 29 | | 85 | 136 | | | | 79,5 | 47 | | | w/o Nut |
| 1.3 TCe 140 (103 kW) Eng.H5H 470 8/18-1/70 | | | | | | | | | | | | | | | | | | | |
| 19-8136 | | | F | | | | | 29 | | | | | | | | | | | with Nut |
| 19-8142 | | | R | | | | | | | 84 | 147,8 | | | | 120,5 | 69 | | | |
| 19-8145 | | | F | | | | | 29 | | 85 | 136 | | | | 79,5 | 47 | | | w/o Nut |
| 1.3 TCe 160 (HLNC) (117 kW) Eng.H5H 470 8/18-1/70 | | | | | | | | | | | | | | | | | | | |
| 19-8136 | | | F | | | | | 29 | | | | | | | | | | | with Nut |
| 19-8142 | | | R | | | | | | | 84 | 147,8 | | | | 120,5 | 69 | | | |
| 19-8145 | | | F | | | | | 29 | | 85 | 136 | | | | 79,5 | 47 | | | w/o Nut |
| 1.5 BLUE dCi 115 (85 kW) Eng.K9K 872, K9K 873 8/18-1/70 | | | | | | | | | | | | | | | | | | | |
| 19-8136 | | | F | | | | | 29 | | | | | | | | | | | with Nut |
| 19-8142 | | | R | | | | | | | 84 | 147,8 | | | | 120,5 | 69 | | | |
| 19-8145 | | | F | | | | | 29 | | 85 | 136 | | | | 79,5 | 47 | | | w/o Nut |
| 1.5 dCi 110 (81 kW) Eng.K9K 646, K9K 647, K9K 648, K9K 649 6/15-1/70 | | | | | | | | | | | | | | | | | | | |
| 19-8136 | | | F | | | | | 29 | | | | | | | | | | | with Nut |
| 19-8142 | | | R | | | | | | | 84 | 147,8 | | | | 120,5 | 69 | | | |
| 19-8145 | | | F | | | | | 29 | | 85 | 136 | | | | 79,5 | 47 | | | w/o Nut |

RENAULT

| METELLI ref | Spare Parts | | F/R | L/R | | ABS | A | B | C | D | E | F | G | H | I | L | M | Fig | NOTE |
|---|-------------|--|-----|-----|--|-----|----|----|----|----|-------|---|---|---|-------|----|---|------|---------------------|
| 1.6 dCi 130 (96 kW) Eng.R9M 414 6/15-1/70 | | | | | | | | | | | | | | | | | | | |
| 19-8136 | | | F | | | | | 29 | | | | | | | | | | | with Nut |
| 19-8142 | | | R | | | | | | | 84 | 147,8 | | | | 120,5 | 69 | | | |
| 19-8145 | | | F | | | | | 29 | | 85 | 136 | | | | 79,5 | 47 | | | w/o Nut |
| 1.6 dCi 130 4x4 (96 kW) Eng.R9M 414 6/15-1/70 | | | | | | | | | | | | | | | | | | | |
| 19-8136 | | | F | | | | | 29 | | | | | | | | | | | with Nut |
| 19-8145 | | | F | | | | | 29 | | 85 | 136 | | | | 79,5 | 47 | | | w/o Nut |
| 1.6 TCe 165 (120 kW) Eng.M5M460 11/16-1/70 | | | | | | | | | | | | | | | | | | | |
| 19-8136 | | | F | | | | | 29 | | | | | | | | | | | with Nut |
| 19-8142 | | | R | | | | | | | 84 | 147,8 | | | | 120,5 | 69 | | | |
| 19-8145 | | | F | | | | | 29 | | 85 | 136 | | | | 79,5 | 47 | | | w/o Nut |
| 1.7 Blue dCi 150 (110 kW) Eng.R9N 401 8/18-1/70 | | | | | | | | | | | | | | | | | | | |
| 19-8136 | | | F | | | | | 29 | | | | | | | | | | | with Nut |
| 19-8142 | | | R | | | | | | | 84 | 147,8 | | | | 120,5 | 69 | | | Brake disc |
| 19-8145 | | | F | | | | | 29 | | 85 | 136 | | | | 79,5 | 47 | | | w/o Nut, Brake disc |
| 1.7 Blue dCi 150 4WD (110 kW) Eng.R9N 401 8/18-1/70 | | | | | | | | | | | | | | | | | | | |
| 19-8136 | | | F | | | | | 29 | | | | | | | | | | | with Nut |
| 19-8142 | | | R | | | | | | | 84 | 147,8 | | | | 120,5 | 69 | | | Brake disc |
| 19-8145 | | | F | | | | | 29 | | 85 | 136 | | | | 79,5 | 47 | | | w/o Nut, Brake disc |
| Kangoo I (KC0/1_) 8/97-1/70 | | | | | | | | | | | | | | | | | | | |
| 1.0 (50 kW) Eng.D4D 700, D4D 720 1/02-1/07 | | | | | | | | | | | | | | | | | | | |
| 19-2350 | | | F | | | | | | 37 | 72 | | | | | | | | | 37 |
| 1.0 RN (43 kW) Eng.- 1/02-1/07 | | | | | | | | | | | | | | | | | | | |
| 19-2350 | | | F | | | | | | 37 | 72 | | | | | | | | | 37 |
| 1.2 (KC0A, KC0K, KC0F, KC01) (43 kW) Eng.D7F 710 (03.98-), D7F 720, D7F 722, D7F 726, D7F 8/97-1/70 | | | | | | | | | | | | | | | | | | | |
| 19-2350 | | | F | | | | | | 37 | 72 | | | | | | | | | 37 |
| 19-2449 | | | R | | | | 96 | | 25 | | 132,8 | | | | | | | 73,5 | +ABS, Brake drum |
| 19-2607 | | | R | | | | | | 25 | 55 | | | | | | | | | 43 |

RENAULT

| METELLI ref | Spare Parts | | F/R | L/R | | ABS | A | B | C | D | E | F | G | H | I | L | M | Fig | NOTE |
|---|-------------|--|-----|-----|--|-----|---|---|----|----|-------|---|---|---|---|------|---|------|------------------|
| 19-2736 | | | R | | | 43 | | | 25 | | 132,7 | | | | | 73,5 | | | +ABS, Brake drum |
| 1.2 16V (KC05, KC06, KC03, KC0T, KC0W, KC1D) (55 kW) Eng.D4F 712, D4F 714, D4F 716, D4F 730 6/01-1/70 | | | | | | | | | | | | | | | | | | | |
| 19-2350 | | | F | | | | | | 37 | 72 | | | | | | | | 37 | |
| 19-2449 | | | R | | | 96 | | | 25 | | 132,8 | | | | | | | 73,5 | +ABS, Brake drum |
| 19-2607 | | | R | | | | | | 25 | 55 | | | | | | | | 43 | Brake drum |
| 19-2736 | | | R | | | 43 | | | 25 | | 132,7 | | | | | | | 73,5 | +ABS, Brake drum |
| 1.4 (KC0C, KC0H, KC0B, KC0M) (55 kW) Eng.E7J 634, E7J 635, E7J 780 (03.98-), K7J 700, K7J 8/97-1/70 | | | | | | | | | | | | | | | | | | | |
| 19-2350 | | | F | | | | | | 37 | 72 | | | | | | | | 37 | |
| 19-2449 | | | R | | | 96 | | | 25 | | 132,8 | | | | | | | 73,5 | +ABS, Brake drum |
| 19-2607 | | | R | | | | | | 25 | 55 | | | | | | | | 43 | Brake drum |
| 19-2736 | | | R | | | 43 | | | 25 | | 132,7 | | | | | | | 73,5 | +ABS, Brake drum |
| 1.5 dCi (42 kW) Eng.K9K 704 7/03-1/70 | | | | | | | | | | | | | | | | | | | |
| 19-2350 | | | F | | | | | | 37 | 72 | | | | | | | | 37 | |
| 19-2449 | | | R | | | 96 | | | 25 | | 132,8 | | | | | | | 73,5 | +ABS, Brake drum |
| 19-2607 | | | R | | | | | | 25 | 55 | | | | | | | | 43 | Brake drum |
| 19-2736 | | | R | | | 43 | | | 25 | | 132,7 | | | | | | | 73,5 | +ABS, Brake drum |
| 1.5 dCi (45 kW) Eng.K9K 700, K9K 702 4/05-6/10 | | | | | | | | | | | | | | | | | | | |
| 19-2350 | | | F | | | | | | 37 | 72 | | | | | | | | 37 | |
| 19-2449 | | | R | | | 96 | | | 25 | | 132,8 | | | | | | | 73,5 | +ABS, Brake drum |
| 19-2607 | | | R | | | | | | 25 | 55 | | | | | | | | 43 | Brake drum |
| 19-2736 | | | R | | | 43 | | | 25 | | 132,7 | | | | | | | 73,5 | +ABS, Brake drum |
| 1.5 dCi (50 kW) Eng.K9K 714 6/05-1/70 | | | | | | | | | | | | | | | | | | | |
| 19-2350 | | | F | | | | | | 37 | 72 | | | | | | | | 37 | |
| 19-2449 | | | R | | | 96 | | | 25 | | 132,8 | | | | | | | 73,5 | +ABS, Brake drum |
| 19-2607 | | | R | | | | | | 25 | 55 | | | | | | | | 43 | Brake drum |
| 19-2736 | | | R | | | 43 | | | 25 | | 132,7 | | | | | | | 73,5 | +ABS, Brake drum |
| 1.5 dCi (62 kW) Eng.K9K 718 6/05-1/70 | | | | | | | | | | | | | | | | | | | |
| 19-2350 | | | F | | | | | | 37 | 72 | | | | | | | | 37 | |
| 19-2449 | | | R | | | 96 | | | 25 | | 132,8 | | | | | | | 73,5 | +ABS, Brake drum |

RENAULT

| METELLI ref | Spare Parts | | F/R | L/R | | ABS | A | B | C | D | E | F | G | H | I | L | M | Fig | NOTE |
|---|-------------|--|-----|-----|--|-----|---|---|----|------|-------|---|---|---|---|------|---|-----|------------------|
| 19-2607 | | | R | | | | | | 25 | 55 | | | | | | 43 | | | Brake drum |
| 19-2736 | | | R | | | 43 | | | 25 | | 132,7 | | | | | 73,5 | | | +ABS, Brake drum |
| 1.5 dCi (KC07) (48 kW) Eng.K9K 700, K9K 704 12/01-1/70 | | | | | | | | | | | | | | | | | | | |
| 19-2350 | | | F | | | | | | 37 | 72 | | | | | | 37 | | | |
| 19-2449 | | | R | | | 96 | | | 25 | | 132,8 | | | | | 73,5 | | | +ABS, Brake drum |
| 19-2607 | | | R | | | | | | 25 | 55 | | | | | | 43 | | | Brake drum |
| 19-2736 | | | R | | | 43 | | | 25 | | 132,7 | | | | | 73,5 | | | +ABS, Brake drum |
| 1.5 dCi (KC08, KC09) (60 kW) Eng.K9K 702, K9K 710 7/02-1/70 | | | | | | | | | | | | | | | | | | | |
| 19-2350 | | | F | | | | | | 37 | 72 | | | | | | 37 | | | |
| 19-2449 | | | R | | | 96 | | | 25 | | 132,8 | | | | | 73,5 | | | +ABS, Brake drum |
| 19-2607 | | | R | | | | | | 25 | 55 | | | | | | 43 | | | Brake drum |
| 19-2736 | | | R | | | 43 | | | 25 | | 132,7 | | | | | 73,5 | | | +ABS, Brake drum |
| 1.6 (66 kW) Eng.K7M 746 9/99-6/01 | | | | | | | | | | | | | | | | | | | |
| 19-2350 | | | F | | | | | | 37 | 72 | | | | | | 37 | | | |
| 1.6 16V (70 kW) Eng.K4M 706, K4M 730, K4M 750, K4M 752, K4M 753 6/01-1/70 | | | | | | | | | | | | | | | | | | | |
| 19-2350 | | | F | | | | | | 37 | 72 | | | | | | 37 | | | |
| 19-2449 | | | R | | | 96 | | | 25 | | 132,8 | | | | | 73,5 | | | +ABS, Brake drum |
| 19-2607 | | | R | | | | | | 25 | 55 | | | | | | 43 | | | Brake drum |
| 19-2736 | | | R | | | 43 | | | 25 | | 132,7 | | | | | 73,5 | | | +ABS, Brake drum |
| 1.6 16V 4x4 (KC0P, KC0S, KC0L) (70 kW) Eng.K4M 750, K4M 752, K4M 753 10/01-1/70 | | | | | | | | | | | | | | | | | | | |
| 19-2352 | | | F/R | | | | | | 40 | 84,1 | | | | | | 39,7 | | | Brake disc |
| 1.6 16V bivalent (60 kW) Eng.K4M 850 6/05-1/70 | | | | | | | | | | | | | | | | | | | |
| 19-2350 | | | F | | | | | | 37 | 72 | | | | | | 37 | | | |
| 19-2449 | | | R | | | 96 | | | 25 | | 132,8 | | | | | 73,5 | | | +ABS, Brake drum |
| 19-2607 | | | R | | | | | | 25 | 55 | | | | | | 43 | | | Brake drum |
| 19-2736 | | | R | | | 43 | | | 25 | | 132,7 | | | | | 73,5 | | | +ABS, Brake drum |
| 1.9 dCi 4x4 (62 kW) Eng.F9Q 790 10/03-1/70 | | | | | | | | | | | | | | | | | | | |
| 19-2352 | | | F/R | | | | | | 40 | 84,1 | | | | | | 39,7 | | | Brake disc |

RENAULT

| METELLI ref | Spare Parts | F/R | L/R | ABS | A | B | C | D | E | F | G | H | I | L | M | Fig | NOTE |
|---|-------------|-----|-----|-----|---|---|----|------|-------|---|---|---|---|------|---|-----|-----------------------------|
| 1.9 dCi 4x4 (KC0V) (59 kW) Eng.F9Q 782, F9Q 790 10/01-1/70 | | | | | | | | | | | | | | | | | |
| 19-2352 | | F/R | | | | | 40 | 84,1 | | | | | | 39,7 | | | Brake disc |
| 1.9 dTi (KC0U) (59 kW) Eng.F9Q 780, F9Q 782, F9Q 790 2/00-1/70 | | | | | | | | | | | | | | | | | |
| 19-2350 | | F | | | | | 37 | 72 | | | | | | 37 | | | |
| 19-2449 | | R | | 96 | | | 25 | | 132,8 | | | | | 73,5 | | | +ABS, Brake drum |
| 19-2736 | | R | | 43 | | | 25 | | 132,7 | | | | | 73,5 | | | +ABS, Brake drum |
| 1.9 RXED (48 kW) Eng.F8Q 632 9/99-6/01 | | | | | | | | | | | | | | | | | |
| 19-2350 | | F | | | | | 37 | 72 | | | | | | 37 | | | |
| D 55 1.9 (KC0D) (40 kW) Eng.F8Q 662 (03.98-) 8/97-1/70 | | | | | | | | | | | | | | | | | |
| 19-2350 | | F | | | | | 37 | 72 | | | | | | 37 | | | |
| 19-2449 | | R | | 96 | | | 25 | | 132,8 | | | | | 73,5 | | | +ABS, Brake drum |
| 19-2607 | | R | | | | | 25 | 55 | | | | | | 43 | | | Brake drum |
| 19-2736 | | R | | 43 | | | 25 | | 132,7 | | | | | 73,5 | | | +ABS, Brake drum |
| D 65 1.9 (KC0E, KC02, KC0J, KC0N) (47 kW) Eng.F8Q 630 (03.98-), F8Q 632 8/97-6/01 | | | | | | | | | | | | | | | | | |
| 19-2350 | | F | | | | | 37 | 72 | | | | | | 37 | | | |
| 19-2449 | | R | | 96 | | | 25 | | 132,8 | | | | | 73,5 | | | +ABS, Brake drum |
| 19-2607 | | R | | | | | 25 | 55 | | | | | | 43 | | | Brake drum |
| 19-2736 | | R | | 43 | | | 25 | | 132,7 | | | | | 73,5 | | | +ABS, Brake drum |
| Electroad RE (22 kW) Eng.5DC 700 1/02-12/04 | | | | | | | | | | | | | | | | | |
| 19-2350 | | F | | | | | 37 | 72 | | | | | | 37 | | | |
| Kangoo II (KW0/1_) / Grand Kangoo 2/08-1/70 | | | | | | | | | | | | | | | | | |
| 1.2 TCe 115 (84 kW) Eng.H5F 400, H5F 408, H5F 412 7/13-1/70 | | | | | | | | | | | | | | | | | |
| 19-2347 | | F | | | | | 37 | 72 | | | | | | 37 | | | Passo corto/Wheelbase short |
| 19-8135 | | R | | | | | 30 | 62 | | | | | | 48 | | | Rear Drum Brake |
| 19-8152 | | F | | | | | 45 | 83 | | | | | | 39 | | | 15/16Inch Wheels |
| 1.5 Blue dCi 115 (85 kW) Eng.K9K 872 3/19-1/70 | | | | | | | | | | | | | | | | | |
| 19-8152 | | F | | | | | 45 | 83 | | | | | | 39 | | | |

RENAULT

| METELLI ref | Spare Parts | | F/R | L/R | | | ABS | A | B | C | D | E | F | G | H | I | L | M | Fig | NOTE |
|--|-------------|--|-----|-----|--|--|-----|---|---|----|----|---|---|---|---|---|---|----|-----|--------------------------------|
| 1.5 Blue dCi 95 (70 kW) Eng.K9K 872 3/19-1/70 | | | | | | | | | | | | | | | | | | | | |
| 19-8152 | | | F | | | | | | | 45 | 83 | | | | | | | 39 | | Eng. K9K 872, 15/16Inch Wheels |
| 1.5 dCi (55 kW) Eng.K9K 608, K9K 628, K9K 808 11/12-1/70 | | | | | | | | | | | | | | | | | | | | |
| 19-2347 | | | F | | | | | | | 37 | 72 | | | | | | | 37 | | Passo corto/Wheelbase short |
| 19-8135 | | | R | | | | | | | 30 | 62 | | | | | | | 48 | | Rear Drum Brake |
| 19-8152 | | | F | | | | | | | 45 | 83 | | | | | | | 39 | | 15/16Inch Wheels |
| 1.5 dCi (66 kW) Eng.K9K 608, K9K 628, K9K 808 6/08-1/70 | | | | | | | | | | | | | | | | | | | | |
| 19-2347 | | | F | | | | | | | 37 | 72 | | | | | | | 37 | | Passo corto/Wheelbase short |
| 19-8135 | | | R | | | | | | | 30 | 62 | | | | | | | 48 | | Rear Drum Brake |
| 19-8152 | | | F | | | | | | | 45 | 83 | | | | | | | 39 | | 15/16Inch Wheels |
| 1.5 dCi (67 kW) Eng.K9K 647 8/17-1/70 | | | | | | | | | | | | | | | | | | | | |
| 19-8152 | | | F | | | | | | | 45 | 83 | | | | | | | 39 | | Eng. K9K 647, 15/16Inch Wheels |
| 1.5 dCi (78 kW) Eng.K9K 804 2/08-1/70 | | | | | | | | | | | | | | | | | | | | |
| 19-2347 | | | F | | | | | | | 37 | 72 | | | | | | | 37 | | Passo corto/Wheelbase short |
| 19-8135 | | | R | | | | | | | 30 | 62 | | | | | | | 48 | | Rear Drum Brake |
| 19-8152 | | | F | | | | | | | 45 | 83 | | | | | | | 39 | | Eng. K9K 804, 15/16Inch Wheels |
| 1.5 dCi (KW0A) (50 kW) Eng.K9K 800, K9K 802 2/08-1/70 | | | | | | | | | | | | | | | | | | | | |
| 19-2347 | | | F | | | | | | | 37 | 72 | | | | | | | 37 | | Passo corto/Wheelbase short |
| 19-8135 | | | R | | | | | | | 30 | 62 | | | | | | | 48 | | Rear Drum Brake |
| 19-8152 | | | F | | | | | | | 45 | 83 | | | | | | | 39 | | 15/16Inch Wheels |
| 1.5 dCi (KW0B) (63 kW) Eng.K9K 802, K9K 812 2/08-1/70 | | | | | | | | | | | | | | | | | | | | |
| 19-2347 | | | F | | | | | | | 37 | 72 | | | | | | | 37 | | Passo corto/Wheelbase short |
| 19-8135 | | | R | | | | | | | 30 | 62 | | | | | | | 48 | | Rear Drum Brake |
| 19-8152 | | | F | | | | | | | 45 | 83 | | | | | | | 39 | | 15/16Inch Wheels |
| 1.5 dCi (KW0F) (76 kW) Eng.K9K 806 2/08-1/70 | | | | | | | | | | | | | | | | | | | | |
| 19-2347 | | | F | | | | | | | 37 | 72 | | | | | | | 37 | | Passo corto/Wheelbase short |
| 19-8152 | | | F | | | | | | | 45 | 83 | | | | | | | 39 | | Eng. K9K 806, 15/16Inch Wheels |
| 1.5 dCi 110 (80 kW) Eng.K9K 804, K9K 816 9/10-1/70 | | | | | | | | | | | | | | | | | | | | |
| 19-2347 | | | F | | | | | | | 37 | 72 | | | | | | | 37 | | Passo corto/Wheelbase short |

RENAULT

| METELLI ref | Spare Parts | | F/R | L/R | | ABS | A | B | C | D | E | F | G | H | I | L | M | Fig | NOTE |
|--|-------------|--|-----|-----|--|-----|---|---|----|----|---|---|---|---|---|----|---|-----|--------------------------------|
| 19-8152 | | | F | | | | | | 45 | 83 | | | | | | 39 | | | 15/16Inch Wheels |
| 1.5 dCi 110 (81 kW) Eng.K9K 636, K9K 646, K9K 647, K9K 648 3/13-1/70 | | | | | | | | | | | | | | | | | | | |
| 19-8152 | | | F | | | | | | 45 | 83 | | | | | | 39 | | | 15/16Inch Wheels |
| 1.6 (KW00, KW0Y) (64 kW) Eng.K7M 750 2/08-1/70 | | | | | | | | | | | | | | | | | | | |
| 19-2347 | | | F | | | | | | 37 | 72 | | | | | | 37 | | | Passo corto/Wheelbase short |
| 19-8152 | | | F | | | | | | 45 | 83 | | | | | | 39 | | | Eng. K7M 750, 15/16Inch Wheels |
| 1.6 16V (KW0D) (78 kW) Eng.K4M 830, K4M 831, K4M 834, K4M 835, K4M 836 2/08-1/70 | | | | | | | | | | | | | | | | | | | |
| 19-2347 | | | F | | | | | | 37 | 72 | | | | | | 37 | | | Passo corto/Wheelbase short |
| 19-8152 | | | F | | | | | | 45 | 83 | | | | | | 39 | | | 15/16Inch Wheels |
| 1.6 16V Hi-Flex (78 kW) Eng.K4M 834, K4M 835 2/08-1/70 | | | | | | | | | | | | | | | | | | | |
| 19-2347 | | | F | | | | | | 37 | 72 | | | | | | 37 | | | Passo corto/Wheelbase short |
| 19-8152 | | | F | | | | | | 45 | 83 | | | | | | 39 | | | 15/16Inch Wheels |
| 1.6 16V LPG (78 kW) Eng.K4M 834, K4M 835, K4M 836 12/08-1/70 | | | | | | | | | | | | | | | | | | | |
| 19-8152 | | | F | | | | | | 45 | 83 | | | | | | 39 | | | 15/16Inch Wheels |
| Kangoo II Be Bop (KW0/1_) 2/09-1/70 | | | | | | | | | | | | | | | | | | | |
| 1.5 dCi (80 kW) Eng.K9K 804 6/09-1/70 | | | | | | | | | | | | | | | | | | | |
| 19-8152 | | | F | | | | | | 45 | 83 | | | | | | 39 | | | 15/16Inch Wheels |
| 1.5 dCi (KW0F) (76 kW) Eng.K9K 806 2/09-12/12 | | | | | | | | | | | | | | | | | | | |
| 19-8152 | | | F | | | | | | 45 | 83 | | | | | | 39 | | | 15/16Inch Wheels |
| 1.5 dCi (KW0G) (66 kW) Eng.K9K 808 6/09-12/12 | | | | | | | | | | | | | | | | | | | |
| 19-8152 | | | F | | | | | | 45 | 83 | | | | | | 39 | | | Eng. K9K 808, 15/16Inch Wheels |
| 1.5 dCi 75 (55 kW) Eng.K9K 802 9/10-1/70 | | | | | | | | | | | | | | | | | | | |
| 19-8152 | | | F | | | | | | 45 | 83 | | | | | | 39 | | | 15/16Inch Wheels |
| 1.6 (KW0D) (78 kW) Eng.K4M 830 2/09-12/12 | | | | | | | | | | | | | | | | | | | |
| 19-8152 | | | F | | | | | | 45 | 83 | | | | | | 39 | | | Eng. K4M 830, 15/16Inch Wheels |

RENAULT

| METELLI ref | Spare Parts | F/R | L/R | ABS | A | B | C | D | E | F | G | H | I | L | M | Fig | NOTE |
|---|-------------|-----|-----|-----|---|----|---|----|----|-----|---|---|---|---|---|-------|------|
| Kaptur (H5_) 3/16-1/70 | | | | | | | | | | | | | | | | | |
| 1.6 (84 kW) Eng.H4M 429, H4M 438 3/16-1/70 | | | | | | | | | | | | | | | | | |
| 19-2872 | | F | | | | | | 42 | 80 | | | | | | | 39 | |
| 2.0 4WD (105 kW) Eng.F4R 410 3/16-1/70 | | | | | | | | | | | | | | | | | |
| 19-2980 | | R | | | | | | 42 | 77 | | | | | | | 39 | |
| Koleos I (HY_) 9/08-1/70 | | | | | | | | | | | | | | | | | |
| 2.0 (103 kW) Eng.M4R K 737 8/13-1/70 | | | | | | | | | | | | | | | | | |
| 19-7709 | | F | | | | | | | | 136 | | | | | | 75,25 | |
| 2.0 dCi (127 kW) Eng.M9R 865 7/13-1/70 | | | | | | | | | | | | | | | | | |
| 19-7709 | | F | | | | | | | | 136 | | | | | | 75,25 | |
| 2.0 dCi (HY0K) (110 kW) Eng.M9R 855, M9R 856, M9R 862, M9R 865, M9R 866 9/08-1/70 | | | | | | | | | | | | | | | | | |
| 19-7709 | | F | | | | | | | | 136 | | | | | | 75,25 | |
| 19-7860 | | R | | | | 24 | | | | 146 | | | | | | 115 | |
| 2.0 dCi 4x4 (130 kW) Eng.M9R 830 9/08-3/13 | | | | | | | | | | | | | | | | | |
| 19-7709 | | F | | | | | | | | 136 | | | | | | 75,25 | |
| 19-7861 | | R | | | | | | | | 148 | | | | | | 95 | |
| 2.0 dCi 4x4 (HY0B) (127 kW) Eng.M9R 830 9/08-1/70 | | | | | | | | | | | | | | | | | |
| 19-7709 | | F | | | | | | | | 136 | | | | | | 75,25 | |
| 19-7861 | | R | | | | | | | | 148 | | | | | | 95 | |
| 2.0 dCi 4x4 (HY0K) (110 kW) Eng.M9R 832, M9R 833, M9R 834, M9R 835, M9R 836, M9R 8 9/08-1/70 | | | | | | | | | | | | | | | | | |
| 19-7709 | | F | | | | | | | | 136 | | | | | | 75,25 | |
| 19-7861 | | R | | | | | | | | 148 | | | | | | 95 | |
| 2.5 (HY0C, HY0N) (126 kW) Eng.2TR 700, 2TR 702, 2TR 703 9/08-1/70 | | | | | | | | | | | | | | | | | |
| 19-7709 | | F | | | | | | | | 136 | | | | | | 75,25 | |
| 19-7860 | | R | | | | 24 | | | | 146 | | | | | | 115 | |
| 2.5 4x4 (HY0C, HY0N) (126 kW) Eng.2TR 700, 2TR 702, 2TR 703 9/08-1/70 | | | | | | | | | | | | | | | | | |
| 19-7709 | | F | | | | | | | | 136 | | | | | | 75,25 | |

RENAULT

| METELLI ref | Spare Parts | | F/R | L/R | | ABS | A | B | C | D | E | F | G | H | I | L | M | Fig | NOTE |
|--|-------------|--------|-----|-----|--|-----|---|---|----|----|-----|---|---|---|---|------|---|-----|------------|
| 19-7861 | | | R | | | | | | | | 148 | | | | | 95 | | | |
| Koleos II (HC_) 8/16-1/70 | | | | | | | | | | | | | | | | | | | |
| 2.0 BLUE dCi 190 4WD (140 kW) Eng.M9R 730 6/19-1/70 | | | | | | | | | | | | | | | | | | | |
| 19-7861 | | | R | | | | | | | | 148 | | | | | 95 | | | |
| 2.0 dCi 175 4WD (130 kW) Eng.M9R 868 4/16-1/70 | | | | | | | | | | | | | | | | | | | |
| 19-7861 | | | R | | | | | | | | 148 | | | | | 95 | | | |
| Laguna I (B56_, 556_) 11/93-3/01 | | | | | | | | | | | | | | | | | | | |
| 1.6 16V (B568, B561) (79 kW) Eng.K4M 720, K4M 724 11/97-3/01 | | | | | | | | | | | | | | | | | | | |
| 19-2346 | | | F | | | | | | 40 | 84 | | | | | | 39,7 | | | |
| 19-2607 | | | R | | | | | | 25 | 55 | | | | | | 43 | | | Brake drum |
| 1.8 (69 kW) Eng.F3P 674 6/95-2/01 | | | | | | | | | | | | | | | | | | | |
| 19-2291 | | | F | | | | | | 40 | 84 | | | | | | 38 | | | |
| 19-2350 | | | F | | | | | | 37 | 72 | | | | | | 37 | | | |
| 19-2607 | | | R | | | | | | 25 | 55 | | | | | | 43 | | | Brake drum |
| 1.8 (70 kW) Eng.F3P 676, F3P 678 6/95-6/98 | | | | | | | | | | | | | | | | | | | |
| 19-2291 | | | F | | | | | | 40 | 84 | | | | | | 38 | | | |
| 19-2350 | | | F | | | | | | 37 | 72 | | | | | | 37 | | | |
| 19-2607 | | | R | | | | | | 25 | 55 | | | | | | 43 | | | Brake drum |
| 1.8 (B56A/B) (66 kW) Eng.F3P 720 (11.93-), F3P 724 (11.93-) 11/93-3/01 | | | | | | | | | | | | | | | | | | | |
| 19-2291 | | | F | | | | | | 40 | 84 | | | | | | 38 | | | |
| 19-2350 | | | F | | | | | | 37 | 72 | | | | | | 37 | | | |
| 19-2607 | | | R | | | | | | 25 | 55 | | | | | | 43 | | | Brake drum |
| 1.8 (B56S/T/0) (66 kW) Eng.F3P 670 (08.95-), F3P 678 (08.95-) 8/95-3/01 | | | | | | | | | | | | | | | | | | | |
| 19-2346 | | 01/97- | F | | | | | | 40 | 84 | | | | | | 39,7 | | | |
| 19-2350 | | -01/98 | F | | | | | | 37 | 72 | | | | | | 37 | | | |
| 19-2607 | | | R | | | | | | 25 | 55 | | | | | | 43 | | | Brake drum |

RENAULT

| METELLI ref | Spare Parts | | F/R | L/R | | | ABS | A | B | C | D | E | F | G | H | I | L | M | Fig | NOTE |
|--|-------------|--------|-----|-----|--|--|-----|---|---|----|----|---|---|---|---|---|---|---|------|------------|
| 1.8 (B56Z) (69 kW) Eng.F3P 720 (08.95-), F3P 724 (08.95-) 8/95-3/01 | | | | | | | | | | | | | | | | | | | | |
| 19-2291 | | | F | | | | | | | 40 | 84 | | | | | | | | 38 | |
| 19-2350 | | | F | | | | | | | 37 | 72 | | | | | | | | 37 | |
| 19-2607 | | | R | | | | | | | 25 | 55 | | | | | | | | 43 | Brake drum |
| 1.8 16V (B563, B564) (88 kW) Eng.F4P 760, F4P 770 4/98-3/01 | | | | | | | | | | | | | | | | | | | | |
| 19-2346 | | | F | | | | | | | 40 | 84 | | | | | | | | 39,7 | |
| 19-2607 | | | R | | | | | | | 25 | 55 | | | | | | | | 43 | Brake drum |
| 1.9 dCi (B56W) (79 kW) Eng.F9Q 718 9/99-3/01 | | | | | | | | | | | | | | | | | | | | |
| 19-2346 | | | F | | | | | | | 40 | 84 | | | | | | | | 39,7 | |
| 1.9 dTi (B56J) (72 kW) Eng.F9Q 710, F9Q 716, F9Q 717 10/97-3/01 | | | | | | | | | | | | | | | | | | | | |
| 19-2346 | | | F | | | | | | | 40 | 84 | | | | | | | | 39,7 | |
| 19-2607 | | | R | | | | | | | 25 | 55 | | | | | | | | 43 | Brake drum |
| 2.0 (80 kW) Eng.F3R 611 3/99-3/01 | | | | | | | | | | | | | | | | | | | | |
| 19-2346 | | | F | | | | | | | 40 | 84 | | | | | | | | 39,7 | |
| 19-2607 | | | R | | | | | | | 25 | 55 | | | | | | | | 43 | Brake drum |
| 2.0 (84 kW) Eng.F3R 722, F3R 768 6/95-2/01 | | | | | | | | | | | | | | | | | | | | |
| 19-2291 | | -01/97 | F | | | | | | | 40 | 84 | | | | | | | | 38 | |
| 19-2346 | | 01/97- | F | | | | | | | 40 | 84 | | | | | | | | 39,7 | |
| 19-2350 | | -01/98 | F | | | | | | | 37 | 72 | | | | | | | | 37 | |
| 19-2607 | | | R | | | | | | | 25 | 55 | | | | | | | | 43 | Brake drum |
| 2.0 (103 kW) Eng.N7Q 700, N7Q 704 6/95-2/01 | | | | | | | | | | | | | | | | | | | | |
| 19-2291 | | -01/97 | F | | | | | | | 40 | 84 | | | | | | | | 38 | |
| 19-2346 | | 01/97- | F | | | | | | | 40 | 84 | | | | | | | | 39,7 | |
| 2.0 (556A) (102 kW) Eng.F4R 780 9/99-2/01 | | | | | | | | | | | | | | | | | | | | |
| 19-2346 | | | F | | | | | | | 40 | 84 | | | | | | | | 39,7 | Mod. 556A |
| 2.0 (B56C/H/N) (83 kW) Eng.F3R 722 (12.93-), F3R 723 (12.93-) 11/93-3/01 | | | | | | | | | | | | | | | | | | | | |
| 19-2291 | | -01/97 | F | | | | | | | 40 | 84 | | | | | | | | 38 | |
| 19-2346 | | 01/97- | F | | | | | | | 40 | 84 | | | | | | | | 39,7 | |
| 19-2350 | | | F | | | | | | | 37 | 72 | | | | | | | | 37 | |

RENAULT

| METELLI ref | Spare Parts | | F/R | L/R | | | ABS | A | B | C | D | E | F | G | H | I | L | M | Fig | NOTE |
|--|-------------|--------|-----|-----|--|--|-----|---|----|----|----|-------|---|---|---|---|---|---|------|------------|
| 1.8 16V (K563, K564) (88 kW) Eng.F4P 760 4/98-3/01 | | | | | | | | | | | | | | | | | | | | |
| 19-2346 | | | F | | | | | | | 40 | 84 | | | | | | | | 39,7 | |
| 19-2732 | | | R | | | | | | 27 | 25 | | 132,5 | | | | | | | 74 | Brake disc |
| 1.9 dCi (K56W) (79 kW) Eng.F9Q 718 9/99-3/01 | | | | | | | | | | | | | | | | | | | | |
| 19-2346 | | | F | | | | | | | 40 | 84 | | | | | | | | 39,7 | |
| 19-2732 | | | R | | | | | | 27 | 25 | | 132,5 | | | | | | | 74 | |
| 1.9 dTi (K56J) (72 kW) Eng.F9Q 710, F9Q 716, F9Q 717 10/97-3/01 | | | | | | | | | | | | | | | | | | | | |
| 19-2346 | | | F | | | | | | | 40 | 84 | | | | | | | | 39,7 | |
| 2.0 (K56C/H) (83 kW) Eng.F3R 722 (09.95-), F3R 723 (09.95-) 9/95-3/01 | | | | | | | | | | | | | | | | | | | | |
| 19-2291 | | -01/97 | F | | | | | | | 40 | 84 | | | | | | | | 38 | |
| 19-2346 | | 01/97- | F | | | | | | | 40 | 84 | | | | | | | | 39,7 | |
| 19-2732 | | 09/99- | R | | | | | | 27 | 25 | | 132,5 | | | | | | | 74 | Brake disc |
| 2.0 16V (A56A/B) (103 kW) Eng.F4R 780 9/99-3/01 | | | | | | | | | | | | | | | | | | | | |
| 19-2346 | | | F | | | | | | | 40 | 84 | | | | | | | | 39,7 | |
| 19-2732 | | | R | | | | | | 27 | 25 | | 132,5 | | | | | | | 74 | |
| 2.0 16V (K56D/M) (102 kW) Eng.N7Q 700 (09.95-), N7Q 704 (09.95-) 9/95-3/01 | | | | | | | | | | | | | | | | | | | | |
| 19-2291 | | -01/97 | F | | | | | | | 40 | 84 | | | | | | | | 38 | |
| 19-2346 | | 01/97- | F | | | | | | | 40 | 84 | | | | | | | | 39,7 | |
| 2.2 D (K56F/2, S56F) (61 kW) Eng.G8T 706 (.-11.95), G8T 752 (11.95-), G8T 790 (.-1 9/95-3/01 | | | | | | | | | | | | | | | | | | | | |
| 19-2291 | | 01/97- | F | | | | | | | 40 | 84 | | | | | | | | 38 | |
| 19-2346 | | -01/97 | F | | | | | | | 40 | 84 | | | | | | | | 39,7 | |
| 2.2 dT (K569) (83 kW) Eng.G8T 760 (03.96-) 3/96-3/01 | | | | | | | | | | | | | | | | | | | | |
| 19-2291 | | -01/97 | F | | | | | | | 40 | 84 | | | | | | | | 38 | |
| 19-2346 | | 01/97- | F | | | | | | | 40 | 84 | | | | | | | | 39,7 | |
| 19-2732 | | 09/99- | R | | | | | | 27 | 25 | | 132,5 | | | | | | | 74 | |
| 3.0 (K56R, K565) (123 kW) Eng.Z7X 765 (02.96-) 2/96-3/01 | | | | | | | | | | | | | | | | | | | | |
| 19-2291 | | -01/97 | F | | | | | | | 40 | 84 | | | | | | | | 38 | |
| 19-2346 | | 01/97- | F | | | | | | | 40 | 84 | | | | | | | | 39,7 | |

RENAULT

| METELLI ref | Spare Parts | | F/R | L/R | | | ABS | A | B | C | D | E | F | G | H | I | L | M | Fig | NOTE |
|--|-------------|--------|-----|-----|--|--|-----|---|---|----|----|---|---|---|---|---|---|---|-----|------|
| 1.9 dCi (92 kW) Eng.F9Q 750 9/05-12/07 | | | | | | | | | | | | | | | | | | | | |
| 19-2351 | | | F | | | | | | | 45 | 83 | | | | | | | | 39 | |
| 1.9 dCi (BG05) (68 kW) Eng.F9Q 664 3/04-5/05 | | | | | | | | | | | | | | | | | | | | |
| 19-2351 | | | F | | | | | | | 45 | 83 | | | | | | | | 39 | |
| 19-2869 | | 03/05- | F | | | | | | | | | | | | | | | | | |
| 1.9 dCi (BG08, BG0G) (88 kW) Eng.F9Q 650, F9Q 670, F9Q 674, F9Q 750 3/01-9/07 | | | | | | | | | | | | | | | | | | | | |
| 19-2351 | | | F | | | | | | | 45 | 83 | | | | | | | | 39 | |
| 19-2869 | | | F | | | | | | | | | | | | | | | | | |
| 1.9 dCi (BG0E) (77 kW) Eng.F9Q 752 6/01-5/05 | | | | | | | | | | | | | | | | | | | | |
| 19-2351 | | | F | | | | | | | 45 | 83 | | | | | | | | 39 | |
| 19-2869 | | 03/05- | F | | | | | | | | | | | | | | | | | |
| 1.9 dCi (BG0R) (74 kW) Eng.F9Q 754 10/01-5/05 | | | | | | | | | | | | | | | | | | | | |
| 19-2351 | | | F | | | | | | | 45 | 83 | | | | | | | | 39 | |
| 19-2869 | | -02/05 | F | | | | | | | | | | | | | | | | | |
| 1.9 dCi (BG12) (85 kW) Eng.F9Q 750, F9Q 758, F9Q 759 9/05-12/07 | | | | | | | | | | | | | | | | | | | | |
| 19-2351 | | | F | | | | | | | 45 | 83 | | | | | | | | 39 | |
| 1.9 dCi (BG1A, BG1V) (96 kW) Eng.F9Q 758, F9Q 759 5/05-8/07 | | | | | | | | | | | | | | | | | | | | |
| 19-2351 | | | F | | | | | | | 45 | 83 | | | | | | | | 39 | |
| 19-2869 | | | F | | | | | | | | | | | | | | | | | |
| 1.9 dCi (BG1A, BG1W) (81 kW) Eng.F9Q 674, F9Q 758 1/05-8/07 | | | | | | | | | | | | | | | | | | | | |
| 19-2351 | | | F | | | | | | | 45 | 83 | | | | | | | | 39 | |
| 19-2869 | | 03/05- | F | | | | | | | | | | | | | | | | | |
| 2.0 16V (BG00, BG0K, BG0P, BG0W) (99 kW) Eng.F4R 712, F4R 713, F4R 714, F4R 715 8/02-12/07 | | | | | | | | | | | | | | | | | | | | |
| 19-2351 | | | F | | | | | | | 45 | 83 | | | | | | | | 39 | |
| 19-2869 | | -09/07 | F | | | | | | | | | | | | | | | | | |
| 2.0 16V (BG00, BG0W, BG0K, BG0P) (98 kW) Eng.F4R 712, F4R 713, F4R 714, F4R 715 8/02-12/06 | | | | | | | | | | | | | | | | | | | | |
| 19-2351 | | | F | | | | | | | 45 | 83 | | | | | | | | 39 | |
| 2.0 16V (BG03, BG0Z, BG0T, BG1Y) (125 kW) Eng.F4R 784, F4R 786, F4R 787 1/05-9/07 | | | | | | | | | | | | | | | | | | | | |
| 19-2351 | | | F | | | | | | | 45 | 83 | | | | | | | | 39 | |

RENAULT

| METELLI ref | Spare Parts | | F/R | L/R | | | ABS | A | B | C | D | E | F | G | H | I | L | M | Fig | NOTE |
|---|-------------|--------|-----|-----|--|--|-----|---|---|----|----|---|---|---|---|---|---|---|-----|------|
| Laguna II Grandtour (KG0/1_) 3/01-12/07 | | | | | | | | | | | | | | | | | | | | |
| 1.6 16V (82 kW) Eng.K4M 716 2/05-8/07 | | | | | | | | | | | | | | | | | | | | |
| 19-2351 | | | F | | | | | | | 45 | 83 | | | | | | | | 39 | |
| 19-2869 | | | F | | | | | | | | | | | | | | | | | |
| 1.6 16V (KG0A, KG0L) (79 kW) Eng.K4M 710, K4M 714 3/01-12/07 | | | | | | | | | | | | | | | | | | | | |
| 19-2351 | | | F | | | | | | | 45 | 83 | | | | | | | | 39 | |
| 19-2869 | | -09/07 | F | | | | | | | | | | | | | | | | | |
| 1.8 16V (86 kW) Eng.F4P 770 3/01-5/05 | | | | | | | | | | | | | | | | | | | | |
| 19-2351 | | | F | | | | | | | 45 | 83 | | | | | | | | 39 | |
| 19-2869 | | -02/05 | F | | | | | | | | | | | | | | | | | |
| 1.8 16V (89 kW) Eng.F4P 770, F4P 774 3/01-5/05 | | | | | | | | | | | | | | | | | | | | |
| 19-2351 | | | F | | | | | | | 45 | 83 | | | | | | | | 39 | |
| 19-2869 | | 03/05- | F | | | | | | | | | | | | | | | | | |
| 1.8 16V (KG0B, KG0M) (88 kW) Eng.F4P 770, F4P 773 3/01-5/05 | | | | | | | | | | | | | | | | | | | | |
| 19-2351 | | | F | | | | | | | 45 | 83 | | | | | | | | 39 | |
| 19-2869 | | | F | | | | | | | | | | | | | | | | | |
| 1.8 16V (KG0J) (85 kW) Eng.F4P 770, F4P 771, F4P 774, F4P 775 3/01-5/05 | | | | | | | | | | | | | | | | | | | | |
| 19-2351 | | | F | | | | | | | 45 | 83 | | | | | | | | 39 | |
| 19-2869 | | | F | | | | | | | | | | | | | | | | | |
| 1.9 dCi (66 kW) Eng.F9Q 664 8/03-9/07 | | | | | | | | | | | | | | | | | | | | |
| 19-2351 | | | F | | | | | | | 45 | 83 | | | | | | | | 39 | |
| 1.9 dCi (79 kW) Eng.F9Q 754 3/01-12/07 | | | | | | | | | | | | | | | | | | | | |
| 19-2351 | | | F | | | | | | | 45 | 83 | | | | | | | | 39 | |
| 19-2869 | | -02/05 | F | | | | | | | | | | | | | | | | | |
| 1.9 dCi (92 kW) Eng.F9Q 750 9/05-12/07 | | | | | | | | | | | | | | | | | | | | |
| 19-2351 | | | F | | | | | | | 45 | 83 | | | | | | | | 39 | |
| 1.9 dCi (KG05) (68 kW) Eng.F9Q 664 3/04-5/05 | | | | | | | | | | | | | | | | | | | | |
| 19-2351 | | | F | | | | | | | 45 | 83 | | | | | | | | 39 | |

RENAULT

| METELLI ref | Spare Parts | | F/R | L/R | | | ABS | A | B | C | D | E | F | G | H | I | L | M | Fig | NOTE |
|--|-------------|--------|-----|-----|--|--|-----|---|---|----|----|---|---|---|---|---|---|---|-----|------|
| 2.0 16V IDE (KG0N) (103 kW) Eng.F5R 700, F5R 701 4/01-9/07 | | | | | | | | | | | | | | | | | | | | |
| 19-2351 | | | F | | | | | | | 45 | 83 | | | | | | | | 39 | |
| 19-2869 | | | F | | | | | | | | | | | | | | | | | |
| 2.0 16V Turbo (KG0S, KG1L, KG03) (120 kW) Eng.F4R 764, F4R 765 1/03-8/05 | | | | | | | | | | | | | | | | | | | | |
| 19-2351 | | | F | | | | | | | 45 | 83 | | | | | | | | 39 | |
| 19-2869 | | 03/03- | F | | | | | | | | | | | | | | | | | |
| 2.0 dCi (KG1S) (127 kW) Eng.M9R 760 1/06-12/07 | | | | | | | | | | | | | | | | | | | | |
| 19-2351 | | | F | | | | | | | 45 | 83 | | | | | | | | 39 | |
| 19-2869 | | -09/07 | F | | | | | | | | | | | | | | | | | |
| 2.0 dCi (KG1T) (110 kW) Eng.M9R 740 8/05-8/06 | | | | | | | | | | | | | | | | | | | | |
| 19-2351 | | | F | | | | | | | 45 | 83 | | | | | | | | 39 | |
| 19-2869 | | | F | | | | | | | | | | | | | | | | | |
| 2.2 dCi (102 kW) Eng.G9T 600, G9T 706, G9T 707 5/05-12/07 | | | | | | | | | | | | | | | | | | | | |
| 19-2351 | | | F | | | | | | | 45 | 83 | | | | | | | | 39 | |
| 19-2869 | | -09/07 | F | | | | | | | | | | | | | | | | | |
| 2.2 dCi (KG09) (85 kW) Eng.G9T 600 4/04-10/05 | | | | | | | | | | | | | | | | | | | | |
| 19-2869 | | | F | | | | | | | | | | | | | | | | | |
| 2.2 dCi (KG0F) (110 kW) Eng.G9T 702 10/01-8/06 | | | | | | | | | | | | | | | | | | | | |
| 19-2351 | | | F | | | | | | | 45 | 83 | | | | | | | | 39 | |
| 19-2869 | | | F | | | | | | | | | | | | | | | | | |
| 3.0 V6 24V (KG0D) (152 kW) Eng.L7X 731, L7X 733 3/01-12/07 | | | | | | | | | | | | | | | | | | | | |
| 19-2351 | | | F | | | | | | | 45 | 83 | | | | | | | | 39 | |
| 19-2869 | | -09/07 | F | | | | | | | | | | | | | | | | | |
| Laguna III (BT0/1) 10/07-12/15 | | | | | | | | | | | | | | | | | | | | |
| 1.5 dCi (BT00, BT0A, BT0T, BT1J) (81 kW) Eng.K9K 780, K9K 782, K9K 846 10/07-12/15 | | | | | | | | | | | | | | | | | | | | |
| 19-2351 | | | F | | | | | | | 45 | 83 | | | | | | | | 39 | |

RENAULT

| METELLI ref | Spare Parts | | F/R | L/R | | | ABS | A | B | C | D | E | F | G | H | I | L | M | Fig | NOTE |
|---|-------------|--------|-----|-----|--|--|-----|---|---|----|----|---|---|---|---|---|---|----|-----|------|
| 1.5 dCi (63 kW) Eng.K9K 796 2/08-6/15 | | | | | | | | | | | | | | | | | | | | |
| 19-2347 | | | F | | | | | | | 37 | 72 | | | | | | | 37 | | +ABS |
| 19-2350 | | | F | | | | | | | 37 | 72 | | | | | | | 37 | | -ABS |
| 19-2665 | | | R | | | | | | | 25 | 52 | | | | | | | 37 | | |
| 19-8120 | | | R | | | | | | | 25 | 55 | | | | | | | 43 | | |
| 1.6 (64 kW) Eng.K7M 710 9/04-1/70 | | | | | | | | | | | | | | | | | | | | |
| 19-2347 | | 04/07- | F | | | | | | | 37 | 72 | | | | | | | 37 | | +ABS |
| 19-2350 | | | F | | | | | | | 37 | 72 | | | | | | | 37 | | -ABS |
| 19-2665 | | | R | | | | | | | 25 | 52 | | | | | | | 37 | | |
| 19-2799 | | -03/07 | F | | | | | | | 37 | 72 | | | | | | | 37 | | +ABS |
| 19-8120 | | | R | | | | | | | 25 | 55 | | | | | | | 43 | | |
| 1.6 (LS0L, LS09, LS0V, LS0P, LS18, LS1S, LS1V, LS1 (77 kW) Eng.K4M 690, K4M 694, K4M 696, K4M 697, K4M 698 4/07-10/13 | | | | | | | | | | | | | | | | | | | | |
| 19-2347 | | | F | | | | | | | 37 | 72 | | | | | | | 37 | | +ABS |
| 19-2350 | | | F | | | | | | | 37 | 72 | | | | | | | 37 | | -ABS |
| 19-2665 | | | R | | | | | | | 25 | 52 | | | | | | | 37 | | |
| 19-8120 | | | R | | | | | | | 25 | 55 | | | | | | | 43 | | |
| Logan I SW (KS_)/ Tondar 90 4/07-1/70 | | | | | | | | | | | | | | | | | | | | |
| 1.4 (55 kW) Eng.K7J 710 10/07-1/70 | | | | | | | | | | | | | | | | | | | | |
| 19-2347 | | | F | | | | | | | 37 | 72 | | | | | | | 37 | | +ABS |
| 19-2350 | | | F | | | | | | | 37 | 72 | | | | | | | 37 | | -ABS |
| 19-2665 | | | R | | | | | | | 25 | 52 | | | | | | | 37 | | |
| 19-8120 | | | R | | | | | | | 25 | 55 | | | | | | | 43 | | |
| 1.5 dCi (50 kW) Eng.K9K 792 4/07-1/70 | | | | | | | | | | | | | | | | | | | | |
| 19-2347 | | | F | | | | | | | 37 | 72 | | | | | | | 37 | | +ABS |
| 19-2350 | | | F | | | | | | | 37 | 72 | | | | | | | 37 | | -ABS |
| 19-2665 | | | R | | | | | | | 25 | 52 | | | | | | | 37 | | |
| 19-8120 | | | R | | | | | | | 25 | 55 | | | | | | | 43 | | |

RENAULT

| METELLI ref | Spare Parts | | F/R | L/R | | | ABS | A | B | C | D | E | F | G | H | I | L | M | Fig | NOTE |
|--|-------------|--|-----|-----|--|--|-----|---|---|----|----|---|---|---|---|---|----|---|-----|-----------------|
| 1.5 dCi (63 kW) Eng.K9K 796 2/08-6/15 | | | | | | | | | | | | | | | | | | | | |
| 19-2347 | | | F | | | | | | | 37 | 72 | | | | | | 37 | | | +ABS |
| 19-2350 | | | F | | | | | | | 37 | 72 | | | | | | 37 | | | -ABS |
| 19-2665 | | | R | | | | | | | 25 | 52 | | | | | | 37 | | | |
| 19-8120 | | | R | | | | | | | 25 | 55 | | | | | | 43 | | | |
| 1.5 dCi (66 kW) Eng.K9K 612 6/11-1/70 | | | | | | | | | | | | | | | | | | | | |
| 19-2347 | | | F | | | | | | | 37 | 72 | | | | | | 37 | | | +ABS |
| 19-2350 | | | F | | | | | | | 37 | 72 | | | | | | 37 | | | -ABS |
| 1.6 (64 kW) Eng.K7M 710 4/07-1/70 | | | | | | | | | | | | | | | | | | | | |
| 19-2347 | | | F | | | | | | | 37 | 72 | | | | | | 37 | | | +ABS |
| 19-2350 | | | F | | | | | | | 37 | 72 | | | | | | 37 | | | -ABS |
| 19-2665 | | | R | | | | | | | 25 | 52 | | | | | | 37 | | | |
| 19-8120 | | | R | | | | | | | 25 | 55 | | | | | | 43 | | | |
| 1.6 (KS0L, KS0M, KS0P, KS1S) (77 kW) Eng.K4M 690, K4M 696, K4M 697 4/07-1/70 | | | | | | | | | | | | | | | | | | | | |
| 19-2347 | | | F | | | | | | | 37 | 72 | | | | | | 37 | | | +ABS |
| 19-2350 | | | F | | | | | | | 37 | 72 | | | | | | 37 | | | -ABS |
| 19-2665 | | | R | | | | | | | 25 | 52 | | | | | | 37 | | | |
| 19-8120 | | | R | | | | | | | 25 | 55 | | | | | | 43 | | | |
| Logan II (L8_)/ Stepway 10/13-1/70 | | | | | | | | | | | | | | | | | | | | |
| 1.2 (55 kW) Eng.D4F 732 11/13-1/70 | | | | | | | | | | | | | | | | | | | | |
| 19-2347 | | | F | | | | | | | 37 | 72 | | | | | | 37 | | | +ABS |
| 19-2350 | | | F | | | | | | | 37 | 72 | | | | | | 37 | | | -ABS |
| 19-8135 | | | R | | | | | | | 30 | 62 | | | | | | 48 | | | Rear Drum Brake |
| 1.2 16V LPG (53 kW) Eng.D4F 732, D4F 734 11/13-1/70 | | | | | | | | | | | | | | | | | | | | |
| 19-2347 | | | F | | | | | | | 37 | 72 | | | | | | 37 | | | +ABS |
| 19-2350 | | | F | | | | | | | 37 | 72 | | | | | | 37 | | | -ABS |
| 19-8135 | | | R | | | | | | | 30 | 62 | | | | | | 48 | | | Rear Drum Brake |

RENAULT

| METELLI ref | Spare Parts | F/R | LR | | | ABS | A | B | C | D | E | F | G | H | I | L | M | Fig | NOTE |
|---|-------------|-----|----|--|--|-----|---|---|----|----|---|---|---|---|---|---|---|-----|-----------------|
| 1.5 dCi (62 kW) Eng.K9K 838 12/13-1/70 | | | | | | | | | | | | | | | | | | | |
| 19-2347 | | F | | | | | | | 37 | 72 | | | | | | | | 37 | +ABS |
| 19-2350 | | F | | | | | | | 37 | 72 | | | | | | | | 37 | -ABS |
| 19-8135 | | R | | | | | | | 30 | 62 | | | | | | | | 48 | Rear Drum Brake |
| 1.5 dCi (66 kW) Eng.K9K 612 12/13-1/70 | | | | | | | | | | | | | | | | | | | |
| 19-2347 | | F | | | | | | | 37 | 72 | | | | | | | | 37 | +ABS |
| 19-2350 | | F | | | | | | | 37 | 72 | | | | | | | | 37 | -ABS |
| 19-8135 | | R | | | | | | | 30 | 62 | | | | | | | | 48 | Rear Drum Brake |
| 1.6 (60 kW) Eng.K7M 812 4/14-1/70 | | | | | | | | | | | | | | | | | | | |
| 19-2350 | | F | | | | | | | 37 | 72 | | | | | | | | 37 | -ABS |
| 19-8120 | | R | | | | | | | 25 | 55 | | | | | | | | 43 | Brake drum |
| 19-8135 | | R | | | | | | | 30 | 62 | | | | | | | | 48 | |
| 1.6 (75 kW) Eng.K4M 842, K4M 845 4/14-1/70 | | | | | | | | | | | | | | | | | | | |
| 19-2347 | | F | | | | | | | 37 | 72 | | | | | | | | 37 | +ABS |
| 19-2350 | | F | | | | | | | 37 | 72 | | | | | | | | 37 | -ABS |
| 19-8135 | | R | | | | | | | 30 | 62 | | | | | | | | 48 | Rear Drum Brake |
| 1.6 (83 kW) Eng.H4M 438 9/16-1/70 | | | | | | | | | | | | | | | | | | | |
| 19-2347 | | F | | | | | | | 37 | 72 | | | | | | | | 37 | +ABS |
| 19-2350 | | F | | | | | | | 37 | 72 | | | | | | | | 37 | -ABS |
| 19-8135 | | R | | | | | | | 30 | 62 | | | | | | | | 48 | Rear Drum Brake |
| Logan II SW (K8_) 11/13-1/70 | | | | | | | | | | | | | | | | | | | |
| 1.2 16V (54 kW) Eng.D4F 732, D4F 734 12/13-1/70 | | | | | | | | | | | | | | | | | | | |
| 19-2347 | | F | | | | | | | 37 | 72 | | | | | | | | 37 | +ABS |
| 19-2350 | | F | | | | | | | 37 | 72 | | | | | | | | 37 | -ABS |
| 19-8135 | | R | | | | | | | 30 | 62 | | | | | | | | 48 | Rear Drum Brake |
| 1.2 16V LPG (53 kW) Eng.D4F 732, D4F 734 12/13-1/70 | | | | | | | | | | | | | | | | | | | |
| 19-2347 | | F | | | | | | | 37 | 72 | | | | | | | | 37 | +ABS |
| 19-2350 | | F | | | | | | | 37 | 72 | | | | | | | | 37 | -ABS |

RENAULT

| METELLI ref | Spare Parts | | F/R | L/R | | | ABS | A | B | C | D | E | F | G | H | I | L | M | Fig | NOTE |
|---|-------------|--|-----|-----|--|--|-----|---|---|----|----|---|---|---|---|---|---|----|-----|-----------------|
| 1.5 dCi (62 kW) Eng.K9K 838 12/13-1/70 | | | | | | | | | | | | | | | | | | | | |
| 19-2347 | | | F | | | | | | | 37 | 72 | | | | | | | 37 | | +ABS |
| 19-2350 | | | F | | | | | | | 37 | 72 | | | | | | | 37 | | -ABS |
| 19-8135 | | | R | | | | | | | 30 | 62 | | | | | | | 48 | | Rear Drum Brake |
| 1.5 dCi (66 kW) Eng.K9K 612 12/13-1/70 | | | | | | | | | | | | | | | | | | | | |
| 19-2347 | | | F | | | | | | | 37 | 72 | | | | | | | 37 | | +ABS |
| 19-2350 | | | F | | | | | | | 37 | 72 | | | | | | | 37 | | -ABS |
| 19-8135 | | | R | | | | | | | 30 | 62 | | | | | | | 48 | | Rear Drum Brake |
| 1.6 (59 kW) Eng.K7M 812 12/13-1/70 | | | | | | | | | | | | | | | | | | | | |
| 19-2347 | | | F | | | | | | | 37 | 72 | | | | | | | 37 | | +ABS |
| 19-2350 | | | F | | | | | | | 37 | 72 | | | | | | | 37 | | -ABS |
| 19-8135 | | | R | | | | | | | 30 | 62 | | | | | | | 48 | | Rear Drum Brake |
| Megane I (BA0/1_) 8/95-12/04 | | | | | | | | | | | | | | | | | | | | |
| 1.4 16V (BA0D, BA1H, BA0W, BA10) (70 kW) Eng.K4J 714, K4J 750 3/99-8/03 | | | | | | | | | | | | | | | | | | | | |
| 19-2350 | | | F | | | | | | | 37 | 72 | | | | | | | 37 | | |
| 19-2665 | | | R | | | | | | | 25 | 52 | | | | | | | 37 | | Brake drum |
| 1.4 e (BA0E, BA0V) (55 kW) Eng.E7J 626, E7J 764 (01.96-) 1/96-8/03 | | | | | | | | | | | | | | | | | | | | |
| 19-2350 | | | F | | | | | | | 37 | 72 | | | | | | | 37 | | |
| 19-2665 | | | R | | | | | | | 25 | 52 | | | | | | | 37 | | Brake drum |
| 1.4 Eco (BA0T) (52 kW) Eng.E7J 624 (01.96-) 1/96-3/99 | | | | | | | | | | | | | | | | | | | | |
| 19-2350 | | | F | | | | | | | 37 | 72 | | | | | | | 37 | | |
| 19-2665 | | | R | | | | | | | 25 | 52 | | | | | | | 37 | | Brake drum |
| 1.6 16V (81 kW) Eng.K4M 700 11/01-12/04 | | | | | | | | | | | | | | | | | | | | |
| 19-2350 | | | F | | | | | | | 37 | 72 | | | | | | | 37 | | |
| 19-2665 | | | R | | | | | | | 25 | 52 | | | | | | | 37 | | Rear Drum Brake |
| 1.6 16V (BA04, BA0B, BA11, BA1J, BA16, BA19, BA1K, (79 kW) Eng.K4M 700, K4M 701, K4M 704, K4M 706, K4M 708, K4M 7 3/99-8/02 | | | | | | | | | | | | | | | | | | | | |
| 19-2350 | | | F | | | | | | | 37 | 72 | | | | | | | 37 | | |
| 19-2614 | | | R | | | | | | | 25 | 52 | | | | | | | 37 | | Brake disc |

RENAULT

| METELLI ref | Spare Parts | | F/R | L/R | | | ABS | A | B | C | D | E | F | G | H | I | L | M | Fig | NOTE |
|---|-------------|--|-----|-----|--|--|-----|---|---|----|----|---|---|---|---|---|---|---|-----|-----------------|
| 19-2665 | | | R | | | | | | | 25 | 52 | | | | | | | | 37 | Brake drum |
| 1.6 e (BA0F, BA0S) (66 kW) Eng.K7M 702 (01.96-), K7M 703 (01.96-), K7M 790 1/96-3/99 | | | | | | | | | | | | | | | | | | | | |
| 19-2350 | | | F | | | | | | | 37 | 72 | | | | | | | | 37 | |
| 19-2665 | | | R | | | | | | | 25 | 52 | | | | | | | | 37 | Brake drum |
| 1.6 i (BA0L) (55 kW) Eng.K7M 720 (01.96-) 1/96-3/99 | | | | | | | | | | | | | | | | | | | | |
| 19-2350 | | | F | | | | | | | 37 | 72 | | | | | | | | 37 | |
| 19-2665 | | | R | | | | | | | 25 | 52 | | | | | | | | 37 | Brake drum |
| 1.6 LPG (66 kW) Eng.K7M 702 8/95-3/99 | | | | | | | | | | | | | | | | | | | | |
| 19-2350 | | | F | | | | | | | 37 | 72 | | | | | | | | 37 | |
| 19-2665 | | | R | | | | | | | 25 | 52 | | | | | | | | 37 | Rear Drum Brake |
| 1.6 LPG (80 kW) Eng.K4M 704, K4M 712 10/00-8/02 | | | | | | | | | | | | | | | | | | | | |
| 19-2350 | | | F | | | | | | | 37 | 72 | | | | | | | | 37 | |
| 19-2665 | | | R | | | | | | | 25 | 52 | | | | | | | | 37 | Rear Drum Brake |
| 1.8 16V (BA06, BA12, BA1A, BA1M, BA1R) (85 kW) Eng.F4P 720, F4P 722 1/01-8/03 | | | | | | | | | | | | | | | | | | | | |
| 19-2350 | | | F | | | | | | | 37 | 72 | | | | | | | | 37 | |
| 19-2614 | | | R | | | | | | | 25 | 52 | | | | | | | | 37 | Brake disc |
| 1.9 D (69 kW) Eng.F8Q 784 4/96-2/01 | | | | | | | | | | | | | | | | | | | | |
| 19-2350 | | | F | | | | | | | 37 | 72 | | | | | | | | 37 | |
| 1.9 D Eco (BA0A, BA0U, BA0R) (47 kW) Eng.F8Q 620 (01.96-), F8Q 622, F8Q 624 1/96-8/03 | | | | | | | | | | | | | | | | | | | | |
| 19-2350 | | | F | | | | | | | 37 | 72 | | | | | | | | 37 | |
| 19-2665 | | | R | | | | | | | 25 | 52 | | | | | | | | 37 | Brake drum |
| 1.9 DCi (77 kW) Eng.F9Q 732, F9Q 738 3/99-8/03 | | | | | | | | | | | | | | | | | | | | |
| 19-2350 | | | F | | | | | | | 37 | 72 | | | | | | | | 37 | |
| 19-2665 | | | R | | | | | | | 25 | 52 | | | | | | | | 37 | Rear Drum Brake |
| 1.9 dCi (BA05, BA1F) (75 kW) Eng.F9Q 732, F9Q 733 2/01-8/03 | | | | | | | | | | | | | | | | | | | | |
| 19-2350 | | | F | | | | | | | 37 | 72 | | | | | | | | 37 | |
| 19-2614 | | | R | | | | | | | 25 | 52 | | | | | | | | 37 | Brake disc |
| 19-2665 | | | R | | | | | | | 25 | 52 | | | | | | | | 37 | Brake drum |

RENAULT

| METELLI ref | Spare Parts | | F/R | L/R | | | ABS | A | B | C | D | E | F | G | H | I | L | M | Fig | NOTE |
|---|-------------|--------|-----|-----|--|--|-----|---|---|----|----|---|---|---|---|---|----|---|-----|------------|
| 19-2665 | | | R | | | | | | | 25 | 52 | | | | | | 37 | | | Brake drum |
| Megane I Cabrio (EA0/1_) 10/96-8/03 | | | | | | | | | | | | | | | | | | | | |
| 1.4 16V (EA0D, EA1H, EA0W, EA10) (70 kW) Eng.K4J 714, K4J 750 3/99-8/03 | | | | | | | | | | | | | | | | | | | | |
| 19-2350 | | | F | | | | | | | 37 | 72 | | | | | | 37 | | | |
| 19-2614 | | | R | | | | | | | 25 | 52 | | | | | | 37 | | | Brake disc |
| 19-2665 | | | R | | | | | | | 25 | 52 | | | | | | 37 | | | Brake drum |
| 1.6 16V (EA04, EA0B, EA11, EA1J) (79 kW) Eng.K4M 700, K4M 701, K4M 708, K4M 709 3/99-7/03 | | | | | | | | | | | | | | | | | | | | |
| 19-2350 | | | F | | | | | | | 37 | 72 | | | | | | 37 | | | |
| 19-2614 | | | R | | | | | | | 25 | 52 | | | | | | 37 | | | Brake disc |
| 19-2665 | | | R | | | | | | | 25 | 52 | | | | | | 37 | | | Brake drum |
| 1.6 e (EA0F) (66 kW) Eng.K7M 702 (10.96-.), K7M 703 (10.96-.) 10/96-3/99 | | | | | | | | | | | | | | | | | | | | |
| 19-2350 | | | F | | | | | | | 37 | 72 | | | | | | 37 | | | |
| 19-2665 | | | R | | | | | | | 25 | 52 | | | | | | 37 | | | Brake drum |
| 2.0 (EA0G) (84 kW) Eng.F3R 750 (04.97-.), F3R 798 4/97-8/03 | | | | | | | | | | | | | | | | | | | | |
| 19-2350 | | | F | | | | | | | 37 | 72 | | | | | | 37 | | | |
| 19-2665 | | | R | | | | | | | 25 | 52 | | | | | | 37 | | | Brake drum |
| 2.0 16V (102 kW) Eng.F4R 746, F4R 770 1/02-8/03 | | | | | | | | | | | | | | | | | | | | |
| 19-2350 | | | F | | | | | | | 37 | 72 | | | | | | 37 | | | |
| 19-2614 | | | R | | | | | | | 25 | 52 | | | | | | 37 | | | Brake disc |
| 19-2665 | | | R | | | | | | | 25 | 52 | | | | | | 37 | | | Brake drum |
| 2.0 16V (EA0H) (108 kW) Eng.F7R 710, F7R 714 10/96-11/99 | | | | | | | | | | | | | | | | | | | | |
| 19-2291 | | -09/98 | F | | | | | | | 40 | 84 | | | | | | 38 | | | |
| 19-2350 | | 09/98- | F | | | | | | | 37 | 72 | | | | | | 37 | | | |
| 19-2614 | | | R | | | | | | | 25 | 52 | | | | | | 37 | | | Brake disc |
| 2.0 16V IDE (EA03, EA0P, EA14) (103 kW) Eng.F5R 740 11/99-8/03 | | | | | | | | | | | | | | | | | | | | |
| 19-2350 | | | F | | | | | | | 37 | 72 | | | | | | 37 | | | |
| 19-2614 | | | R | | | | | | | 25 | 52 | | | | | | 37 | | | Brake disc |

RENAULT

| METELLI ref | Spare Parts | | F/R | L/R | | ABS | A | B | C | D | E | F | G | H | I | L | M | Fig | NOTE |
|--|-------------|--|-----|-----|--|-----|---|---|----|----|---|---|---|---|---|----|---|-----|------------|
| 2.0 i (EA0G) (80 kW) Eng.F3R 791, F3R 796 3/99-8/03 | | | | | | | | | | | | | | | | | | | |
| 19-2350 | | | F | | | | | | 37 | 72 | | | | | | 37 | | | |
| 19-2665 | | | R | | | | | | 25 | 52 | | | | | | 37 | | | Brake drum |
| Megane I Classic (LA0/1_) 9/96-8/03 | | | | | | | | | | | | | | | | | | | |
| 1.4 (LA0E, LA0V) (55 kW) Eng.E7J 626, E7J 764 (09.96-) 9/96-8/03 | | | | | | | | | | | | | | | | | | | |
| 19-2350 | | | F | | | | | | 37 | 72 | | | | | | 37 | | | |
| 19-2665 | | | R | | | | | | 25 | 52 | | | | | | 37 | | | Brake drum |
| 1.4 16V (LA0D, LA1H, IA0W, LA10) (70 kW) Eng.K4J 714, K4J 750 3/99-8/03 | | | | | | | | | | | | | | | | | | | |
| 19-2350 | | | F | | | | | | 37 | 72 | | | | | | 37 | | | |
| 19-2665 | | | R | | | | | | 25 | 52 | | | | | | 37 | | | Brake drum |
| 1.6 (64 kW) Eng.K7M 704 2/00-9/00 | | | | | | | | | | | | | | | | | | | |
| 19-2350 | | | F | | | | | | 37 | 72 | | | | | | 37 | | | |
| 1.6 16V (81 kW) Eng.- 9/99-12/01 | | | | | | | | | | | | | | | | | | | |
| 19-2350 | | | F | | | | | | 37 | 72 | | | | | | 37 | | | |
| 1.6 16V (LA00, LA04, LA0B, LA11, LA16, LA19, LA1J, (79 kW) Eng.K4M 700, K4M 701, K4M 706, K4M 708, K4M 709 3/99-7/03 | | | | | | | | | | | | | | | | | | | |
| 19-2350 | | | F | | | | | | 37 | 72 | | | | | | 37 | | | |
| 19-2614 | | | R | | | | | | 25 | 52 | | | | | | 37 | | | Brake disc |
| 19-2665 | | | R | | | | | | 25 | 52 | | | | | | 37 | | | Brake drum |
| 1.6 e (LA0F, LA0S) (66 kW) Eng.K7M 702 (09.96-), K7M 703 (09.96-), K7M 790 9/96-3/99 | | | | | | | | | | | | | | | | | | | |
| 19-2350 | | | F | | | | | | 37 | 72 | | | | | | 37 | | | |
| 19-2665 | | | R | | | | | | 25 | 52 | | | | | | 37 | | | Brake drum |
| 1.6 i (LA0L) (55 kW) Eng.K7M 720 (09.96-) 9/96-3/99 | | | | | | | | | | | | | | | | | | | |
| 19-2350 | | | F | | | | | | 37 | 72 | | | | | | 37 | | | |
| 19-2665 | | | R | | | | | | 25 | 52 | | | | | | 37 | | | Brake drum |
| 1.8 16V (LA06, LA12, LA1A, LA1M, LA1R) (85 kW) Eng.F4P 720, F4P 722 1/01-8/03 | | | | | | | | | | | | | | | | | | | |
| 19-2350 | | | F | | | | | | 37 | 72 | | | | | | 37 | | | |
| 19-2614 | | | R | | | | | | 25 | 52 | | | | | | 37 | | | Brake disc |
| 19-2665 | | | R | | | | | | 25 | 52 | | | | | | 37 | | | Brake drum |

RENAULT

| METELLI ref | Spare Parts | | F/R | L/R | | | ABS | A | B | C | D | E | F | G | H | I | L | M | Fig | NOTE |
|---|-------------|--|-----|-----|--|--|-----|---|---|----|----|---|---|---|---|---|---|---|-----|-----------------|
| 1.9 D (LA0A, LA0U, LA0R) (47 kW) Eng.F8Q 620 (09.96-), F8Q 622, F8Q 624 9/96-8/03 | | | | | | | | | | | | | | | | | | | | |
| 19-2350 | | | F | | | | | | | 37 | 72 | | | | | | | | 37 | |
| 19-2665 | | | R | | | | | | | 25 | 52 | | | | | | | | 37 | Brake drum |
| 1.9 dCi (LA05, LA1F) (75 kW) Eng.F9Q 732, F9Q 733, F9Q 738 2/01-8/03 | | | | | | | | | | | | | | | | | | | | |
| 19-2350 | | | F | | | | | | | 37 | 72 | | | | | | | | 37 | |
| 19-2614 | | | R | | | | | | | 25 | 52 | | | | | | | | 37 | Brake disc |
| 19-2665 | | | R | | | | | | | 25 | 52 | | | | | | | | 37 | Brake drum |
| 1.9 dCi (LA05) (77 kW) Eng.F9Q 732, F9Q 733 3/99-7/03 | | | | | | | | | | | | | | | | | | | | |
| 19-2350 | | | F | | | | | | | 37 | 72 | | | | | | | | 37 | |
| 1.9 dT (LA0K, LA0Y) (66 kW) Eng.F8Q 784 (09.96-), F8Q 786 9/96-8/03 | | | | | | | | | | | | | | | | | | | | |
| 19-2350 | | | F | | | | | | | 37 | 72 | | | | | | | | 37 | |
| 19-2665 | | | R | | | | | | | 25 | 52 | | | | | | | | 37 | Brake drum |
| 1.9 dTi (LA08, LA0N) (72 kW) Eng.F9Q 730, F9Q 731, F9Q 734, F9Q 736 3/97-2/01 | | | | | | | | | | | | | | | | | | | | |
| 19-2350 | | | F | | | | | | | 37 | 72 | | | | | | | | 37 | |
| 19-2665 | | | R | | | | | | | 25 | 52 | | | | | | | | 37 | Brake drum |
| 1.9 dTi (LA1U) (59 kW) Eng.F9Q 744 2/01-8/03 | | | | | | | | | | | | | | | | | | | | |
| 19-2350 | | | F | | | | | | | 37 | 72 | | | | | | | | 37 | |
| 19-2614 | | | R | | | | | | | 25 | 52 | | | | | | | | 37 | Brake disc |
| 19-2665 | | | R | | | | | | | 25 | 52 | | | | | | | | 37 | Brake drum |
| 1.9 TDI (69 kW) Eng.F8Q 784, F8Q 786 9/96-8/03 | | | | | | | | | | | | | | | | | | | | |
| 19-2350 | | | F | | | | | | | 37 | 72 | | | | | | | | 37 | |
| 19-2614 | | | R | | | | | | | 25 | 52 | | | | | | | | 37 | Brake disc |
| 19-2665 | | | R | | | | | | | 25 | 52 | | | | | | | | 37 | Brake drum |
| 2.0 (85 kW) Eng.F3R 750, F3R 752, F3R 791, F3R 796, F3R 797, F3R 7 5/98-5/01 | | | | | | | | | | | | | | | | | | | | |
| 19-2350 | | | F | | | | | | | 37 | 72 | | | | | | | | 37 | |
| 19-2665 | | | R | | | | | | | 25 | 52 | | | | | | | | 37 | Rear Drum Brake |
| 2.0 i (LA07, LA0G) (84 kW) Eng.F3R 750 (09.96-), F3R 751, F3R 752, F3R 791, F3R 9/96-8/03 | | | | | | | | | | | | | | | | | | | | |
| 19-2350 | | | F | | | | | | | 37 | 72 | | | | | | | | 37 | |
| 19-2665 | | | R | | | | | | | 25 | 52 | | | | | | | | 37 | Brake drum |

RENAULT

| METELLI ref | Spare Parts | | F/R | L/R | | | ABS | A | B | C | D | E | F | G | H | I | L | M | Fig | NOTE |
|---|-------------|--|-----|-----|--|--|-----|---|---|----|----|---|---|---|---|---|---|---|-----|------------|
| 2.0 i (LA0G) (80 kW) Eng.F3R 750, F3R 751, F3R 752, F3R 791, F3R 796, F3R 7 3/99-8/03 | | | | | | | | | | | | | | | | | | | | |
| 19-2350 | | | F | | | | | | | 37 | 72 | | | | | | | | 37 | |
| 19-2665 | | | R | | | | | | | 25 | 52 | | | | | | | | 37 | Brake drum |
| 2.0 RT (103 kW) Eng.F4R 747, F5R 740 3/01-8/03 | | | | | | | | | | | | | | | | | | | | |
| 19-2350 | | | F | | | | | | | 37 | 72 | | | | | | | | 37 | |
| 2.0 RT (112 kW) Eng.- 10/96-2/99 | | | | | | | | | | | | | | | | | | | | |
| 19-2350 | | | F | | | | | | | 37 | 72 | | | | | | | | 37 | |
| Megane I Coach (DA0/1_) 3/96-8/03 | | | | | | | | | | | | | | | | | | | | |
| 1.4 16V (DA0D, DA1H, DA0W, DA10) (70 kW) Eng.K4J 700, K4J 714, K4J 750 3/99-7/03 | | | | | | | | | | | | | | | | | | | | |
| 19-2350 | | | F | | | | | | | 37 | 72 | | | | | | | | 37 | |
| 19-2614 | | | R | | | | | | | 25 | 52 | | | | | | | | 37 | Brake disc |
| 19-2665 | | | R | | | | | | | 25 | 52 | | | | | | | | 37 | Brake drum |
| 1.6 16V (DA0B, DA04, DA11) (79 kW) Eng.K4M 700, K4M 701, K4M 708, K4M 709 3/99-7/03 | | | | | | | | | | | | | | | | | | | | |
| 19-2350 | | | F | | | | | | | 37 | 72 | | | | | | | | 37 | |
| 19-2614 | | | R | | | | | | | 25 | 52 | | | | | | | | 37 | Brake disc |
| 19-2665 | | | R | | | | | | | 25 | 52 | | | | | | | | 37 | Brake drum |
| 1.6 e (DA0F) (66 kW) Eng.K7M 702 (03.96-), K7M 703 (03.96-) 3/96-3/99 | | | | | | | | | | | | | | | | | | | | |
| 19-2350 | | | F | | | | | | | 37 | 72 | | | | | | | | 37 | |
| 19-2665 | | | R | | | | | | | 25 | 52 | | | | | | | | 37 | Brake drum |
| 1.9 DCi (77 kW) Eng.F9Q 732, F9Q 733 3/99-9/00 | | | | | | | | | | | | | | | | | | | | |
| 19-2350 | | | F | | | | | | | 37 | 72 | | | | | | | | 37 | |
| 1.9 dCi (DA05, DA1F) (75 kW) Eng.F9Q 732, F9Q 733 2/01-8/03 | | | | | | | | | | | | | | | | | | | | |
| 19-2350 | | | F | | | | | | | 37 | 72 | | | | | | | | 37 | |
| 19-2614 | | | R | | | | | | | 25 | 52 | | | | | | | | 37 | Brake disc |
| 19-2665 | | | R | | | | | | | 25 | 52 | | | | | | | | 37 | Brake drum |
| 1.9 dTi (DA0N) (72 kW) Eng.F9Q 731, F9Q 734, F9Q 736 3/97-2/01 | | | | | | | | | | | | | | | | | | | | |
| 19-2350 | | | F | | | | | | | 37 | 72 | | | | | | | | 37 | |
| 19-2665 | | | R | | | | | | | 25 | 52 | | | | | | | | 37 | Brake drum |

RENAULT

| METELLI ref | Spare Parts | | F/R | L/R | | ABS | A | B | C | D | E | F | G | H | I | L | M | Fig | NOTE |
|---|-------------|--------|-----|-----|--|-----|---|---|------|-----|-------|---|---|---|---|---|---|-----|------------------|
| 2.0 16V (102 kW) Eng.F4R 746 1/02-8/03 | | | | | | | | | | | | | | | | | | | |
| 19-2350 | | | F | | | | | | 37 | 72 | | | | | | | | 37 | |
| 19-2614 | | | R | | | | | | 25 | 52 | | | | | | | | 37 | Brake disc |
| 2.0 16V (DA0H) (108 kW) Eng.F7R 710, F7R 714 3/96-11/99 | | | | | | | | | | | | | | | | | | | |
| 19-2291 | | -09/98 | F | | | | | | 40 | 84 | | | | | | | | 38 | |
| 19-2350 | | 09/98- | F | | | | | | 37 | 72 | | | | | | | | 37 | |
| 19-2614 | | | R | | | | | | 25 | 52 | | | | | | | | 37 | Brake disc |
| 2.0 16V IDE (DA03, DA0P, DA14) (103 kW) Eng.F5R 740 11/99-8/03 | | | | | | | | | | | | | | | | | | | |
| 19-2350 | | | F | | | | | | 37 | 72 | | | | | | | | 37 | |
| 19-2614 | | | R | | | | | | 25 | 52 | | | | | | | | 37 | Brake disc |
| 2.0 i (80 kW) Eng.F3R 750, F3R 751, F3R 791, F3R 796, F3R 797, F3R 7 3/99-8/03 | | | | | | | | | | | | | | | | | | | |
| 19-2350 | | | F | | | | | | 37 | 72 | | | | | | | | 37 | |
| 19-2614 | | | R | | | | | | 25 | 52 | | | | | | | | 37 | Brake disc |
| 2.0 i (DA0G) (84 kW) Eng.F3R 750 (03.96-), F3R 751, F3R 798 3/96-8/03 | | | | | | | | | | | | | | | | | | | |
| 19-2350 | | | F | | | | | | 37 | 72 | | | | | | | | 37 | |
| 19-2665 | | | R | | | | | | 25 | 52 | | | | | | | | 37 | Brake drum |
| Megane I Grandtour (KA0/1_) 3/99-8/03 | | | | | | | | | | | | | | | | | | | |
| 1.4 16V (KA0D, KA1H, KA0W, KA10) (70 kW) Eng.K4J 714, K4J 750 3/99-8/03 | | | | | | | | | | | | | | | | | | | |
| 19-2350 | | | F | | | | | | 37 | 72 | | | | | | | | 37 | |
| 19-2447 | | | R | | | 44 | | | 25 | | 132,7 | | | | | | | 80 | +ABS, Brake drum |
| 19-2624 | | | R | | | | | | 24,3 | 120 | 132,8 | | | | | | | 75 | -ABS, Brake drum |
| 1.4 e (KA0V) (55 kW) Eng.E7J 626 3/99-8/03 | | | | | | | | | | | | | | | | | | | |
| 19-2350 | | | F | | | | | | 37 | 72 | | | | | | | | 37 | |
| 19-2447 | | | R | | | 44 | | | 25 | | 132,7 | | | | | | | 80 | +ABS, Brake drum |
| 19-2624 | | | R | | | | | | 24,3 | 120 | 132,8 | | | | | | | 75 | -ABS, Brake drum |
| 1.6 16V (KA0B, KA04, KA11) (79 kW) Eng.K4M 700, K4M 701, K4M 704, K4M 708, K4M 709, K4M 7 3/99-8/03 | | | | | | | | | | | | | | | | | | | |
| 19-2350 | | | F | | | | | | 37 | 72 | | | | | | | | 37 | |
| 19-2447 | | | R | | | 44 | | | 25 | | 132,7 | | | | | | | 80 | +ABS, Brake drum |

RENAULT

| METELLI ref | Spare Parts | F/R | L/R | ABS | A | B | C | D | E | F | G | H | I | L | M | Fig | NOTE |
|---|-------------|-----|-----|-----|---|---|------|-----|-------|---|---|---|---|----|---|-----|-------------------------------------|
| 19-2624 | | R | | | | | 24,3 | 120 | 132,8 | | | | | 75 | | | -ABS, Brake drum |
| 1.6 Bifuel (80 kW) Eng.K4M 704 3/99-9/00 | | | | | | | | | | | | | | | | | |
| 19-2350 | | F | | | | | 37 | 72 | | | | | | 37 | | | |
| 1.6 e (KA0F) (66 kW) Eng.K7M 702 (03.99-), K7M 703 (03.99-) 3/99-8/03 | | | | | | | | | | | | | | | | | |
| 19-2350 | | F | | | | | 37 | 72 | | | | | | 37 | | | |
| 19-2447 | | R | | 44 | | | 25 | | 132,7 | | | | | 80 | | | +ABS |
| 19-2624 | | R | | | | | 24,3 | 120 | 132,8 | | | | | 75 | | | -ABS |
| 1.8 16V (KA0S, KA12, KA1A, KA1M, KA1R) (85 kW) Eng.F4P 720, F4P 722 1/01-8/03 | | | | | | | | | | | | | | | | | |
| 19-2350 | | F | | | | | 37 | 72 | | | | | | 37 | | | |
| 1.9 D (KA0J, KA0R) (47 kW) Eng.F8Q 622, F8Q 790 4/99-8/03 | | | | | | | | | | | | | | | | | |
| 19-2350 | | F | | | | | 37 | 72 | | | | | | 37 | | | |
| 19-2447 | | R | | 44 | | | 25 | | 132,7 | | | | | 80 | | | +ABS |
| 19-2624 | | R | | | | | 24,3 | 120 | 132,8 | | | | | 75 | | | -ABS |
| 1.9 dCi (77 kW) Eng.F9Q 732 3/99-9/00 | | | | | | | | | | | | | | | | | |
| 19-2350 | | F | | | | | 37 | 72 | | | | | | 37 | | | |
| 1.9 dCi (KA05, KA1F) (75 kW) Eng.F9Q 732, F9Q 733, F9Q 738 2/01-8/03 | | | | | | | | | | | | | | | | | |
| 19-2350 | | F | | | | | 37 | 72 | | | | | | 37 | | | |
| 1.9 dTi (KA0N) (72 kW) Eng.F9Q 731, F9Q 736 3/99-2/01 | | | | | | | | | | | | | | | | | |
| 19-2350 | | F | | | | | 37 | 72 | | | | | | 37 | | | |
| 19-2447 | | R | | 44 | | | 25 | | 132,7 | | | | | 80 | | | +ABS, Brake drum |
| 19-2624 | | R | | | | | 24,3 | 120 | 132,8 | | | | | 75 | | | -ABS, Brake drum |
| 1.9 dTi (KA1U) (59 kW) Eng.F9Q 744 2/01-8/03 | | | | | | | | | | | | | | | | | |
| 19-2350 | | F | | | | | 37 | 72 | | | | | | 37 | | | |
| Megane I Scenic (JA0/1_) 10/96-10/99 | | | | | | | | | | | | | | | | | |
| 1.4 i (JA0E) (55 kW) Eng.E7J 764 (01.97-) 1/97-9/99 | | | | | | | | | | | | | | | | | |
| 19-2350 | | F | | | | | 37 | 72 | | | | | | 37 | | | |
| 19-2447 | | R | | 44 | | | 25 | | 132,7 | | | | | 80 | | | Eng. K4J Eng. E7J, +ABS, Brake drum |
| 19-2624 | | R | | | | | 24,3 | 120 | 132,8 | | | | | 75 | | | -ABS, Brake drum |

RENAULT

| METELLI ref | Spare Parts | | F/R | L/R | | | ABS | A | B | C | D | E | F | G | H | I | L | M | Fig | NOTE |
|--|-------------|--------|-----|-----|--|--|-----|---|---|------|------|-------|---|---|---|---|---|---|------|-------------------------------------|
| 1.6 16V (JA0B, JA04, JA11) (79 kW) Eng.K4M 700, K4M 701, K4M 704, K4M 706, K4M 707, K4M 7 4/98-10/99 | | | | | | | | | | | | | | | | | | | | |
| 19-2291 | | -06/98 | F | | | | | | | 40 | 84 | | | | | | | | 38 | |
| 19-2350 | | 06/98- | F | | | | | | | 37 | 72 | | | | | | | | 37 | |
| 19-2447 | | | R | | | | 44 | | | 25 | | 132,7 | | | | | | | 80 | +ABS, Brake drum |
| 19-2624 | | | R | | | | | | | 24,3 | 120 | 132,8 | | | | | | | 75 | -ABS, Brake drum |
| 1.6 e (JA0F) (66 kW) Eng.K7M 702 (01.97-), K7M 703 (01.97-) 10/96-10/99 | | | | | | | | | | | | | | | | | | | | |
| 19-2291 | | -06/98 | F | | | | | | | 40 | 84 | | | | | | | | 38 | A/T |
| 19-2350 | | 06/98- | F | | | | | | | 37 | 72 | | | | | | | | 37 | M/T+A/T |
| 19-2447 | | | R | | | | 44 | | | 25 | | 132,7 | | | | | | | 80 | +ABS, Brake drum |
| 19-2624 | | | R | | | | | | | 24,3 | 120 | 132,8 | | | | | | | 75 | -ABS, Brake drum |
| 1.6 i (JA0L) (55 kW) Eng.K7M 720 (01.97-) 1/97-9/99 | | | | | | | | | | | | | | | | | | | | |
| 19-2350 | | | F | | | | | | | 37 | 72 | | | | | | | | 37 | |
| 19-2447 | | | R | | | | 44 | | | 25 | | 132,7 | | | | | | | 80 | Eng. K4M Eng. K7M, +ABS, Brake drum |
| 19-2624 | | | R | | | | | | | 24,3 | 120 | 132,8 | | | | | | | 75 | -ABS, Brake drum |
| 1.9 D (JA0J) (47 kW) Eng.F8Q 790 3/97-9/99 | | | | | | | | | | | | | | | | | | | | |
| 19-2291 | | -06/98 | F | | | | | | | 40 | 84 | | | | | | | | 38 | |
| 19-2350 | | 06/98- | F | | | | | | | 37 | 72 | | | | | | | | 37 | |
| 19-2447 | | | R | | | | 44 | | | 25 | | 132,7 | | | | | | | 80 | +ABS, Brake drum |
| 19-2624 | | | R | | | | | | | 24,3 | 120 | 132,8 | | | | | | | 75 | -ABS, Brake drum |
| 1.9 dT (JA0K, JA0Y) (66 kW) Eng.F8Q 784 (01.97-), F8Q 786 1/97-9/99 | | | | | | | | | | | | | | | | | | | | |
| 19-2291 | | -06/98 | F | | | | | | | 40 | 84 | | | | | | | | 38 | |
| 19-2350 | | 06/98- | F | | | | | | | 37 | 72 | | | | | | | | 37 | |
| 19-2447 | | | R | | | | 44 | | | 25 | | 132,7 | | | | | | | 80 | +ABS, Brake drum |
| 19-2624 | | | R | | | | | | | 24,3 | 120 | 132,8 | | | | | | | 75 | -ABS, Brake drum |
| 1.9 dTi (JA0N) (72 kW) Eng.F9Q 730, F9Q 734 4/97-9/99 | | | | | | | | | | | | | | | | | | | | |
| 19-2291 | | -06/98 | F | | | | | | | 40 | 84 | | | | | | | | 38 | |
| 19-2350 | | 06/98- | F | | | | | | | 37 | 72 | | | | | | | | 37 | |
| 19-2352 | | | R | | | | | | | 40 | 84,1 | | | | | | | | 39,7 | |
| 19-2447 | | | R | | | | 44 | | | 25 | | 132,7 | | | | | | | 80 | +ABS, Brake drum |

RENAULT

| METELLI ref | Spare Parts | | F/R | L/R | | ABS | A | B | C | D | E | F | G | H | I | L | M | Fig | NOTE |
|---|-------------|--------|-----|-----|--|-----|---|---|------|------|-------|---|---|---|---|------|---|-----|------------------|
| 19-2624 | | | R | | | | | | 24,3 | 120 | 132,8 | | | | | 75 | | | -ABS, Brake drum |
| 2.0 i (JA02, JA0G) (80 kW) Eng.F3R 750, F3R 751, F3R 791, F3R 796, F3R 797, F3R 7 1/99-9/99 | | | | | | | | | | | | | | | | | | | |
| 19-2350 | | | F | | | | | | 37 | 72 | | | | | | 37 | | | |
| 2.0 i (JA0G) (84 kW) Eng.F3R 750 (01.97-), F3R 751 1/97-9/99 | | | | | | | | | | | | | | | | | | | |
| 19-2291 | | -06/98 | F | | | | | | 40 | 84 | | | | | | 38 | | | Eng. F3R |
| 19-2350 | | 06/98- | F | | | | | | 37 | 72 | | | | | | 37 | | | |
| 19-2447 | | | R | | | 44 | | | 25 | | 132,7 | | | | | 80 | | | Eng. F3R, +ABS |
| 19-2624 | | | R | | | | | | 24,3 | 120 | 132,8 | | | | | 75 | | | -ABS |
| 2.0 RXE 4x4 (84 kW) Eng.F3R 750 5/97-10/99 | | | | | | | | | | | | | | | | | | | |
| 19-2352 | | | F/R | | | | | | 40 | 84,1 | | | | | | 39,7 | | | |
| Megane II (BM0/1_, CM0/1_) 9/02-1/11 | | | | | | | | | | | | | | | | | | | |
| 1.4 16V (60 kW) Eng.K4J 732 10/03-2/08 | | | | | | | | | | | | | | | | | | | |
| 19-2347 | | | F | | | | | | 37 | 72 | | | | | | 37 | | | |
| 19-2734 | | | R | | | | | | 25 | 55 | | | | | | 45 | | | |
| 1.4 16V (BM0B, CM0B) (72 kW) Eng.K4J 730, K4J 740 11/02-2/08 | | | | | | | | | | | | | | | | | | | |
| 19-2347 | | | F | | | | | | 37 | 72 | | | | | | 37 | | | |
| 19-2734 | | | R | | | | | | 25 | 55 | | | | | | 45 | | | |
| 1.5 dCi (BM02, BM13, BM2A, CM02, CM13) (74 kW) Eng.K9K 728, K9K 729 10/03-2/08 | | | | | | | | | | | | | | | | | | | |
| 19-2347 | | | F | | | | | | 37 | 72 | | | | | | 37 | | | |
| 19-2734 | | | R | | | | | | 25 | 55 | | | | | | 45 | | | |
| 1.5 dCi (BM0F, BM0T, BM2B, CM0F, CM0T) (60 kW) Eng.K9K 722 9/02-2/08 | | | | | | | | | | | | | | | | | | | |
| 19-2347 | | | F | | | | | | 37 | 72 | | | | | | 37 | | | |
| 19-2734 | | | R | | | | | | 25 | 55 | | | | | | 45 | | | |
| 1.5 dCi (BM16, CM16) (76 kW) Eng.K9K 734 1/07-3/09 | | | | | | | | | | | | | | | | | | | |
| 19-2347 | | | F | | | | | | 37 | 72 | | | | | | 37 | | | |
| 19-2734 | | | R | | | | | | 25 | 55 | | | | | | 45 | | | |
| 1.5 dCi (BM1E, CM1E) (78 kW) Eng.K9K 732 5/05-6/08 | | | | | | | | | | | | | | | | | | | |
| 19-2348 | | | F | | | | | | 42 | 77 | | | | | | 39 | | | |

RENAULT

| METELLI ref | Spare Parts | | F/R | L/R | | | ABS | A | B | C | D | E | F | G | H | I | L | M | Fig | NOTE |
|---|-------------|--|-----|-----|--|--|-----|---|---|----|----|---|---|---|---|---|----|---|-----|------|
| 19-2734 | | | R | | | | | | | 25 | 55 | | | | | | 45 | | | |
| 1.5 dCi (BM1F, CM1F) (63 kW) Eng.K9K 724 5/05-2/08 | | | | | | | | | | | | | | | | | | | | |
| 19-2347 | | | F | | | | | | | 37 | 72 | | | | | | 37 | | | |
| 19-2734 | | | R | | | | | | | 25 | 55 | | | | | | 45 | | | |
| 1.6 (77 kW) Eng.K4M 788 6/05-2/08 | | | | | | | | | | | | | | | | | | | | |
| 19-2347 | | | F | | | | | | | 37 | 72 | | | | | | 37 | | | |
| 19-2734 | | | R | | | | | | | 25 | 55 | | | | | | 45 | | | |
| 1.6 16V (82 kW) Eng.K4M 760, K4M 812, K4M 813 1/06-6/08 | | | | | | | | | | | | | | | | | | | | |
| 19-2347 | | | F | | | | | | | 37 | 72 | | | | | | 37 | | | |
| 19-2734 | | | R | | | | | | | 25 | 55 | | | | | | 45 | | | |
| 1.6 16V (BM0C, CM0C) (83 kW) Eng.K4M 760 11/02-2/08 | | | | | | | | | | | | | | | | | | | | |
| 19-2347 | | | F | | | | | | | 37 | 72 | | | | | | 37 | | | |
| 19-2734 | | | R | | | | | | | 25 | 55 | | | | | | 45 | | | |
| 1.6 Bifuel (77 kW) Eng.K4M 788 6/05-2/08 | | | | | | | | | | | | | | | | | | | | |
| 19-2347 | | | F | | | | | | | 37 | 72 | | | | | | 37 | | | |
| 19-2734 | | | R | | | | | | | 25 | 55 | | | | | | 45 | | | |
| 1.6 Flex-Fuel (77 kW) Eng.K4M 788 1/07-2/08 | | | | | | | | | | | | | | | | | | | | |
| 19-2347 | | | F | | | | | | | 37 | 72 | | | | | | 37 | | | |
| 19-2734 | | | R | | | | | | | 25 | 55 | | | | | | 45 | | | |
| 1.9 dCi (66 kW) Eng.F9Q 808 11/02-12/05 | | | | | | | | | | | | | | | | | | | | |
| 19-2348 | | | F | | | | | | | 42 | 77 | | | | | | 39 | | | |
| 19-2734 | | | R | | | | | | | 25 | 55 | | | | | | 45 | | | |
| 1.9 dCi (68 kW) Eng.F9Q 808 3/04-8/06 | | | | | | | | | | | | | | | | | | | | |
| 19-2348 | | | F | | | | | | | 42 | 77 | | | | | | 39 | | | |
| 19-2734 | | | R | | | | | | | 25 | 55 | | | | | | 45 | | | |
| 1.9 dCi (81 kW) Eng.F9Q 804, F9Q 818 5/05-2/08 | | | | | | | | | | | | | | | | | | | | |
| 19-2348 | | | F | | | | | | | 42 | 77 | | | | | | 39 | | | |
| 19-2734 | | | R | | | | | | | 25 | 55 | | | | | | 45 | | | |

RENAULT

| METELLI ref | Spare Parts | F/R | L/R | ABS | A | B | C | D | E | F | G | H | I | L | M | Fig | NOTE |
|---|-------------|-----|-----|-----|---|---|----|----|---|---|---|---|---|---|---|-----|------|
| Megane II Coupe-Cabrio (EM0/1_) 9/03-12/09 | | | | | | | | | | | | | | | | | |
| 1.5 dCi (EM16) (76 kW) Eng.K9K 734 1/07-6/09 | | | | | | | | | | | | | | | | | |
| 19-2348 | | F | | | | | 42 | 77 | | | | | | | | 39 | |
| 19-2734 | | R | | | | | 25 | 55 | | | | | | | | 45 | |
| 1.5 dCi (EM1E) (78 kW) Eng.K9K 732 3/06-1/09 | | | | | | | | | | | | | | | | | |
| 19-2348 | | F | | | | | 42 | 77 | | | | | | | | 39 | |
| 19-2734 | | R | | | | | 25 | 55 | | | | | | | | 45 | |
| 1.6 (77 kW) Eng.K4M 788 6/05-3/09 | | | | | | | | | | | | | | | | | |
| 19-2347 | | F | | | | | 37 | 72 | | | | | | | | 37 | |
| 19-2734 | | R | | | | | 25 | 55 | | | | | | | | 45 | |
| 1.6 (83 kW) Eng.K4M 760, K4M 761 9/03-3/09 | | | | | | | | | | | | | | | | | |
| 19-2347 | | F | | | | | 37 | 72 | | | | | | | | 37 | |
| 19-2734 | | R | | | | | 25 | 55 | | | | | | | | 45 | |
| 1.6 16V (82 kW) Eng.K4M 760, K4M 761, K4M 812, K4M 813 1/06-6/08 | | | | | | | | | | | | | | | | | |
| 19-2347 | | F | | | | | 37 | 72 | | | | | | | | 37 | |
| 19-2734 | | R | | | | | 25 | 55 | | | | | | | | 45 | |
| 1.9 dCi (81 kW) Eng.F9Q 804, F9Q 816, F9Q 818 5/05-3/09 | | | | | | | | | | | | | | | | | |
| 19-2348 | | F | | | | | 42 | 77 | | | | | | | | 39 | |
| 19-2734 | | R | | | | | 25 | 55 | | | | | | | | 45 | |
| 1.9 dCi (85 kW) Eng.F9Q 800, F9Q 803, F9Q 804, F9Q 816, F9Q 818 9/03-3/09 | | | | | | | | | | | | | | | | | |
| 19-2348 | | F | | | | | 42 | 77 | | | | | | | | 39 | |
| 19-2734 | | R | | | | | 25 | 55 | | | | | | | | 45 | |
| 1.9 dCi (88 kW) Eng.F9Q 800 9/03-3/09 | | | | | | | | | | | | | | | | | |
| 19-2348 | | F | | | | | 42 | 77 | | | | | | | | 39 | |
| 19-2734 | | R | | | | | 25 | 55 | | | | | | | | 45 | |
| 1.9 dCi (96 kW) Eng.F9Q 803, F9Q 804 5/05-2/07 | | | | | | | | | | | | | | | | | |
| 19-2348 | | F | | | | | 42 | 77 | | | | | | | | 39 | |
| 19-2734 | | R | | | | | 25 | 55 | | | | | | | | 45 | |

RENAULT

| METELLI ref | Spare Parts | | F/R | L/R | | | ABS | A | B | C | D | E | F | G | H | I | L | M | Fig | NOTE |
|---|-------------|--|-----|-----|--|--|-----|---|---|----|----|---|---|---|---|---|---|---|-----|------|
| 1.5 dCi (LM1E) (78 kW) Eng.K9K 732 5/05-12/10 | | | | | | | | | | | | | | | | | | | | |
| 19-2347 | | | F | | | | | | | 37 | 72 | | | | | | | | 37 | |
| 19-2734 | | | R | | | | | | | 25 | 55 | | | | | | | | 45 | |
| 1.5 dCi (LM1F) (63 kW) Eng.K9K 724 5/05-12/10 | | | | | | | | | | | | | | | | | | | | |
| 19-2347 | | | F | | | | | | | 37 | 72 | | | | | | | | 37 | |
| 19-2734 | | | R | | | | | | | 25 | 55 | | | | | | | | 45 | |
| 1.6 (77 kW) Eng.K4M 762 5/05-1/70 | | | | | | | | | | | | | | | | | | | | |
| 19-2347 | | | F | | | | | | | 37 | 72 | | | | | | | | 37 | |
| 19-2734 | | | R | | | | | | | 25 | 55 | | | | | | | | 45 | |
| 1.6 (81 kW) Eng.K4M 760, K4M 761 9/03-11/08 | | | | | | | | | | | | | | | | | | | | |
| 19-2347 | | | F | | | | | | | 37 | 72 | | | | | | | | 37 | |
| 19-2734 | | | R | | | | | | | 25 | 55 | | | | | | | | 45 | |
| 1.6 (83 kW) Eng.K4M 760, K4M 761 9/03-1/70 | | | | | | | | | | | | | | | | | | | | |
| 19-2347 | | | F | | | | | | | 37 | 72 | | | | | | | | 37 | |
| 19-2734 | | | R | | | | | | | 25 | 55 | | | | | | | | 45 | |
| 1.6 16V (LM1R, LM0C) (82 kW) Eng.K4M 760, K4M 761, K4M 812, K4M 813 1/06-1/70 | | | | | | | | | | | | | | | | | | | | |
| 19-2347 | | | F | | | | | | | 37 | 72 | | | | | | | | 37 | |
| 19-2734 | | | R | | | | | | | 25 | 55 | | | | | | | | 45 | |
| 1.6 Hi-Flex (85 kW) Eng.K4M 766, K4M 768, K4M 812 3/06-1/70 | | | | | | | | | | | | | | | | | | | | |
| 19-2347 | | | F | | | | | | | 37 | 72 | | | | | | | | 37 | |
| 1.9 dCi (66 kW) Eng.F9Q 808 9/03-12/05 | | | | | | | | | | | | | | | | | | | | |
| 19-2348 | | | F | | | | | | | 42 | 77 | | | | | | | | 39 | |
| 19-2734 | | | R | | | | | | | 25 | 55 | | | | | | | | 45 | |
| 1.9 dCi (68 kW) Eng.F9Q 808 3/04-1/70 | | | | | | | | | | | | | | | | | | | | |
| 19-2348 | | | F | | | | | | | 42 | 77 | | | | | | | | 39 | |
| 19-2734 | | | R | | | | | | | 25 | 55 | | | | | | | | 45 | |
| 1.9 dCi (96 kW) Eng.F9Q 803, F9Q 804 5/05-1/70 | | | | | | | | | | | | | | | | | | | | |
| 19-2348 | | | F | | | | | | | 42 | 77 | | | | | | | | 39 | |
| 19-2734 | | | R | | | | | | | 25 | 55 | | | | | | | | 45 | |

RENAULT

| METELLI ref | Spare Parts | | F/R | L/R | | | ABS | A | B | C | D | E | F | G | H | I | L | M | Fig | NOTE |
|--|-------------|--|-----|-----|--|--|-----|---|---|----|----|---|---|---|---|---|---|---|-----|------|
| 1.5 dCi (KM16, KM1E) (78 kW) Eng.K9K 732 5/05-6/08 | | | | | | | | | | | | | | | | | | | | |
| 19-2347 | | | F | | | | | | | 37 | 72 | | | | | | | | 37 | |
| 19-2348 | | | F | | | | | | | 42 | 77 | | | | | | | | 39 | |
| 19-2735 | | | R | | | | | | | 25 | 55 | | | | | | | | 48 | |
| 1.5 dCi (KM16) (76 kW) Eng.K9K 734 1/07-7/09 | | | | | | | | | | | | | | | | | | | | |
| 19-2347 | | | F | | | | | | | 37 | 72 | | | | | | | | 37 | |
| 19-2348 | | | F | | | | | | | 42 | 77 | | | | | | | | 39 | |
| 19-2735 | | | R | | | | | | | 25 | 55 | | | | | | | | 48 | |
| 1.5 dCi (KM1F) (63 kW) Eng.K9K 724 5/05-7/09 | | | | | | | | | | | | | | | | | | | | |
| 19-2347 | | | F | | | | | | | 37 | 72 | | | | | | | | 37 | |
| 19-2348 | | | F | | | | | | | 42 | 77 | | | | | | | | 39 | |
| 19-2735 | | | R | | | | | | | 25 | 55 | | | | | | | | 48 | |
| 1.6 (83 kW) Eng.K4M 760, K4M 761 8/03-7/09 | | | | | | | | | | | | | | | | | | | | |
| 19-2347 | | | F | | | | | | | 37 | 72 | | | | | | | | 37 | |
| 19-2735 | | | R | | | | | | | 25 | 55 | | | | | | | | 48 | |
| 1.6 16V (77 kW) Eng.K4M 762 5/05-7/09 | | | | | | | | | | | | | | | | | | | | |
| 19-2347 | | | F | | | | | | | 37 | 72 | | | | | | | | 37 | |
| 19-2735 | | | R | | | | | | | 25 | 55 | | | | | | | | 48 | |
| 1.6 16V (82 kW) Eng.K4M 760, K4M 761, K4M 812, K4M 813 1/06-8/09 | | | | | | | | | | | | | | | | | | | | |
| 19-2347 | | | F | | | | | | | 37 | 72 | | | | | | | | 37 | |
| 19-2735 | | | R | | | | | | | 25 | 55 | | | | | | | | 48 | |
| 1.6 16V Hi-Flex (77 kW) Eng.K4M 856 2/08-7/09 | | | | | | | | | | | | | | | | | | | | |
| 19-2347 | | | F | | | | | | | 37 | 72 | | | | | | | | 37 | |
| 19-2735 | | | R | | | | | | | 25 | 55 | | | | | | | | 48 | |
| 1.9 dCi (66 kW) Eng.F9Q 808 4/04-12/05 | | | | | | | | | | | | | | | | | | | | |
| 19-2348 | | | F | | | | | | | 42 | 77 | | | | | | | | 39 | |
| 19-2735 | | | R | | | | | | | 25 | 55 | | | | | | | | 48 | |
| 1.9 dCi (68 kW) Eng.F9Q 808 3/04-2/07 | | | | | | | | | | | | | | | | | | | | |
| 19-2348 | | | F | | | | | | | 42 | 77 | | | | | | | | 39 | |

RENAULT

| METELLI ref | Spare Parts | | F/R | L/R | | | ABS | A | B | C | D | E | F | G | H | I | L | M | Fig | NOTE |
|--|-------------|--|-----|-----|--|--|-----|---|---|----|----|---|---|---|---|---|----|---|-----|------|
| 19-2735 | | | R | | | | | | | 25 | 55 | | | | | | 48 | | | |
| 1.9 dCi (81 kW) Eng.F9Q 804, F9Q 818 5/05-7/09 | | | | | | | | | | | | | | | | | | | | |
| 19-2348 | | | F | | | | | | | 42 | 77 | | | | | | 39 | | | |
| 19-2735 | | | R | | | | | | | 25 | 55 | | | | | | 48 | | | |
| 1.9 dCi (85 kW) Eng.F9Q 818 5/05-7/09 | | | | | | | | | | | | | | | | | | | | |
| 19-2348 | | | F | | | | | | | 42 | 77 | | | | | | 39 | | | |
| 19-2735 | | | R | | | | | | | 25 | 55 | | | | | | 48 | | | |
| 1.9 dCi (88 kW) Eng.F9Q 800 8/03-7/09 | | | | | | | | | | | | | | | | | | | | |
| 19-2348 | | | F | | | | | | | 42 | 77 | | | | | | 39 | | | |
| 19-2735 | | | R | | | | | | | 25 | 55 | | | | | | 48 | | | |
| 1.9 dCi (96 kW) Eng.F9Q 803, F9Q 804 5/05-7/09 | | | | | | | | | | | | | | | | | | | | |
| 19-2348 | | | F | | | | | | | 42 | 77 | | | | | | 39 | | | |
| 19-2735 | | | R | | | | | | | 25 | 55 | | | | | | 48 | | | |
| 2.0 (99 kW) Eng.F4R 770, F4R 771 8/03-7/09 | | | | | | | | | | | | | | | | | | | | |
| 19-2347 | | | F | | | | | | | 37 | 72 | | | | | | 37 | | | |
| 19-2735 | | | R | | | | | | | 25 | 55 | | | | | | 48 | | | |
| 2.0 (102 kW) Eng.F4R 770, F4R 771 12/06-1/11 | | | | | | | | | | | | | | | | | | | | |
| 19-2347 | | | F | | | | | | | 37 | 72 | | | | | | 37 | | | |
| 2.0 dCi (110 kW) Eng.M9R 700, M9R 722 9/05-7/09 | | | | | | | | | | | | | | | | | | | | |
| 19-2735 | | | R | | | | | | | 25 | 55 | | | | | | 48 | | | |
| 19-8152 | | | F | | | | | | | 45 | 83 | | | | | | 39 | | | |
| Megane III CC (EZ0/1_) 6/10-1/70 | | | | | | | | | | | | | | | | | | | | |
| 1.2 TCe (85 kW) Eng.H5F 400 9/12-8/15 | | | | | | | | | | | | | | | | | | | | |
| 19-2872 | | | F | | | | | | | 42 | 80 | | | | | | 39 | | | |
| 1.2 TCe (EZ16) (97 kW) Eng.H5F 404 1/13-1/70 | | | | | | | | | | | | | | | | | | | | |
| 19-2872 | | | F | | | | | | | 42 | 80 | | | | | | 39 | | | |
| 1.4 TCe (EZ0F, EZ1V) (96 kW) Eng.H4J 700 6/10-1/70 | | | | | | | | | | | | | | | | | | | | |
| 19-2872 | | | F | | | | | | | 42 | 80 | | | | | | 39 | | | |

RENAULT

| METELLI ref | Spare Parts | | F/R | L/R | | | ABS | A | B | C | D | E | F | G | H | I | L | M | Fig | NOTE |
|--|-------------|--|-----|-----|--|--|-----|---|---|----|----|---|---|---|---|---|---|---|-----|------|
| 1.5 dCi (EZ09, EZ1G, EZ0D) (81 kW) Eng.K9K 836, K9K 837 6/10-1/70 | | | | | | | | | | | | | | | | | | | | |
| 19-2872 | | | F | | | | | | | 42 | 80 | | | | | | | | 39 | |
| 1.6 16V (EZ0U, EZ1U) (81 kW) Eng.K4M 858 6/10-1/70 | | | | | | | | | | | | | | | | | | | | |
| 19-2872 | | | F | | | | | | | 42 | 80 | | | | | | | | 39 | |
| 1.6 16V Hi-Flex (81 kW) Eng.K4M 866 6/10-1/70 | | | | | | | | | | | | | | | | | | | | |
| 19-2872 | | | F | | | | | | | 42 | 80 | | | | | | | | 39 | |
| 1.6 dCi (EZ00) (96 kW) Eng.R9M 402 4/11-1/70 | | | | | | | | | | | | | | | | | | | | |
| 19-2872 | | | F | | | | | | | 42 | 80 | | | | | | | | 39 | |
| 1.9 dCi (EZ0J, EZ1S) (96 kW) Eng.F9Q 870 6/10-1/70 | | | | | | | | | | | | | | | | | | | | |
| 19-2872 | | | F | | | | | | | 42 | 80 | | | | | | | | 39 | |
| 2.0 CVT (EZ0G, EZ1E, EZ1P) (103 kW) Eng.M4R 711, M4R 713 6/10-1/70 | | | | | | | | | | | | | | | | | | | | |
| 19-2872 | | | F | | | | | | | 42 | 80 | | | | | | | | 39 | |
| 2.0 dCi (EZ0L) (118 kW) Eng.M9R 610 6/10-1/70 | | | | | | | | | | | | | | | | | | | | |
| 19-2873 | | | F | | | | | | | 45 | 83 | | | | | | | | 39 | |
| 2.0 TCe (EZ1T) (132 kW) Eng.F4R 870, F4R 872 6/10-1/70 | | | | | | | | | | | | | | | | | | | | |
| 19-2873 | | | F | | | | | | | 45 | 83 | | | | | | | | 39 | |
| Megane III Coupe (DZ0/1_) 11/08-1/70 | | | | | | | | | | | | | | | | | | | | |
| 1.2 TCe (85 kW) Eng.H5F 400, H5F 408 3/12-8/15 | | | | | | | | | | | | | | | | | | | | |
| 19-2872 | | | F | | | | | | | 42 | 80 | | | | | | | | 39 | |
| 1.2 TCe (DZ16) (97 kW) Eng.H5F 404, H5F 405, H5F 412 1/13-8/15 | | | | | | | | | | | | | | | | | | | | |
| 19-2872 | | | F | | | | | | | 42 | 80 | | | | | | | | 39 | |
| 1.4 TCe (DZ0F, DZ1V) (96 kW) Eng.H4J 700 4/09-1/70 | | | | | | | | | | | | | | | | | | | | |
| 19-2872 | | | F | | | | | | | 42 | 80 | | | | | | | | 39 | |
| 1.5 dCi (70 kW) Eng.K9K 846 7/14-1/70 | | | | | | | | | | | | | | | | | | | | |
| 19-2872 | | | F | | | | | | | 42 | 80 | | | | | | | | 39 | |
| 1.5 dCi (DZ09, DZ0D, DZ1F, DZ1G) (81 kW) Eng.K9K 636, K9K 656, K9K 836, K9K 837, K9K 846 2/09-8/15 | | | | | | | | | | | | | | | | | | | | |
| 19-2872 | | | F | | | | | | | 42 | 80 | | | | | | | | 39 | |

RENAULT

| METELLI ref | Spare Parts | | F/R | L/R | | | ABS | A | B | C | D | E | F | G | H | I | L | M | Fig | NOTE |
|--|-------------|--|-----|-----|--|--|-----|---|---|----|----|---|---|---|---|---|---|---|-----|------|
| 2.0 TCe (DZ1N) (184 kW) Eng.F4R 874 5/09-1/70 | | | | | | | | | | | | | | | | | | | | |
| 19-2873 | | | F | | | | | | | 45 | 83 | | | | | | | | 39 | |
| 2.0 TCe 220 (162 kW) Eng.F4R 874 11/13-1/70 | | | | | | | | | | | | | | | | | | | | |
| 19-2873 | | | F | | | | | | | 45 | 83 | | | | | | | | 39 | |
| Megane III Grandtour (KZ0/1) 11/08-1/70 | | | | | | | | | | | | | | | | | | | | |
| 1.2 TCe (85 kW) Eng.H5F 400, H5F 408 3/12-1/70 | | | | | | | | | | | | | | | | | | | | |
| 19-2872 | | | F | | | | | | | 42 | 80 | | | | | | | | 39 | |
| 1.2 TCe (KZ16) (97 kW) Eng.H5F 404, H5F 405, H5F 412 1/13-1/70 | | | | | | | | | | | | | | | | | | | | |
| 19-2872 | | | F | | | | | | | 42 | 80 | | | | | | | | 39 | |
| 1.4 TCe (KZ0F, KZ1V) (96 kW) Eng.H4J 700 5/09-1/70 | | | | | | | | | | | | | | | | | | | | |
| 19-2872 | | | F | | | | | | | 42 | 80 | | | | | | | | 39 | |
| 1.5 dCi (63 kW) Eng.K9K 830 3/09-1/70 | | | | | | | | | | | | | | | | | | | | |
| 19-2872 | | | F | | | | | | | 42 | 80 | | | | | | | | 39 | |
| 1.5 dCi (70 kW) Eng.K9K 846 11/13-1/70 | | | | | | | | | | | | | | | | | | | | |
| 19-2872 | | | F | | | | | | | 42 | 80 | | | | | | | | 39 | |
| 1.5 dCi (KZ09, KZ0D, KZ1G) (81 kW) Eng.K9K 636, K9K 656, K9K 836, K9K 837, K9K 846 2/09-1/70 | | | | | | | | | | | | | | | | | | | | |
| 19-2872 | | | F | | | | | | | 42 | 80 | | | | | | | | 39 | |
| 1.5 dCi (KZ0C, KZ1A) (66 kW) Eng.K9K 834 5/09-1/70 | | | | | | | | | | | | | | | | | | | | |
| 19-2872 | | | F | | | | | | | 42 | 80 | | | | | | | | 39 | |
| 1.5 dCi (KZ1M, KZ1W) (78 kW) Eng.K9K 832, K9K 836, K9K 846 2/09-1/70 | | | | | | | | | | | | | | | | | | | | |
| 19-2872 | | | F | | | | | | | 42 | 80 | | | | | | | | 39 | |
| 1.6 16V (KZ0H) (74 kW) Eng.K4M 848 5/09-1/70 | | | | | | | | | | | | | | | | | | | | |
| 19-2872 | | | F | | | | | | | 42 | 80 | | | | | | | | 39 | |
| 1.6 16V (KZ0U, KZ1B, KZ1U) (81 kW) Eng.K4M 858, K4M 866 5/09-1/70 | | | | | | | | | | | | | | | | | | | | |
| 19-2872 | | | F | | | | | | | 42 | 80 | | | | | | | | 39 | |
| 1.6 16V Bifuel (KZ03) (81 kW) Eng.K4M 866 11/08-1/70 | | | | | | | | | | | | | | | | | | | | |
| 19-2872 | | | F | | | | | | | 42 | 80 | | | | | | | | 39 | |

RENAULT

| METELLI ref | Spare Parts | F/R | L/R | ABS | A | B | C | D | E | F | G | H | I | L | M | Fig | NOTE |
|---|-------------|-----|-----|-----|---|---|----|----|---|---|---|---|---|---|---|-----|------------|
| 1.5 dCi (78 kW) Eng.K9K 832 2/09-1/70 | | | | | | | | | | | | | | | | | |
| 19-2872 | | F | | | | | 42 | 80 | | | | | | | | 39 | |
| 1.5 dCi (BZ09, BZ0D) (81 kW) Eng.K9K 636, K9K 656, K9K 657, K9K 836, K9K 837, K9K 8 2/09-1/70 | | | | | | | | | | | | | | | | | |
| 19-2872 | | F | | | | | 42 | 80 | | | | | | | | 39 | |
| 1.5 dCi (BZ0C) (66 kW) Eng.K9K 834 11/08-8/15 | | | | | | | | | | | | | | | | | |
| 19-2872 | | F | | | | | 42 | 80 | | | | | | | | 39 | |
| 1.5 dCi (BZ1G, BZ1W, BZ0R) (70 kW) Eng.K9K 846 11/13-8/15 | | | | | | | | | | | | | | | | | |
| 19-2872 | | F | | | | | 42 | 80 | | | | | | | | 39 | |
| 1.6 16V (82 kW) Eng.K4M 858, K4M 866 11/08-1/70 | | | | | | | | | | | | | | | | | |
| 19-2872 | | F | | | | | 42 | 80 | | | | | | | | 39 | |
| 1.6 16V (85 kW) Eng.K4M 848, K4M 858 1/13-1/70 | | | | | | | | | | | | | | | | | |
| 19-2872 | | F | | | | | 42 | 80 | | | | | | | | 39 | |
| 1.6 16V (BZ0H, BZ1R) (78 kW) Eng.K4M 848 1/10-8/15 | | | | | | | | | | | | | | | | | |
| 19-2872 | | F | | | | | 42 | 80 | | | | | | | | 39 | |
| 1.6 16V (BZ0H) (74 kW) Eng.K4M 848 11/08-8/15 | | | | | | | | | | | | | | | | | |
| 19-2872 | | F | | | | | 42 | 80 | | | | | | | | 39 | |
| 1.6 16V (BZ1B, BZ1H) (81 kW) Eng.K4M 858 11/08-1/70 | | | | | | | | | | | | | | | | | |
| 19-2872 | | F | | | | | 42 | 80 | | | | | | | | 39 | |
| 1.6 16V Bifuel (BZ03) (81 kW) Eng.K4M 858, K4M 866 11/08-8/15 | | | | | | | | | | | | | | | | | |
| 19-2872 | | F | | | | | 42 | 80 | | | | | | | | 39 | |
| 1.6 16V BiFuel (BZ1U, BZ0U) (81 kW) Eng.K4M 858 5/09-8/15 | | | | | | | | | | | | | | | | | |
| 19-2872 | | F | | | | | 42 | 80 | | | | | | | | 39 | Brake disc |
| 1.6 dCi (BZ00, BZ12) (96 kW) Eng.R9M 402, R9M 404, R9M 414 4/11-8/15 | | | | | | | | | | | | | | | | | |
| 19-2872 | | F | | | | | 42 | 80 | | | | | | | | 39 | |
| 1.9 dCi (BZ0N, BZ0J) (96 kW) Eng.F9Q 870, F9Q 872 11/08-1/70 | | | | | | | | | | | | | | | | | |
| 19-2872 | | F | | | | | 42 | 80 | | | | | | | | 39 | |
| 2.0 (105 kW) Eng.M4R 710, M4R 714 1/11-1/70 | | | | | | | | | | | | | | | | | |
| 19-2872 | | F | | | | | 42 | 80 | | | | | | | | 39 | |

RENAULT

| METELLI ref | Spare Parts | | F/R | L/R | | | ABS | A | B | C | D | E | F | G | H | I | L | M | Fig | NOTE | |
|---|-------------|--|-----|-----|--|--|-----|---|----|----|----|-----|---|---|---|---|---|---|------|----------|---------|
| 1.5 Blue dCi 95 (70 kW) Eng.K9K 872 8/18-1/70 | | | | | | | | | | | | | | | | | | | | | |
| 19-2872 | | | F | | | | | | | 42 | 80 | | | | | | | | 39 | | |
| 1.5 dCi 110 (81 kW) Eng.K9K 656, K9K 657 4/16-1/70 | | | | | | | | | | | | | | | | | | | | | |
| 19-2872 | | | F | | | | | | | 42 | 80 | | | | | | | | 39 | | |
| 1.5 dCi 90 (66 kW) Eng.K9K 656 4/16-1/70 | | | | | | | | | | | | | | | | | | | | | |
| 19-2872 | | | F | | | | | | | 42 | 80 | | | | | | | | 39 | | |
| 1.6 16V (84 kW) Eng.H4M 738 4/16-1/70 | | | | | | | | | | | | | | | | | | | | | |
| 19-2872 | | | F | | | | | | | 42 | 80 | | | | | | | | 39 | | |
| 1.6 dCi 130 (96 kW) Eng.R9M 409 4/16-1/70 | | | | | | | | | | | | | | | | | | | | | |
| 19-8136 | | | F | | | | | | 29 | | | | | | | | | | | with Nut | |
| 1.6 dCi 165 (120 kW) Eng.R9M 452 4/16-1/70 | | | | | | | | | | | | | | | | | | | | | |
| 19-8136 | | | F | | | | | | 29 | | | | | | | | | | | with Nut | |
| 1.6 TCe 165 (121 kW) Eng.M5M 450 7/17-1/70 | | | | | | | | | | | | | | | | | | | | | |
| 19-8136 | | | F | | | | | | 29 | | | | | | | | | | | with Nut | |
| 1.6 TCe 205 (151 kW) Eng.M5M 450 4/16-1/70 | | | | | | | | | | | | | | | | | | | | | |
| 19-8136 | | | F | | | | | | 29 | | | | | | | | | | | with Nut | |
| 1.8 Blue dCi 150 (110 kW) Eng.R9N 401 2/19-1/70 | | | | | | | | | | | | | | | | | | | | | |
| 19-8145 | | | F | | | | | | 29 | | 85 | 136 | | | | | | | 79,5 | 47 | w/o Nut |
| Megane IV Hatchback (B9A/M/N_) 11/15-1/70 | | | | | | | | | | | | | | | | | | | | | |
| 1.2 TCe 100 (B9MS) (74 kW) Eng.H5F 408 11/15-1/70 | | | | | | | | | | | | | | | | | | | | | |
| 19-2872 | | | F | | | | | | | 42 | 80 | | | | | | | | 39 | | |
| 1.2 TCe 130 (B9MR) (97 kW) Eng.H5F 408 11/15-1/70 | | | | | | | | | | | | | | | | | | | | | |
| 19-2872 | | | F | | | | | | | 42 | 80 | | | | | | | | 39 | | |
| 1.3 TCe 115 (B9N9) (85 kW) Eng.H5H 450, H5H 470 1/18-1/70 | | | | | | | | | | | | | | | | | | | | | |
| 19-8136 | | | F | | | | | | 29 | | | | | | | | | | | with Nut | |
| 1.3 TCe 140 (B9NB) (103 kW) Eng.H5H 450, H5H 470 1/18-1/70 | | | | | | | | | | | | | | | | | | | | | |
| 19-8136 | | | F | | | | | | 29 | | | | | | | | | | | with Nut | |

RENAULT

| METELLI ref | Spare Parts | F/R | L/R | ABS | A | B | C | D | E | F | G | H | I | L | M | Fig | NOTE |
|---|-------------|-----|-----|-----|---|----|----|----|---|---|---|---|---|---|----|-----|---|
| 1.3 TCe 115 (LVN9) (85 kW) Eng.H5H 450, H5H 470 1/18-1/70 | | | | | | | | | | | | | | | | | |
| 19-8136 | | F | | | | 29 | | | | | | | | | | | with Nut |
| 1.3 TCe 140 (LVNB) (103 kW) Eng.H5H 450, H5H 470 1/18-1/70 | | | | | | | | | | | | | | | | | |
| 19-8136 | | F | | | | 29 | | | | | | | | | | | with Nut |
| 1.5 Blue dCi 115 (85 kW) Eng.K9K 872, K9K 873 2/19-1/70 | | | | | | | | | | | | | | | | | |
| 19-2872 | | F | | | | | 42 | 80 | | | | | | | 39 | | |
| 1.5 Blue dCi 95 (70 kW) Eng.K9K 872 2/19-1/70 | | | | | | | | | | | | | | | | | |
| 19-2872 | | F | | | | | 42 | 80 | | | | | | | 39 | | |
| 1.5 dCi 110 (81 kW) Eng.K9K 656, K9K 657, K9K 674, K9K 675, K9K 676, K9K 6 10/16-1/70 | | | | | | | | | | | | | | | | | |
| 19-2872 | | F | | | | | 42 | 80 | | | | | | | 39 | | |
| 1.5 dCi 90 (66 kW) Eng.K9K 656 10/16-1/70 | | | | | | | | | | | | | | | | | |
| 19-2872 | | F | | | | | 42 | 80 | | | | | | | 39 | | |
| 1.6 dCi 130 (96 kW) Eng.R9M 409 10/16-1/70 | | | | | | | | | | | | | | | | | |
| 19-2872 | | F | | | | | 42 | 80 | | | | | | | 39 | | |
| 2.0 SCe (103 kW) Eng.M4R 735 10/16-1/70 | | | | | | | | | | | | | | | | | |
| 19-2872 | | F | | | | | 42 | 80 | | | | | | | 39 | | |
| Modus/ Grand Modus (F/JP0_) 9/04-1/70 | | | | | | | | | | | | | | | | | |
| 1.2 (76 kW) Eng.D4F 786 4/11-1/70 | | | | | | | | | | | | | | | | | |
| 19-2347 | | F | | | | | 37 | 72 | | | | | | | 37 | | |
| 19-2665 | | R | | | | | 25 | 52 | | | | | | | 37 | | Passo corto/Wheelbase short, Brake drum |
| 19-2734 | | R | | | | | 25 | 55 | | | | | | | 45 | | Brake disc |
| 19-8120 | | R | | | | | 25 | 55 | | | | | | | 43 | | Passo lungo/Wheelbase long, Brake drum |
| 1.2 (FP0C, FP0K, FP0P) (48 kW) Eng.D4F 740 5/05-1/70 | | | | | | | | | | | | | | | | | |
| 19-2347 | | F | | | | | 37 | 72 | | | | | | | 37 | | |
| 19-2665 | | R | | | | | 25 | 52 | | | | | | | 37 | | Passo corto/Wheelbase short, Brake drum |
| 19-2734 | | R | | | | | 25 | 55 | | | | | | | 45 | | Brake disc |
| 19-8120 | | R | | | | | 25 | 55 | | | | | | | 43 | | Passo lungo/Wheelbase long, Brake drum |

RENAULT

| METELLI ref | Spare Parts | | F/R | L/R | | | ABS | A | B | C | D | E | F | G | H | I | L | M | Fig | NOTE |
|---|-------------|--|-----|-----|--|--|-----|---|---|----|----|---|---|---|---|---|---|---|-----|---|
| 19-2348 | | | F | | | | | | | 42 | 77 | | | | | | | | 39 | |
| 19-2665 | | | R | | | | | | | 25 | 52 | | | | | | | | 37 | Passo corto/Wheelbase short, Brake drum |
| 19-2734 | | | R | | | | | | | 25 | 55 | | | | | | | | 45 | Brake disc |
| 19-8120 | | | R | | | | | | | 25 | 55 | | | | | | | | 43 | Passo lungo/Wheelbase long, Brake drum |
| 1.5 dCi (FP0E, JP0E) (48 kW) Eng.K9K 752, K9K 768 12/04-1/70 | | | | | | | | | | | | | | | | | | | | |
| 19-2347 | | | F | | | | | | | 37 | 72 | | | | | | | | 37 | |
| 19-2348 | | | F | | | | | | | 42 | 77 | | | | | | | | 39 | |
| 19-2665 | | | R | | | | | | | 25 | 52 | | | | | | | | 37 | Passo corto/Wheelbase short, Brake drum |
| 19-2734 | | | R | | | | | | | 25 | 55 | | | | | | | | 45 | Brake disc |
| 19-8120 | | | R | | | | | | | 25 | 55 | | | | | | | | 43 | Passo lungo/Wheelbase long, Brake drum |
| 1.5 dCi (FP0F, JP0F) (63 kW) Eng.K9K 760, K9K 766, K9K 772 12/04-1/70 | | | | | | | | | | | | | | | | | | | | |
| 19-2347 | | | F | | | | | | | 37 | 72 | | | | | | | | 37 | |
| 19-2348 | | | F | | | | | | | 42 | 77 | | | | | | | | 39 | |
| 19-2665 | | | R | | | | | | | 25 | 52 | | | | | | | | 37 | Passo corto/Wheelbase short, Brake drum |
| 19-2734 | | | R | | | | | | | 25 | 55 | | | | | | | | 45 | Brake disc |
| 19-8120 | | | R | | | | | | | 25 | 55 | | | | | | | | 43 | Passo lungo/Wheelbase long, Brake drum |
| 1.5 dCi (FP0G, JP0G) (50 kW) Eng.K9K 768 12/04-1/70 | | | | | | | | | | | | | | | | | | | | |
| 19-2347 | | | F | | | | | | | 37 | 72 | | | | | | | | 37 | |
| 19-2348 | | | F | | | | | | | 42 | 77 | | | | | | | | 39 | |
| 19-2665 | | | R | | | | | | | 25 | 52 | | | | | | | | 37 | Passo corto/Wheelbase short, Brake drum |
| 19-2734 | | | R | | | | | | | 25 | 55 | | | | | | | | 45 | Brake disc |
| 19-8120 | | | R | | | | | | | 25 | 55 | | | | | | | | 43 | Passo lungo/Wheelbase long, Brake drum |
| 1.5 dCi (JP02) (76 kW) Eng.K9K 772 5/07-1/70 | | | | | | | | | | | | | | | | | | | | |
| 19-2347 | | | F | | | | | | | 37 | 72 | | | | | | | | 37 | |
| 19-2348 | | | F | | | | | | | 42 | 77 | | | | | | | | 39 | |
| 19-2665 | | | R | | | | | | | 25 | 52 | | | | | | | | 37 | Passo corto/Wheelbase short, Brake drum |
| 19-2734 | | | R | | | | | | | 25 | 55 | | | | | | | | 45 | Brake disc |
| 19-8120 | | | R | | | | | | | 25 | 55 | | | | | | | | 43 | Passo lungo/Wheelbase long, Brake drum |

RENAULT

| METELLI ref | Spare Parts | | F/R | L/R | | | ABS | A | B | C | D | E | F | G | H | I | L | M | Fig | NOTE |
|--|-------------|--|-----|-----|--|--|-----|---|---|----|----|---|---|---|---|---|---|---|-----|---|
| 1.5 dCi (JP0G, JP0H) (78 kW) Eng.K9K 764 5/05-1/70 | | | | | | | | | | | | | | | | | | | | |
| 19-2347 | | | F | | | | | | | 37 | 72 | | | | | | | | 37 | |
| 19-2348 | | | F | | | | | | | 42 | 77 | | | | | | | | 39 | |
| 19-2665 | | | R | | | | | | | 25 | 52 | | | | | | | | 37 | Passo corto/Wheelbase short, Brake drum |
| 19-2734 | | | R | | | | | | | 25 | 55 | | | | | | | | 45 | Brake disc |
| 19-8120 | | | R | | | | | | | 25 | 55 | | | | | | | | 43 | Passo lungo/Wheelbase long, Brake drum |
| 1.5 dCi 75 (55 kW) Eng.K9K 770 10/10-1/70 | | | | | | | | | | | | | | | | | | | | |
| 19-2347 | | | F | | | | | | | 37 | 72 | | | | | | | | 37 | |
| 19-2348 | | | F | | | | | | | 42 | 77 | | | | | | | | 39 | |
| 19-2665 | | | R | | | | | | | 25 | 52 | | | | | | | | 37 | Passo corto/Wheelbase short, Brake drum |
| 19-2734 | | | R | | | | | | | 25 | 55 | | | | | | | | 45 | Brake disc |
| 19-8120 | | | R | | | | | | | 25 | 55 | | | | | | | | 43 | Passo lungo/Wheelbase long, Brake drum |
| 1.5 dCi 90 (65 kW) Eng.K9K 750, K9K 770 10/10-1/70 | | | | | | | | | | | | | | | | | | | | |
| 19-2347 | | | F | | | | | | | 37 | 72 | | | | | | | | 37 | |
| 19-2348 | | | F | | | | | | | 42 | 77 | | | | | | | | 39 | |
| 19-2665 | | | R | | | | | | | 25 | 52 | | | | | | | | 37 | Passo corto/Wheelbase short, Brake drum |
| 19-2734 | | | R | | | | | | | 25 | 55 | | | | | | | | 45 | Brake disc |
| 19-8120 | | | R | | | | | | | 25 | 55 | | | | | | | | 43 | Passo lungo/Wheelbase long, Brake drum |
| 1.6 (JP03, JP0B, JP0U, JP0Y, JP1G) (82 kW) Eng.K4M 790, K4M 791, K4M 800, K4M 801 12/04-1/70 | | | | | | | | | | | | | | | | | | | | |
| 19-2347 | | | F | | | | | | | 37 | 72 | | | | | | | | 37 | |
| 19-2665 | | | R | | | | | | | 25 | 52 | | | | | | | | 37 | Passo corto/Wheelbase short, Brake drum |
| 19-2734 | | | R | | | | | | | 25 | 55 | | | | | | | | 45 | Brake disc |
| 19-8120 | | | R | | | | | | | 25 | 55 | | | | | | | | 43 | Passo lungo/Wheelbase long, Brake drum |
| 1.6 (JP0L, JP0V) (65 kW) Eng.K4M 794 12/04-1/70 | | | | | | | | | | | | | | | | | | | | |
| 19-2347 | | | F | | | | | | | 37 | 72 | | | | | | | | 37 | |
| 19-2665 | | | R | | | | | | | 25 | 52 | | | | | | | | 37 | Passo corto/Wheelbase short, Brake drum |
| 19-2734 | | | R | | | | | | | 25 | 55 | | | | | | | | 45 | Brake disc |

RENAULT

| METELLI ref | Spare Parts | | F/R | L/R | | ABS | A | B | C | D | E | F | G | H | I | L | M | Fig | NOTE |
|---|-------------|--------|-----|-----|--|-----|---|---|------|-----|-------|---|---|---|---|----|---|-----|--|
| 19-8120 | | | R | | | | | | 25 | 55 | | | | | | 43 | | | Passo lungo/Wheelbase long, Brake drum |
| Safrane I (B54_) 4/92-10/96 | | | | | | | | | | | | | | | | | | | |
| 2.0 (B540) (77 kW) Eng.J7R 732, J7R 733 11/92-7/96 | | | | | | | | | | | | | | | | | | | |
| 19-2291 | | | F | | | | | | 40 | 84 | | | | | | 38 | | | |
| 2.0 12V (B542, B54E) (97 kW) Eng.J7R 734, J7R 735 4/92-7/96 | | | | | | | | | | | | | | | | | | | |
| 19-2291 | | | F | | | | | | 40 | 84 | | | | | | 38 | | | |
| 19-2640 | | | R | | | 30 | | | 25 | | 132,8 | | | | | 76 | | | |
| 2.1 dT (B546) (65 kW) Eng.J8S 760 (11.93-) 11/93-7/96 | | | | | | | | | | | | | | | | | | | |
| 19-2291 | | | F | | | | | | 40 | 84 | | | | | | 38 | | | |
| 19-2624 | | | R | | | | | | 24,3 | 120 | 132,8 | | | | | 75 | | | Brake drum |
| 19-2640 | | | R | | | 30 | | | 25 | | 132,8 | | | | | 76 | | | Brake disc |
| 2.2 (B541) (79 kW) Eng.J7T 762 (04.92-) 4/92-7/96 | | | | | | | | | | | | | | | | | | | |
| 19-2291 | | | F | | | | | | 40 | 84 | | | | | | 38 | | | |
| 19-2624 | | | R | | | | | | 24,3 | 120 | 132,8 | | | | | 75 | | | Brake drum |
| 19-2640 | | | R | | | 30 | | | 25 | | 132,8 | | | | | 76 | | | Brake disc |
| 2.2 (B543) (101 kW) Eng.J7T 760 (02.94-), J7T 761 (04.92-) 4/92-7/96 | | | | | | | | | | | | | | | | | | | |
| 19-2291 | | | F | | | | | | 40 | 84 | | | | | | 38 | | | |
| 19-2640 | | -02/95 | R | | | 30 | | | 25 | | 132,8 | | | | | 76 | | | |
| 2.5 dT (B548) (83 kW) Eng.S8U 762 (12.92-), S8U 763 (12.92-) 12/92-7/96 | | | | | | | | | | | | | | | | | | | |
| 19-2291 | | | F | | | | | | 40 | 84 | | | | | | 38 | | | |
| 3.0 Biturbo 4x4 (B545) (193 kW) Eng.Z7X 726 (02.93-) 2/93-7/96 | | | | | | | | | | | | | | | | | | | |
| 19-2291 | | | F | | | | | | 40 | 84 | | | | | | 38 | | | |
| 3.0 V6 (B54B, B544) (123 kW) Eng.Z7X 721 (12.92-), Z7X 722 (12.92-), Z7X 723 (12. 12/92-7/96 | | | | | | | | | | | | | | | | | | | |
| 19-2291 | | | F | | | | | | 40 | 84 | | | | | | 38 | | | |
| 3.0 V6 4x4 (B54B, B544) (123 kW) Eng.Z7X 721 (12.92-), Z7X 722 (12.92-), Z7X 723 (12. 12/92-7/96 | | | | | | | | | | | | | | | | | | | |
| 19-2291 | | | F | | | | | | 40 | 84 | | | | | | 38 | | | |

RENAULT

| METELLI ref | Spare Parts | F/R | L/R | ABS | A | B | C | D | E | F | G | H | I | L | M | Fig | NOTE |
|--|-------------|-----|-----|-----|---|---|----|----|---|---|---|---|---|---|---|-----|------|
| Safrane II (B54_) 7/96-12/00 | | | | | | | | | | | | | | | | | |
| 2.0 16V (B54L) (100 kW) Eng.N7Q 710 (07.96-), N7Q 711 (07.96-) 7/96-12/00 | | | | | | | | | | | | | | | | | |
| 19-2291 | | F | | | | | 40 | 84 | | | | | | | | 38 | |
| 2.2 dT (B54G) (83 kW) Eng.G8T 740 (07.96-) 7/96-12/00 | | | | | | | | | | | | | | | | | |
| 19-2291 | | F | | | | | 40 | 84 | | | | | | | | 38 | |
| 2.5 20V (B54F) (121 kW) Eng.N7U 700 (07.96-), N7U 701 (07.96-) 7/96-12/00 | | | | | | | | | | | | | | | | | |
| 19-2291 | | F | | | | | 40 | 84 | | | | | | | | 38 | |
| 2.9 24V (B54N) (140 kW) Eng.L7X 713 3/99-12/00 | | | | | | | | | | | | | | | | | |
| 19-2291 | | F | | | | | 40 | 84 | | | | | | | | 38 | |
| 3.0 V6 (B54M) (123 kW) Eng.Z7X 755 7/96-12/00 | | | | | | | | | | | | | | | | | |
| 19-2291 | | F | | | | | 40 | 84 | | | | | | | | 38 | |
| Sandero/Stepway I (BS_) 11/07-1/70 | | | | | | | | | | | | | | | | | |
| 1.4 (55 kW) Eng.K7J 710 2/09-1/70 | | | | | | | | | | | | | | | | | |
| 19-2347 | | F | | | | | 37 | 72 | | | | | | | | 37 | +ABS |
| 19-2350 | | F | | | | | 37 | 72 | | | | | | | | 37 | -ABS |
| 19-8120 | | R | | | | | 25 | 55 | | | | | | | | 43 | |
| 1.4 LPG (53 kW) Eng.K7J 714 2/09-1/70 | | | | | | | | | | | | | | | | | |
| 19-2347 | | F | | | | | 37 | 72 | | | | | | | | 37 | +ABS |
| 19-2350 | | F | | | | | 37 | 72 | | | | | | | | 37 | -ABS |
| 19-8120 | | R | | | | | 25 | 55 | | | | | | | | 43 | |
| 1.6 (62 kW) Eng.K7M 718 11/10-1/70 | | | | | | | | | | | | | | | | | |
| 19-2347 | | F | | | | | 37 | 72 | | | | | | | | 37 | +ABS |
| 19-2350 | | F | | | | | 37 | 72 | | | | | | | | 37 | -ABS |
| 19-8120 | | R | | | | | 25 | 55 | | | | | | | | 43 | |
| 1.6 (64 kW) Eng.K7M 710, K7M 718 2/09-1/70 | | | | | | | | | | | | | | | | | |
| 19-2347 | | F | | | | | 37 | 72 | | | | | | | | 37 | +ABS |
| 19-2350 | | F | | | | | 37 | 72 | | | | | | | | 37 | -ABS |

RENAULT

| METELLI ref | Spare Parts | | F/R | L/R | | | ABS | A | B | C | D | E | F | G | H | I | L | M | Fig | NOTE |
|---|-------------|--|-----|-----|--|--|-----|---|---|----|----|---|---|---|---|---|----|---|-----|-----------------|
| 19-8120 | | | R | | | | | | | 25 | 55 | | | | | | 43 | | | |
| 1.6 (75 kW) Eng.K7M 710 12/07-1/70 | | | | | | | | | | | | | | | | | | | | |
| 19-2347 | | | F | | | | | | | 37 | 72 | | | | | | 37 | | | +ABS |
| 19-2350 | | | F | | | | | | | 37 | 72 | | | | | | 37 | | | -ABS |
| 19-2665 | | | R | | | | | | | 25 | 52 | | | | | | 37 | | | |
| 1.6 (76 kW) Eng.K4M 697 12/07-7/13 | | | | | | | | | | | | | | | | | | | | |
| 19-2347 | | | F | | | | | | | 37 | 72 | | | | | | 37 | | | +ABS |
| 19-2350 | | | F | | | | | | | 37 | 72 | | | | | | 37 | | | -ABS |
| 19-2665 | | | R | | | | | | | 25 | 52 | | | | | | 37 | | | |
| 1.6 (77 kW) Eng.K4M 690 12/12-1/70 | | | | | | | | | | | | | | | | | | | | |
| 19-2347 | | | F | | | | | | | 37 | 72 | | | | | | 37 | | | +ABS |
| 19-2350 | | | F | | | | | | | 37 | 72 | | | | | | 37 | | | -ABS |
| 19-8120 | | | R | | | | | | | 25 | 55 | | | | | | 43 | | | |
| 1.6 Flex (77 kW) Eng.K4M 696 12/12-1/70 | | | | | | | | | | | | | | | | | | | | |
| 19-2347 | | | F | | | | | | | 37 | 72 | | | | | | 37 | | | +ABS |
| 19-2350 | | | F | | | | | | | 37 | 72 | | | | | | 37 | | | -ABS |
| Sandero/Stepway II (B8_) 11/13-1/70 | | | | | | | | | | | | | | | | | | | | |
| 1.2 16V (54 kW) Eng.D4F 732, D4F 734 12/13-1/70 | | | | | | | | | | | | | | | | | | | | |
| 19-2347 | | | F | | | | | | | 37 | 72 | | | | | | 37 | | | +ABS |
| 19-2350 | | | F | | | | | | | 37 | 72 | | | | | | 37 | | | -ABS |
| 19-8120 | | | R | | | | | | | 25 | 55 | | | | | | 43 | | | Rear Drum Brake |
| 1.2 16V (55 kW) Eng.D4F 732 4/15-1/70 | | | | | | | | | | | | | | | | | | | | |
| 19-2347 | | | F | | | | | | | 37 | 72 | | | | | | 37 | | | +ABS |
| 19-2350 | | | F | | | | | | | 37 | 72 | | | | | | 37 | | | -ABS |
| 19-8120 | | | R | | | | | | | 25 | 55 | | | | | | 43 | | | Rear Drum Brake |
| 1.2 16V LPG (53 kW) Eng.D4F 734 12/13-1/70 | | | | | | | | | | | | | | | | | | | | |
| 19-2347 | | | F | | | | | | | 37 | 72 | | | | | | 37 | | | +ABS |
| 19-2350 | | | F | | | | | | | 37 | 72 | | | | | | 37 | | | -ABS |

RENAULT

| METELLI ref | Spare Parts | F/R | L/R | ABS | A | B | C | D | E | F | G | H | I | L | M | Fig | NOTE |
|---|-------------|-----|-----|-----|---|---|----|----|---|---|---|---|---|----|---|-----|-----------------|
| 19-8120 | | R | | | | | 25 | 55 | | | | | | 43 | | | Rear Drum Brake |
| 1.5 dCi (62 kW) Eng.K9K 830 12/13-1/70 | | | | | | | | | | | | | | | | | |
| 19-2347 | | F | | | | | 37 | 72 | | | | | | 37 | | | +ABS |
| 19-2350 | | F | | | | | 37 | 72 | | | | | | 37 | | | -ABS |
| 19-8120 | | R | | | | | 25 | 55 | | | | | | 43 | | | |
| 1.6 (59 kW) Eng.K7M 812 11/13-1/70 | | | | | | | | | | | | | | | | | |
| 19-2347 | | F | | | | | 37 | 72 | | | | | | 37 | | | +ABS |
| 19-2350 | | F | | | | | 37 | 72 | | | | | | 37 | | | -ABS |
| 19-8120 | | R | | | | | 25 | 55 | | | | | | 43 | | | Rear Drum Brake |
| 1.6 (60 kW) Eng.K7M 812 11/13-1/70 | | | | | | | | | | | | | | | | | |
| 19-2347 | | F | | | | | 37 | 72 | | | | | | 37 | | | +ABS |
| 19-2350 | | F | | | | | 37 | 72 | | | | | | 37 | | | -ABS |
| 19-8120 | | R | | | | | 25 | 55 | | | | | | 43 | | | Rear Drum Brake |
| 1.6 (61 kW) Eng.K7M 812 11/13-1/70 | | | | | | | | | | | | | | | | | |
| 19-2347 | | F | | | | | 37 | 72 | | | | | | 37 | | | +ABS |
| 19-2350 | | F | | | | | 37 | 72 | | | | | | 37 | | | -ABS |
| 19-8120 | | R | | | | | 25 | 55 | | | | | | 43 | | | Rear Drum Brake |
| 1.6 (83 kW) Eng.H4M 429, H4M 438 9/16-1/70 | | | | | | | | | | | | | | | | | |
| 19-2347 | | F | | | | | 37 | 72 | | | | | | 37 | | | +ABS |
| 19-2350 | | F | | | | | 37 | 72 | | | | | | 37 | | | -ABS |
| 19-8120 | | R | | | | | 25 | 55 | | | | | | 43 | | | Rear Drum Brake |
| 1.6 16V (75 kW) Eng.- 4/14-1/70 | | | | | | | | | | | | | | | | | |
| 19-2347 | | F | | | | | 37 | 72 | | | | | | 37 | | | +ABS |
| 19-2350 | | F | | | | | 37 | 72 | | | | | | 37 | | | -ABS |
| 19-8120 | | R | | | | | 25 | 55 | | | | | | 43 | | | Rear Drum Brake |
| Scenic I MPV/ Space wagon (JA0/1_, FA0_) 9/99-9/03 | | | | | | | | | | | | | | | | | |
| 1.4 16V (JA0D, JA1H, Ja0W, JA10) (70 kW) Eng.K4J 714, K4J 750 9/99-8/03 | | | | | | | | | | | | | | | | | |
| 19-2350 | | F | | | | | 37 | 72 | | | | | | 37 | | | |

RENAULT

| METELLI ref | Spare Parts | | F/R | L/R | | ABS | A | B | C | D | E | F | G | H | I | L | M | Fig | NOTE |
|---|-------------|--|-----|-----|--|-----|---|---|------|------|-------|---|---|---|---|---|---|------|------------------|
| 1.6 (75 kW) Eng.K4M 708, K4M 709 3/01-8/03 | | | | | | | | | | | | | | | | | | | |
| 19-2350 | | | F | | | | | | 37 | 72 | | | | | | | | 37 | |
| 1.6 (JA00, JA16, JA15, JA19, JA1V, JA2B, JA2C, JA0 (79 kW) Eng.K4M 700, K4M 706, K4M 707, K4M 776 9/99-9/03 | | | | | | | | | | | | | | | | | | | |
| 19-2350 | | | F | | | | | | 37 | 72 | | | | | | | | 37 | |
| 19-2447 | | | R | | | 44 | | | 25 | | 132,7 | | | | | | | 80 | +ABS, Brake drum |
| 19-2624 | | | R | | | | | | 24,3 | 120 | 132,8 | | | | | | | 75 | -ABS, Brake drum |
| 1.6 BiFuel (JA04) (79 kW) Eng.K4M 704, K4M 712 9/99-4/01 | | | | | | | | | | | | | | | | | | | |
| 19-2350 | | | F | | | | | | 37 | 72 | | | | | | | | 37 | |
| 1.8 16V (JA12, JA1R, JA1M, JA1A) (85 kW) Eng.F4P 720, F4P 722 1/01-8/03 | | | | | | | | | | | | | | | | | | | |
| 19-2350 | | | F | | | | | | 37 | 72 | | | | | | | | 37 | |
| 1.8 4x4 (85 kW) Eng.F4P 722 7/00-4/01 | | | | | | | | | | | | | | | | | | | |
| 19-2350 | | | F | | | | | | 37 | 72 | | | | | | | | 37 | |
| 1.9 D (JA0J, FA0J) (47 kW) Eng.F8Q 788, F8Q 790 9/99-3/01 | | | | | | | | | | | | | | | | | | | |
| 19-2350 | | | F | | | | | | 37 | 72 | | | | | | | | 37 | |
| 1.9 dCi (JA05, JA1F) (75 kW) Eng.F9Q 732, F9Q 733 9/99-8/03 | | | | | | | | | | | | | | | | | | | |
| 19-2350 | | | F | | | | | | 37 | 72 | | | | | | | | 37 | |
| 1.9 dCi RX4 (74 kW) Eng.F9Q 732, F9Q 748, F9Q 796 12/02-8/03 | | | | | | | | | | | | | | | | | | | |
| 19-2352 | | | F/R | | | | | | 40 | 84,1 | | | | | | | | 39,7 | |
| 1.9 dCi RX4 (75 kW) Eng.F9Q 740 11/00-8/03 | | | | | | | | | | | | | | | | | | | |
| 19-2352 | | | F/R | | | | | | 40 | 84,1 | | | | | | | | 39,7 | |
| 1.9 dTi (JA0N) (72 kW) Eng.F9Q 731, F9Q 734, F9Q 736 9/99-8/03 | | | | | | | | | | | | | | | | | | | |
| 19-2350 | | | F | | | | | | 37 | 72 | | | | | | | | 37 | |
| 2.0 16V (103 kW) Eng.F4R 740, F4R 741, F4R 744, F4R 746, F4R 747 9/99-8/03 | | | | | | | | | | | | | | | | | | | |
| 19-2350 | | | F | | | | | | 37 | 72 | | | | | | | | 37 | |
| 2.0 16V (JA1B, JA1D) (102 kW) Eng.F4R 740, F4R 741, F4R 744, F4R 746, F4R 747 7/00-8/03 | | | | | | | | | | | | | | | | | | | |
| 19-2350 | | | F | | | | | | 37 | 72 | | | | | | | | 37 | |

RENAULT

| METELLI ref | Spare Parts | | F/R | L/R | | | ABS | A | B | C | D | E | F | G | H | I | L | M | Fig | NOTE |
|---|-------------|--|-----|-----|--|--|-----|---|---|----|----|---|---|---|---|---|---|---|-----|------|
| 1.6 16V (JM1R) (82 kW) Eng.K4M 706, K4M 766, K4M 812, K4M 813 10/05-11/08 | | | | | | | | | | | | | | | | | | | | |
| 19-2348 | | | F | | | | | | | 42 | 77 | | | | | | | | 39 | |
| 19-2735 | | | R | | | | | | | 25 | 55 | | | | | | | | 48 | |
| 1.6 BiFuel (83 kW) Eng.K4M 764 8/03-5/06 | | | | | | | | | | | | | | | | | | | | |
| 19-2348 | | | F | | | | | | | 42 | 77 | | | | | | | | 39 | |
| 19-2735 | | | R | | | | | | | 25 | 55 | | | | | | | | 48 | |
| 1.6 Hi-Flex (81 kW) Eng.K4M 766 3/05-7/10 | | | | | | | | | | | | | | | | | | | | |
| 19-2348 | | | F | | | | | | | 42 | 77 | | | | | | | | 39 | |
| 19-2735 | | | R | | | | | | | 25 | 55 | | | | | | | | 48 | |
| 1.9 D (85 kW) Eng.F9Q 803, F9Q 804, F9Q 812, F9Q 816, F9Q 818 6/06-11/08 | | | | | | | | | | | | | | | | | | | | |
| 19-2348 | | | F | | | | | | | 42 | 77 | | | | | | | | 39 | |
| 19-2735 | | | R | | | | | | | 25 | 55 | | | | | | | | 48 | |
| 1.9 dCi (92 kW) Eng.F9Q 804 6/03-11/08 | | | | | | | | | | | | | | | | | | | | |
| 19-2348 | | | F | | | | | | | 42 | 77 | | | | | | | | 39 | |
| 19-2735 | | | R | | | | | | | 25 | 55 | | | | | | | | 48 | |
| 1.9 dCi (JM0G, JM12, JM1G, JM2C) (88 kW) Eng.F9Q 812 6/03-5/06 | | | | | | | | | | | | | | | | | | | | |
| 19-2348 | | | F | | | | | | | 42 | 77 | | | | | | | | 39 | |
| 19-2735 | | | R | | | | | | | 25 | 55 | | | | | | | | 48 | |
| 1.9 dCi (JM14) (96 kW) Eng.F9Q 803, F9Q 804, F9Q 816, F9Q 818 5/05-11/08 | | | | | | | | | | | | | | | | | | | | |
| 19-2348 | | | F | | | | | | | 42 | 77 | | | | | | | | 39 | |
| 19-2735 | | | R | | | | | | | 25 | 55 | | | | | | | | 48 | |
| 1.9 dCi (JM15) (81 kW) Eng.F9Q 804 5/05-11/08 | | | | | | | | | | | | | | | | | | | | |
| 19-2348 | | | F | | | | | | | 42 | 77 | | | | | | | | 39 | |
| 19-2735 | | | R | | | | | | | 25 | 55 | | | | | | | | 48 | |
| 1.9 dCi 130 (97 kW) Eng.F9Q 804 10/05-12/09 | | | | | | | | | | | | | | | | | | | | |
| 19-2348 | | | F | | | | | | | 42 | 77 | | | | | | | | 39 | |
| 19-2735 | | | R | | | | | | | 25 | 55 | | | | | | | | 48 | |
| 2.0 (101 kW) Eng.F4R 771 2/08-4/09 | | | | | | | | | | | | | | | | | | | | |
| 19-2348 | | | F | | | | | | | 42 | 77 | | | | | | | | 39 | |

RENAULT

| METELLI ref | Spare Parts | F/R | L/R | ABS | A | B | C | D | E | F | G | H | I | L | M | Fig | NOTE |
|---|-------------|-----|-----|-----|---|---|----|----|---|---|---|---|---|----|---|-----|------|
| 19-2735 | | R | | | | | 25 | 55 | | | | | | 48 | | | |
| 2.0 (103 kW) Eng.F4R 746, F4R 770 6/03-7/10 | | | | | | | | | | | | | | | | | |
| 19-2348 | | F | | | | | 42 | 77 | | | | | | 39 | | | |
| 19-2735 | | R | | | | | 25 | 55 | | | | | | 48 | | | |
| 2.0 (JM05, JM0U, JM1N, JM1U, JM2V) (99 kW) Eng.F4R 770, F4R 771 6/03-6/09 | | | | | | | | | | | | | | | | | |
| 19-2348 | | F | | | | | 42 | 77 | | | | | | 39 | | | |
| 19-2735 | | R | | | | | 25 | 55 | | | | | | 48 | | | |
| 2.0 16V Turbo (JM0W) (120 kW) Eng.F4R 776 5/04-11/08 | | | | | | | | | | | | | | | | | |
| 19-2348 | | F | | | | | 42 | 77 | | | | | | 39 | | | |
| 19-2735 | | R | | | | | 25 | 55 | | | | | | 48 | | | |
| 2.0 dCi (JM1K) (110 kW) Eng.M9R 700, M9R 721, M9R 722 9/05-11/08 | | | | | | | | | | | | | | | | | |
| 19-2735 | | R | | | | | 25 | 55 | | | | | | 48 | | | |
| 19-8152 | | F | | | | | 45 | 83 | | | | | | 39 | | | |
| Scenic III (JZ0/1_) 12/08-1/70 | | | | | | | | | | | | | | | | | |
| 1.2 TCe (85 kW) Eng.H5F 400 4/12-1/70 | | | | | | | | | | | | | | | | | |
| 19-2872 | | F | | | | | 42 | 80 | | | | | | 39 | | | |
| 1.2 TCe (96 kW) Eng.H5F 408 7/14-1/70 | | | | | | | | | | | | | | | | | |
| 19-2872 | | F | | | | | 42 | 80 | | | | | | 39 | | | |
| 1.2 TCe (JZ16) (97 kW) Eng.H5F 404, H5F 408 1/13-1/70 | | | | | | | | | | | | | | | | | |
| 19-2872 | | F | | | | | 42 | 80 | | | | | | 39 | | | |
| 1.4 16V (JZ0F, JZ1V) (96 kW) Eng.H4J 700 2/09-1/70 | | | | | | | | | | | | | | | | | |
| 19-2872 | | F | | | | | 42 | 80 | | | | | | 39 | | | |
| 1.5 dCi (63 kW) Eng.K9K 830 4/09-1/70 | | | | | | | | | | | | | | | | | |
| 19-2872 | | F | | | | | 42 | 80 | | | | | | 39 | | | |
| 1.5 dCi (78 kW) Eng.K9K 832 2/09-1/70 | | | | | | | | | | | | | | | | | |
| 19-2872 | | F | | | | | 42 | 80 | | | | | | 39 | | | |
| 1.5 dCi (81 kW) Eng.K9K 636, K9K 656, K9K 657, K9K 836, K9K 837 4/09-1/70 | | | | | | | | | | | | | | | | | |
| 19-2872 | | F | | | | | 42 | 80 | | | | | | 39 | | | |

RENAULT

| METELLI ref | Spare Parts | F/R | L/R | ABS | A | B | C | D | E | F | G | H | I | L | M | Fig | NOTE |
|--|-------------|-----|-----|-----|---|---|----|----|---|---|---|---|---|---|---|-----|----------|
| 1.5 dCi (JZ02, JZ0R) (70 kW) Eng.K9K 846 11/10-1/70 | | | | | | | | | | | | | | | | | |
| 19-2872 | | F | | | | | 42 | 80 | | | | | | | | 39 | |
| 1.6 16V (JZ0U, JZ1B) (81 kW) Eng.K4M 858, K4M R 858 2/09-1/70 | | | | | | | | | | | | | | | | | |
| 19-2872 | | F | | | | | 42 | 80 | | | | | | | | 39 | |
| 1.6 16V Bifuel (79 kW) Eng.K4M 866 4/12-12/13 | | | | | | | | | | | | | | | | | |
| 19-2872 | | F | | | | | 42 | 80 | | | | | | | | 39 | |
| 1.6 16V Bifuel (81 kW) Eng.K4M 866 2/09-1/70 | | | | | | | | | | | | | | | | | |
| 19-2872 | | F | | | | | 42 | 80 | | | | | | | | 39 | |
| 1.6 dCi (JZ00, JZ12) (96 kW) Eng.R9M 402, R9M 404, R9M 414 4/11-1/70 | | | | | | | | | | | | | | | | | |
| 19-2873 | | F | | | | | 45 | 83 | | | | | | | | 39 | |
| 1.6 E85 (JZ03, JZ1Y) (81 kW) Eng.K4M 866 2/09-1/70 | | | | | | | | | | | | | | | | | |
| 19-2872 | | F | | | | | 42 | 80 | | | | | | | | 39 | |
| 1.9 dCi (JZ0J, JZ1J, JZ1K, JZ1S) (96 kW) Eng.F9Q 870, F9Q 872 2/09-1/70 | | | | | | | | | | | | | | | | | |
| 19-2872 | | F | | | | | 42 | 80 | | | | | | | | 39 | |
| 19-2873 | | F | | | | | 45 | 83 | | | | | | | | 39 | |
| 2.0 16V (101 kW) Eng.M4R 711 12/08-1/70 | | | | | | | | | | | | | | | | | |
| 19-2872 | | F | | | | | 42 | 80 | | | | | | | | 39 | |
| 2.0 16V (JZ0G, JZ0P, JZ1E, JZ1P) (103 kW) Eng.M4R 710, M4R 711, M4R 713 2/09-1/70 | | | | | | | | | | | | | | | | | |
| 19-2872 | | F | | | | | 42 | 80 | | | | | | | | 39 | |
| 2.0 dCi (JZ0L) (118 kW) Eng.M9R 610 4/09-1/70 | | | | | | | | | | | | | | | | | |
| 19-2873 | | F | | | | | 45 | 83 | | | | | | | | 39 | |
| 2.0 dCi (JZ0Y, JZ26) (110 kW) Eng.M9R 615 2/09-1/70 | | | | | | | | | | | | | | | | | |
| 19-2873 | | F | | | | | 45 | 83 | | | | | | | | 39 | |
| Scenic IV (J9_) 9/16-1/70 | | | | | | | | | | | | | | | | | |
| 1.2 TCe 115 (85 kW) Eng.H5F 408 9/16-1/70 | | | | | | | | | | | | | | | | | |
| 19-8136 | | F | | | | | 29 | | | | | | | | | | with Nut |
| 1.2 TCe 130 (96 kW) Eng.H5F 408 9/16-1/70 | | | | | | | | | | | | | | | | | |
| 19-8136 | | F | | | | | 29 | | | | | | | | | | with Nut |

RENAULT

| METELLI ref | Spare Parts | | F/R | L/R | | ABS | A | B | C | D | E | F | G | H | I | L | M | Fig | NOTE |
|--|-------------|--|-----|-----|--|-----|---|----|----|-----|---|---|---|---|---|----|------|-----|----------|
| 1.3 TCe 115 (85 kW) Eng.H5H 450, H5H 470 1/18-1/70 | | | | | | | | | | | | | | | | | | | |
| 19-8136 | | | F | | | | | 29 | | | | | | | | | | | with Nut |
| 1.3 TCe 140 (103 kW) Eng.H5H 450, H5H 470 1/18-1/70 | | | | | | | | | | | | | | | | | | | |
| 19-8136 | | | F | | | | | 29 | | | | | | | | | | | with Nut |
| 1.3 TCe 160 (120 kW) Eng.H5H 450 1/18-1/70 | | | | | | | | | | | | | | | | | | | |
| 19-8136 | | | F | | | | | 29 | | | | | | | | | | | with Nut |
| 1.3 TCe 160 (J9NC) (117 kW) Eng.H5H 470 9/18-1/70 | | | | | | | | | | | | | | | | | | | |
| 19-8136 | | | F | | | | | 29 | | | | | | | | | | | with Nut |
| 1.5 dCi 110 (81 kW) Eng.K9K 646, K9K 647 9/16-1/70 | | | | | | | | | | | | | | | | | | | |
| 19-8136 | | | F | | | | | 29 | | | | | | | | | | | with Nut |
| 1.5 dCi 110 Hybrid Assist (81 kW) Eng.K9K 500, K9K 502 4/17-1/70 | | | | | | | | | | | | | | | | | | | |
| 19-8136 | | | F | | | | | 29 | | | | | | | | | | | with Nut |
| 1.5 dCi 95 (70 kW) Eng.K9K 646, K9K 846 9/16-1/70 | | | | | | | | | | | | | | | | | | | |
| 19-8136 | | | F | | | | | 29 | | | | | | | | | | | with Nut |
| 1.6 dCi 130 (96 kW) Eng.R9M 409 9/16-1/70 | | | | | | | | | | | | | | | | | | | |
| 19-8136 | | | F | | | | | 29 | | | | | | | | | | | with Nut |
| 1.6 dCi 160 (118 kW) Eng.R9M 452 9/16-1/70 | | | | | | | | | | | | | | | | | | | |
| 19-8136 | | | F | | | | | 29 | | | | | | | | | | | with Nut |
| 1.7 dCi 120 (J9A7, J9A8) (88 kW) Eng.R9N 400, R9N 401 8/18-1/70 | | | | | | | | | | | | | | | | | | | |
| 19-8136 | | | F | | | | | 29 | | | | | | | | | | | with Nut |
| 1.7 dCi 150 (J9A7, J9A8) (110 kW) Eng.R9N 400, R9N 401 8/18-1/70 | | | | | | | | | | | | | | | | | | | |
| 19-8136 | | | F | | | | | 29 | | | | | | | | | | | with Nut |
| Sport Spider (EF0_) 3/95-10/99 | | | | | | | | | | | | | | | | | | | |
| 2.0 (108 kW) Eng.F7R 710 12/95-8/96 | | | | | | | | | | | | | | | | | | | |
| 19-2197 | | | F/R | | | | | | 78 | 108 | | | | | | 31 | 41,5 | | |

RENAULT

| METELLI ref | Spare Parts | | F/R | L/R | | | ABS | A | B | C | D | E | F | G | H | I | L | M | Fig | NOTE |
|---|-------------|--|-----|-----|--|--|-----|---|---|----|-----|---|---|---|---|---|----|------|-----|------|
| 2.0 16V (110 kW) Eng.F7R 710 3/95-10/99 | | | | | | | | | | | | | | | | | | | | |
| 19-2197 | | | F/R | | | | | | | 78 | 108 | | | | | | 31 | 41,5 | | |
| Super 5 (B/C40_) 10/84-12/96 | | | | | | | | | | | | | | | | | | | | |
| 1.0 (B/C/400) (30 kW) Eng.C1C 700 (10.84-.) 10/84-10/88 | | | | | | | | | | | | | | | | | | | | |
| 19-2196 | | | F | | | | | | | 35 | 65 | | | | | | | 35 | | |
| 19-2665 | | | R | | | | | | | 25 | 52 | | | | | | | 37 | | |
| 1.1 (35 kW) Eng.C1E 750 (-.06.90) 10/89-12/90 | | | | | | | | | | | | | | | | | | | | |
| 19-2665 | | | R | | | | | | | 25 | 52 | | | | | | | 37 | | |
| 1.1 (B/C/401, B/C40H) (33 kW) Eng.C1E 750 (-.07.89), C1E 752 (-.06.89), C1E 756 (01. 1/86-3/95) | | | | | | | | | | | | | | | | | | | | |
| 19-2196 | | | F | | | | | | | 35 | 65 | | | | | | | 35 | | |
| 19-2665 | | | R | | | | | | | 25 | 52 | | | | | | | 37 | | |
| 1.1 (B/C/401) (34 kW) Eng.C1E 750 (-.10.88), C1E 752 (-.10.88), C1E 754 (-.1 10/84-10/88) | | | | | | | | | | | | | | | | | | | | |
| 19-2196 | | | F | | | | | | | 35 | 65 | | | | | | | 35 | | |
| 19-2665 | | | R | | | | | | | 25 | 52 | | | | | | | 37 | | |
| 1.2 (B/C40F) (40 kW) Eng.C1G 702, C1G 720, C1G 722 1/87-8/90 | | | | | | | | | | | | | | | | | | | | |
| 19-2665 | | | R | | | | | | | 25 | 52 | | | | | | | 37 | | |
| 1.4 (B/C402) (43 kW) Eng.C1J 768 (-.06.88), C1J 780 (-.06.88) 10/84-6/88 | | | | | | | | | | | | | | | | | | | | |
| 19-2196 | | | F | | | | | | | 35 | 65 | | | | | | | 35 | | |
| 19-2665 | | | R | | | | | | | 25 | 52 | | | | | | | 37 | | |
| 1.4 (B/C403) (52 kW) Eng.C2J 700 (06.87-.), C2J 780 (10.84-07.89), C2J 781, 10/84-7/89 | | | | | | | | | | | | | | | | | | | | |
| 19-2196 | | | F | | | | | | | 35 | 65 | | | | | | | 35 | | |
| 19-2665 | | | R | | | | | | | 25 | 52 | | | | | | | 37 | | |
| 1.4 (B/C40J) (49 kW) Eng.C2J 782 (07.87-07.89) 6/87-7/89 | | | | | | | | | | | | | | | | | | | | |
| 19-2196 | | | F | | | | | | | 35 | 65 | | | | | | | 35 | | |
| 19-2665 | | | R | | | | | | | 25 | 52 | | | | | | | 37 | | |
| 1.4 (B/C40M) (44 kW) Eng.C2J 784 (-.08.90) 6/87-8/90 | | | | | | | | | | | | | | | | | | | | |
| 19-2196 | | | F | | | | | | | 35 | 65 | | | | | | | 35 | | |
| 19-2665 | | | R | | | | | | | 25 | 52 | | | | | | | 37 | | |

RENAULT

| METELLI ref | Spare Parts | | F/R | L/R | | | ABS | A | B | C | D | E | F | G | H | I | L | M | Fig | NOTE | |
|--|-------------|--|-----|-----|--|--|-----|---|----|----|----|-----|---|---|---|---|---|---|------|----------|---------|
| 1.4 Cat (B/C/407) (43 kW) Eng.C3J 700, C3J 702 (08.88-), C3J 760 (-.08.91) 10/85-12/96 | | | | | | | | | | | | | | | | | | | | | |
| 19-2196 | | | F | | | | | | | 35 | 65 | | | | | | | | 35 | | |
| 19-2665 | | | R | | | | | | | 25 | 52 | | | | | | | | 37 | | |
| 1.4 Turbo (C405) (88 kW) Eng.C1J 782 (10.86-08.90), C1J 784 (07.86-08.90), C1J 4/85-8/90 | | | | | | | | | | | | | | | | | | | | | |
| 19-2196 | | | F | | | | | | | 35 | 65 | | | | | | | | 35 | | |
| 19-2614 | | | R | | | | | | | 25 | 52 | | | | | | | | 37 | | |
| 1.4 Turbo GT (C405) (118 kW) Eng.840 730 (01.85-01.85) 1/85-5/91 | | | | | | | | | | | | | | | | | | | | | |
| 19-2614 | | | R | | | | | | | 25 | 52 | | | | | | | | 37 | | |
| 1.6 D (40 kW) Eng.F8M 730 4/85-12/90 | | | | | | | | | | | | | | | | | | | | | |
| 19-2665 | | | R | | | | | | | 25 | 52 | | | | | | | | 37 | | |
| 1.6 D (B/C/404) (40 kW) Eng.F8M 720 (08.85-09.87), F8M 730 (10.87-07.89) 8/85-12/96 | | | | | | | | | | | | | | | | | | | | | |
| 19-2196 | | | F | | | | | | | 35 | 65 | | | | | | | | 35 | | |
| 19-2665 | | | R | | | | | | | 25 | 52 | | | | | | | | 37 | | |
| 1.7 (66 kW) Eng.F2N 740 9/88-9/90 | | | | | | | | | | | | | | | | | | | | | |
| 19-2665 | | | R | | | | | | | 25 | 52 | | | | | | | | 37 | | |
| 1.7 (B/C408) (54 kW) Eng.F3N 716 (10.86-), F3N 717 (10.86-) 10/86-3/95 | | | | | | | | | | | | | | | | | | | | | |
| 19-2196 | | | F | | | | | | | 35 | 65 | | | | | | | | 35 | | |
| 19-2665 | | | R | | | | | | | 25 | 52 | | | | | | | | 37 | | |
| 1.7 (B/C40K, B/C40G) (64 kW) Eng.F2N 740 (06.87-), F2N 742 (06.87-) 6/87-3/95 | | | | | | | | | | | | | | | | | | | | | |
| 19-2196 | | | F | | | | | | | 35 | 65 | | | | | | | | 35 | | |
| 19-2665 | | | R | | | | | | | 25 | 52 | | | | | | | | 37 | | |
| 1.7 i (C409) (69 kW) Eng.F3N 702 (10.86-), F3N 722 (10.86-08.91) 10/86-8/91 | | | | | | | | | | | | | | | | | | | | | |
| 19-2196 | | | F | | | | | | | 35 | 65 | | | | | | | | 35 | | |
| 19-2665 | | | R | | | | | | | 25 | 52 | | | | | | | | 37 | | |
| Talisman (L2M_) 6/15-1/70 | | | | | | | | | | | | | | | | | | | | | |
| 1.5 dCi 110 (81 kW) Eng.K9K 646, K9K 647 11/15-1/70 | | | | | | | | | | | | | | | | | | | | | |
| 19-8136 | | | F | | | | | | 29 | | | | | | | | | | | with Nut | |
| 19-8145 | | | F | | | | | | 29 | | 85 | 136 | | | | | | | 79,5 | 47 | w/o Nut |

RENAULT

| METELLI ref | Spare Parts | | F/R | L/R | | ABS | A | B | C | D | E | F | G | H | I | L | M | Fig | NOTE |
|--|-------------|--|-----|-----|--|-----|---|----|----|----|-----|---|---|---|------|----|---|-----|------------|
| 1.6 dCi 130 (96 kW) Eng.R9M 409 11/15-1/70 | | | | | | | | | | | | | | | | | | | |
| 19-8136 | | | F | | | | | 29 | | | | | | | | | | | with Nut |
| 19-8145 | | | F | | | | | 29 | | 85 | 136 | | | | 79,5 | 47 | | | w/o Nut |
| Talisman Grandtour (KP_) 3/16-1/70 | | | | | | | | | | | | | | | | | | | |
| 1.5 dCi 110 (81 kW) Eng.K9K 646, K9K 647, K9K 648, K9K 649 3/16-1/70 | | | | | | | | | | | | | | | | | | | |
| 19-8136 | | | F | | | | | 29 | | | | | | | | | | | with Nut |
| 1.6 dCi 130 (96 kW) Eng.R9M 409 3/16-1/70 | | | | | | | | | | | | | | | | | | | |
| 19-8136 | | | F | | | | | 29 | | | | | | | | | | | with Nut |
| 1.6 dCi 160 (118 kW) Eng.R9M 452, R9M 453 3/16-1/70 | | | | | | | | | | | | | | | | | | | |
| 19-8136 | | | F | | | | | 29 | | | | | | | | | | | with Nut |
| 1.6 TCe 150 (110 kW) Eng.M5M 450 3/16-1/70 | | | | | | | | | | | | | | | | | | | |
| 19-8136 | | | F | | | | | 29 | | | | | | | | | | | with Nut |
| 1.6 TCe 200 (147 kW) Eng.M5M 450 3/16-1/70 | | | | | | | | | | | | | | | | | | | |
| 19-8136 | | | F | | | | | 29 | | | | | | | | | | | with Nut |
| 1.7 Blue dCi 120 (88 kW) Eng.R9N 401 9/18-1/70 | | | | | | | | | | | | | | | | | | | |
| 19-8136 | | | F | | | | | 29 | | | | | | | | | | | with Nut |
| 1.7 Blue dCi 150 (110 kW) Eng.R9N 401 9/18-1/70 | | | | | | | | | | | | | | | | | | | |
| 19-8136 | | | F | | | | | 29 | | | | | | | | | | | with Nut |
| 1.8 TCe 225 (165 kW) Eng.M5P 403 9/18-1/70 | | | | | | | | | | | | | | | | | | | |
| 19-8136 | | | F | | | | | 29 | | | | | | | | | | | with Nut |
| Thalia I (LB_)/ Symbol 2/98-1/70 | | | | | | | | | | | | | | | | | | | |
| 1.2 16V (55 kW) Eng.D4F 706, D4F 712, D4F 728 4/02-1/70 | | | | | | | | | | | | | | | | | | | |
| 19-2196 | | | F | | | | | | 35 | 65 | | | | | | | | 35 | |
| 19-2665 | | | R | | | | | | 25 | 52 | | | | | | | | 37 | Brake drum |
| 1.4 (55 kW) Eng.K7J 700 8/00-1/70 | | | | | | | | | | | | | | | | | | | |
| 19-2665 | | | R | | | | | | 25 | 52 | | | | | | | | 37 | Brake drum |

RENAULT

| METELLI ref | Spare Parts | | F/R | L/R | | | ABS | A | B | C | D | E | F | G | H | I | L | M | Fig | NOTE |
|--|-------------|--|-----|-----|--|--|-----|---|---|----|----|---|---|---|---|---|---|----|-----|-----------------|
| 1.4 (72 kW) Eng.K7J 700 5/00-2/09 | | | | | | | | | | | | | | | | | | | | |
| 19-2665 | | | R | | | | | | | 25 | 52 | | | | | | | 37 | | Rear Drum Brake |
| 1.4 16V (72 kW) Eng.K4J 712 8/00-1/70 | | | | | | | | | | | | | | | | | | | | |
| 19-2196 | | | F | | | | | | | 35 | 65 | | | | | | | 35 | | |
| 19-2350 | | | F | | | | | | | 37 | 72 | | | | | | | 37 | | |
| 19-2665 | | | R | | | | | | | 25 | 52 | | | | | | | 37 | | Brake drum |
| 1.5 dCi (47 kW) Eng.K9K 740 6/05-1/70 | | | | | | | | | | | | | | | | | | | | |
| 19-2196 | | | F | | | | | | | 35 | 65 | | | | | | | 35 | | |
| 19-2350 | | | F | | | | | | | 37 | 72 | | | | | | | 37 | | |
| 19-2665 | | | R | | | | | | | 25 | 52 | | | | | | | 37 | | Brake drum |
| 1.5 dCi (48 kW) Eng.K9K 700 4/02-1/70 | | | | | | | | | | | | | | | | | | | | |
| 19-2196 | | | F | | | | | | | 35 | 65 | | | | | | | 35 | | |
| 19-2350 | | | F | | | | | | | 37 | 72 | | | | | | | 37 | | |
| 19-2665 | | | R | | | | | | | 25 | 52 | | | | | | | 37 | | Brake drum |
| 1.5 dCi (50 kW) Eng.K9K 700, K9K 714 2/03-1/70 | | | | | | | | | | | | | | | | | | | | |
| 19-2196 | | | F | | | | | | | 35 | 65 | | | | | | | 35 | | |
| 19-2350 | | | F | | | | | | | 37 | 72 | | | | | | | 37 | | |
| 19-2665 | | | R | | | | | | | 25 | 52 | | | | | | | 37 | | Brake drum |
| 1.5 dCi (58 kW) Eng.K9K 706 4/04-11/09 | | | | | | | | | | | | | | | | | | | | |
| 19-2350 | | | F | | | | | | | 37 | 72 | | | | | | | 37 | | Brake disc |
| 19-2665 | | | R | | | | | | | 25 | 52 | | | | | | | 37 | | Rear Drum Brake |
| 1.5 dCi (60 kW) Eng.K9K 706 6/01-2/09 | | | | | | | | | | | | | | | | | | | | |
| 19-2196 | | | F | | | | | | | 35 | 65 | | | | | | | 35 | | |
| 19-2350 | | | F | | | | | | | 37 | 72 | | | | | | | 37 | | |
| 19-2665 | | | R | | | | | | | 25 | 52 | | | | | | | 37 | | Brake drum |
| 1.5 dCi (62 kW) Eng.K9K 718 6/01-2/09 | | | | | | | | | | | | | | | | | | | | |
| 19-2665 | | | R | | | | | | | 25 | 52 | | | | | | | 37 | | Rear Drum Brake |
| 1.6 (66 kW) Eng.K7M 746 3/98-1/70 | | | | | | | | | | | | | | | | | | | | |
| 19-2350 | | | F | | | | | | | 37 | 72 | | | | | | | 37 | | Brake disc |

RENAULT

| METELLI ref | Spare Parts | | F/R | L/R | | | ABS | A | B | C | D | E | F | G | H | I | L | M | Fig | NOTE |
|---|-------------|--|-----|-----|--|--|-----|---|---|----|----|---|---|---|---|---|----|---|-----|-----------------|
| 19-2665 | | | R | | | | | | | 25 | 52 | | | | | | 37 | | | Rear Drum Brake |
| 1.6 16V (79 kW) Eng.K4M 740 7/00-2/09 | | | | | | | | | | | | | | | | | | | | |
| 19-2350 | | | F | | | | | | | 37 | 72 | | | | | | 37 | | | |
| 19-2665 | | | R | | | | | | | 25 | 52 | | | | | | 37 | | | Rear Drum Brake |
| 1.6 Authentique Hi-Flex (LB2K) (86 kW) Eng.K4M 736, K4M 742, K4M 743 11/04-2/09 | | | | | | | | | | | | | | | | | | | | |
| 19-2350 | | | F | | | | | | | 37 | 72 | | | | | | 37 | | | Brake disc |
| 19-2665 | | | R | | | | | | | 25 | 52 | | | | | | 37 | | | Rear Drum Brake |
| 1.9 D (48 kW) Eng.F8Q 630 2/98-5/01 | | | | | | | | | | | | | | | | | | | | |
| 19-2350 | | | F | | | | | | | 37 | 72 | | | | | | 37 | | | Brake disc |
| 19-2665 | | | R | | | | | | | 25 | 52 | | | | | | 37 | | | Rear Drum Brake |
| Thalia II (LU1/2_)/ Symbol 9/08-1/70 | | | | | | | | | | | | | | | | | | | | |
| 1.2 16V (LU2V) (55 kW) Eng.D4F 728 9/08-6/14 | | | | | | | | | | | | | | | | | | | | |
| 19-2665 | | | R | | | | | | | 25 | 52 | | | | | | 37 | | | Rear Drum Brake |
| 1.2 LPG (55 kW) Eng.D4F 728 1/10-12/13 | | | | | | | | | | | | | | | | | | | | |
| 19-2665 | | | R | | | | | | | 25 | 52 | | | | | | 37 | | | Rear Drum Brake |
| 1.4 (55 kW) Eng.K7J 700 9/08-6/14 | | | | | | | | | | | | | | | | | | | | |
| 19-2665 | | | R | | | | | | | 25 | 52 | | | | | | 37 | | | Rear Drum Brake |
| 1.4 (72 kW) Eng.K4J 712 1/09-12/11 | | | | | | | | | | | | | | | | | | | | |
| 19-2350 | | | F | | | | | | | 37 | 72 | | | | | | 37 | | | |
| 19-2665 | | | R | | | | | | | 25 | 52 | | | | | | 37 | | | Rear Drum Brake |
| 1.5 dCi (47 kW) Eng.K9K 740 9/08-1/70 | | | | | | | | | | | | | | | | | | | | |
| 19-2350 | | | F | | | | | | | 37 | 72 | | | | | | 37 | | | |
| 19-2665 | | | R | | | | | | | 25 | 52 | | | | | | 37 | | | Rear Drum Brake |
| 1.5 dCi (48 kW) Eng.K9K 700 1/09-1/70 | | | | | | | | | | | | | | | | | | | | |
| 19-2350 | | | F | | | | | | | 37 | 72 | | | | | | 37 | | | |
| 19-2665 | | | R | | | | | | | 25 | 52 | | | | | | 37 | | | Rear Drum Brake |
| 1.5 dCi (62 kW) Eng.K9K 718 9/08-1/70 | | | | | | | | | | | | | | | | | | | | |
| 19-2350 | | | F | | | | | | | 37 | 72 | | | | | | 37 | | | |

RENAULT

| METELLI ref | Spare Parts | | F/R | L/R | | ABS | A | B | C | D | E | F | G | H | I | L | M | Fig | NOTE |
|---|-------------|--|-----|-----|--|-----|---|---|----|----|---|---|---|---|---|----|---|-----|-----------------|
| 19-2665 | | | R | | | | | | 25 | 52 | | | | | | 37 | | | Rear Drum Brake |
| 1.5 dCi (66 kW) Eng.K9K 834 1/09-1/70 | | | | | | | | | | | | | | | | | | | |
| 19-2350 | | | F | | | | | | 37 | 72 | | | | | | 37 | | | |
| 19-2665 | | | R | | | | | | 25 | 52 | | | | | | 37 | | | Rear Drum Brake |
| 1.6 16V (77 kW) Eng.K4M 743 9/08-1/70 | | | | | | | | | | | | | | | | | | | |
| 19-2350 | | | F | | | | | | 37 | 72 | | | | | | 37 | | | |
| 19-2665 | | | R | | | | | | 25 | 52 | | | | | | 37 | | | Rear Drum Brake |
| 1.6 16v (79 kW) Eng.K4M 744, K4M 745 1/09-1/70 | | | | | | | | | | | | | | | | | | | |
| 19-2350 | | | F | | | | | | 37 | 72 | | | | | | 37 | | | Brake disc |
| 19-2665 | | | R | | | | | | 25 | 52 | | | | | | 37 | | | Rear Drum Brake |
| Thalia III (L8_)/ Symbol 11/12-1/70 | | | | | | | | | | | | | | | | | | | |
| 0.9 TCe (66 kW) Eng.H4B 400 6/14-1/70 | | | | | | | | | | | | | | | | | | | |
| 19-2350 | | | F | | | | | | 37 | 72 | | | | | | 37 | | | |
| 19-2665 | | | R | | | | | | 25 | 52 | | | | | | 37 | | | Rear Drum Brake |
| 1.2 16V (55 kW) Eng.D4F 732 12/13-1/70 | | | | | | | | | | | | | | | | | | | |
| 19-2665 | | | R | | | | | | 25 | 52 | | | | | | 37 | | | Rear Drum Brake |
| 1.5 dCi (55 kW) Eng.K9K 612 7/14-1/70 | | | | | | | | | | | | | | | | | | | |
| 19-2350 | | | F | | | | | | 37 | 72 | | | | | | 37 | | | |
| 19-2665 | | | R | | | | | | 25 | 52 | | | | | | 37 | | | Rear Drum Brake |
| 1.5 dCi (66 kW) Eng.K9K 612, K9K 626 12/13-1/70 | | | | | | | | | | | | | | | | | | | |
| 19-2350 | | | F | | | | | | 37 | 72 | | | | | | 37 | | | |
| 19-2665 | | | R | | | | | | 25 | 52 | | | | | | 37 | | | Rear Drum Brake |
| 1.5 dCi (70 kW) Eng.K9K 872 11/19-1/70 | | | | | | | | | | | | | | | | | | | |
| 19-2350 | | | F | | | | | | 37 | 72 | | | | | | 37 | | | |
| 19-2665 | | | R | | | | | | 25 | 52 | | | | | | 37 | | | Rear Drum Brake |
| 1.6 16V (77 kW) Eng.K4M 842 12/13-1/70 | | | | | | | | | | | | | | | | | | | |
| 19-2350 | | | F | | | | | | 37 | 72 | | | | | | 37 | | | |

RENAULT

| METELLI ref | Spare Parts | | F/R | L/R | | | ABS | A | B | C | D | E | F | G | H | I | L | M | Fig | NOTE |
|--|-------------|--|-----|-----|--|--|-----|---|---|----|----|---|---|---|---|---|----|---|-----|-----------------|
| 19-2665 | | | R | | | | | | | 25 | 52 | | | | | | 37 | | | Rear Drum Brake |
| Twingo I (C06_) 3/93-6/07 | | | | | | | | | | | | | | | | | | | | |
| 1.2 (C063, C064) (40 kW) Eng.C3G 700 (03.93-), C3G 702 (10.94-) 3/93-10/96 | | | | | | | | | | | | | | | | | | | | |
| 19-2196 | | | F | | | | | | | 35 | 65 | | | | | | 35 | | | |
| 19-2665 | | | R | | | | | | | 25 | 52 | | | | | | 37 | | | |
| 1.2 (C066, C068) (43 kW) Eng.D7F 700 (05.96-), D7F 701 (05.96-), D7F 702, D7F 5/96-6/07 | | | | | | | | | | | | | | | | | | | | |
| 19-2196 | | | F | | | | | | | 35 | 65 | | | | | | 35 | | | |
| 19-2665 | | | R | | | | | | | 25 | 52 | | | | | | 37 | | | |
| 1.2 (C067) (40 kW) Eng.D7F 700 (05.96-), D7F 701 (05.96-) 5/96-3/07 | | | | | | | | | | | | | | | | | | | | |
| 19-2196 | | | F | | | | | | | 35 | 65 | | | | | | 35 | | | |
| 19-2665 | | | R | | | | | | | 25 | 52 | | | | | | 37 | | | |
| 1.2 16V (C060) (44 kW) Eng.D4F 708 8/04-6/07 | | | | | | | | | | | | | | | | | | | | |
| 19-2196 | | | F | | | | | | | 35 | 65 | | | | | | 35 | | | |
| 19-2665 | | | R | | | | | | | 25 | 52 | | | | | | 37 | | | |
| 1.2 16V (C06C, C06D, C06K) (55 kW) Eng.D4F 702 1/01-6/07 | | | | | | | | | | | | | | | | | | | | |
| 19-2196 | | | F | | | | | | | 35 | 65 | | | | | | 35 | | | |
| 19-2665 | | | R | | | | | | | 25 | 52 | | | | | | 37 | | | |
| 1.2 LPG (44 kW) Eng.D7F 702, D7F 708 10/03-6/07 | | | | | | | | | | | | | | | | | | | | |
| 19-2665 | | | R | | | | | | | 25 | 52 | | | | | | 37 | | | |
| Twingo II (CN0_) 3/07-1/70 | | | | | | | | | | | | | | | | | | | | |
| 1.2 (CN0D) (43 kW) Eng.D7F 800 3/07-9/14 | | | | | | | | | | | | | | | | | | | | |
| 19-2347 | | | F | | | | | | | 37 | 72 | | | | | | 37 | | | |
| 19-2665 | | | R | | | | | | | 25 | 52 | | | | | | 37 | | | Brake drum |
| 1.2 16V (55 kW) Eng.D4F 764 3/08-1/70 | | | | | | | | | | | | | | | | | | | | |
| 19-2347 | | | F | | | | | | | 37 | 72 | | | | | | 37 | | | |
| 19-2665 | | | R | | | | | | | 25 | 52 | | | | | | 37 | | | Rear Drum Brake |

RENAULT

| METELLI ref | Spare Parts | | F/R | L/R | | | ABS | A | B | C | D | E | F | G | H | I | L | M | Fig | NOTE |
|--|-------------|--|-----|-----|--|--|-----|---|---|----|----|---|---|---|---|---|---|---|-----|------------|
| 1.2 16V (CN04, CN0A, CN0B) (55 kW) Eng.D4F 764, D4F 770, D4F 772 3/07-9/14 | | | | | | | | | | | | | | | | | | | | |
| 19-2347 | | | F | | | | | | | 37 | 72 | | | | | | | | 37 | |
| 19-2665 | | | R | | | | | | | 25 | 52 | | | | | | | | 37 | Brake drum |
| 1.2 16V (CN0K, CN0V) (56 kW) Eng.D4F 772 3/07-1/70 | | | | | | | | | | | | | | | | | | | | |
| 19-2347 | | | F | | | | | | | 37 | 72 | | | | | | | | 37 | |
| 19-2665 | | | R | | | | | | | 25 | 52 | | | | | | | | 37 | Brake drum |
| 1.2 TCe 100 (CN0P) (75 kW) Eng.D4F 780, D4F 782 2/11-1/70 | | | | | | | | | | | | | | | | | | | | |
| 19-2347 | | | F | | | | | | | 37 | 72 | | | | | | | | 37 | |
| 19-2665 | | | R | | | | | | | 25 | 52 | | | | | | | | 37 | Brake drum |
| 1.2 Turbo (CN0C, CN0F) (74 kW) Eng.D4F 780, D4F 782 3/07-9/14 | | | | | | | | | | | | | | | | | | | | |
| 19-2347 | | | F | | | | | | | 37 | 72 | | | | | | | | 37 | |
| 19-2665 | | | R | | | | | | | 25 | 52 | | | | | | | | 37 | Brake drum |
| 1.5 dCi (CN0E) (47 kW) Eng.K9K 740 3/07-9/14 | | | | | | | | | | | | | | | | | | | | |
| 19-2347 | | | F | | | | | | | 37 | 72 | | | | | | | | 37 | |
| 19-2665 | | | R | | | | | | | 25 | 52 | | | | | | | | 37 | Brake drum |
| 1.5 dCi (CN0U) (62 kW) Eng.K9K 718 4/08-9/14 | | | | | | | | | | | | | | | | | | | | |
| 19-2347 | | | F | | | | | | | 37 | 72 | | | | | | | | 37 | |
| 19-2665 | | | R | | | | | | | 25 | 52 | | | | | | | | 37 | Brake drum |
| 1.5 dCi 75 (55 kW) Eng.K9K 820 10/10-1/70 | | | | | | | | | | | | | | | | | | | | |
| 19-2347 | | | F | | | | | | | 37 | 72 | | | | | | | | 37 | |
| 19-2665 | | | R | | | | | | | 25 | 52 | | | | | | | | 37 | Brake drum |
| 1.5 dCi 90 (63 kW) Eng.K9K 820 10/10-1/70 | | | | | | | | | | | | | | | | | | | | |
| 19-2347 | | | F | | | | | | | 37 | 72 | | | | | | | | 37 | |
| 19-2665 | | | R | | | | | | | 25 | 52 | | | | | | | | 37 | Brake drum |
| 1.6 RS (CN0N, CN0R, CN0S) (98 kW) Eng.K4M 854 5/08-9/14 | | | | | | | | | | | | | | | | | | | | |
| 19-2348 | | | F | | | | | | | 42 | 77 | | | | | | | | 39 | |
| 19-2734 | | | R | | | | | | | 25 | 55 | | | | | | | | 45 | Brake disc |

RENAULT

| METELLI ref | Spare Parts | F/R | L/R | ABS | A | B | C | D | E | F | G | H | I | L | M | Fig | NOTE |
|---|-------------|-----|-----|-----|---|----|----|----|-----|---|---|---|---|----|---|-----|------------|
| Twingo III (BCM_) 9/14-1/70 | | | | | | | | | | | | | | | | | |
| 0.9 TCe 110 (80 kW) Eng.H4B 401 11/16-1/70 | | | | | | | | | | | | | | | | | |
| 19-8168 | | R | | | | 33 | 25 | | 121 | | | | | 83 | | | Brake drum |
| 19-8178 | | F | | | | | 37 | 72 | | | | | | 37 | | | |
| 0.9 TCe 90 (66 kW) Eng.H4B 401 9/14-1/70 | | | | | | | | | | | | | | | | | |
| 19-8168 | | R | | | | 33 | 25 | | 121 | | | | | 83 | | | Brake drum |
| 19-8178 | | F | | | | | 37 | 72 | | | | | | 37 | | | |
| 0.9 TCe 90 LPG (BCMD) (66 kW) Eng.H4B 451 8/18-1/70 | | | | | | | | | | | | | | | | | |
| 19-8168 | | R | | | | 33 | 25 | | 121 | | | | | 83 | | | |
| 19-8178 | | F | | | | | 37 | 72 | | | | | | 37 | | | |
| 0.9 TCe 95 (68 kW) Eng.H4B 453 3/19-1/70 | | | | | | | | | | | | | | | | | |
| 19-8168 | | R | | | | 33 | 25 | | 121 | | | | | 83 | | | Brake drum |
| 19-8178 | | F | | | | | 37 | 72 | | | | | | 37 | | | Brake disc |
| 1.0 SCe 65 (48 kW) Eng.B4D 403 3/19-1/70 | | | | | | | | | | | | | | | | | |
| 19-8168 | | R | | | | 33 | 25 | | 121 | | | | | 83 | | | Brake drum |
| 19-8178 | | F | | | | | 37 | 72 | | | | | | 37 | | | |
| 1.0 SCe 70 (51 kW) Eng.H4D 400 9/15-1/70 | | | | | | | | | | | | | | | | | |
| 19-8168 | | R | | | | 33 | 25 | | 121 | | | | | 83 | | | |
| 19-8178 | | F | | | | | 37 | 72 | | | | | | 37 | | | |
| 1.0 SCe 70 (52 kW) Eng.H4D 400 9/14-1/70 | | | | | | | | | | | | | | | | | |
| 19-8168 | | R | | | | 33 | 25 | | 121 | | | | | 83 | | | |
| 19-8178 | | F | | | | | 37 | 72 | | | | | | 37 | | | |
| 1.0 SCe 75 (54 kW) Eng.B4D 403 3/19-1/70 | | | | | | | | | | | | | | | | | |
| 19-8168 | | R | | | | 33 | 25 | | 121 | | | | | 83 | | | Brake drum |
| 19-8178 | | F | | | | | 37 | 72 | | | | | | 37 | | | |
| Z.E: (60 kW) Eng.5AL 605 5/20-1/70 | | | | | | | | | | | | | | | | | |
| 19-8168 | | R | | | | 33 | 25 | | 121 | | | | | 83 | | | |

RENAULT

| METELLI ref | Spare Parts | F/R | L/R | ABS | A | B | C | D | E | F | G | H | I | L | M | Fig | NOTE |
|---|-------------|-----|-----|-----|---|---|----|----|---|---|---|---|---|----|---|-----|------|
| 19-8178 | | F | | | | | 37 | 72 | | | | | | 37 | | | |
| Twizy (MAM_) 4/12-1/70 | | | | | | | | | | | | | | | | | |
| 45 (4 kW) Eng.3CG 400 4/12-1/70 | | | | | | | | | | | | | | | | | |
| 19-2665 | | F | | | | | 25 | 52 | | | | | | 37 | | | |
| 80 (8 kW) Eng.3CG 400 4/12-1/70 | | | | | | | | | | | | | | | | | |
| 19-2665 | | F | | | | | 25 | 52 | | | | | | 37 | | | |
| 80 (9 kW) Eng.3CG 400 6/20-1/70 | | | | | | | | | | | | | | | | | |
| 19-2665 | | F | | | | | 25 | 52 | | | | | | 37 | | | |
| 80 (13 kW) Eng.3CG 401 4/12-1/70 | | | | | | | | | | | | | | | | | |
| 19-2665 | | F | | | | | 25 | 52 | | | | | | 37 | | | |
| Vel Satis (BJ0_) 6/02-1/70 | | | | | | | | | | | | | | | | | |
| 2.0 16 V Turbo (125 kW) Eng.F4R 766, F4R 767 4/04-1/70 | | | | | | | | | | | | | | | | | |
| 19-2349 | | F | | | | | 45 | 88 | | | | | | 39 | | | |
| 2.0 16V Turbo (BJ0K) (120 kW) Eng.F4R 762, F4R 763 6/02-8/09 | | | | | | | | | | | | | | | | | |
| 19-2349 | | F | | | | | 45 | 88 | | | | | | 39 | | | |
| 2.0 dCi (BJ03, BJ0B) (127 kW) Eng.M9R 760, M9R 762, M9R 763 1/06-1/70 | | | | | | | | | | | | | | | | | |
| 19-2349 | | F | | | | | 45 | 88 | | | | | | 39 | | | |
| 2.0 dCi (BJ03) (110 kW) Eng.M9R 760 8/05-1/70 | | | | | | | | | | | | | | | | | |
| 19-2349 | | F | | | | | 45 | 88 | | | | | | 39 | | | |
| 2.0 Turbo (108 kW) Eng.F4R 867 4/05-1/70 | | | | | | | | | | | | | | | | | |
| 19-2349 | | F | | | | | 45 | 88 | | | | | | 39 | | | |
| 2.2 dCi (BJ0E, BJ0F, BJ0G, BJ0H) (102 kW) Eng.G9T 600, G9T 606, G9T 607, G9T 700, G9T 702 9/04-1/70 | | | | | | | | | | | | | | | | | |
| 19-2349 | | F | | | | | 45 | 88 | | | | | | 39 | | | |
| 2.2 dCi (BJ0E, BJ0F) (110 kW) Eng.G9T 702, G9T 703 6/02-8/09 | | | | | | | | | | | | | | | | | |
| 19-2349 | | F | | | | | 45 | 88 | | | | | | 39 | | | |
| 2.2 dCi (BJ0H) (85 kW) Eng.G9T 600, G9T 702 4/04-1/70 | | | | | | | | | | | | | | | | | |
| 19-2349 | | F | | | | | 45 | 88 | | | | | | 39 | | | |

RENAULT

| METELLI ref | Spare Parts | | F/R | L/R | | | ABS | A | B | C | D | E | F | G | H | I | L | M | Fig | NOTE |
|---|-------------|--|-----|-----|--|--|-----|---|---|----|----|---|---|---|---|---|---|---|-----|------|
| 2.2 dCi (BJ0M) (83 kW) Eng.G9T 700, G9T 702 12/04-1/70 | | | | | | | | | | | | | | | | | | | | |
| 19-2349 | | | F | | | | | | | 45 | 88 | | | | | | | | 39 | |
| 3.0 dCi (BJ0J, BJ0N) (130 kW) Eng.P9X 701 6/02-6/06 | | | | | | | | | | | | | | | | | | | | |
| 19-2349 | | | F | | | | | | | 45 | 88 | | | | | | | | 39 | |
| 3.0 dCi (BJ0S) (133 kW) Eng.P9X 715 6/06-8/09 | | | | | | | | | | | | | | | | | | | | |
| 19-2349 | | | F | | | | | | | 45 | 88 | | | | | | | | 39 | |
| 3.5 (BJ01) (170 kW) Eng.V4Y 715 10/04-1/70 | | | | | | | | | | | | | | | | | | | | |
| 19-2349 | | | F | | | | | | | 45 | 88 | | | | | | | | 39 | |
| 3.5 V6 (BJ0R, BJ0V, BJ0U) (177 kW) Eng.V4Y 701, V4Y 711, V4Y 715 6/02-1/70 | | | | | | | | | | | | | | | | | | | | |
| 19-2349 | | | F | | | | | | | 45 | 88 | | | | | | | | 39 | |
| Wind (E4M_) 7/10-1/70 | | | | | | | | | | | | | | | | | | | | |
| 1.2 (E4MF) (74 kW) Eng.D4F 782 7/10-1/70 | | | | | | | | | | | | | | | | | | | | |
| 19-2348 | | | F | | | | | | | 42 | 77 | | | | | | | | 39 | |
| 19-2734 | | | R | | | | | | | 25 | 55 | | | | | | | | 45 | |
| 1.2 TCe 100 (E4MA) (75 kW) Eng.D4F 782 2/11-1/70 | | | | | | | | | | | | | | | | | | | | |
| 19-2348 | | | F | | | | | | | 42 | 77 | | | | | | | | 39 | |
| 19-2734 | | | R | | | | | | | 25 | 55 | | | | | | | | 45 | |
| 1.6 (E4MB, E4MC) (98 kW) Eng.K4M 854 7/10-1/70 | | | | | | | | | | | | | | | | | | | | |
| 19-2348 | | | F | | | | | | | 42 | 77 | | | | | | | | 39 | |
| 19-2734 | | | R | | | | | | | 25 | 55 | | | | | | | | 45 | |
| Zoe (BFM_) 6/12-1/70 | | | | | | | | | | | | | | | | | | | | |
| ZOE (65 kW) Eng.5AM 450, 5AQ 601 6/12-1/70 | | | | | | | | | | | | | | | | | | | | |
| 19-2347 | | | F | | | | | | | 37 | 72 | | | | | | | | 37 | |
| 19-8135 | | | R | | | | | | | 30 | 62 | | | | | | | | 48 | |
| ZOE (68 kW) Eng.5AQ 601 9/16-1/70 | | | | | | | | | | | | | | | | | | | | |
| 19-2347 | | | F | | | | | | | 37 | 72 | | | | | | | | 37 | |

RENAULT

| METELLI ref | Spare Parts | | F/R | L/R | | ABS | A | B | C | D | E | F | G | H | I | L | M | Fig | NOTE |
|-------------|-------------|--|-----|-----|--|-----|---|---|----|----|---|---|---|---|---|----|---|-----|------|
| 19-8135 | | | R | | | | | | 30 | 62 | | | | | | 48 | | | |

RENAULT HCV

Master I Bus (T__) 8/80-7/98

2.0 (60 kW) Eng.J5R 728 6/85-10/89

| | | | | | | | | | | | | | | | | | | | |
|---------|--|--|---|--|--|--|--|--|----|----|--|--|--|--|--|------|--|--|--|
| 19-2242 | | | F | | | | | | 50 | 82 | | | | | | 21,5 | | | |
|---------|--|--|---|--|--|--|--|--|----|----|--|--|--|--|--|------|--|--|--|

2.1 D (44 kW) Eng.J8S 330 11/89-4/95

| | | | | | | | | | | | | | | | | | | | |
|---------|--|--|---|--|--|--|--|--|----|----|--|--|--|--|--|------|--|--|--|
| 19-2242 | | | F | | | | | | 50 | 82 | | | | | | 21,5 | | | |
|---------|--|--|---|--|--|--|--|--|----|----|--|--|--|--|--|------|--|--|--|

2.4 D (53 kW) Eng.S8U 731 9/86-10/89

| | | | | | | | | | | | | | | | | | | | |
|---------|--|--|---|--|--|--|--|--|----|----|--|--|--|--|--|------|--|--|--|
| 19-2242 | | | F | | | | | | 50 | 82 | | | | | | 21,5 | | | |
|---------|--|--|---|--|--|--|--|--|----|----|--|--|--|--|--|------|--|--|--|

28-35 2.0 (58 kW) Eng.J5R 718 10/86-7/98

| | | | | | | | | | | | | | | | | | | | |
|---------|--|--|---|--|--|--|--|--|----|----|--|--|--|--|--|------|--|--|--|
| 19-2242 | | | F | | | | | | 50 | 82 | | | | | | 21,5 | | | |
|---------|--|--|---|--|--|--|--|--|----|----|--|--|--|--|--|------|--|--|--|

28-35 2.0 (59 kW) Eng.829 731 8/80-9/86

| | | | | | | | | | | | | | | | | | | | |
|---------|--|--|---|--|--|--|--|--|----|----|--|--|--|--|--|------|--|--|--|
| 19-2242 | | | F | | | | | | 50 | 82 | | | | | | 21,5 | | | |
|---------|--|--|---|--|--|--|--|--|----|----|--|--|--|--|--|------|--|--|--|

28-35 2.1 D (44 kW) Eng.J8S 330 8/80-7/98

| | | | | | | | | | | | | | | | | | | | |
|---------|--|--|---|--|--|--|--|--|----|----|--|--|--|--|--|------|--|--|--|
| 19-2242 | | | F | | | | | | 50 | 82 | | | | | | 21,5 | | | |
|---------|--|--|---|--|--|--|--|--|----|----|--|--|--|--|--|------|--|--|--|

28-35 2.4 D (52 kW) Eng.8140.61.2300, S8U 731 8/80-8/89

| | | | | | | | | | | | | | | | | | | | |
|---------|--|--|---|--|--|--|--|--|----|----|--|--|--|--|--|------|--|--|--|
| 19-2242 | | | F | | | | | | 50 | 82 | | | | | | 21,5 | | | |
|---------|--|--|---|--|--|--|--|--|----|----|--|--|--|--|--|------|--|--|--|

28-35 2.5 D (55 kW) Eng.8140.67.2510, S8U 742 (08.89-.) 8/89-7/98

| | | | | | | | | | | | | | | | | | | | |
|---------|--|--|---|--|--|--|--|--|----|----|--|--|--|--|--|------|--|--|--|
| 19-2242 | | | F | | | | | | 50 | 82 | | | | | | 21,5 | | | |
|---------|--|--|---|--|--|--|--|--|----|----|--|--|--|--|--|------|--|--|--|

30 2,2 (67 kW) Eng.J7T 782, J7T 788 (01.94-.) 8/80-7/98

| | | | | | | | | | | | | | | | | | | | |
|---------|--|--|---|--|--|--|--|--|----|----|--|--|--|--|--|------|--|--|--|
| 19-2242 | | | F | | | | | | 50 | 82 | | | | | | 21,5 | | | |
|---------|--|--|---|--|--|--|--|--|----|----|--|--|--|--|--|------|--|--|--|

35 2,5 TD (69 kW) Eng.8140.27.2500, 8140.27.2510, S9U 714 (01.94-.) 8/89-7/98

| | | | | | | | | | | | | | | | | | | | |
|---------|--|--|---|--|--|--|--|--|----|----|--|--|--|--|--|------|--|--|--|
| 19-2242 | | | F | | | | | | 50 | 82 | | | | | | 21,5 | | | |
|---------|--|--|---|--|--|--|--|--|----|----|--|--|--|--|--|------|--|--|--|

Master I Van (T__) 7/80-7/98

2.4 D (50 kW) Eng.S8U 731 7/80-6/83

| | | | | | | | | | | | | | | | | | | | |
|---------|--|--|---|--|--|--|--|--|----|----|--|--|--|--|--|------|--|--|--|
| 19-2242 | | | F | | | | | | 50 | 82 | | | | | | 21,5 | | | |
|---------|--|--|---|--|--|--|--|--|----|----|--|--|--|--|--|------|--|--|--|

RENAULT HCV

| METELLI ref | Spare Parts | F/R | L/R | ABS | A | B | C | D | E | F | G | H | I | L | M | Fig | NOTE |
|--|-------------|-----|-----|-----|---|---|------|----|---|---|---|---|---|------|---|-----|------------|
| 2.4 D (53 kW) Eng.S8U 730 9/86-12/92 | | | | | | | | | | | | | | | | | |
| 19-2242 | | F | | | | | 50 | 82 | | | | | | 21,5 | | | |
| 28-35 2,5 TD (72 kW) Eng.8140.27.2580, S9U 702 8/89-7/98 | | | | | | | | | | | | | | | | | |
| 19-2242 | | F | | | | | 50 | 82 | | | | | | 21,5 | | | |
| 28-35 2.0 (58 kW) Eng.J5R 718 10/86-7/98 | | | | | | | | | | | | | | | | | |
| 19-2242 | | F | | | | | 50 | 82 | | | | | | 21,5 | | | |
| 28-35 2.0 (59 kW) Eng.829 731 8/80-10/86 | | | | | | | | | | | | | | | | | |
| 19-2242 | | F | | | | | 50 | 82 | | | | | | 21,5 | | | |
| 28-35 2.1 D (44 kW) Eng.J8S 330 8/80-7/98 | | | | | | | | | | | | | | | | | |
| 19-2242 | | F | | | | | 50 | 82 | | | | | | 21,5 | | | |
| 28-35 2.4 D (52 kW) Eng.8140.61.2300, S8U 731 8/80-8/89 | | | | | | | | | | | | | | | | | |
| 19-2242 | | F | | | | | 50 | 82 | | | | | | 21,5 | | | |
| 28-35 2.5 D (55 kW) Eng.8140.67.2510, S8U 742 (08.89-.) 8/89-7/98 | | | | | | | | | | | | | | | | | |
| 19-2242 | | F | | | | | 50 | 82 | | | | | | 21,5 | | | |
| 30 2,2 (67 kW) Eng.J7T 782, J7T 788 (01.94-.) 8/80-7/98 | | | | | | | | | | | | | | | | | |
| 19-2242 | | F | | | | | 50 | 82 | | | | | | 21,5 | | | |
| 35 2,5 TD (69 kW) Eng.8140.27.2500, 8140.27.2510, S9U 714 (01.94-.), S9U 8/89-7/98 | | | | | | | | | | | | | | | | | |
| 19-2242 | | F | | | | | 50 | 82 | | | | | | 21,5 | | | |
| Master II Bus (JD) 7/98-1/70 | | | | | | | | | | | | | | | | | |
| 1.9 dCi 80 (60 kW) Eng.F9Q 772, F9Q 774 11/01-1/70 | | | | | | | | | | | | | | | | | |
| 19-2341 | | F | | | | | 49 | 84 | | | | | | 48 | | | |
| 19-2723 | | R | | | | | 45,3 | 80 | | | | | | 48 | | | Brake disc |
| 1.9 dTI (59 kW) Eng.F9Q 770 9/00-1/70 | | | | | | | | | | | | | | | | | |
| 19-2341 | | F | | | | | 49 | 84 | | | | | | 48 | | | |
| 19-2723 | | R | | | | | 45,3 | 80 | | | | | | 48 | | | Brake disc |
| 2.2 dCI 90 (66 kW) Eng.G9T 720, G9T 722, G9T 750 9/00-1/70 | | | | | | | | | | | | | | | | | |
| 19-2341 | | F | | | | | 49 | 84 | | | | | | 48 | | | |
| 19-2723 | | R | | | | | 45,3 | 80 | | | | | | 48 | | | Brake disc |

RENAULT HCV

| METELLI ref | Spare Parts | | F/R | L/R | | | ABS | A | B | C | D | E | F | G | H | I | L | M | Fig | NOTE |
|---|-------------|--------|-----|-----|--|--|-----|---|---|------|----|---|---|---|---|---|---|---|-----|------------|
| 2.5 D (59 kW) Eng.S8U 770, S8U 772 7/98-1/01 | | | | | | | | | | | | | | | | | | | | |
| 19-2301 | | -03/00 | F | | | | | | | 49 | 84 | | | | | | | | 48 | |
| 19-2341 | | 03/00- | F | | | | | | | 49 | 84 | | | | | | | | 48 | |
| 19-2723 | | | R | | | | | | | 45,3 | 80 | | | | | | | | 48 | Brake disc |
| 2.5 dCi (74 kW) Eng.G9U 650 8/06-1/70 | | | | | | | | | | | | | | | | | | | | |
| 19-2341 | | | F | | | | | | | 49 | 84 | | | | | | | | 48 | |
| 19-2723 | | | R | | | | | | | 45,3 | 80 | | | | | | | | 48 | Brake disc |
| 2.5 dCi (88 kW) Eng.G9U 650 8/06-1/70 | | | | | | | | | | | | | | | | | | | | |
| 19-2341 | | | F | | | | | | | 49 | 84 | | | | | | | | 48 | |
| 19-2723 | | | R | | | | | | | 45,3 | 80 | | | | | | | | 48 | Brake disc |
| 2.5 dCi (107 kW) Eng.G9U 632 8/06-1/70 | | | | | | | | | | | | | | | | | | | | |
| 19-2341 | | | F | | | | | | | 49 | 84 | | | | | | | | 48 | |
| 19-2723 | | | R | | | | | | | 45,3 | 80 | | | | | | | | 48 | Brake disc |
| 2.5 dCi 100 (JDCV) (73 kW) Eng.G9U 754 10/03-1/70 | | | | | | | | | | | | | | | | | | | | |
| 19-2341 | | | F | | | | | | | 49 | 84 | | | | | | | | 48 | |
| 19-2723 | | | R | | | | | | | 45,3 | 80 | | | | | | | | 48 | Brake disc |
| 2.5 dCi 120 (84 kW) Eng.G9U 720, G9U 724, G9U 750, G9U 754 10/01-1/70 | | | | | | | | | | | | | | | | | | | | |
| 19-2341 | | | F | | | | | | | 49 | 84 | | | | | | | | 48 | |
| 19-2723 | | | R | | | | | | | 45,3 | 80 | | | | | | | | 48 | Brake disc |
| 2.8 dTi (84 kW) Eng.S9W 702 7/98-10/01 | | | | | | | | | | | | | | | | | | | | |
| 19-2301 | | -03/00 | F | | | | | | | 49 | 84 | | | | | | | | 48 | |
| 19-2341 | | 03/00- | F | | | | | | | 49 | 84 | | | | | | | | 48 | |
| 19-2723 | | | R | | | | | | | 45,3 | 80 | | | | | | | | 48 | Brake disc |
| 3.0 dCi 140 (JD0T) (100 kW) Eng.ZD3 200, ZD3 202 10/03-1/70 | | | | | | | | | | | | | | | | | | | | |
| 19-2341 | | | F | | | | | | | 49 | 84 | | | | | | | | 48 | |
| 19-2723 | | | R | | | | | | | 45,3 | 80 | | | | | | | | 48 | Brake disc |

RENAULT HCV

| METELLI ref | Spare Parts | | F/R | L/R | | | ABS | A | B | C | D | E | F | G | H | I | L | M | Fig | NOTE | |
|---|-------------|--------|-----|-----|--|--|-----|---|---|------|----|---|---|---|---|---|---|---|-----|------|------------|
| Master II Platform/Chassis (ED/HD/UD) 7/98-1/70 | | | | | | | | | | | | | | | | | | | | | |
| 2.2 dCi 90 (66 kW) Eng.G9T 720, G9T 722, G9T 750 9/00-1/70 | | | | | | | | | | | | | | | | | | | | | |
| 19-2341 | | | F | | | | | | | 49 | 84 | | | | | | | | 48 | | |
| 19-2723 | | | R | | | | | | | 45,3 | 80 | | | | | | | | 48 | | Brake disc |
| 2.5 D (59 kW) Eng.S8U 770, S8U 772 7/98-1/01 | | | | | | | | | | | | | | | | | | | | | |
| 19-2301 | | -03/00 | F | | | | | | | 49 | 84 | | | | | | | | 48 | | |
| 19-2341 | | 03/00- | F | | | | | | | 49 | 84 | | | | | | | | 48 | | |
| 19-2723 | | | R | | | | | | | 45,3 | 80 | | | | | | | | 48 | | Brake disc |
| 2.5 dCi (74 kW) Eng.G9U 650 8/06-1/70 | | | | | | | | | | | | | | | | | | | | | |
| 19-2341 | | | F | | | | | | | 49 | 84 | | | | | | | | 48 | | |
| 19-2723 | | | R | | | | | | | 45,3 | 80 | | | | | | | | 48 | | Brake disc |
| 2.5 dCi (88 kW) Eng.G9U 650 8/06-1/70 | | | | | | | | | | | | | | | | | | | | | |
| 19-2341 | | | F | | | | | | | 49 | 84 | | | | | | | | 48 | | |
| 19-2723 | | | R | | | | | | | 45,3 | 80 | | | | | | | | 48 | | Brake disc |
| 2.5 dCi (107 kW) Eng.G9U 632 8/06-1/70 | | | | | | | | | | | | | | | | | | | | | |
| 19-2341 | | | F | | | | | | | 49 | 84 | | | | | | | | 48 | | |
| 19-2723 | | | R | | | | | | | 45,3 | 80 | | | | | | | | 48 | | Brake disc |
| 2.5 dCi 100 (ED4V, ED8V) (73 kW) Eng.G9U 754 10/03-1/70 | | | | | | | | | | | | | | | | | | | | | |
| 19-2341 | | | F | | | | | | | 49 | 84 | | | | | | | | 48 | | |
| 19-2723 | | | R | | | | | | | 45,3 | 80 | | | | | | | | 48 | | Brake disc |
| 2.5 dCi 120 (84 kW) Eng.G9U 720, G9U 724, G9U 750, G9U 754 10/01-1/70 | | | | | | | | | | | | | | | | | | | | | |
| 19-2341 | | | F | | | | | | | 49 | 84 | | | | | | | | 48 | | Eng. G9U |
| 19-2723 | | | R | | | | | | | 45,3 | 80 | | | | | | | | 48 | | Brake disc |
| 2.8 dTi (84 kW) Eng.S9W 702 7/98-10/01 | | | | | | | | | | | | | | | | | | | | | |
| 19-2301 | | -03/00 | F | | | | | | | 49 | 84 | | | | | | | | 48 | | |
| 19-2341 | | 03/00- | F | | | | | | | 49 | 84 | | | | | | | | 48 | | |
| 19-2723 | | | R | | | | | | | 45,3 | 80 | | | | | | | | 48 | | Brake disc |

RENAULT HCV

| METELLI ref | Spare Parts | | F/R | L/R | | | ABS | A | B | C | D | E | F | G | H | I | L | M | Fig | NOTE |
|---|-------------|--------|-----|-----|--|--|-----|---|---|------|----|---|---|---|---|---|----|---|-----|------------|
| 19-2723 | | | R | | | | | | | 45,3 | 80 | | | | | | 48 | | | Brake disc |
| 2.5 dCi 120 (84 kW) Eng.G9U 720, G9U 724, G9U 750, G9U 754 10/01-1/70 | | | | | | | | | | | | | | | | | | | | |
| 19-2341 | | | F | | | | | | | 49 | 84 | | | | | | 48 | | | |
| 19-2723 | | | R | | | | | | | 45,3 | 80 | | | | | | 48 | | | Brake disc |
| 2.8 dTi (84 kW) Eng.S9W 702 7/98-10/01 | | | | | | | | | | | | | | | | | | | | |
| 19-2301 | | -03/00 | F | | | | | | | 49 | 84 | | | | | | 48 | | | |
| 19-2341 | | 03/00- | F | | | | | | | 49 | 84 | | | | | | 48 | | | |
| 19-2723 | | | R | | | | | | | 45,3 | 80 | | | | | | 48 | | | Brake disc |
| 3.0 dCi 140 (HD0S, FD0S, HD1S) (100 kW) Eng.ZD3 202 10/03-10/06 | | | | | | | | | | | | | | | | | | | | |
| 19-2341 | | | F | | | | | | | 49 | 84 | | | | | | 48 | | | |
| 19-2723 | | | R | | | | | | | 45,3 | 80 | | | | | | 48 | | | Brake disc |
| Master III Bus (JV) 2/11-1/70 | | | | | | | | | | | | | | | | | | | | |
| 2.3 dCi 100 FWD (JV0A, JV0B) (74 kW) Eng.M9T 670, M9T 672, M9T 676, M9T 870 2/11-1/70 | | | | | | | | | | | | | | | | | | | | |
| 19-2874 | | | R | | | | | | | 45 | 80 | | | | | | 60 | | | |
| 19-8133 | | | F | | | | | | | 55 | 90 | | | | | | 54 | | | |
| 2.3 dCi 110 FWD (81 kW) Eng.M9T 704, M9T 870 9/14-1/70 | | | | | | | | | | | | | | | | | | | | |
| 19-2874 | | | R | | | | | | | 45 | 80 | | | | | | 60 | | | |
| 19-8133 | | | F | | | | | | | 55 | 90 | | | | | | 54 | | | |
| 2.3 dCi 125 FWD (JV0C, JV0D, JV0H) (92 kW) Eng.M9T 670, M9T 672, M9T 676, M9T 680, M9T 870, M9T 8 2/11-1/70 | | | | | | | | | | | | | | | | | | | | |
| 19-2874 | | | R | | | | | | | 45 | 80 | | | | | | 60 | | | |
| 19-8133 | | | F | | | | | | | 55 | 90 | | | | | | 54 | | | |
| 2.3 dCi 135 FWD (100 kW) Eng.M9T 702, M9T 716 (03.20-.) 7/14-1/70 | | | | | | | | | | | | | | | | | | | | |
| 19-2874 | | | R | | | | | | | 45 | 80 | | | | | | 60 | | | |
| 19-8133 | | | F | | | | | | | 55 | 90 | | | | | | 54 | | | |
| 2.3 dCi 145 FWD (JV0F, JV0H) (107 kW) Eng.M9T 680, M9T 706, M9T 708 2/11-1/70 | | | | | | | | | | | | | | | | | | | | |
| 19-2874 | | | R | | | | | | | 45 | 80 | | | | | | 60 | | | |
| 19-8133 | | | F | | | | | | | 55 | 90 | | | | | | 54 | | | |

| RENAULT HCV | | | | | | | | | | | | | | | | | | | | |
|---|-------------|--------|-----|-----|--|--|-----|---|---|----|----|---|---|---|---|---|---|----|-----|------|
| METELLI ref | Spare Parts | | F/R | L/R | | | ABS | A | B | C | D | E | F | G | H | I | L | M | Fig | NOTE |
| 2.3 dCi 150 FWD (110 kW) Eng.M9T 716 (03.20-), M9T 880 10/12-1/70 | | | | | | | | | | | | | | | | | | | | |
| 19-2874 | | | R | | | | | | | 45 | 80 | | | | | | | 60 | | |
| 19-8133 | | | F | | | | | | | 55 | 90 | | | | | | | 54 | | |
| 2.3 dCi 165 FWD (120 kW) Eng.M9T 702, M9T 708 7/14-1/70 | | | | | | | | | | | | | | | | | | | | |
| 19-2874 | | | R | | | | | | | 45 | 80 | | | | | | | 60 | | |
| 19-8133 | | | F | | | | | | | 55 | 90 | | | | | | | 54 | | |
| 2.3 dCi 170 FWD (125 kW) Eng.M9T 706 7/15-1/70 | | | | | | | | | | | | | | | | | | | | |
| 19-2874 | | | R | | | | | | | 45 | 80 | | | | | | | 60 | | |
| 19-8133 | | | F | | | | | | | 55 | 90 | | | | | | | 54 | | |
| Master III Platform/Chassis (EV, HV, UV) 2/10-1/70 | | | | | | | | | | | | | | | | | | | | |
| 2.3 dCi 100 FWD (EV0A, EV0B, HV0A, HV0B, HV0G, UV0 (74 kW) Eng.M9T 670, M9T 672, M9T 676, M9T 870, M9T 876 2/10-1/70 | | | | | | | | | | | | | | | | | | | | |
| 19-2874 | | 04/10- | R | | | | | | | 45 | 80 | | | | | | | 60 | | |
| 19-8133 | | | F | | | | | | | 55 | 90 | | | | | | | 54 | | |
| 2.3 dCi 100 RWD (UV0C, UV0D, HV0C, HV0D) (74 kW) Eng.M9T 690 2/10-1/70 | | | | | | | | | | | | | | | | | | | | |
| 19-8133 | | | F | | | | | | | 55 | 90 | | | | | | | 54 | | |
| 2.3 dCi 110 FWD (81 kW) Eng.M9T 704, M9T 870 9/14-1/70 | | | | | | | | | | | | | | | | | | | | |
| 19-2874 | | | R | | | | | | | 45 | 80 | | | | | | | 60 | | |
| 19-8133 | | | F | | | | | | | 55 | 90 | | | | | | | 54 | | |
| 2.3 dCi 125 FWD (EV0C, EV0D, EV0J, HV0C, HV0D, HV0 (92 kW) Eng.M9T 670, M9T 672, M9T 676, M9T 680, M9T 870, M9T 8 2/10-1/70 | | | | | | | | | | | | | | | | | | | | |
| 19-2874 | | 04/10- | R | | | | | | | 45 | 80 | | | | | | | 60 | | |
| 19-8133 | | | F | | | | | | | 55 | 90 | | | | | | | 54 | | |
| 2.3 dCi 125 RWD (HV0C, HV0D, UV0C, UV0D, UV0H, UV0 (92 kW) Eng.M9T 686, M9T 690, M9T 692, M9T 696, M9T 698, M9T 8 2/10-1/70 | | | | | | | | | | | | | | | | | | | | |
| 19-8133 | | | F | | | | | | | 55 | 90 | | | | | | | 54 | | |
| 2.3 dCi 130 FWD (96 kW) Eng.M9T 704, M9T 882 3/12-1/70 | | | | | | | | | | | | | | | | | | | | |
| 19-2874 | | | R | | | | | | | 45 | 80 | | | | | | | 60 | | |
| 19-8133 | | | F | | | | | | | 55 | 90 | | | | | | | 54 | | |
| 2.3 dCi 130 RWD (96 kW) Eng.M9T 710 7/16-1/70 | | | | | | | | | | | | | | | | | | | | |
| 19-8133 | | | F | | | | | | | 55 | 90 | | | | | | | 54 | | |

RENAULT HCV

| METELLI ref | Spare Parts | | F/R | L/R | | | ABS | A | B | C | D | E | F | G | H | I | L | M | Fig | NOTE |
|---|-------------|--------|-----|-----|--|--|-----|---|---|----|----|---|---|---|---|---|---|---|-----|------------|
| 2.3 dCi 135 FWD (100 kW) Eng.M9T 702, M9T 716 (07.19.-) 7/14-1/70 | | | | | | | | | | | | | | | | | | | | |
| 19-2874 | | | R | | | | | | | 45 | 80 | | | | | | | | 60 | |
| 19-8133 | | | F | | | | | | | 55 | 90 | | | | | | | | 54 | |
| 2.3 dCi 135 RWD (100 kW) Eng.M9T 700 7/14-1/70 | | | | | | | | | | | | | | | | | | | | |
| 19-8133 | | | F | | | | | | | 55 | 90 | | | | | | | | 54 | |
| 2.3 dCi 145 FWD (EV0E, EV0F, HV0E, HV0F, UV0E, UV0 (107 kW) Eng.M9T 678, M9T 680, M9T 706, M9T 708 2/10-1/70 | | | | | | | | | | | | | | | | | | | | |
| 19-2874 | | 04/10- | R | | | | | | | 45 | 80 | | | | | | | | 60 | |
| 19-8133 | | | F | | | | | | | 55 | 90 | | | | | | | | 54 | |
| 2.3 dCi 145 RWD (UV0F, UV0E) (107 kW) Eng.M9T 694, M9T 696, M9T 698, M9T 710 2/10-1/70 | | | | | | | | | | | | | | | | | | | | |
| 19-8133 | | | F | | | | | | | 55 | 90 | | | | | | | | 54 | |
| 2.3 dCi 150 FWD (110 kW) Eng.M9T 716 (07.19.-), M9T 880 3/13-1/70 | | | | | | | | | | | | | | | | | | | | |
| 19-2874 | | | R | | | | | | | 45 | 80 | | | | | | | | 60 | |
| 19-8133 | | | F | | | | | | | 55 | 90 | | | | | | | | 54 | |
| 2.3 dCi 150 RWD (110 kW) Eng.M9T 896, M9T 898 3/13-1/70 | | | | | | | | | | | | | | | | | | | | |
| 19-8133 | | | F | | | | | | | 55 | 90 | | | | | | | | 54 | |
| 2.3 dCi 165 FWD (120 kW) Eng.M9T 702, M9T 708 7/14-1/70 | | | | | | | | | | | | | | | | | | | | |
| 19-2874 | | | R | | | | | | | 45 | 80 | | | | | | | | 60 | |
| 19-8133 | | | F | | | | | | | 55 | 90 | | | | | | | | 54 | |
| 2.3 dCi 165 RWD (120 kW) Eng.M9T 700, M9T 710 7/14-1/70 | | | | | | | | | | | | | | | | | | | | |
| 19-8133 | | | F | | | | | | | 55 | 90 | | | | | | | | 54 | |
| 2.3 dCi 170 FWD (125 kW) Eng.M9T 706 6/16-1/70 | | | | | | | | | | | | | | | | | | | | |
| 19-2874 | | | R | | | | | | | 45 | 80 | | | | | | | | 60 | |
| 19-8133 | | | F | | | | | | | 55 | 90 | | | | | | | | 54 | |
| 2.3 dCi 180 FWD (EV04, HV04, UV04) (132 kW) Eng.M9T 716 7/19-1/70 | | | | | | | | | | | | | | | | | | | | |
| 19-2874 | | | R | | | | | | | 45 | 80 | | | | | | | | 60 | |
| 19-8133 | | | F | | | | | | | 55 | 90 | | | | | | | | 54 | Brake disc |

RENAULT HCV

| METELLI ref | Spare Parts | | F/R | L/R | | | ABS | A | B | C | D | E | F | G | H | I | L | M | Fig | NOTE | |
|---|-------------|--------|-----|-----|--|--|-----|---|---|----|----|---|---|---|---|---|---|---|-----|------|------------|
| 2.3 dCi 145 FWD (FV0E, FV0F, FV0H, FV0J) (107 kW) Eng.M9T 678, M9T 680, M9T 706, M9T 708 2/10-1/70 | | | | | | | | | | | | | | | | | | | | | |
| 19-2874 | | 04/10- | R | | | | | | | 45 | 80 | | | | | | | | 60 | | |
| 19-8133 | | | F | | | | | | | 55 | 90 | | | | | | | | 54 | | |
| 2.3 dCi 145 RWD (FV0E, FV0F, FV0J) (107 kW) Eng.M9T 694, M9T 696, M9T 698, M9T 710 2/10-1/70 | | | | | | | | | | | | | | | | | | | | | |
| 19-8133 | | | F | | | | | | | 55 | 90 | | | | | | | | 54 | | |
| 2.3 dCi 150 FWD (110 kW) Eng.M9T 716 (07.19-), M9T 726 (01.22-), M9T 880 3/13-1/70 | | | | | | | | | | | | | | | | | | | | | |
| 19-2874 | | | R | | | | | | | 45 | 80 | | | | | | | | 60 | | |
| 19-8133 | | | F | | | | | | | 55 | 90 | | | | | | | | 54 | | |
| 2.3 dCi 150 RWD (110 kW) Eng.M9T 896, M9T 898 3/13-1/70 | | | | | | | | | | | | | | | | | | | | | |
| 19-8133 | | | F | | | | | | | 55 | 90 | | | | | | | | 54 | | |
| 2.3 dCi 165 FWD (120 kW) Eng.M9T 702, M9T 708 7/14-1/70 | | | | | | | | | | | | | | | | | | | | | |
| 19-2874 | | | R | | | | | | | 45 | 80 | | | | | | | | 60 | | |
| 19-8133 | | | F | | | | | | | 55 | 90 | | | | | | | | 54 | | |
| 2.3 dCi 165 RWD (120 kW) Eng.M9T 700, M9T 710 7/14-1/70 | | | | | | | | | | | | | | | | | | | | | |
| 19-2874 | | | R | | | | | | | 45 | 80 | | | | | | | | 60 | | |
| 19-8133 | | | F | | | | | | | 55 | 90 | | | | | | | | 54 | | |
| 2.3 dCi 170 FWD (125 kW) Eng.M9T 706 7/15-1/70 | | | | | | | | | | | | | | | | | | | | | |
| 19-2874 | | | R | | | | | | | 45 | 80 | | | | | | | | 60 | | |
| 19-8133 | | | F | | | | | | | 55 | 90 | | | | | | | | 54 | | |
| 2.3 dCi 180 FWD (FV04) (132 kW) Eng.M9T 716, M9T 726 (01.22-) 7/19-1/70 | | | | | | | | | | | | | | | | | | | | | |
| 19-2874 | | | R | | | | | | | 45 | 80 | | | | | | | | 60 | | |
| 19-8133 | | | F | | | | | | | 55 | 90 | | | | | | | | 54 | | Brake disc |

RENAULT LCV

11 Van (S37_) 3/83-12/88

1.1 (S371) (35 kW) Eng.C1E 715 (03.83-06.86), C1E 720 (03.83-06.86) 3/83-6/86

| | | | | | | | | | | | | | | | | | | | | | |
|---------|--|--|---|--|--|--|--|--|--|----|----|--|--|--|--|--|--|--|----|--|--|
| 19-2665 | | | R | | | | | | | 25 | 52 | | | | | | | | 37 | | |
|---------|--|--|---|--|--|--|--|--|--|----|----|--|--|--|--|--|--|--|----|--|--|

RENAULT LCV

| METELLI ref | Spare Parts | | F/R | L/R | | | ABS | A | B | C | D | E | F | G | H | I | L | M | Fig | NOTE |
|---|-------------|--------|-----|-----|--|--|-----|---|---|------|-----|-------|---|---|---|---|----|------|-----|------|
| 1.9 dT (68 kW) Eng.F8Q 740 3/92-12/95 | | | | | | | | | | | | | | | | | | | | |
| 19-2350 | | | F | | | | | | | 37 | 72 | | | | | | | 37 | | |
| 19-2665 | | | R | | | | | | | 25 | 52 | | | | | | | 37 | | |
| 21 Van (S48_) 6/86-4/95 | | | | | | | | | | | | | | | | | | | | |
| 1.7 (65 kW) Eng.F2N 710 (06.86-03.92) 6/86-4/95 | | | | | | | | | | | | | | | | | | | | |
| 19-2350 | | | F | | | | | | | 37 | 72 | | | | | | | 37 | | |
| 19-2624 | | | R | | | | | | | 24,3 | 120 | 132,8 | | | | | | 75 | | |
| 1.9 D (47 kW) Eng.F8Q 710 6/86-8/94 | | | | | | | | | | | | | | | | | | | | |
| 19-2350 | | | F | | | | | | | 37 | 72 | | | | | | | 37 | | |
| 19-2624 | | | R | | | | | | | 24,3 | 120 | 132,8 | | | | | | 75 | | |
| 2.1 D (49 kW) Eng.J8S 704 (06.86-.) 6/86-8/94 | | | | | | | | | | | | | | | | | | | | |
| 19-2197 | | | F | | | | | | | 78 | 108 | | | | | | 31 | 41,5 | | |
| 19-2624 | | | R | | | | | | | 24,3 | 120 | 132,8 | | | | | | 75 | | |
| 4 Van (R21_, R23_) 9/66-12/93 | | | | | | | | | | | | | | | | | | | | |
| 0.8 (2106) (25 kW) Eng.800 01 9/66-12/88 | | | | | | | | | | | | | | | | | | | | |
| 19-2617 | | 01/77- | R | | | | | | | 20 | 47 | | | | | | | 15 | | |
| 0.8 (2391) (21 kW) Eng.800 705, B1B 707 4/83-7/89 | | | | | | | | | | | | | | | | | | | | |
| 19-2617 | | | R | | | | | | | 20 | 47 | | | | | | | 15 | | |
| 1.0 (25 kW) Eng.C1C 708 (06.87-12.93) 6/87-12/93 | | | | | | | | | | | | | | | | | | | | |
| 19-2617 | | | R | | | | | | | 20 | 47 | | | | | | | 15 | | |
| 1.1 (2370, 210B) (25 kW) Eng.688 711, 688 712, C1E 714, C1E 718, C1E 719 10/76-7/89 | | | | | | | | | | | | | | | | | | | | |
| 19-2617 | | 01/77- | R | | | | | | | 20 | 47 | | | | | | | 15 | | |
| 1.1 (239B) (26 kW) Eng.C1E 718, C1E 719 7/82-5/89 | | | | | | | | | | | | | | | | | | | | |
| 19-2617 | | | R | | | | | | | 20 | 47 | | | | | | | 15 | | |

RENAULT LCV

| METELLI ref | Spare Parts | | F/R | L/R | | | ABS | A | B | C | D | E | F | G | H | I | L | M | Fig | NOTE |
|---|-------------|--|-----|-----|--|--|-----|---|---|----|----|---|---|---|---|---|---|----|-----|------------|
| 5 Van (238_) 1/72-12/85 | | | | | | | | | | | | | | | | | | | | |
| 0.8 (2381) (26 kW) Eng.800 710 (10.72-08.84) 10/72-8/84 | | | | | | | | | | | | | | | | | | | | |
| 19-2617 | | | R | | | | | | | 20 | 47 | | | | | | | 15 | | |
| 1.1 (33 kW) Eng.688 713, C1E 726 (01.81-12.85), C1E 750, C1E 752, 9/80-12/85 | | | | | | | | | | | | | | | | | | | | |
| 19-2617 | | | R | | | | | | | 20 | 47 | | | | | | | 15 | | |
| 1.3 (2387) (32 kW) Eng.810 726 (09.76-09.79) 3/76-8/82 | | | | | | | | | | | | | | | | | | | | |
| 19-2617 | | | R | | | | | | | 20 | 47 | | | | | | | 15 | | |
| Clio I Van (S57_) 1/91-9/98 | | | | | | | | | | | | | | | | | | | | |
| 1.1 (34 kW) Eng.C1E 700 1/91-9/98 | | | | | | | | | | | | | | | | | | | | |
| 19-2665 | | | R | | | | | | | 25 | 52 | | | | | | | 37 | | |
| 1.2 (40 kW) Eng.C3G 720 (01.96-12.96) 6/94-2/98 | | | | | | | | | | | | | | | | | | | | |
| 19-2665 | | | R | | | | | | | 25 | 52 | | | | | | | 37 | | |
| 1.2 (40 kW) Eng.E7F 706 (01.91-.) 1/91-9/98 | | | | | | | | | | | | | | | | | | | | |
| 19-2665 | | | R | | | | | | | 25 | 52 | | | | | | | 37 | | |
| 1.2 (44 kW) Eng.E5F 710, E7F 750 (01.94-.) 1/91-9/98 | | | | | | | | | | | | | | | | | | | | |
| 19-2665 | | | R | | | | | | | 25 | 52 | | | | | | | 37 | | |
| 1.9 D (48 kW) Eng.F8Q 730 (01.91-12.93), F8Q 732 (01.91-.) 1/91-9/98 | | | | | | | | | | | | | | | | | | | | |
| 19-2350 | | | F | | | | | | | 37 | 72 | | | | | | | 37 | | |
| 19-2665 | | | R | | | | | | | 25 | 52 | | | | | | | 37 | | |
| 1.9 RND (40 kW) Eng.F8Q 678 4/96-2/98 | | | | | | | | | | | | | | | | | | | | |
| 19-2350 | | | F | | | | | | | 37 | 72 | | | | | | | 37 | | |
| 19-2665 | | | R | | | | | | | 25 | 52 | | | | | | | 37 | | |
| Clio II Van (SB0/1/2_) 9/98-1/70 | | | | | | | | | | | | | | | | | | | | |
| 1.2 (SB0A, SB0F, SB10) (44 kW) Eng.D7F 722, D7F 726, D7F 746 3/99-10/03 | | | | | | | | | | | | | | | | | | | | |
| 19-2196 | | | F | | | | | | | 35 | 65 | | | | | | | 35 | | |
| 19-2665 | | | R | | | | | | | 25 | 52 | | | | | | | 37 | | Brake drum |

RENAULT LCV

| METELLI ref | Spare Parts | | F/R | L/R | | | ABS | A | B | C | D | E | F | G | H | I | L | M | Fig | NOTE |
|--|-------------|--|-----|-----|--|--|-----|---|---|----|----|---|---|---|---|---|---|----|-----|-----------------|
| 1.2 (SB0A, SB0F, SB1K, SB2D) (43 kW) Eng.D7F 720, D7F 726, D7F 746 9/98-1/70 | | | | | | | | | | | | | | | | | | | | |
| 19-2196 | | | F | | | | | | | 35 | 65 | | | | | | | 35 | | |
| 19-2665 | | | R | | | | | | | 25 | 52 | | | | | | | 37 | | Brake drum |
| 1.5 dCi (50 kW) Eng.K9K 714 4/04-1/70 | | | | | | | | | | | | | | | | | | | | |
| 19-2350 | | | F | | | | | | | 37 | 72 | | | | | | | 37 | | Brake disc |
| 19-2665 | | | R | | | | | | | 25 | 52 | | | | | | | 37 | | Rear Drum Brake |
| 1.5 dCi (59 kW) Eng.K9K 702 6/01-10/04 | | | | | | | | | | | | | | | | | | | | |
| 19-2350 | | | F | | | | | | | 37 | 72 | | | | | | | 37 | | |
| 19-2665 | | | R | | | | | | | 25 | 52 | | | | | | | 37 | | Brake drum |
| 1.5 dCi (60 kW) Eng.K9K 702, K9K 710, K9K 716 11/03-1/70 | | | | | | | | | | | | | | | | | | | | |
| 19-2350 | | | F | | | | | | | 37 | 72 | | | | | | | 37 | | |
| 19-2665 | | | R | | | | | | | 25 | 52 | | | | | | | 37 | | Brake drum |
| 1.5 dCi (SB07) (48 kW) Eng.K9K 700, K9K 704 6/01-1/70 | | | | | | | | | | | | | | | | | | | | |
| 19-2350 | | | F | | | | | | | 37 | 72 | | | | | | | 37 | | |
| 19-2665 | | | R | | | | | | | 25 | 52 | | | | | | | 37 | | Brake drum |
| 1.6 (SB0H) (79 kW) Eng.K4M 746 11/03-1/70 | | | | | | | | | | | | | | | | | | | | |
| 19-2350 | | | F | | | | | | | 37 | 72 | | | | | | | 37 | | Brake disc |
| 19-2665 | | | R | | | | | | | 25 | 52 | | | | | | | 37 | | Rear Drum Brake |
| 1.9 D (SB0E) (47 kW) Eng.F8Q 630 9/98-1/70 | | | | | | | | | | | | | | | | | | | | |
| 19-2350 | | | F | | | | | | | 37 | 72 | | | | | | | 37 | | |
| 19-2665 | | | R | | | | | | | 25 | 52 | | | | | | | 37 | | Brake drum |
| 1.9 D (SB0J) (48 kW) Eng.F8Q 632 2/00-5/01 | | | | | | | | | | | | | | | | | | | | |
| 19-2350 | | | F | | | | | | | 37 | 72 | | | | | | | 37 | | |
| 19-2665 | | | R | | | | | | | 25 | 52 | | | | | | | 37 | | Brake drum |
| 1.9 D (SB0R) (40 kW) Eng.F8Q 662 3/99-1/00 | | | | | | | | | | | | | | | | | | | | |
| 19-2350 | | | F | | | | | | | 37 | 72 | | | | | | | 37 | | |
| 19-2665 | | | R | | | | | | | 25 | 52 | | | | | | | 37 | | Rear Drum Brake |
| 1.9 DTi (SB0U) (59 kW) Eng.F9Q 780 2/00-5/01 | | | | | | | | | | | | | | | | | | | | |
| 19-2350 | | | F | | | | | | | 37 | 72 | | | | | | | 37 | | |

RENAULT LCV

| METELLI ref | Spare Parts | F/R | L/R | ABS | A | B | C | D | E | F | G | H | I | L | M | Fig | NOTE |
|---|-------------|-----|-----|-----|---|---|----|----|---|---|---|---|---|----|---|-----|------------|
| 19-2665 | | R | | | | | 25 | 52 | | | | | | 37 | | | Brake drum |
| Clio III Van (SB_, SR_) 6/05-12/14 | | | | | | | | | | | | | | | | | |
| 1.2 (SR0J) (55 kW) Eng.D4F 740 11/05-12/14 | | | | | | | | | | | | | | | | | |
| 19-2347 | | F | | | | | 37 | 72 | | | | | | 37 | | | |
| 1.2 (SR0P) (74 kW) Eng.D4F 784 11/07-12/11 | | | | | | | | | | | | | | | | | |
| 19-2347 | | F | | | | | 37 | 72 | | | | | | 37 | | | |
| 1.2 Hi-Flex (SR1U) (58 kW) Eng.D4F 742 11/07-12/09 | | | | | | | | | | | | | | | | | |
| 19-2347 | | F | | | | | 37 | 72 | | | | | | 37 | | | |
| 1.5 dCi (50 kW) Eng.K9K 768 10/05-7/10 | | | | | | | | | | | | | | | | | |
| 19-2347 | | F | | | | | 37 | 72 | | | | | | 37 | | | |
| 1.5 dCi (55 kW) Eng.K9K 770 8/10-12/14 | | | | | | | | | | | | | | | | | |
| 19-2347 | | F | | | | | 37 | 72 | | | | | | 37 | | | |
| 1.5 dCi (63 kW) Eng.K9K 766 6/05-7/10 | | | | | | | | | | | | | | | | | |
| 19-2347 | | F | | | | | 37 | 72 | | | | | | 37 | | | |
| 1.5 dCi (78 kW) Eng.K9K 764, K9K 772 10/05-10/07 | | | | | | | | | | | | | | | | | |
| 19-2348 | | F | | | | | 42 | 77 | | | | | | 39 | | | |
| 1.5 dCi (SR1H) (65 kW) Eng.K9K 770 8/10-12/14 | | | | | | | | | | | | | | | | | |
| 19-2347 | | F | | | | | 37 | 72 | | | | | | 37 | | | |
| Clio IV Van 1/14-1/70 | | | | | | | | | | | | | | | | | |
| 0.9 TCe 90 (66 kW) Eng.H4B 400, H4B 408 1/14-1/70 | | | | | | | | | | | | | | | | | |
| 19-2347 | | F | | | | | 37 | 72 | | | | | | 37 | | | |
| 0.9 TCe 90 LPG (BHM1) (66 kW) Eng.H4B 410 8/15-1/70 | | | | | | | | | | | | | | | | | |
| 19-2347 | | F | | | | | 37 | 72 | | | | | | 37 | | | |
| 1.2 16V (55 kW) Eng.D4F 722 1/14-1/70 | | | | | | | | | | | | | | | | | |
| 19-2347 | | F | | | | | 37 | 72 | | | | | | 37 | | | |
| 1.5 dCi 75 (55 kW) Eng.K9K 612 1/14-1/70 | | | | | | | | | | | | | | | | | |
| 19-2347 | | F | | | | | 37 | 72 | | | | | | 37 | | | |

RENAULT LCV

| METELLI ref | Spare Parts | F/R | L/R | ABS | A | B | C | D | E | F | G | H | I | L | M | Fig | NOTE |
|---|-------------|-----|-----|-----|---|---|----|----|-------|---|---|---|---|------|---|-----|------------------|
| 1.5 dCi 90 (66 kW) Eng.K9K 608, K9K 628, K9K 629 1/14-1/70 | | | | | | | | | | | | | | | | | |
| 19-2347 | | F | | | | | 37 | 72 | | | | | | 37 | | | |
| Kangoo Express I (FC0/1_) 8/97-1/70 | | | | | | | | | | | | | | | | | |
| 1.0 (50 kW) Eng.D4D 700, D4D 720 1/02-1/07 | | | | | | | | | | | | | | | | | |
| 19-2350 | | F | | | | | 37 | 72 | | | | | | 37 | | | |
| 1.2 (FC01, FC0A, FC0F) (43 kW) Eng.D7F 710 (03.98-), D7F 720, D7F 722, D7F 726, D7F 8/97-1/70 | | | | | | | | | | | | | | | | | |
| 19-2350 | | F | | | | | 37 | 72 | | | | | | 37 | | | |
| 19-2449 | | R | | 96 | | | 25 | | 132,8 | | | | | 73,5 | | | +ABS, Brake drum |
| 19-2607 | | R | | | | | 25 | 55 | | | | | | 43 | | | -ABS, Brake drum |
| 19-2736 | | R | | 43 | | | 25 | | 132,7 | | | | | 73,5 | | | +ABS, Brake drum |
| 1.2 (FC1A) (44 kW) Eng.D7F 710, D7F 722, D7F 744, D7F 764, D7F 766 7/98-7/01 | | | | | | | | | | | | | | | | | |
| 19-2350 | | F | | | | | 37 | 72 | | | | | | 37 | | | |
| 19-2449 | | R | | 96 | | | 25 | | 132,8 | | | | | 73,5 | | | +ABS, Brake drum |
| 19-2607 | | R | | | | | 25 | 55 | | | | | | 43 | | | -ABS, Brake drum |
| 19-2736 | | R | | 43 | | | 25 | | 132,7 | | | | | 73,5 | | | +ABS, Brake drum |
| 1.2 16V (FC05, FC0W, FC1D, FC1P, FC1K, FC0T) (55 kW) Eng.D4F 712, D4F 714, D4F 730 10/01-1/70 | | | | | | | | | | | | | | | | | |
| 19-2350 | | F | | | | | 37 | 72 | | | | | | 37 | | | |
| 19-2449 | | R | | 96 | | | 25 | | 132,8 | | | | | 73,5 | | | +ABS, Brake drum |
| 19-2607 | | R | | | | | 25 | 55 | | | | | | 43 | | | -ABS, Brake drum |
| 19-2736 | | R | | 43 | | | 25 | | 132,7 | | | | | 73,5 | | | +ABS, Brake drum |
| 1.2 BiFuel (43 kW) Eng.D7F 710, D7F 744 7/98-7/01 | | | | | | | | | | | | | | | | | |
| 19-2350 | | F | | | | | 37 | 72 | | | | | | 37 | | | |
| 1.4 (FC0C, FC0B, FC0H, FC0M) (55 kW) Eng.E7J 634, E7J 635, E7J 780 (03.98-), K7J 700, K7J 8/97-6/08 | | | | | | | | | | | | | | | | | |
| 19-2350 | | F | | | | | 37 | 72 | | | | | | 37 | | | |
| 19-2449 | | R | | 96 | | | 25 | | 132,8 | | | | | 73,5 | | | +ABS, Brake drum |
| 19-2607 | | R | | | | | 25 | 55 | | | | | | 43 | | | -ABS, Brake drum |
| 19-2736 | | R | | 43 | | | 25 | | 132,7 | | | | | 73,5 | | | +ABS, Brake drum |

RENAULT LCV

| METELLI ref | Spare Parts | | F/R | L/R | | ABS | A | B | C | D | E | F | G | H | I | L | M | Fig | NOTE |
|---|-------------|--|-----|-----|--|-----|---|---|----|----|-------|---|---|---|---|---|------|-----|------------------|
| 1.5 dCi (45 kW) Eng.K9K 716 10/05-1/70 | | | | | | | | | | | | | | | | | | | |
| 19-2350 | | | F | | | | | | 37 | 72 | | | | | | | 37 | | |
| 19-2449 | | | R | | | 96 | | | 25 | | 132,8 | | | | | | 73,5 | | +ABS, Brake drum |
| 19-2607 | | | R | | | | | | 25 | 55 | | | | | | | 43 | | -ABS, Brake drum |
| 19-2736 | | | R | | | 43 | | | 25 | | 132,7 | | | | | | 73,5 | | +ABS, Brake drum |
| 1.5 dCi (FC07, FC1R) (48 kW) Eng.K9K 700, K9K 702, K9K 704 12/01-1/70 | | | | | | | | | | | | | | | | | | | |
| 19-2350 | | | F | | | | | | 37 | 72 | | | | | | | 37 | | |
| 19-2449 | | | R | | | 96 | | | 25 | | 132,8 | | | | | | 73,5 | | +ABS, Brake drum |
| 19-2607 | | | R | | | | | | 25 | 55 | | | | | | | 43 | | -ABS, Brake drum |
| 19-2736 | | | R | | | 43 | | | 25 | | 132,7 | | | | | | 73,5 | | +ABS, Brake drum |
| 1.5 dCi (FC08, FC09) (60 kW) Eng.K9K 702, K9K 710 4/03-1/70 | | | | | | | | | | | | | | | | | | | |
| 19-2350 | | | F | | | | | | 37 | 72 | | | | | | | 37 | | |
| 19-2449 | | | R | | | 96 | | | 25 | | 132,8 | | | | | | 73,5 | | +ABS, Brake drum |
| 19-2607 | | | R | | | | | | 25 | 55 | | | | | | | 43 | | -ABS, Brake drum |
| 19-2736 | | | R | | | 43 | | | 25 | | 132,7 | | | | | | 73,5 | | +ABS, Brake drum |
| 1.5 dCi (FC1E) (50 kW) Eng.K9K 714 6/05-1/70 | | | | | | | | | | | | | | | | | | | |
| 19-2350 | | | F | | | | | | 37 | 72 | | | | | | | 37 | | |
| 19-2449 | | | R | | | 96 | | | 25 | | 132,8 | | | | | | 73,5 | | +ABS, Brake drum |
| 19-2607 | | | R | | | | | | 25 | 55 | | | | | | | 43 | | -ABS, Brake drum |
| 19-2736 | | | R | | | 43 | | | 25 | | 132,7 | | | | | | 73,5 | | +ABS, Brake drum |
| 1.5 dCi (FC1G) (62 kW) Eng.K9K 718 6/05-1/70 | | | | | | | | | | | | | | | | | | | |
| 19-2350 | | | F | | | | | | 37 | 72 | | | | | | | 37 | | |
| 19-2449 | | | R | | | 96 | | | 25 | | 132,8 | | | | | | 73,5 | | +ABS, Brake drum |
| 19-2607 | | | R | | | | | | 25 | 55 | | | | | | | 43 | | -ABS, Brake drum |
| 19-2736 | | | R | | | 43 | | | 25 | | 132,7 | | | | | | 73,5 | | +ABS, Brake drum |
| 1.5 dCi (FC1R) (42 kW) Eng.K9K 704 12/02-1/70 | | | | | | | | | | | | | | | | | | | |
| 19-2350 | | | F | | | | | | 37 | 72 | | | | | | | 37 | | |
| 19-2449 | | | R | | | 96 | | | 25 | | 132,8 | | | | | | 73,5 | | +ABS, Brake drum |
| 19-2607 | | | R | | | | | | 25 | 55 | | | | | | | 43 | | -ABS, Brake drum |

RENAULT LCV

| METELLI ref | Spare Parts | | F/R | L/R | | ABS | A | B | C | D | E | F | G | H | I | L | M | Fig | NOTE |
|---|-------------|--|-----|-----|--|-----|---|---|----|------|-------|---|---|---|---|------|---|-----|------------------|
| 19-2736 | | | R | | | 43 | | | 25 | | 132,7 | | | | | 73,5 | | | +ABS, Brake drum |
| 1.6 16V (70 kW) Eng.K4M 706, K4M 752 10/01-1/70 | | | | | | | | | | | | | | | | | | | |
| 19-2350 | | | F | | | | | | 37 | 72 | | | | | | 37 | | | |
| 19-2449 | | | R | | | 96 | | | 25 | | 132,8 | | | | | 73,5 | | | +ABS, Brake drum |
| 19-2607 | | | R | | | | | | 25 | 55 | | | | | | 43 | | | -ABS, Brake drum |
| 19-2736 | | | R | | | 43 | | | 25 | | 132,7 | | | | | 73,5 | | | +ABS, Brake drum |
| 1.6 16V 4x4 (FC0L, FC0P, FC0S) (70 kW) Eng.K4M 750, K4M 752, K4M 753 10/01-1/70 | | | | | | | | | | | | | | | | | | | |
| 19-2352 | | | F/R | | | | | | 40 | 84,1 | | | | | | 39,7 | | | Brake disc |
| 1.6 16V bivalent (60 kW) Eng.K4M 850 6/05-1/70 | | | | | | | | | | | | | | | | | | | |
| 19-2350 | | | F | | | | | | 37 | 72 | | | | | | 37 | | | |
| 19-2449 | | | R | | | 96 | | | 25 | | 132,8 | | | | | 73,5 | | | +ABS, Brake drum |
| 19-2607 | | | R | | | | | | 25 | 55 | | | | | | 43 | | | -ABS, Brake drum |
| 19-2736 | | | R | | | 43 | | | 25 | | 132,7 | | | | | 73,5 | | | +ABS, Brake drum |
| 1.9 D (FC0J) (48 kW) Eng.F8Q 632 9/99-6/03 | | | | | | | | | | | | | | | | | | | |
| 19-2350 | | | F | | | | | | 37 | 72 | | | | | | 37 | | | |
| 19-2607 | | | R | | | | | | 25 | 55 | | | | | | 43 | | | -ABS, Brake drum |
| 1.9 dCi (FC0V) (62 kW) Eng.F9Q 782, F9Q 790 7/03-1/70 | | | | | | | | | | | | | | | | | | | |
| 19-2350 | | | F | | | | | | 37 | 72 | | | | | | 37 | | | |
| 19-2449 | | | R | | | 96 | | | 25 | | 132,8 | | | | | 73,5 | | | +ABS, Brake drum |
| 19-2607 | | | R | | | | | | 25 | 55 | | | | | | 43 | | | -ABS, Brake drum |
| 19-2736 | | | R | | | 43 | | | 25 | | 132,7 | | | | | 73,5 | | | +ABS, Brake drum |
| 1.9 dCi 4x4 (FC0V) (59 kW) Eng.F9Q 782, F9Q 790 10/01-1/70 | | | | | | | | | | | | | | | | | | | |
| 19-2352 | | | F/R | | | | | | 40 | 84,1 | | | | | | 39,7 | | | Brake disc |
| 1.9 dCi 4x4 (FC0V) (62 kW) Eng.F9Q 790 7/03-1/70 | | | | | | | | | | | | | | | | | | | |
| 19-2352 | | | F/R | | | | | | 40 | 84,1 | | | | | | 39,7 | | | Brake disc |
| 1.9 dTi (FC0U) (59 kW) Eng.F9Q 780, F9Q 782, F9Q 790 2/00-1/70 | | | | | | | | | | | | | | | | | | | |
| 19-2350 | | | F | | | | | | 37 | 72 | | | | | | 37 | | | |
| 19-2449 | | | R | | | 96 | | | 25 | | 132,8 | | | | | 73,5 | | | +ABS, Brake drum |
| 19-2607 | | | R | | | | | | 25 | 55 | | | | | | 43 | | | -ABS, Brake drum |

RENAULT LCV

| METELLI ref | Spare Parts | | F/R | L/R | | ABS | A | B | C | D | E | F | G | H | I | L | M | Fig | NOTE |
|---|-------------|--|-----|-----|--|-----|---|---|----|----|-------|---|---|---|---|------|---|-----|-----------------------------|
| 19-2736 | | | R | | | 43 | | | 25 | | 132,7 | | | | | 73,5 | | | +ABS, Brake drum |
| D 55 1.9 (FC0D) (40 kW) Eng.F8Q 662 (03.98-) 8/97-1/70 | | | | | | | | | | | | | | | | | | | |
| 19-2350 | | | F | | | | | | 37 | 72 | | | | | | 37 | | | |
| 19-2449 | | | R | | | 96 | | | 25 | | 132,8 | | | | | 73,5 | | | +ABS, Brake drum |
| 19-2607 | | | R | | | | | | 25 | 55 | | | | | | 43 | | | -ABS, Brake drum |
| 19-2736 | | | R | | | 43 | | | 25 | | 132,7 | | | | | 73,5 | | | +ABS, Brake drum |
| D 65 1.9 (FC0E, FC02, FC0J, FC0N) (47 kW) Eng.F8Q 630 (03.98-), F8Q 632 8/97-1/70 | | | | | | | | | | | | | | | | | | | |
| 19-2350 | | | F | | | | | | 37 | 72 | | | | | | 37 | | | |
| 19-2449 | | | R | | | 96 | | | 25 | | 132,8 | | | | | 73,5 | | | +ABS, Brake drum |
| 19-2607 | | | R | | | | | | 25 | 55 | | | | | | 43 | | | -ABS, Brake drum |
| 19-2736 | | | R | | | 43 | | | 25 | | 132,7 | | | | | 73,5 | | | +ABS, Brake drum |
| Kangoo Express II (FW0/1_) 2/08-1/70 | | | | | | | | | | | | | | | | | | | |
| 1.2 TCe 115 (84 kW) Eng.H5F 400, H5F 408, H5F 412 7/13-1/70 | | | | | | | | | | | | | | | | | | | |
| 19-2347 | | | F | | | | | | 37 | 72 | | | | | | 37 | | | Passo corto/Wheelbase short |
| 19-8135 | | | R | | | | | | 30 | 62 | | | | | | 48 | | | Rear Drum Brake |
| 19-8152 | | | F | | | | | | 45 | 83 | | | | | | 39 | | | 15/16Inch Wheels |
| 1.5 dCi (50 kW) Eng.K9K 800 2/08-1/70 | | | | | | | | | | | | | | | | | | | |
| 19-2347 | | | F | | | | | | 37 | 72 | | | | | | 37 | | | Passo corto/Wheelbase short |
| 19-8152 | | | F | | | | | | 45 | 83 | | | | | | 39 | | | 15/16Inch Wheels |
| 1.5 dCi (FW0F) (76 kW) Eng.K9K 806 2/08-1/70 | | | | | | | | | | | | | | | | | | | |
| 19-2347 | | | F | | | | | | 37 | 72 | | | | | | 37 | | | Passo corto/Wheelbase short |
| 19-8152 | | | F | | | | | | 45 | 83 | | | | | | 39 | | | 15/16Inch Wheels |
| 1.5 dCi 110 (80 kW) Eng.K9K 804, K9K 816 9/10-1/70 | | | | | | | | | | | | | | | | | | | |
| 19-2347 | | | F | | | | | | 37 | 72 | | | | | | 37 | | | Passo corto/Wheelbase short |
| 19-8152 | | | F | | | | | | 45 | 83 | | | | | | 39 | | | 15/16Inch Wheels |
| 1.5 dCi 110 (81 kW) Eng.K9K 636, K9K 646, K9K 647, K9K 648 9/13-1/70 | | | | | | | | | | | | | | | | | | | |
| 19-8152 | | | F | | | | | | 45 | 83 | | | | | | 39 | | | 15/16Inch Wheels |

RENAULT LCV

| METELLI ref | Spare Parts | | F/R | L/R | | | ABS | A | B | C | D | E | F | G | H | I | L | M | Fig | NOTE |
|--|-------------|--|-----|-----|--|--|-----|---|---|----|----|---|---|---|---|---|---|---|-----|--------------------------------|
| 1.5 dCi 115 (FW17) (85 kW) Eng.K9K 872 10/19-1/70 | | | | | | | | | | | | | | | | | | | | |
| 19-8152 | | | F | | | | | | | 45 | 83 | | | | | | | | 39 | |
| 1.5 dCi 75 (55 kW) Eng.K9K 608, K9K 628, K9K 808 9/10-1/70 | | | | | | | | | | | | | | | | | | | | |
| 19-2347 | | | F | | | | | | | 37 | 72 | | | | | | | | 37 | Passo corto/Wheelbase short |
| 19-8152 | | | F | | | | | | | 45 | 83 | | | | | | | | 39 | 15/16Inch Wheels |
| 1.5 dCi 85 (FW0A, FW0B) (63 kW) Eng.K9K 802, K9K 812 2/08-1/70 | | | | | | | | | | | | | | | | | | | | |
| 19-2347 | | | F | | | | | | | 37 | 72 | | | | | | | | 37 | Passo corto/Wheelbase short |
| 19-8152 | | | F | | | | | | | 45 | 83 | | | | | | | | 39 | 15/16Inch Wheels |
| 1.5 dCi 90 (FW0G) (66 kW) Eng.K9K 608, K9K 628 (06.16-), K9K 808 6/09-1/70 | | | | | | | | | | | | | | | | | | | | |
| 19-2347 | | | F | | | | | | | 37 | 72 | | | | | | | | 37 | Passo corto/Wheelbase short |
| 19-8152 | | | F | | | | | | | 45 | 83 | | | | | | | | 39 | Eng. K9K 808, 15/16Inch Wheels |
| 1.5 dCi 90 (FW18) (67 kW) Eng.K9K 647 8/17-1/70 | | | | | | | | | | | | | | | | | | | | |
| 19-8152 | | | F | | | | | | | 45 | 83 | | | | | | | | 39 | 15/16Inch Wheels |
| 1.5 dCi 95 (FW16) (70 kW) Eng.K9K 872 10/19-1/70 | | | | | | | | | | | | | | | | | | | | |
| 19-8152 | | | F | | | | | | | 45 | 83 | | | | | | | | 39 | |
| 1.6 (64 kW) Eng.K7M 750 2/08-1/70 | | | | | | | | | | | | | | | | | | | | |
| 19-2347 | | | F | | | | | | | 37 | 72 | | | | | | | | 37 | Passo corto/Wheelbase short |
| 19-8152 | | | F | | | | | | | 45 | 83 | | | | | | | | 39 | 15/16Inch Wheels |
| 1.6 16V (78 kW) Eng.K4M 830, K4M 831, K4M 834 2/08-1/70 | | | | | | | | | | | | | | | | | | | | |
| 19-2347 | | | F | | | | | | | 37 | 72 | | | | | | | | 37 | Passo corto/Wheelbase short |
| 19-8152 | | | F | | | | | | | 45 | 83 | | | | | | | | 39 | 15/16Inch Wheels |
| 1.6 16V LPG (72 kW) Eng.K4M 834 2/08-1/70 | | | | | | | | | | | | | | | | | | | | |
| 19-2347 | | | F | | | | | | | 37 | 72 | | | | | | | | 37 | Passo corto/Wheelbase short |
| 19-8152 | | | F | | | | | | | 45 | 83 | | | | | | | | 39 | 15/16Inch Wheels |
| Z.E. (44 kW) Eng.5AM 400 (10.11-03.17), 5AQ 604 (04.17-) 10/11-1/70 | | | | | | | | | | | | | | | | | | | | |
| 19-2347 | | | F | | | | | | | 37 | 72 | | | | | | | | 37 | Passo corto/Wheelbase short |
| 19-8152 | | | F | | | | | | | 45 | 83 | | | | | | | | 39 | 15/16Inch Wheels |

RENAULT LCV

| METELLI ref | Spare Parts | | F/R | L/R | | | ABS | A | B | C | D | E | F | G | H | I | L | M | Fig | NOTE |
|--|-------------|--|-----|-----|--|--|-----|---|---|----|----|---|---|---|---|---|----|---|-----|------------|
| Logan Express (US_) 4/07-1/70 | | | | | | | | | | | | | | | | | | | | |
| 1.5 dCi (50 kW) Eng.K9K 792 4/07-1/70 | | | | | | | | | | | | | | | | | | | | |
| 19-2347 | | | F | | | | | | | 37 | 72 | | | | | | 37 | | | +ABS |
| 19-2350 | | | F | | | | | | | 37 | 72 | | | | | | 37 | | | -ABS |
| 1.6 (64 kW) Eng.K7M 710 4/07-1/70 | | | | | | | | | | | | | | | | | | | | |
| 19-2347 | | | F | | | | | | | 37 | 72 | | | | | | 37 | | | +ABS |
| 19-2350 | | | F | | | | | | | 37 | 72 | | | | | | 37 | | | -ABS |
| Logan Pick-up (US_)/ Tondar 90 1/10-8/13 | | | | | | | | | | | | | | | | | | | | |
| 1.6 16V (US1Y) (77 kW) Eng.K4M 690 1/10-8/13 | | | | | | | | | | | | | | | | | | | | |
| 19-2347 | | | F | | | | | | | 37 | 72 | | | | | | 37 | | | +ABS |
| 19-2350 | | | F | | | | | | | 37 | 72 | | | | | | 37 | | | -ABS |
| Megane I Kombi van (KA_) 2/00-7/03 | | | | | | | | | | | | | | | | | | | | |
| 1.4 (KA0D) (70 kW) Eng.K4J 714, K4J 750 4/01-7/03 | | | | | | | | | | | | | | | | | | | | |
| 19-2350 | | | F | | | | | | | 37 | 72 | | | | | | 37 | | | Brake disc |
| 1.6 (KA0B, KA04) (79 kW) Eng.K4M 700, K4M 701, K4M 708, K4M 709 4/01-7/03 | | | | | | | | | | | | | | | | | | | | |
| 19-2350 | | | F | | | | | | | 37 | 72 | | | | | | 37 | | | Brake disc |
| 1.6 BiFuel (KA04) (80 kW) Eng.K4M 704 4/01-7/03 | | | | | | | | | | | | | | | | | | | | |
| 19-2350 | | | F | | | | | | | 37 | 72 | | | | | | 37 | | | Brake disc |
| 1.6 BiFuel (KA0B) (79 kW) Eng.K4M 712 4/01-7/03 | | | | | | | | | | | | | | | | | | | | |
| 19-2350 | | | F | | | | | | | 37 | 72 | | | | | | 37 | | | Brake disc |
| 1.8 (KA1M) (85 kW) Eng.F4P 722 4/01-7/03 | | | | | | | | | | | | | | | | | | | | |
| 19-2350 | | | F | | | | | | | 37 | 72 | | | | | | 37 | | | Brake disc |
| 1.9 D (KA0R) (47 kW) Eng.F8Q 622 2/00-9/00 | | | | | | | | | | | | | | | | | | | | |
| 19-2350 | | | F | | | | | | | 37 | 72 | | | | | | 37 | | | Brake disc |
| 1.9 dCi (KA05) (75 kW) Eng.F9Q 732, F9Q 733 4/01-7/03 | | | | | | | | | | | | | | | | | | | | |
| 19-2350 | | | F | | | | | | | 37 | 72 | | | | | | 37 | | | Brake disc |

RENAULT LCV

| METELLI ref | Spare Parts | F/R | L/R | ABS | A | B | C | D | E | F | G | H | I | L | M | Fig | NOTE |
|---|-------------|-----|-----|-----|---|---|------|-----|-------|---|---|---|---|----|---|-----|------------------|
| 1.9 dCi (KA05) (77 kW) Eng.F9Q 732, F9Q 733 4/01-7/03 | | | | | | | | | | | | | | | | | |
| 19-2350 | | F | | | | | 37 | 72 | | | | | | 37 | | | Brake disc |
| 1.9 DTI (KA1U) (59 kW) Eng.F9Q 744 4/01-7/03 | | | | | | | | | | | | | | | | | |
| 19-2350 | | F | | | | | 37 | 72 | | | | | | 37 | | | Brake disc |
| Megane III Combi Van (KZ0/1) 1/09-8/15 | | | | | | | | | | | | | | | | | |
| 1.5 dCi (63 kW) Eng.K9K 830 3/10-8/15 | | | | | | | | | | | | | | | | | |
| 19-2872 | | F | | | | | 42 | 80 | | | | | | 39 | | | Brake disc |
| 1.5 dCi (78 kW) Eng.K9K 832 3/10-8/15 | | | | | | | | | | | | | | | | | |
| 19-2872 | | F | | | | | 42 | 80 | | | | | | 39 | | | Brake disc |
| Rapid Van (F40_, G40_)/ Extra Express 7/85-11/98 | | | | | | | | | | | | | | | | | |
| 1.0 (27 kW) Eng.C1C 706 2/86-5/92 | | | | | | | | | | | | | | | | | |
| 19-2196 | | F | | | | | 35 | 65 | | | | | | 35 | | | |
| 19-2350 | | F | | | | | 37 | 72 | | | | | | 37 | | | |
| 19-2606 | | R | | | | | 25 | 52 | | | | | | 43 | | | Brake Drum 7Inch |
| 19-2607 | | R | | | | | 25 | 55 | | | | | | 43 | | | Brake Drum 8Inch |
| 19-2624 | | R | | | | | 24,3 | 120 | 132,8 | | | | | 75 | | | Mod. G40W |
| 1.1 (F40H) (33 kW) Eng.C1E 756 (06.87-07.89) 6/87-9/91 | | | | | | | | | | | | | | | | | |
| 19-2606 | | R | | | | | 25 | 52 | | | | | | 43 | | | |
| 1.2 (F406, G40A) (40 kW) Eng.C3G 710, C3G 712 9/91-3/98 | | | | | | | | | | | | | | | | | |
| 19-2196 | | F | | | | | 35 | 65 | | | | | | 35 | | | |
| 19-2350 | 10/96- | F | | | | | 37 | 72 | | | | | | 37 | | | |
| 19-2607 | | R | | | | | 25 | 55 | | | | | | 43 | | | |
| 1.4 (F402) (43 kW) Eng.C1J 768 (-.08.91), C1J 780 (-.08.91) 7/85-8/91 | | | | | | | | | | | | | | | | | |
| 19-2196 | | F | | | | | 35 | 65 | | | | | | 35 | | | |
| 19-2607 | | R | | | | | 25 | 55 | | | | | | 43 | | | |
| 1.4 (F40D) (58 kW) Eng.E7J 728 (01.94-.) 1/94-3/98 | | | | | | | | | | | | | | | | | |
| 19-2196 | | F | | | | | 35 | 65 | | | | | | 35 | | | |

RENAULT LCV

| METELLI ref | Spare Parts | | F/R | L/R | | ABS | A | B | C | D | E | F | G | H | I | L | M | Fig | NOTE |
|--|-------------|--------|-----|-----|--|-----|---|---|------|-----|-------|---|---|---|---|----|---|-----|------------------|
| 19-2350 | | 10/96- | F | | | | | | 37 | 72 | | | | | | 37 | | | |
| 19-2607 | | | R | | | | | | 25 | 55 | | | | | | 43 | | | |
| 19-2624 | | | R | | | | | | 24,3 | 120 | 132,8 | | | | | 75 | | | |
| 1.4 (F40M) (44 kW) Eng.C2J 784 (-.08.91) 3/86-8/91 | | | | | | | | | | | | | | | | | | | |
| 19-2196 | | | F | | | | | | 35 | 65 | | | | | | 35 | | | |
| 19-2607 | | | R | | | | | | 25 | 55 | | | | | | 43 | | | |
| 1.4 (F40U, F40V) (55 kW) Eng.E7J 720 (09.91-09.95), E7J 724 (09.91-09.95), E7J 9/91-3/98 | | | | | | | | | | | | | | | | | | | |
| 19-2196 | | | F | | | | | | 35 | 65 | | | | | | 35 | | | |
| 19-2350 | | | F | | | | | | 37 | 72 | | | | | | 37 | | | |
| 19-2607 | | | R | | | | | | 25 | 55 | | | | | | 43 | | | |
| 19-2624 | | | R | | | | | | 24,3 | 120 | 132,8 | | | | | 75 | | | |
| 1.4 Cat (F407) (43 kW) Eng.C3J 700, C3J 702 (08.88-.), C3J 760 (-.08.91), C3J 8/88-3/98 | | | | | | | | | | | | | | | | | | | |
| 19-2196 | | | F | | | | | | 35 | 65 | | | | | | 35 | | | |
| 19-2607 | | | R | | | | | | 25 | 55 | | | | | | 43 | | | |
| 1.6 D (F404) (40 kW) Eng.F8M 720 (03.86-08.91), F8M 730 (03.86-08.91), F8M 3/86-8/98 | | | | | | | | | | | | | | | | | | | |
| 19-2196 | | | F | | | | | | 35 | 65 | | | | | | 35 | | | |
| 19-2350 | | | F | | | | | | 37 | 72 | | | | | | 37 | | | |
| 19-2606 | | -07/86 | R | | | | | | 25 | 52 | | | | | | 43 | | | Brake Drum 7Inch |
| 19-2607 | | | R | | | | | | 25 | 55 | | | | | | 43 | | | Brake Drum 8Inch |
| 19-2624 | | | R | | | | | | 24,3 | 120 | 132,8 | | | | | 75 | | | |
| 1.9 D (F40R) (40 kW) Eng.F8Q 640 (09.94-.), F8Q 648, F8Q 682 9/94-3/98 | | | | | | | | | | | | | | | | | | | |
| 19-2196 | | | F | | | | | | 35 | 65 | | | | | | 35 | | | |
| 19-2350 | | | F | | | | | | 37 | 72 | | | | | | 37 | | | |
| 19-2607 | | | R | | | | | | 25 | 55 | | | | | | 43 | | | |
| 19-2624 | | | R | | | | | | 24,3 | 120 | 132,8 | | | | | 75 | | | |
| Super 5 Van (S40_) 10/84-12/96 | | | | | | | | | | | | | | | | | | | |
| 1.0 (S400) (30 kW) Eng.C1C 700 (10.84-.) 10/84-10/88 | | | | | | | | | | | | | | | | | | | |
| 19-2665 | | | R | | | | | | 25 | 52 | | | | | | 37 | | | |

RENAULT LCV

| METELLI ref | Spare Parts | | F/R | L/R | | | ABS | A | B | C | D | E | F | G | H | I | L | M | Fig | NOTE |
|---|-------------|--------|-----|-----|--|--|-----|---|---|----|----|---|---|---|---|-------|---|----|-----|------|
| 1.1 (S401) (34 kW) Eng.C1E 750 (-06.90), C1E 752 (-06.89), C1E 754 (-0 10/84-12/96) | | | | | | | | | | | | | | | | | | | | |
| 19-2665 | | | R | | | | | | | 25 | 52 | | | | | | | 37 | | |
| 1.2 (S40F, S407) (44 kW) Eng.C1G 702 1/87-12/96 | | | | | | | | | | | | | | | | | | | | |
| 19-2665 | | | R | | | | | | | 25 | 52 | | | | | | | 37 | | |
| 1.4 (44 kW) Eng.C3J 700 9/85-7/86 | | | | | | | | | | | | | | | | | | | | |
| 19-2196 | | | F | | | | | | | 35 | 65 | | | | | | | 35 | | |
| 1.4 (85 kW) Eng.C1J 788 (06.87-.) 4/85-10/87 | | | | | | | | | | | | | | | | | | | | |
| 19-2196 | | | F | | | | | | | 35 | 65 | | | | | | | 35 | | |
| 19-2665 | | | R | | | | | | | 25 | 52 | | | | | | | 37 | | |
| 1.6 D (S404) (40 kW) Eng.F8M 720 10/84-12/96 | | | | | | | | | | | | | | | | | | | | |
| 19-2665 | | | R | | | | | | | 25 | 52 | | | | | | | 37 | | |
| Trafic I Bus (T5, T6, T7) 3/80-4/89 | | | | | | | | | | | | | | | | | | | | |
| 1.4 (35 kW) Eng.847 700 (03.80-04.89), 847 701 (03.80-04.89), C1J 3/80-4/89 | | | | | | | | | | | | | | | | | | | | |
| 19-2198 | | | F | | | | | | | 42 | 84 | | | | | | | 39 | | |
| 19-2619 | | 03/89- | R | | | | | | | 25 | 62 | | | | | 19,25 | | 18 | | |
| 1.6 (48 kW) Eng.841 705, A1M 707 (01.84-.), A1M 708 (01.84-.) 1/84-6/86 | | | | | | | | | | | | | | | | | | | | |
| 19-2198 | | | F | | | | | | | 42 | 84 | | | | | | | 39 | | |
| 1.6 4x4 (48 kW) Eng.A1M 707 (01.84-.) 3/80-8/86 | | | | | | | | | | | | | | | | | | | | |
| 19-2198 | | | F | | | | | | | 42 | 84 | | | | | | | 39 | | |
| 1.7 (50 kW) Eng.F1N 724 (06.86-.) 6/86-4/89 | | | | | | | | | | | | | | | | | | | | |
| 19-2198 | | | F | | | | | | | 42 | 84 | | | | | | | 39 | | |
| 19-2619 | | 03/89- | R | | | | | | | 25 | 62 | | | | | 19,25 | | 18 | | |
| 2.0 (58 kW) Eng.829 720 7/80-4/85 | | | | | | | | | | | | | | | | | | | | |
| 19-2198 | | | F | | | | | | | 42 | 84 | | | | | | | 39 | | |
| 2.0 (59 kW) Eng.J5R 716, J5R 722 (06.86-04.89), J5R 726 (06.86-.) 6/86-4/89 | | | | | | | | | | | | | | | | | | | | |
| 19-2198 | | | F | | | | | | | 42 | 84 | | | | | | | 39 | | |
| 19-2619 | | 03/89- | R | | | | | | | 25 | 62 | | | | | 19,25 | | 18 | | |

RENAULT LCV

| METELLI ref | Spare Parts | | F/R | L/R | | | ABS | A | B | C | D | E | F | G | H | I | L | M | Fig | NOTE |
|---|-------------|--------|-----|-----|--|--|-----|---|---|----|----|---|---|---|---|-------|---|---|-----|------|
| 2.1 D (43 kW) Eng.852 750 (09.80-.) 9/80-4/89 | | | | | | | | | | | | | | | | | | | | |
| 19-2198 | | | F | | | | | | | 42 | 84 | | | | | | | | 39 | |
| 19-2619 | | 03/89- | R | | | | | | | 25 | 62 | | | | | 19,25 | | | 18 | |
| 2.1 D (43 kW) Eng.852 750 5/86-2/89 | | | | | | | | | | | | | | | | | | | | |
| 19-2198 | | | F | | | | | | | 42 | 84 | | | | | | | | 39 | |
| 2.1 D 4x4 (43 kW) Eng.852 750 (11.86-.) 11/86-4/89 | | | | | | | | | | | | | | | | | | | | |
| 19-2198 | | | F | | | | | | | 42 | 84 | | | | | | | | 39 | |
| Trafic II Bus (TXW) 3/89-3/01 | | | | | | | | | | | | | | | | | | | | |
| 1.7 (50 kW) Eng.F1N 724 (08.92-.) 8/92-8/94 | | | | | | | | | | | | | | | | | | | | |
| 19-2198 | | | F | | | | | | | 42 | 84 | | | | | | | | 39 | |
| 19-2619 | | | R | | | | | | | 25 | 62 | | | | | 19,25 | | | 18 | |
| 1.9 D (44 kW) Eng.F8Q 600, F8Q 606 6/97-3/01 | | | | | | | | | | | | | | | | | | | | |
| 19-2198 | | | F | | | | | | | 42 | 84 | | | | | | | | 39 | |
| 19-2619 | | | R | | | | | | | 25 | 62 | | | | | 19,25 | | | 18 | |
| 2.0 (59 kW) Eng.J5R 726 (05.89-.) 5/89-8/90 | | | | | | | | | | | | | | | | | | | | |
| 19-2198 | | | F | | | | | | | 42 | 84 | | | | | | | | 39 | |
| 19-2619 | | | R | | | | | | | 25 | 62 | | | | | 19,25 | | | 18 | |
| 2.1 D (43 kW) Eng.852 720 (05.89-.), 852 750 (05.89-.) 5/89-6/94 | | | | | | | | | | | | | | | | | | | | |
| 19-2198 | | | F | | | | | | | 42 | 84 | | | | | | | | 39 | |
| 19-2619 | | | R | | | | | | | 25 | 62 | | | | | 19,25 | | | 18 | |
| 2.1 D (47 kW) Eng.J8S 620 (06.94-.), J8S 758 (06.94-.) 6/94-10/97 | | | | | | | | | | | | | | | | | | | | |
| 19-2198 | | | F | | | | | | | 42 | 84 | | | | | | | | 39 | |
| 19-2619 | | | R | | | | | | | 25 | 62 | | | | | 19,25 | | | 18 | |
| 2.2 (70 kW) Eng.J7T 780 (05.89-.) 5/89-6/94 | | | | | | | | | | | | | | | | | | | | |
| 19-2198 | | | F | | | | | | | 42 | 84 | | | | | | | | 39 | |
| 19-2619 | | | R | | | | | | | 25 | 62 | | | | | 19,25 | | | 18 | |
| 2.2 (74 kW) Eng.J7T 600 (06.94-.) 6/94-10/97 | | | | | | | | | | | | | | | | | | | | |
| 19-2198 | | | F | | | | | | | 42 | 84 | | | | | | | | 39 | |

RENAULT LCV

| METELLI ref | Spare Parts | F/R | L/R | ABS | A | B | C | D | E | F | G | H | I | L | M | Fig | NOTE |
|---|-------------|-----|-----|-----|---|---|----|----|---|---|---|---|-------|----|---|-----|------|
| 19-2619 | | R | | | | | 25 | 62 | | | | | 19,25 | 18 | | | |
| 2.2 4x4 (70 kW) Eng.J7T 780 (05.89-.) 5/89-6/94 | | | | | | | | | | | | | | | | | |
| 19-2198 | | F | | | | | 42 | 84 | | | | | | 39 | | | |
| 2.2 4x4 (74 kW) Eng.J7T 600 (06.94-.) 6/94-10/97 | | | | | | | | | | | | | | | | | |
| 19-2198 | | F | | | | | 42 | 84 | | | | | | 39 | | | |
| 2.5 D (55 kW) Eng.8140.67.2500, 8140.67.2550, 8140.67.2580, S8U 750 5/89-3/01 | | | | | | | | | | | | | | | | | |
| 19-2198 | | F | | | | | 42 | 84 | | | | | | 39 | | | |
| 19-2619 | | R | | | | | 25 | 62 | | | | | 19,25 | 18 | | | |
| 2.5 D 4x4 (55 kW) Eng.8140.67.2500, 8140.67.2550, 8140.67.2580, S8U 750 8/89-3/01 | | | | | | | | | | | | | | | | | |
| 19-2198 | | F | | | | | 42 | 84 | | | | | | 39 | | | |
| Trafic II Van (TXX) 3/89-3/01 | | | | | | | | | | | | | | | | | |
| 1.4 (35 kW) Eng.C1J 700 (05.89-.) 5/89-6/91 | | | | | | | | | | | | | | | | | |
| 19-2198 | | F | | | | | 42 | 84 | | | | | | 39 | | | |
| 19-2619 | | R | | | | | 25 | 62 | | | | | 19,25 | 18 | | | |
| 1.7 (50 kW) Eng.F1N 720 8/92-8/94 | | | | | | | | | | | | | | | | | |
| 19-2198 | | F | | | | | 42 | 84 | | | | | | 39 | | | |
| 19-2619 | | R | | | | | 25 | 62 | | | | | 19,25 | 18 | | | |
| 1.7 (51 kW) Eng.F1N 724 3/89-8/94 | | | | | | | | | | | | | | | | | |
| 19-2198 | | F | | | | | 42 | 84 | | | | | | 39 | | | |
| 1.9 D (44 kW) Eng.F8Q 600 (02.99-03.01), F8Q 606 (06.97-01.99) 6/97-3/01 | | | | | | | | | | | | | | | | | |
| 19-2198 | | F | | | | | 42 | 84 | | | | | | 39 | | | |
| 19-2619 | | R | | | | | 25 | 62 | | | | | 19,25 | 18 | | | |
| 2.0 (59 kW) Eng.J5R 716 5/89-8/90 | | | | | | | | | | | | | | | | | |
| 19-2198 | | F | | | | | 42 | 84 | | | | | | 39 | | | |
| 19-2619 | | R | | | | | 25 | 62 | | | | | 19,25 | 18 | | | |
| 2.1 D (43 kW) Eng.852 750 (05.89-.) 5/89-6/94 | | | | | | | | | | | | | | | | | |
| 19-2198 | | F | | | | | 42 | 84 | | | | | | 39 | | | |
| 19-2619 | | R | | | | | 25 | 62 | | | | | 19,25 | 18 | | | |

RENAULT LCV

| METELLI ref | Spare Parts | | F/R | L/R | | | ABS | A | B | C | D | E | F | G | H | I | L | M | Fig | NOTE |
|---|-------------|--------|-----|-----|--|--|-----|---|---|----|----|---|---|---|---|-------|---|---|-----|------|
| 2.1 D (47 kW) Eng.J8S 620 (06.94-), J8S 758 (06.94-) 6/94-10/97 | | | | | | | | | | | | | | | | | | | | |
| 19-2198 | | | F | | | | | | | 42 | 84 | | | | | | | | 39 | |
| 19-2619 | | | R | | | | | | | 25 | 62 | | | | | 19,25 | | | 18 | |
| 2.2 (70 kW) Eng.J7T 780 (05.89-) 5/89-6/94 | | | | | | | | | | | | | | | | | | | | |
| 19-2198 | | | F | | | | | | | 42 | 84 | | | | | | | | 39 | |
| 2.2 (74 kW) Eng.J7T 600 (06.94-) 6/94-10/97 | | | | | | | | | | | | | | | | | | | | |
| 19-2198 | | | F | | | | | | | 42 | 84 | | | | | | | | 39 | |
| 19-2619 | | | R | | | | | | | 25 | 62 | | | | | 19,25 | | | 18 | |
| 2.2 4x4 (70 kW) Eng.J7T 780 (05.89-) 5/89-6/94 | | | | | | | | | | | | | | | | | | | | |
| 19-2198 | | | F | | | | | | | 42 | 84 | | | | | | | | 39 | |
| 2.2 4x4 (74 kW) Eng.J7T 600 (06.94-) 6/94-10/97 | | | | | | | | | | | | | | | | | | | | |
| 19-2198 | | | F | | | | | | | 42 | 84 | | | | | | | | 39 | |
| 2.5 D (55 kW) Eng.8140.67.2500, 8140.67.2550, 8140.67.2580, S8U 750 5/89-3/01 | | | | | | | | | | | | | | | | | | | | |
| 19-2198 | | | F | | | | | | | 42 | 84 | | | | | | | | 39 | |
| 19-2619 | | | R | | | | | | | 25 | 62 | | | | | 19,25 | | | 18 | |
| 2.5 D (56 kW) Eng.S8U 750 3/89-8/94 | | | | | | | | | | | | | | | | | | | | |
| 19-2198 | | | F | | | | | | | 42 | 84 | | | | | | | | 39 | |
| 2.5 D 4x4 (55 kW) Eng.8140.67.2500, 8140.67.2580, S8U 750 (05.89-), S8U 5/89-3/01 | | | | | | | | | | | | | | | | | | | | |
| 19-2198 | | | F | | | | | | | 42 | 84 | | | | | | | | 39 | |
| Trafic III Bus (JL) 3/01-1/70 | | | | | | | | | | | | | | | | | | | | |
| 1.9 dCi (59 kW) Eng.F9Q 762 4/01-7/03 | | | | | | | | | | | | | | | | | | | | |
| 19-2342 | | -11/02 | F | | | | | | | 45 | 86 | | | | | | | | 39 | -ABS |
| 19-2343 | | -11/02 | F | | | | | | | 45 | 86 | | | | | | | | 39 | +ABS |
| 19-2349 | | 11/02- | F | | | | | | | 45 | 88 | | | | | | | | 39 | |
| 19-2724 | | | R | | | | | | | 35 | 68 | | | | | | | | 48 | |
| 1.9 dCI 100 (JL0C) (74 kW) Eng.F9Q 760 3/01-10/06 | | | | | | | | | | | | | | | | | | | | |
| 19-2342 | | -11/02 | F | | | | | | | 45 | 86 | | | | | | | | 39 | -ABS |
| 19-2343 | | -11/02 | F | | | | | | | 45 | 86 | | | | | | | | 39 | +ABS |

RENAULT LCV

| METELLI ref | Spare Parts | | F/R | L/R | | ABS | A | B | C | D | E | F | G | H | I | L | M | Fig | NOTE |
|---|-------------|--------|-----|-----|--|-----|---|---|----|----|---|---|---|---|---|----|---|-----|------------|
| 19-2349 | | 11/02- | F | | | | | | 45 | 88 | | | | | | 39 | | | |
| 19-2724 | | | R | | | | | | 35 | 68 | | | | | | 48 | | | |
| 1.9 dCi 80 (JL0B) (60 kW) Eng.F9Q 762 3/01-10/06 | | | | | | | | | | | | | | | | | | | |
| 19-2342 | | -11/02 | F | | | | | | 45 | 86 | | | | | | 39 | | | -ABS |
| 19-2343 | | -11/02 | F | | | | | | 45 | 86 | | | | | | 39 | | | +ABS |
| 19-2349 | | 11/02- | F | | | | | | 45 | 88 | | | | | | 39 | | | |
| 19-2724 | | | R | | | | | | 35 | 68 | | | | | | 48 | | | |
| 2.0 (JL0A) (88 kW) Eng.F4R 720, F4R 722 3/01-1/70 | | | | | | | | | | | | | | | | | | | |
| 19-2342 | | -11/02 | F | | | | | | 45 | 86 | | | | | | 39 | | | -ABS |
| 19-2343 | | -11/02 | F | | | | | | 45 | 86 | | | | | | 39 | | | +ABS |
| 19-2349 | | 11/02- | F | | | | | | 45 | 88 | | | | | | 39 | | | |
| 19-2724 | | | R | | | | | | 35 | 68 | | | | | | 48 | | | |
| 2.0 16V (86 kW) Eng.F4R 820 8/06-1/70 | | | | | | | | | | | | | | | | | | | |
| 19-2349 | | | F | | | | | | 45 | 88 | | | | | | 39 | | | |
| 19-2724 | | | R | | | | | | 35 | 68 | | | | | | 48 | | | |
| 2.0 dCi 115 (JL0H) (84 kW) Eng.M9R 692, M9R 780, M9R 782, M9R 786 8/06-1/70 | | | | | | | | | | | | | | | | | | | |
| 19-2349 | | | F | | | | | | 45 | 88 | | | | | | 39 | | | |
| 19-2724 | | | R | | | | | | 35 | 68 | | | | | | 48 | | | |
| 2.0 dCi 90 (JL0H) (66 kW) Eng.M9R 630, M9R 780, M9R 782, M9R 786 8/06-1/70 | | | | | | | | | | | | | | | | | | | |
| 19-2349 | | | F | | | | | | 45 | 88 | | | | | | 39 | | | |
| 19-2724 | | | R | | | | | | 35 | 68 | | | | | | 48 | | | |
| 2.5 dCi 115 (84 kW) Eng.G9U 630 2/08-1/70 | | | | | | | | | | | | | | | | | | | |
| 19-2349 | | | F | | | | | | 45 | 88 | | | | | | 39 | | | Brake disc |
| 2.5 dCi 135 (JL0D) (99 kW) Eng.G9U 730 5/03-10/06 | | | | | | | | | | | | | | | | | | | |
| 19-2349 | | | F | | | | | | 45 | 88 | | | | | | 39 | | | |
| 19-2724 | | | R | | | | | | 35 | 68 | | | | | | 48 | | | |
| 2.5 dCi 145 (JL0J) (107 kW) Eng.G9U 630 8/06-1/70 | | | | | | | | | | | | | | | | | | | |
| 19-2349 | | | F | | | | | | 45 | 88 | | | | | | 39 | | | |

RENAULT LCV

| METELLI ref | Spare Parts | | F/R | L/R | | | ABS | A | B | C | D | E | F | G | H | I | L | M | Fig | NOTE |
|---|-------------|--------|-----|-----|--|--|-----|---|---|----|----|---|---|---|---|---|----|---|-----|------|
| 19-2724 | | | R | | | | | | | 35 | 68 | | | | | | 48 | | | |
| Trafic III Platform/Chassis (EL) 3/01-1/70 | | | | | | | | | | | | | | | | | | | | |
| 1.9 dCi (59 kW) Eng.F9Q 762 9/01-7/03 | | | | | | | | | | | | | | | | | | | | |
| 19-2342 | | -11/02 | F | | | | | | | 45 | 86 | | | | | | 39 | | | -ABS |
| 19-2343 | | -11/02 | F | | | | | | | 45 | 86 | | | | | | 39 | | | +ABS |
| 19-2349 | | 11/02- | F | | | | | | | 45 | 88 | | | | | | 39 | | | |
| 19-2724 | | | R | | | | | | | 35 | 68 | | | | | | 48 | | | |
| 1.9 dCi 100 (EL0C) (74 kW) Eng.F9Q 760 3/01-10/06 | | | | | | | | | | | | | | | | | | | | |
| 19-2342 | | -11/02 | F | | | | | | | 45 | 86 | | | | | | 39 | | | -ABS |
| 19-2343 | | -11/02 | F | | | | | | | 45 | 86 | | | | | | 39 | | | +ABS |
| 19-2349 | | 11/02- | F | | | | | | | 45 | 88 | | | | | | 39 | | | |
| 19-2724 | | | R | | | | | | | 35 | 68 | | | | | | 48 | | | |
| 1.9 dCi 80 (EL0B) (60 kW) Eng.F9Q 762 3/01-10/06 | | | | | | | | | | | | | | | | | | | | |
| 19-2342 | | -11/02 | F | | | | | | | 45 | 86 | | | | | | 39 | | | -ABS |
| 19-2343 | | -11/02 | F | | | | | | | 45 | 86 | | | | | | 39 | | | +ABS |
| 19-2349 | | 11/02- | F | | | | | | | 45 | 88 | | | | | | 39 | | | |
| 19-2724 | | | R | | | | | | | 35 | 68 | | | | | | 48 | | | |
| 2.0 (EL0A) (88 kW) Eng.F4R 720 3/01-10/06 | | | | | | | | | | | | | | | | | | | | |
| 19-2342 | | -11/02 | F | | | | | | | 45 | 86 | | | | | | 39 | | | -ABS |
| 19-2343 | | -11/02 | F | | | | | | | 45 | 86 | | | | | | 39 | | | +ABS |
| 19-2349 | | 11/02- | F | | | | | | | 45 | 88 | | | | | | 39 | | | |
| 19-2724 | | | R | | | | | | | 35 | 68 | | | | | | 48 | | | |
| 2.0 16V (86 kW) Eng.F4R 820 8/06-1/70 | | | | | | | | | | | | | | | | | | | | |
| 19-2349 | | | F | | | | | | | 45 | 88 | | | | | | 39 | | | |
| 19-2724 | | | R | | | | | | | 35 | 68 | | | | | | 48 | | | |
| 2.0 dCi 115 (EL0H) (84 kW) Eng.M9R 692, M9R 780, M9R 782, M9R 786 8/06-1/70 | | | | | | | | | | | | | | | | | | | | |
| 19-2349 | | | F | | | | | | | 45 | 88 | | | | | | 39 | | | |
| 19-2724 | | | R | | | | | | | 35 | 68 | | | | | | 48 | | | |

RENAULT LCV

| METELLI ref | Spare Parts | | F/R | L/R | | | ABS | A | B | C | D | E | F | G | H | I | L | M | Fig | NOTE |
|--|-------------|--------|-----|-----|--|--|-----|---|---|----|----|---|---|---|---|---|---|---|-----|------|
| 2.0 dCi 90 (EL0H) (66 kW) Eng.M9R 780, M9R 782 8/06-1/70 | | | | | | | | | | | | | | | | | | | | |
| 19-2349 | | | F | | | | | | | 45 | 88 | | | | | | | | 39 | |
| 19-2724 | | | R | | | | | | | 35 | 68 | | | | | | | | 48 | |
| 2.5 dCi (84 kW) Eng.G9U 630 8/07-1/70 | | | | | | | | | | | | | | | | | | | | |
| 19-2349 | | | F | | | | | | | 45 | 88 | | | | | | | | 39 | |
| 19-2724 | | | R | | | | | | | 35 | 68 | | | | | | | | 48 | |
| 2.5 dCi 135 (EL0D) (99 kW) Eng.G9U 730 3/01-10/06 | | | | | | | | | | | | | | | | | | | | |
| 19-2342 | | -11/02 | F | | | | | | | 45 | 86 | | | | | | | | 39 | -ABS |
| 19-2343 | | -11/02 | F | | | | | | | 45 | 86 | | | | | | | | 39 | +ABS |
| 19-2349 | | 11/02- | F | | | | | | | 45 | 88 | | | | | | | | 39 | |
| 19-2724 | | | R | | | | | | | 35 | 68 | | | | | | | | 48 | |
| 2.5 dCi 145 (EL0J) (107 kW) Eng.G9U 630 8/06-1/70 | | | | | | | | | | | | | | | | | | | | |
| 19-2349 | | | F | | | | | | | 45 | 88 | | | | | | | | 39 | |
| 19-2724 | | | R | | | | | | | 35 | 68 | | | | | | | | 48 | |
| Trafic III Van (FL) 3/01-1/70 | | | | | | | | | | | | | | | | | | | | |
| 1.9 dCi (59 kW) Eng.F9Q 762 4/01-7/03 | | | | | | | | | | | | | | | | | | | | |
| 19-2342 | | -11/02 | F | | | | | | | 45 | 86 | | | | | | | | 39 | -ABS |
| 19-2343 | | -11/02 | F | | | | | | | 45 | 86 | | | | | | | | 39 | +ABS |
| 19-2349 | | 11/02- | F | | | | | | | 45 | 88 | | | | | | | | 39 | |
| 19-2724 | | | R | | | | | | | 35 | 68 | | | | | | | | 48 | |
| 1.9 dCi (75 kW) Eng.F9Q 760 3/01-1/70 | | | | | | | | | | | | | | | | | | | | |
| 19-2342 | | -11/02 | F | | | | | | | 45 | 86 | | | | | | | | 39 | -ABS |
| 19-2343 | | -11/02 | F | | | | | | | 45 | 86 | | | | | | | | 39 | +ABS |
| 19-2349 | | 11/02- | F | | | | | | | 45 | 88 | | | | | | | | 39 | |
| 19-2724 | | | R | | | | | | | 35 | 68 | | | | | | | | 48 | |
| 1.9 dCi 100 (FL0C) (74 kW) Eng.F9Q 760 3/01-10/06 | | | | | | | | | | | | | | | | | | | | |
| 19-2342 | | -11/02 | F | | | | | | | 45 | 86 | | | | | | | | 39 | -ABS |
| 19-2343 | | -11/02 | F | | | | | | | 45 | 86 | | | | | | | | 39 | +ABS |

RENAULT LCV

| METELLI ref | Spare Parts | | F/R | L/R | | | ABS | A | B | C | D | E | F | G | H | I | L | M | Fig | NOTE |
|---|-------------|--------|-----|-----|--|--|-----|---|---|----|----|---|---|---|---|---|----|---|-----|------|
| 19-2349 | | 11/02- | F | | | | | | | 45 | 88 | | | | | | 39 | | | |
| 19-2724 | | | R | | | | | | | 35 | 68 | | | | | | 48 | | | |
| 1.9 dCi 80 (FL0B) (60 kW) Eng.F9Q 760, F9Q 762 3/01-10/06 | | | | | | | | | | | | | | | | | | | | |
| 19-2342 | | -11/02 | F | | | | | | | 45 | 86 | | | | | | 39 | | | -ABS |
| 19-2343 | | -11/02 | F | | | | | | | 45 | 86 | | | | | | 39 | | | +ABS |
| 19-2349 | | 11/02- | F | | | | | | | 45 | 88 | | | | | | 39 | | | |
| 19-2724 | | | R | | | | | | | 35 | 68 | | | | | | 48 | | | |
| 2.0 (FL0A) (88 kW) Eng.F4R 720, F4R 722 3/01-1/70 | | | | | | | | | | | | | | | | | | | | |
| 19-2342 | | -11/02 | F | | | | | | | 45 | 86 | | | | | | 39 | | | -ABS |
| 19-2343 | | -11/02 | F | | | | | | | 45 | 86 | | | | | | 39 | | | +ABS |
| 19-2349 | | 11/02- | F | | | | | | | 45 | 88 | | | | | | 39 | | | |
| 19-2724 | | | R | | | | | | | 35 | 68 | | | | | | 48 | | | |
| 2.0 16V (86 kW) Eng.F4R 820 8/06-1/70 | | | | | | | | | | | | | | | | | | | | |
| 19-2349 | | | F | | | | | | | 45 | 88 | | | | | | 39 | | | |
| 19-2724 | | | R | | | | | | | 35 | 68 | | | | | | 48 | | | |
| 2.0 dCi 115 (FL01, FL0U) (84 kW) Eng.M9R 692, M9R 780, M9R 782, M9R 786 8/06-1/70 | | | | | | | | | | | | | | | | | | | | |
| 19-2349 | | | F | | | | | | | 45 | 88 | | | | | | 39 | | | |
| 19-2724 | | | R | | | | | | | 35 | 68 | | | | | | 48 | | | |
| 2.0 dCi 90 (FL0H) (66 kW) Eng.M9R 630, M9R 780, M9R 782, M9R 786 8/06-1/70 | | | | | | | | | | | | | | | | | | | | |
| 19-2349 | | | F | | | | | | | 45 | 88 | | | | | | 39 | | | |
| 19-2724 | | | R | | | | | | | 35 | 68 | | | | | | 48 | | | |
| 2.5 dCi (84 kW) Eng.G9U 630 8/07-1/70 | | | | | | | | | | | | | | | | | | | | |
| 19-2349 | | | F | | | | | | | 45 | 88 | | | | | | 39 | | | |
| 19-2724 | | | R | | | | | | | 35 | 68 | | | | | | 48 | | | |
| 2.5 dCi 135 (FL0D) (99 kW) Eng.G9U 730 5/03-10/06 | | | | | | | | | | | | | | | | | | | | |
| 19-2349 | | | F | | | | | | | 45 | 88 | | | | | | 39 | | | |
| 19-2724 | | | R | | | | | | | 35 | 68 | | | | | | 48 | | | |
| 2.5 dCi 145 (FL0J) (107 kW) Eng.G9U 630 8/06-1/70 | | | | | | | | | | | | | | | | | | | | |
| 19-2349 | | | F | | | | | | | 45 | 88 | | | | | | 39 | | | |

RENAULT LCV

| METELLI ref | Spare Parts | | F/R | L/R | | | ABS | A | B | C | D | E | F | G | H | I | L | M | Fig | NOTE |
|---|-------------|--|-----|-----|--|--|-----|---|---|----|----|---|---|---|---|---|----|---|-----|------|
| 19-2724 | | | R | | | | | | | 35 | 68 | | | | | | 48 | | | |
| 2.5 DTi (99 kW) Eng.G9U 730 3/03-7/03 | | | | | | | | | | | | | | | | | | | | |
| 19-2349 | | | F | | | | | | | 45 | 88 | | | | | | 39 | | | |
| 19-2724 | | | R | | | | | | | 35 | 68 | | | | | | 48 | | | |

Twingo II Box body / Hatchback (CNO_) 9/10-9/14

1.2 (CN01, CN06) (55 kW) Eng.D4F 770 9/10-9/14

| | | | | | | | | | | | | | | | | | | | | |
|---------|--|--|---|--|--|--|--|--|--|----|----|--|--|--|--|--|----|--|--|-----------------|
| 19-2347 | | | F | | | | | | | 37 | 72 | | | | | | 37 | | | |
| 19-2665 | | | R | | | | | | | 25 | 52 | | | | | | 37 | | | Rear Drum Brake |

1.5 dCi (CN03) (55 kW) Eng.K9K 820 10/10-9/14

| | | | | | | | | | | | | | | | | | | | | |
|---------|--|--|---|--|--|--|--|--|--|----|----|--|--|--|--|--|----|--|--|-----------------|
| 19-2347 | | | F | | | | | | | 37 | 72 | | | | | | 37 | | | |
| 19-2665 | | | R | | | | | | | 25 | 52 | | | | | | 37 | | | Rear Drum Brake |

Twingo Van (S06_) 3/93-9/14

1.2 (55 kW) Eng.D4F 702 1/01-6/12

| | | | | | | | | | | | | | | | | | | | | |
|---------|--|--|---|--|--|--|--|--|--|----|----|--|--|--|--|--|----|--|--|-----------------|
| 19-2665 | | | R | | | | | | | 25 | 52 | | | | | | 37 | | | Rear Drum Brake |
|---------|--|--|---|--|--|--|--|--|--|----|----|--|--|--|--|--|----|--|--|-----------------|

1.2 (S063, S064) (40 kW) Eng.C3G 700 (03.93-), C3G 702 (10.94-) 3/93-5/96

| | | | | | | | | | | | | | | | | | | | | |
|---------|--|--|---|--|--|--|--|--|--|----|----|--|--|--|--|--|----|--|--|--|
| 19-2665 | | | R | | | | | | | 25 | 52 | | | | | | 37 | | | |
|---------|--|--|---|--|--|--|--|--|--|----|----|--|--|--|--|--|----|--|--|--|

1.2 (S066, S068) (43 kW) Eng.D7F 700 (05.96-), D7F 701 (05.96-), D7F 702, D7F 5/96-8/04

| | | | | | | | | | | | | | | | | | | | | |
|---------|--|--|---|--|--|--|--|--|--|----|----|--|--|--|--|--|----|--|--|--|
| 19-2665 | | | R | | | | | | | 25 | 52 | | | | | | 37 | | | |
|---------|--|--|---|--|--|--|--|--|--|----|----|--|--|--|--|--|----|--|--|--|

ROVER

200 Coupe (XW) 10/92-11/99

216 (82 kW) Eng.16 K4F 1/96-12/97

| | | | | | | | | | | | | | | | | | | | | |
|---------|--|--|---|--|--|--|--|--|--|----|----|--|--|--|--|--|----|----|--|--|
| 19-7077 | | | F | | | | | | | 40 | 76 | | | | | | 38 | 41 | | |
|---------|--|--|---|--|--|--|--|--|--|----|----|--|--|--|--|--|----|----|--|--|

216 (90 kW) Eng.D 16 A8 10/92-6/99

| | | | | | | | | | | | | | | | | | | | | |
|---------|--|--------|---|--|--|--|----|--|----|----|--|-------|--|--|--|--|----|--|--|------|
| 19-2455 | | | R | | | | | | | 30 | | 136 | | | | | 67 | | | -ABS |
| 19-2456 | | 02/96- | R | | | | 88 | | 26 | 30 | | 135,9 | | | | | 68 | | | +ABS |

ROVER

| METELLI ref | Spare Parts | | F/R | L/R | | | ABS | A | B | C | D | E | F | G | H | I | L | M | Fig | NOTE |
|---|-------------|--------|-----|-----|--|--|-----|---|----|----|----|-------|---|---|---|----|----|---|-----|------|
| 19-7077 | | | F | | | | | | | 40 | 76 | | | | | 38 | 41 | | | |
| 220 GSi (100 kW) Eng.20 T4H 5/94-6/99 | | | | | | | | | | | | | | | | | | | | |
| 19-2455 | | | R | | | | | | | 30 | | 136 | | | | | 67 | | | -ABS |
| 19-2456 | | 02/96- | R | | | | 88 | | 26 | 30 | | 135,9 | | | | | 68 | | | +ABS |
| 19-7077 | | | F | | | | | | | 40 | 76 | | | | | 38 | 41 | | | |
| 220 Turbo (147 kW) Eng.20 T4G 10/92-6/99 | | | | | | | | | | | | | | | | | | | | |
| 19-2455 | | | R | | | | | | | 30 | | 136 | | | | | 67 | | | -ABS |
| 19-2456 | | 02/96- | R | | | | 88 | | 26 | 30 | | 135,9 | | | | | 68 | | | +ABS |
| 19-7077 | | | F | | | | | | | 40 | 76 | | | | | 38 | 41 | | | |
| 200 II Cabrio (XW) 4/90-11/99 | | | | | | | | | | | | | | | | | | | | |
| 214 1.4 (66 kW) Eng.14 K4C, 14 K4D 1/92-11/99 | | | | | | | | | | | | | | | | | | | | |
| 19-2455 | | | R | | | | | | | 30 | | 136 | | | | | 67 | | | -ABS |
| 19-2456 | | 02/96- | R | | | | 88 | | 26 | 30 | | 135,9 | | | | | 68 | | | +ABS |
| 19-7077 | | | F | | | | | | | 40 | 76 | | | | | 38 | 41 | | | |
| 214 1.4 (70 kW) Eng.14 K4C 4/90-9/92 | | | | | | | | | | | | | | | | | | | | |
| 19-2455 | | | R | | | | | | | 30 | | 136 | | | | | 67 | | | -ABS |
| 19-7077 | | | F | | | | | | | 40 | 76 | | | | | 38 | 41 | | | |
| 214 1.4i 16V (76 kW) Eng.14 K4F 1/93-11/99 | | | | | | | | | | | | | | | | | | | | |
| 19-2455 | | | R | | | | | | | 30 | | 136 | | | | | 67 | | | -ABS |
| 19-2456 | | 02/96- | R | | | | 88 | | 26 | 30 | | 135,9 | | | | | 68 | | | +ABS |
| 19-7077 | | | F | | | | | | | 40 | 76 | | | | | 38 | 41 | | | |
| 216 1.6i (90 kW) Eng.D 16 A8 1/92-11/99 | | | | | | | | | | | | | | | | | | | | |
| 19-2455 | | | R | | | | | | | 30 | | 136 | | | | | 67 | | | -ABS |
| 19-2456 | | 02/96- | R | | | | 88 | | 26 | 30 | | 135,9 | | | | | 68 | | | +ABS |
| 19-7077 | | | F | | | | | | | 40 | 76 | | | | | 38 | 41 | | | |
| 216 1.6i 16V (82 kW) Eng.16 K4F 1/96-11/99 | | | | | | | | | | | | | | | | | | | | |
| 19-2455 | | | R | | | | | | | 30 | | 136 | | | | | 67 | | | -ABS |
| 19-2456 | | 02/96- | R | | | | 88 | | 26 | 30 | | 135,9 | | | | | 68 | | | +ABS |

ROVER

| METELLI ref | Spare Parts | | F/R | L/R | | ABS | A | B | C | D | E | F | G | H | I | L | M | Fig | NOTE |
|---|-------------|--|-----|-----|--|-----|---|----|----|----|-------|---|---|---|----|----|---|-----|------------------|
| 19-7077 | | | F | | | | | | 40 | 76 | | | | | 38 | 41 | | | |
| 200 II Hatchback (RF) 11/95-3/00 | | | | | | | | | | | | | | | | | | | |
| 211 (44 kW) Eng.11 K2D 1/98-3/00 | | | | | | | | | | | | | | | | | | | |
| 19-2455 | | | R | | | | | | 30 | | 136 | | | | | 67 | | | -ABS, Brake drum |
| 19-2456 | | | R | | | 88 | | 26 | 30 | | 135,9 | | | | | 68 | | | +ABS, Brake disc |
| 19-2738 | | | R | | | 43 | | | 30 | | 136 | | | | | 68 | | | +ABS, Brake drum |
| 19-7077 | | | F | | | | | | 40 | 76 | | | | | 38 | 41 | | | |
| 214 i (55 kW) Eng.14 K2F 11/95-3/00 | | | | | | | | | | | | | | | | | | | |
| 19-2455 | | | R | | | | | | 30 | | 136 | | | | | 67 | | | -ABS, Brake drum |
| 19-2456 | | | R | | | 88 | | 26 | 30 | | 135,9 | | | | | 68 | | | +ABS, Brake disc |
| 19-2738 | | | R | | | 43 | | | 30 | | 136 | | | | | 68 | | | +ABS, Brake drum |
| 19-7077 | | | F | | | | | | 40 | 76 | | | | | 38 | 41 | | | |
| 214 Si (76 kW) Eng.14 K4F 11/95-3/00 | | | | | | | | | | | | | | | | | | | |
| 19-2455 | | | R | | | | | | 30 | | 136 | | | | | 67 | | | -ABS, Brake drum |
| 19-2456 | | | R | | | 88 | | 26 | 30 | | 135,9 | | | | | 68 | | | +ABS, Brake disc |
| 19-2738 | | | R | | | 43 | | | 30 | | 136 | | | | | 68 | | | +ABS, Brake drum |
| 19-7077 | | | F | | | | | | 40 | 76 | | | | | 38 | 41 | | | |
| 216 Si (82 kW) Eng.16 K4F 11/95-6/99 | | | | | | | | | | | | | | | | | | | |
| 19-2455 | | | R | | | | | | 30 | | 136 | | | | | 67 | | | -ABS, Brake drum |
| 19-2456 | | | R | | | 88 | | 26 | 30 | | 135,9 | | | | | 68 | | | +ABS, Brake disc |
| 19-2738 | | | R | | | 43 | | | 30 | | 136 | | | | | 68 | | | +ABS, Brake drum |
| 19-7077 | | | F | | | | | | 40 | 76 | | | | | 38 | 41 | | | |
| 218 K Vi (107 kW) Eng.18 K4K (11.95-.) 11/95-3/00 | | | | | | | | | | | | | | | | | | | |
| 19-2455 | | | R | | | | | | 30 | | 136 | | | | | 67 | | | -ABS, Brake drum |
| 19-2456 | | | R | | | 88 | | 26 | 30 | | 135,9 | | | | | 68 | | | +ABS, Brake disc |
| 19-2738 | | | R | | | 43 | | | 30 | | 136 | | | | | 68 | | | +ABS, Brake drum |
| 19-7077 | | | F | | | | | | 40 | 76 | | | | | 38 | 41 | | | |

ROVER

| METELLI ref | Spare Parts | | F/R | L/R | | | ABS | A | B | C | D | E | F | G | H | I | L | M | Fig | NOTE |
|---|-------------|--|-----|-----|--|--|-----|---|----|----|----|-------|---|---|---|---|---|----|-----|------------------|
| 218 Si (88 kW) Eng.18 K4F 8/99-3/00 | | | | | | | | | | | | | | | | | | | | |
| 19-2455 | | | R | | | | | | | 30 | | 136 | | | | | | 67 | | -ABS, Brake drum |
| 19-2456 | | | R | | | | 88 | | 26 | 30 | | 135,9 | | | | | | 68 | | +ABS, Brake disc |
| 19-2738 | | | R | | | | 43 | | | 30 | | 136 | | | | | | 68 | | +ABS, Brake drum |
| 19-7077 | | | F | | | | | | | 40 | 76 | | | | | | | 38 | 41 | |
| 220 D/SD (63 kW) Eng.20 T2R (04.96-.) 11/95-3/00 | | | | | | | | | | | | | | | | | | | | |
| 19-2455 | | | R | | | | | | | 30 | | 136 | | | | | | 67 | | -ABS, Brake drum |
| 19-2456 | | | R | | | | 88 | | 26 | 30 | | 135,9 | | | | | | 68 | | +ABS, Brake disc |
| 19-2738 | | | R | | | | 43 | | | 30 | | 136 | | | | | | 68 | | +ABS, Brake drum |
| 19-7077 | | | F | | | | | | | 40 | 76 | | | | | | | 38 | 41 | |
| 220 SDi (77 kW) Eng.20 T2N (11.95-.) 11/95-3/00 | | | | | | | | | | | | | | | | | | | | |
| 19-2455 | | | R | | | | | | | 30 | | 136 | | | | | | 67 | | -ABS, Brake drum |
| 19-2456 | | | R | | | | 88 | | 26 | 30 | | 135,9 | | | | | | 68 | | +ABS, Brake disc |
| 19-2738 | | | R | | | | 43 | | | 30 | | 136 | | | | | | 68 | | +ABS, Brake drum |
| 19-7077 | | | F | | | | | | | 40 | 76 | | | | | | | 38 | 41 | |
| 200 II Hatchback (XW) 10/89-11/99 | | | | | | | | | | | | | | | | | | | | |
| 214 (55 kW) Eng.14 K2A, 14 K2D 9/93-12/95 | | | | | | | | | | | | | | | | | | | | |
| 19-2455 | | | R | | | | | | | 30 | | 136 | | | | | | 67 | | -ABS |
| 19-7077 | | | F | | | | | | | 40 | 76 | | | | | | | 38 | 41 | |
| 214 GSi/Si (70 kW) Eng.14 K4C 1/90-10/95 | | | | | | | | | | | | | | | | | | | | |
| 19-2455 | | | R | | | | | | | 30 | | 136 | | | | | | 67 | | -ABS |
| 19-7077 | | | F | | | | | | | 40 | 76 | | | | | | | 38 | 41 | |
| 214 GSi/Si (76 kW) Eng.14 K4F 12/92-10/95 | | | | | | | | | | | | | | | | | | | | |
| 19-2455 | | | R | | | | | | | 30 | | 136 | | | | | | 67 | | -ABS |
| 19-7077 | | | F | | | | | | | 40 | 76 | | | | | | | 38 | 41 | |
| 214 Si/Gsi (66 kW) Eng.14 K4C, 14 K4D 10/89-10/95 | | | | | | | | | | | | | | | | | | | | |
| 19-2455 | | | R | | | | | | | 30 | | 136 | | | | | | 67 | | -ABS |
| 19-7077 | | | F | | | | | | | 40 | 76 | | | | | | | 38 | 41 | |

ROVER

| METELLI ref | Spare Parts | | F/R | L/R | | | ABS | A | B | C | D | E | F | G | H | I | L | M | Fig | NOTE |
|---|-------------|--|-----|-----|--|--|-----|---|---|----|----|-----|---|---|---|----|----|---|-----|------|
| 216 GSi (82 kW) Eng.D 16 Z2 1/90-12/95 | | | | | | | | | | | | | | | | | | | | |
| 19-2455 | | | R | | | | | | | 30 | | 136 | | | | | 67 | | | -ABS |
| 19-7077 | | | F | | | | | | | 40 | 76 | | | | | 38 | 41 | | | |
| 216 GSi (85 kW) Eng.D 16 A7 10/89-10/95 | | | | | | | | | | | | | | | | | | | | |
| 19-2455 | | | R | | | | | | | 30 | | 136 | | | | | 67 | | | -ABS |
| 19-7077 | | | F | | | | | | | 40 | 76 | | | | | 38 | 41 | | | |
| 216 GTi (90 kW) Eng.D 16 A8 1/90-10/95 | | | | | | | | | | | | | | | | | | | | |
| 19-2455 | | | R | | | | | | | 30 | | 136 | | | | | 67 | | | -ABS |
| 19-7077 | | | F | | | | | | | 40 | 76 | | | | | 38 | 41 | | | |
| 216 GTi (96 kW) Eng.D 16 A9 9/90-10/95 | | | | | | | | | | | | | | | | | | | | |
| 19-7077 | | | F | | | | | | | 40 | 76 | | | | | 38 | 41 | | | |
| 218 D (52 kW) Eng.XUD9 9/91-10/95 | | | | | | | | | | | | | | | | | | | | |
| 19-7077 | | | F | | | | | | | 40 | 76 | | | | | 38 | 41 | | | |
| 218 TD (65 kW) Eng.XUD 7TE 9/91-10/95 | | | | | | | | | | | | | | | | | | | | |
| 19-2455 | | | R | | | | | | | 30 | | 136 | | | | | 67 | | | -ABS |
| 19-7077 | | | F | | | | | | | 40 | 76 | | | | | 38 | 41 | | | |
| 220 GTi (100 kW) Eng.20 T4H 1/93-10/95 | | | | | | | | | | | | | | | | | | | | |
| 19-2455 | | | R | | | | | | | 30 | | 136 | | | | | 67 | | | -ABS |
| 19-7077 | | | F | | | | | | | 40 | 76 | | | | | 38 | 41 | | | |
| 220 GTi (103 kW) Eng.20 M4F 9/91-10/95 | | | | | | | | | | | | | | | | | | | | |
| 19-2455 | | | R | | | | | | | 30 | | 136 | | | | | 67 | | | -ABS |
| 19-7077 | | | F | | | | | | | 40 | 76 | | | | | 38 | 41 | | | |
| 220 Turbo (147 kW) Eng.20 T4G 1/93-12/95 | | | | | | | | | | | | | | | | | | | | |
| 19-2455 | | | R | | | | | | | 30 | | 136 | | | | | 67 | | | -ABS |
| 19-7077 | | | F | | | | | | | 40 | 76 | | | | | 38 | 41 | | | |
| 25 Hatchback (RF) 9/99-5/05 | | | | | | | | | | | | | | | | | | | | |
| 1.1 (44 kW) Eng.11K2F 11/99-5/05 | | | | | | | | | | | | | | | | | | | | |
| 19-7077 | | | F | | | | | | | 40 | 76 | | | | | 38 | 41 | | | |

ROVER

| METELLI ref | Spare Parts | | F/R | L/R | | | ABS | A | B | C | D | E | F | G | H | I | L | M | Fig | NOTE |
|---|-------------|--|-----|-----|--|--|-----|---|----|----|----|-------|---|---|---|---|----|----|-----|------------------|
| 1.1 (55 kW) Eng.11 K4F 9/99-6/01 | | | | | | | | | | | | | | | | | | | | |
| 19-7077 | | | F | | | | | | | 40 | 76 | | | | | | 38 | 41 | | |
| 1.1 16V (55 kW) Eng.11 K4F 1/04-5/05 | | | | | | | | | | | | | | | | | | | | |
| 19-2455 | | | R | | | | | | | 30 | | 136 | | | | | | 67 | | -ABS, Brake drum |
| 19-2456 | | | R | | | | 88 | | 26 | 30 | | 135,9 | | | | | | 68 | | +ABS, Brake disc |
| 19-2738 | | | R | | | | 43 | | | 30 | | 136 | | | | | | 68 | | +ABS, Brake drum |
| 19-7077 | | | F | | | | | | | 40 | 76 | | | | | | | 38 | 41 | |
| 1.4 16V (62 kW) Eng.14 K4M 10/99-5/05 | | | | | | | | | | | | | | | | | | | | |
| 19-2455 | | | R | | | | | | | 30 | | 136 | | | | | | 67 | | -ABS, Brake drum |
| 19-2456 | | | R | | | | 88 | | 26 | 30 | | 135,9 | | | | | | 68 | | +ABS, Brake disc |
| 19-2738 | | | R | | | | 43 | | | 30 | | 136 | | | | | | 68 | | +ABS, Brake drum |
| 19-7077 | | | F | | | | | | | 40 | 76 | | | | | | | 38 | 41 | |
| 1.4 16V (76 kW) Eng.14 K4F 10/99-5/05 | | | | | | | | | | | | | | | | | | | | |
| 19-2455 | | | R | | | | | | | 30 | | 136 | | | | | | 67 | | -ABS, Brake drum |
| 19-2456 | | | R | | | | 88 | | 26 | 30 | | 135,9 | | | | | | 68 | | +ABS, Brake disc |
| 19-2738 | | | R | | | | 43 | | | 30 | | 136 | | | | | | 68 | | +ABS, Brake drum |
| 19-7077 | | | F | | | | | | | 40 | 76 | | | | | | | 38 | 41 | |
| 1.6 16V (80 kW) Eng.16 K4F 10/99-5/05 | | | | | | | | | | | | | | | | | | | | |
| 19-2455 | | | R | | | | | | | 30 | | 136 | | | | | | 67 | | -ABS, Brake drum |
| 19-2456 | | | R | | | | 88 | | 26 | 30 | | 135,9 | | | | | | 68 | | +ABS, Brake disc |
| 19-2738 | | | R | | | | 43 | | | 30 | | 136 | | | | | | 68 | | +ABS, Brake drum |
| 19-7077 | | | F | | | | | | | 40 | 76 | | | | | | | 38 | 41 | |
| 1.8 16V (85 kW) Eng.18 K4F 10/99-5/05 | | | | | | | | | | | | | | | | | | | | |
| 19-2455 | | | R | | | | | | | 30 | | 136 | | | | | | 67 | | -ABS, Brake drum |
| 19-2456 | | | R | | | | 88 | | 26 | 30 | | 135,9 | | | | | | 68 | | +ABS, Brake disc |
| 19-2738 | | | R | | | | 43 | | | 30 | | 136 | | | | | | 68 | | +ABS, Brake drum |
| 19-7077 | | | F | | | | | | | 40 | 76 | | | | | | | 38 | 41 | |
| 1.8 16V (107 kW) Eng.18 K4K 2/00-5/05 | | | | | | | | | | | | | | | | | | | | |
| 19-2455 | | | R | | | | | | | 30 | | 136 | | | | | | 67 | | -ABS, Brake drum |

ROVER

| METELLI ref | Spare Parts | | F/R | L/R | | ABS | A | B | C | D | E | F | G | H | I | L | M | Fig | NOTE |
|---|-------------|--|-----|-----|--|-----|---|----|----|----|-------|---|---|---|----|----|---|-----|-----------------------|
| 19-2456 | | | R | | | 88 | | 26 | 30 | | 135,9 | | | | | 68 | | | +ABS, Brake disc |
| 19-2738 | | | R | | | 43 | | | 30 | | 136 | | | | | 68 | | | +ABS, Brake drum |
| 19-7077 | | | F | | | | | | 40 | 76 | | | | | 38 | 41 | | | |
| 2.0 iDT (74 kW) Eng.20 T2N 10/99-5/05 | | | | | | | | | | | | | | | | | | | |
| 19-2456 | | | R | | | 88 | | 26 | 30 | | 135,9 | | | | | 68 | | | +ABS, Brake disc |
| 19-2738 | | | R | | | 43 | | | 30 | | 136 | | | | | 68 | | | +ABS, Brake drum |
| 19-7077 | | | F | | | | | | 40 | 76 | | | | | 38 | 41 | | | |
| 2.0 iDT (83 kW) Eng.20 T2N 1/02-12/04 | | | | | | | | | | | | | | | | | | | |
| 19-2455 | | | R | | | | | | 30 | | 136 | | | | | 67 | | | -ABS, Brake drum |
| 19-2456 | | | R | | | 88 | | 26 | 30 | | 135,9 | | | | | 68 | | | +ABS, Brake disc |
| 19-2738 | | | R | | | 43 | | | 30 | | 136 | | | | | 68 | | | +ABS, Brake drum |
| 19-7077 | | | F | | | | | | 40 | 76 | | | | | 38 | 41 | | | |
| 400 II (RT) 3/95-3/00 | | | | | | | | | | | | | | | | | | | |
| 414 (55 kW) Eng.14 K2F 3/96-12/99 | | | | | | | | | | | | | | | | | | | |
| 19-2455 | | | R | | | | | | 30 | | 136 | | | | | 67 | | | -ABS, Brake drum |
| 19-2456 | | | R | | | 88 | | 26 | 30 | | 135,9 | | | | | 68 | | | +ABS, Brake disc |
| 19-2738 | | | R | | | 43 | | | 30 | | 136 | | | | | 68 | | | +ABS, Brake drum |
| 414 Si (76 kW) Eng.14 K4F 5/95-3/00 | | | | | | | | | | | | | | | | | | | |
| 19-2455 | | | R | | | | | | 30 | | 136 | | | | | 67 | | | -ABS, Brake drum |
| 19-2456 | | | R | | | 88 | | 26 | 30 | | 135,9 | | | | | 68 | | | +ABS, Brake disc |
| 19-2738 | | | R | | | 43 | | | 30 | | 136 | | | | | 68 | | | +ABS, Brake drum |
| 416 Si (82 kW) Eng.16 K4F 5/95-3/00 | | | | | | | | | | | | | | | | | | | |
| 19-2455 | | | R | | | | | | 30 | | 136 | | | | | 67 | | | -ABS, Brake drum |
| 19-2456 | | | R | | | 88 | | 26 | 30 | | 135,9 | | | | | 68 | | | +ABS, M/T, Brake disc |
| 19-2738 | | | R | | | 43 | | | 30 | | 136 | | | | | 68 | | | +ABS, Brake drum |
| 416 Si (83 kW) Eng.D 16 Y3 3/95-6/99 | | | | | | | | | | | | | | | | | | | |
| 19-2455 | | | R | | | | | | 30 | | 136 | | | | | 67 | | | -ABS, Brake drum |
| 19-2456 | | | R | | | 88 | | 26 | 30 | | 135,9 | | | | | 68 | | | +ABS, M/T, Brake disc |

ROVER

| METELLI ref | Spare Parts | | F/R | L/R | | | ABS | A | B | C | D | E | F | G | H | I | L | M | Fig | NOTE |
|---|-------------|--|-----|-----|--|--|-----|---|----|----|----|-------|---|---|---|---|----|----|-----|------------------|
| 19-2738 | | | R | | | | 43 | | | 30 | | 136 | | | | | 68 | | | +ABS, Brake drum |
| 420 D (63 kW) Eng.20 T2R (04.96-.) 11/95-3/00 | | | | | | | | | | | | | | | | | | | | |
| 19-2455 | | | R | | | | | | | 30 | | 136 | | | | | 67 | | | -ABS, Brake drum |
| 19-2456 | | | R | | | | 88 | | 26 | 30 | | 135,9 | | | | | 68 | | | +ABS, Brake disc |
| 19-2738 | | | R | | | | 43 | | | 30 | | 136 | | | | | 68 | | | +ABS, Brake drum |
| 420 Di (77 kW) Eng.20 T2N (05.95-.) 5/95-3/00 | | | | | | | | | | | | | | | | | | | | |
| 19-2455 | | | R | | | | | | | 30 | | 136 | | | | | 67 | | | -ABS, Brake drum |
| 19-2456 | | | R | | | | 88 | | 26 | 30 | | 135,9 | | | | | 68 | | | +ABS, Brake disc |
| 19-2738 | | | R | | | | 43 | | | 30 | | 136 | | | | | 68 | | | +ABS, Brake drum |
| 420 Si Lux (100 kW) Eng.20 T4H 12/95-3/00 | | | | | | | | | | | | | | | | | | | | |
| 19-2455 | | | R | | | | | | | 30 | | 136 | | | | | 67 | | | -ABS, Brake drum |
| 19-2456 | | | R | | | | 88 | | 26 | 30 | | 135,9 | | | | | 68 | | | +ABS, Brake disc |
| 19-2738 | | | R | | | | 43 | | | 30 | | 136 | | | | | 68 | | | +ABS, Brake drum |
| 400 II (XW) 4/90-4/95 | | | | | | | | | | | | | | | | | | | | |
| 414 (70 kW) Eng.14 K4C 1/93-4/95 | | | | | | | | | | | | | | | | | | | | |
| 19-7077 | | | F | | | | | | | 40 | 76 | | | | | | 38 | 41 | | |
| 414 GSI/SI (66 kW) Eng.14 K4C, 14 K4D 4/90-4/95 | | | | | | | | | | | | | | | | | | | | |
| 19-2455 | | | R | | | | | | | 30 | | 136 | | | | | 67 | | | -ABS |
| 19-7077 | | | F | | | | | | | 40 | 76 | | | | | | 38 | 41 | | |
| 414 GSI/SI Cat (76 kW) Eng.14 K4F 10/92-4/95 | | | | | | | | | | | | | | | | | | | | |
| 19-2455 | | | R | | | | | | | 30 | | 136 | | | | | 67 | | | -ABS |
| 19-7077 | | | F | | | | | | | 40 | 76 | | | | | | 38 | 41 | | |
| 416 GSI (82 kW) Eng.D 16 Z2 4/90-4/95 | | | | | | | | | | | | | | | | | | | | |
| 19-2455 | | | R | | | | | | | 30 | | 136 | | | | | 67 | | | -ABS |
| 19-7077 | | | F | | | | | | | 40 | 76 | | | | | | 38 | 41 | | |
| 416 GSI/GSE (85 kW) Eng.D 16 A7 4/90-4/95 | | | | | | | | | | | | | | | | | | | | |
| 19-2455 | | | R | | | | | | | 30 | | 136 | | | | | 67 | | | -ABS |
| 19-7077 | | | F | | | | | | | 40 | 76 | | | | | | 38 | 41 | | |

ROVER

| METELLI ref | Spare Parts | | F/R | L/R | | | ABS | A | B | C | D | E | F | G | H | I | L | M | Fig | NOTE |
|---|-------------|--|-----|-----|--|--|-----|---|----|----|----|-------|---|---|---|----|----|---|-----|------------------|
| 416 GTI (90 kW) Eng.D 16 A8 4/90-4/95 | | | | | | | | | | | | | | | | | | | | |
| 19-2455 | | | R | | | | | | | 30 | | 136 | | | | | 67 | | | -ABS |
| 19-7077 | | | F | | | | | | | 40 | 76 | | | | | 38 | 41 | | | |
| 416 GTI/GTE (96 kW) Eng.D 16 A9 4/90-4/95 | | | | | | | | | | | | | | | | | | | | |
| 19-2455 | | | R | | | | | | | 30 | | 136 | | | | | 67 | | | -ABS |
| 19-7077 | | | F | | | | | | | 40 | 76 | | | | | 38 | 41 | | | |
| 418 D (49 kW) Eng.XUD9 9/91-4/95 | | | | | | | | | | | | | | | | | | | | |
| 19-2455 | | | R | | | | | | | 30 | | 136 | | | | | 67 | | | -ABS |
| 19-7077 | | | F | | | | | | | 40 | 76 | | | | | 38 | 41 | | | |
| 418 TD (65 kW) Eng.XUD 7TE 9/91-4/95 | | | | | | | | | | | | | | | | | | | | |
| 19-2455 | | | R | | | | | | | 30 | | 136 | | | | | 67 | | | -ABS |
| 19-7077 | | | F | | | | | | | 40 | 76 | | | | | 38 | 41 | | | |
| 420 GSI/SLI/GTI/Vite (100 kW) Eng.20 T4H 1/93-4/95 | | | | | | | | | | | | | | | | | | | | |
| 19-2455 | | | R | | | | | | | 30 | | 136 | | | | | 67 | | | -ABS |
| 19-7077 | | | F | | | | | | | 40 | 76 | | | | | 38 | 41 | | | |
| 420 GTI/GSI/Vitesse (103 kW) Eng.20 M4F 2/92-4/95 | | | | | | | | | | | | | | | | | | | | |
| 19-2455 | | | R | | | | | | | 30 | | 136 | | | | | 67 | | | -ABS |
| 19-7077 | | | F | | | | | | | 40 | 76 | | | | | 38 | 41 | | | |
| 420 Turbo (147 kW) Eng.20 T4G 1/93-4/95 | | | | | | | | | | | | | | | | | | | | |
| 19-2455 | | | R | | | | | | | 30 | | 136 | | | | | 67 | | | -ABS |
| 19-7077 | | | F | | | | | | | 40 | 76 | | | | | 38 | 41 | | | |
| 400 II Hatchback (RT) 5/95-3/00 | | | | | | | | | | | | | | | | | | | | |
| 414 Si (76 kW) Eng.14 K4F 5/95-3/00 | | | | | | | | | | | | | | | | | | | | |
| 19-2455 | | | R | | | | | | | 30 | | 136 | | | | | 67 | | | -ABS, Brake drum |
| 19-2456 | | | R | | | | 88 | | 26 | 30 | | 135,9 | | | | | 68 | | | +ABS, Brake disc |
| 19-2738 | | | R | | | | 43 | | | 30 | | 136 | | | | | 68 | | | +ABS, Brake drum |
| 416 Si (82 kW) Eng.16 K4F 5/95-3/00 | | | | | | | | | | | | | | | | | | | | |
| 19-2455 | | | R | | | | | | | 30 | | 136 | | | | | 67 | | | -ABS, Brake drum |

ROVER

| METELLI ref | Spare Parts | | F/R | L/R | | ABS | A | B | C | D | E | F | G | H | I | L | M | Fig | NOTE |
|--|-------------|--------|-----|-----|--|-----|---|----|----|----|-------|---|---|---|----|----|---|-----|-----------------------|
| 19-2456 | | | R | | | 88 | | 26 | 30 | | 135,9 | | | | | 68 | | | +ABS, M/T, Brake disc |
| 19-2738 | | | R | | | 43 | | | 30 | | 136 | | | | | 68 | | | +ABS, Brake drum |
| 416 Si (83 kW) Eng.D 16 Y3 6/95-3/00 | | | | | | | | | | | | | | | | | | | |
| 19-2455 | | | R | | | | | | 30 | | 136 | | | | | 67 | | | -ABS, Brake drum |
| 19-2456 | | | R | | | 88 | | 26 | 30 | | 135,9 | | | | | 68 | | | +ABS, M/T, Brake disc |
| 19-2738 | | | R | | | 43 | | | 30 | | 136 | | | | | 68 | | | +ABS, Brake drum |
| 420 D (63 kW) Eng.20 T2R (04.96-.) 11/95-3/00 | | | | | | | | | | | | | | | | | | | |
| 19-2455 | | | R | | | | | | 30 | | 136 | | | | | 67 | | | -ABS, Brake drum |
| 19-2456 | | | R | | | 88 | | 26 | 30 | | 135,9 | | | | | 68 | | | +ABS, Brake disc |
| 19-2738 | | | R | | | 43 | | | 30 | | 136 | | | | | 68 | | | +ABS, Brake drum |
| 420 Di (77 kW) Eng.20 T2N (05.95-.) 5/95-3/00 | | | | | | | | | | | | | | | | | | | |
| 19-2455 | | | R | | | | | | 30 | | 136 | | | | | 67 | | | -ABS, Brake drum |
| 19-2456 | | | R | | | 88 | | 26 | 30 | | 135,9 | | | | | 68 | | | +ABS, Brake disc |
| 19-2738 | | | R | | | 43 | | | 30 | | 136 | | | | | 68 | | | +ABS, Brake drum |
| 420 Si Lux (100 kW) Eng.20 T4H 12/95-3/00 | | | | | | | | | | | | | | | | | | | |
| 19-2455 | | | R | | | | | | 30 | | 136 | | | | | 67 | | | -ABS, Brake drum |
| 19-2456 | | | R | | | 88 | | 26 | 30 | | 135,9 | | | | | 68 | | | +ABS, Brake disc |
| 19-2738 | | | R | | | 43 | | | 30 | | 136 | | | | | 68 | | | +ABS, Brake drum |
| 400 Tourer (XW) 9/93-11/98 | | | | | | | | | | | | | | | | | | | |
| 1.6 i (82 kW) Eng.D 16 Z2 5/94-11/98 | | | | | | | | | | | | | | | | | | | |
| 19-2455 | | | R | | | | | | 30 | | 136 | | | | | 67 | | | -ABS |
| 19-2456 | | 02/96- | R | | | 88 | | 26 | 30 | | 135,9 | | | | | 68 | | | +ABS |
| 19-7077 | | | F | | | | | | 40 | 76 | | | | | 38 | 41 | | | |
| 1.6 i (90 kW) Eng.D 16 A8 5/94-11/98 | | | | | | | | | | | | | | | | | | | |
| 19-2455 | | | R | | | | | | 30 | | 136 | | | | | 67 | | | -ABS |
| 19-2456 | | 02/96- | R | | | 88 | | 26 | 30 | | 135,9 | | | | | 68 | | | +ABS |
| 19-7077 | | | F | | | | | | 40 | 76 | | | | | 38 | 41 | | | |

ROVER

| METELLI ref | Spare Parts | | F/R | L/R | | ABS | A | B | C | D | E | F | G | H | I | L | M | Fig | NOTE |
|--|-------------|--------|-----|-----|--|-----|---|----|----|----|-------|---|---|---|----|----|---|-----|-----------------------|
| 1.8 i (107 kW) Eng.18 K4K (06.96-.) 6/96-11/98 | | | | | | | | | | | | | | | | | | | |
| 19-2455 | | | R | | | | | | 30 | | 136 | | | | | 67 | | | -ABS |
| 19-2456 | | | R | | | 88 | | 26 | 30 | | 135,9 | | | | | 68 | | | +ABS |
| 19-7077 | | | F | | | | | | 40 | 76 | | | | | 38 | 41 | | | |
| 1.8 TD (65 kW) Eng.XUD 7TE 9/93-11/98 | | | | | | | | | | | | | | | | | | | |
| 19-2455 | | | R | | | | | | 30 | | 136 | | | | | 67 | | | -ABS |
| 19-2456 | | 02/96- | R | | | 88 | | 26 | 30 | | 135,9 | | | | | 68 | | | +ABS |
| 19-7077 | | | F | | | | | | 40 | 76 | | | | | 38 | 41 | | | |
| 2.0 i (100 kW) Eng.20 T4H 5/94-11/98 | | | | | | | | | | | | | | | | | | | |
| 19-2455 | | | R | | | | | | 30 | | 136 | | | | | 67 | | | -ABS |
| 19-2456 | | 02/96- | R | | | 88 | | 26 | 30 | | 135,9 | | | | | 68 | | | +ABS |
| 19-7077 | | | F | | | | | | 40 | 76 | | | | | 38 | 41 | | | |
| 45 Hatchback (RT) 2/00-12/05 | | | | | | | | | | | | | | | | | | | |
| 1.4 (76 kW) Eng.14 K4F 2/00-5/05 | | | | | | | | | | | | | | | | | | | |
| 19-2455 | | | R | | | | | | 30 | | 136 | | | | | 67 | | | -ABS, Brake drum |
| 19-2456 | | | R | | | 88 | | 26 | 30 | | 135,9 | | | | | 68 | | | +ABS, Brake disc |
| 19-2738 | | | R | | | 43 | | | 30 | | 136 | | | | | 68 | | | +ABS, Brake drum |
| 1.6 (80 kW) Eng.16 K4F 2/00-5/05 | | | | | | | | | | | | | | | | | | | |
| 19-2455 | | | R | | | | | | 30 | | 136 | | | | | 67 | | | -ABS, Brake drum |
| 19-2456 | | | R | | | 88 | | 26 | 30 | | 135,9 | | | | | 68 | | | +ABS, M/T, Brake disc |
| 19-2738 | | | R | | | 43 | | | 30 | | 136 | | | | | 68 | | | +ABS, Brake drum |
| 1.8 (86 kW) Eng.18 K4F 2/00-5/05 | | | | | | | | | | | | | | | | | | | |
| 19-2455 | | | R | | | | | | 30 | | 136 | | | | | 67 | | | -ABS, Brake drum |
| 19-2456 | | | R | | | 88 | | 26 | 30 | | 135,9 | | | | | 68 | | | +ABS, Brake disc |
| 19-2738 | | | R | | | 43 | | | 30 | | 136 | | | | | 68 | | | +ABS, Brake drum |
| 2.0 iDT (74 kW) Eng.20 T2N 2/00-5/05 | | | | | | | | | | | | | | | | | | | |
| 19-2455 | | | R | | | | | | 30 | | 136 | | | | | 67 | | | -ABS, Brake drum |
| 19-2456 | | | R | | | 88 | | 26 | 30 | | 135,9 | | | | | 68 | | | +ABS, Brake disc |

ROVER

| METELLI ref | Spare Parts | | F/R | L/R | | | ABS | A | B | C | D | E | F | G | H | I | L | M | Fig | NOTE |
|--|-------------|--|-----|-----|--|--|-----|---|----|----|---|-------|---|---|---|---|----|---|-----|-----------------------|
| 19-2738 | | | R | | | | 43 | | | 30 | | 136 | | | | | 68 | | | +ABS, Brake drum |
| 2.0 V6 (110 kW) Eng.20 K4F 2/00-5/05 | | | | | | | | | | | | | | | | | | | | |
| 19-2455 | | | R | | | | | | | 30 | | 136 | | | | | 67 | | | -ABS, Brake drum |
| 19-2456 | | | R | | | | 88 | | 26 | 30 | | 135,9 | | | | | 68 | | | +ABS, Brake disc |
| 19-2738 | | | R | | | | 43 | | | 30 | | 136 | | | | | 68 | | | +ABS, Brake drum |
| 45 Sedan (RT) 2/00-12/05 | | | | | | | | | | | | | | | | | | | | |
| 1.4 (76 kW) Eng.14 K4F 2/00-5/05 | | | | | | | | | | | | | | | | | | | | |
| 19-2455 | | | R | | | | | | | 30 | | 136 | | | | | 67 | | | -ABS, Brake drum |
| 19-2456 | | | R | | | | 88 | | 26 | 30 | | 135,9 | | | | | 68 | | | +ABS, Brake disc |
| 19-2738 | | | R | | | | 43 | | | 30 | | 136 | | | | | 68 | | | +ABS, Brake drum |
| 1.6 (80 kW) Eng.16 K4F 2/00-5/05 | | | | | | | | | | | | | | | | | | | | |
| 19-2455 | | | R | | | | | | | 30 | | 136 | | | | | 67 | | | -ABS, Brake drum |
| 19-2456 | | | R | | | | 88 | | 26 | 30 | | 135,9 | | | | | 68 | | | +ABS, M/T, Brake disc |
| 19-2738 | | | R | | | | 43 | | | 30 | | 136 | | | | | 68 | | | +ABS, Brake drum |
| 1.8 (86 kW) Eng.18 K4F 2/00-5/05 | | | | | | | | | | | | | | | | | | | | |
| 19-2455 | | | R | | | | | | | 30 | | 136 | | | | | 67 | | | -ABS, Brake drum |
| 19-2456 | | | R | | | | 88 | | 26 | 30 | | 135,9 | | | | | 68 | | | +ABS, Brake disc |
| 19-2738 | | | R | | | | 43 | | | 30 | | 136 | | | | | 68 | | | +ABS, Brake drum |
| 2.0 iDT (74 kW) Eng.20 T2N 2/00-5/05 | | | | | | | | | | | | | | | | | | | | |
| 19-2455 | | | R | | | | | | | 30 | | 136 | | | | | 67 | | | -ABS, Brake drum |
| 19-2456 | | | R | | | | 88 | | 26 | 30 | | 135,9 | | | | | 68 | | | +ABS, Brake disc |
| 19-2738 | | | R | | | | 43 | | | 30 | | 136 | | | | | 68 | | | +ABS, Brake drum |
| 2.0 V6 (110 kW) Eng.20 K4F 2/00-5/05 | | | | | | | | | | | | | | | | | | | | |
| 19-2455 | | | R | | | | | | | 30 | | 136 | | | | | 67 | | | -ABS, Brake drum |
| 19-2456 | | | R | | | | 88 | | 26 | 30 | | 135,9 | | | | | 68 | | | +ABS, Brake disc |
| 19-2738 | | | R | | | | 43 | | | 30 | | 136 | | | | | 68 | | | +ABS, Brake drum |

ROVER

| METELLI ref | Spare Parts | F/R | L/R | ABS | A | B | C | D | E | F | G | H | I | L | M | Fig | NOTE |
|--|-------------|-----|-----|-----|---|----|------|------|-------|---|---|---|----|------|---|-----|------|
| 2.5 V6 (130 kW) Eng.KV 6 8/01-5/05 | | | | | | | | | | | | | | | | | |
| 19-2304 | | F | | | | | 43,9 | 82,5 | | | | | | 37,1 | | | |
| Cityrover Hatchback 9/03-12/05 | | | | | | | | | | | | | | | | | |
| 1.4 Elegance (62 kW) Eng.14K2, 475 Si 9/03-12/05 | | | | | | | | | | | | | | | | | |
| 19-2174 | | F | | | | | 39 | 72 | | | | | | 37 | | | |
| Coupe 3/96-11/99 | | | | | | | | | | | | | | | | | |
| 1.6 16 V (82 kW) Eng.16 K4F 3/96-11/99 | | | | | | | | | | | | | | | | | |
| 19-2455 | | R | | | | | 30 | | 136 | | | | | 67 | | | -ABS |
| 19-2456 | | R | | 88 | | 26 | 30 | | 135,9 | | | | | 68 | | | +ABS |
| 19-7077 | | F | | | | | 40 | 76 | | | | | 38 | 41 | | | |
| 1.8 16 V (107 kW) Eng.18 K4K 3/96-11/99 | | | | | | | | | | | | | | | | | |
| 19-2455 | | R | | | | | 30 | | 136 | | | | | 67 | | | -ABS |
| 19-2456 | | R | | 88 | | 26 | 30 | | 135,9 | | | | | 68 | | | +ABS |
| 19-7077 | | F | | | | | 40 | 76 | | | | | 38 | 41 | | | |
| Streetwise Hatchback 8/03-5/05 | | | | | | | | | | | | | | | | | |
| 1.4 (62 kW) Eng.14 K4M 8/03-5/05 | | | | | | | | | | | | | | | | | |
| 19-7077 | | F | | | | | 40 | 76 | | | | | 38 | 41 | | | |
| 1.4 (76 kW) Eng.14 K4F 8/03-5/05 | | | | | | | | | | | | | | | | | |
| 19-7077 | | F | | | | | 40 | 76 | | | | | 38 | 41 | | | |
| 1.6 (80 kW) Eng.16 K4F 1/04-5/05 | | | | | | | | | | | | | | | | | |
| 19-7077 | | F | | | | | 40 | 76 | | | | | 38 | 41 | | | |
| 1.8 (86 kW) Eng.18 K4F 8/03-5/05 | | | | | | | | | | | | | | | | | |
| 19-7077 | | F | | | | | 40 | 76 | | | | | 38 | 41 | | | |

ROVER

| METELLI ref | Spare Parts | | F/R | L/R | | | ABS | A | B | C | D | E | F | G | H | I | L | M | Fig | NOTE |
|---|-------------|--|-----|-----|--|--|-----|---|---|----|----|---|---|---|---|---|----|----|-----|------|
| 2.0 TD (74 kW) Eng.20 T2N 8/03-5/05 | | | | | | | | | | | | | | | | | | | | |
| 19-7077 | | | F | | | | | | | 40 | 76 | | | | | | 38 | 41 | | |

SAAB

9-3 I (YS3D) 2/98-9/02

2.0 i (96 kW) Eng.B204I (02.98-.) 2/98-9/02

| | | | | | | | | | | | | | | | | | | | | |
|---------|--|--------|---|--|--|--|--|--|----|----|----|-----|--|--|--|--|--|-----|--|--|
| 19-2308 | | 03/98- | F | | | | | | | 39 | 74 | | | | | | | 39 | | |
| 19-2438 | | | R | | | | | | 29 | | | 140 | | | | | | 146 | | |

2.0 SE Turbo (147 kW) Eng.B204R 2/98-9/02

| | | | | | | | | | | | | | | | | | | | | |
|---------|--|--------|---|--|--|--|--|--|----|----|----|-----|--|--|--|--|--|-----|--|--|
| 19-2308 | | 03/98- | F | | | | | | | 39 | 74 | | | | | | | 39 | | |
| 19-2438 | | | R | | | | | | 29 | | | 140 | | | | | | 146 | | |

2.0 Turbo (110 kW) Eng.B205E 3/99-9/02

| | | | | | | | | | | | | | | | | | | | | |
|---------|--|--|---|--|--|--|--|--|----|----|----|-----|--|--|--|--|--|-----|--|--|
| 19-2308 | | | F | | | | | | | 39 | 74 | | | | | | | 39 | | |
| 19-2438 | | | R | | | | | | 29 | | | 140 | | | | | | 146 | | |

2.0 Turbo (113 kW) Eng.B204E 10/98-9/02

| | | | | | | | | | | | | | | | | | | | | |
|---------|--|--|---|--|--|--|--|--|----|----|----|-----|--|--|--|--|--|-----|--|--|
| 19-2308 | | | F | | | | | | | 39 | 74 | | | | | | | 39 | | |
| 19-2438 | | | R | | | | | | 29 | | | 140 | | | | | | 146 | | |

2.0 Turbo (136 kW) Eng.B204L (02.98-.), B205E, B205L 2/98-9/02

| | | | | | | | | | | | | | | | | | | | | |
|---------|--|--------|---|--|--|--|--|--|----|----|----|-----|--|--|--|--|--|-----|--|--|
| 19-2308 | | 03/98- | F | | | | | | | 39 | 74 | | | | | | | 39 | | |
| 19-2438 | | | R | | | | | | 29 | | | 140 | | | | | | 146 | | |

2.0 Turbo (151 kW) Eng.B205R 10/99-9/02

| | | | | | | | | | | | | | | | | | | | | |
|---------|--|--|---|--|--|--|--|--|----|----|----|-----|--|--|--|--|--|-----|--|--|
| 19-2308 | | | F | | | | | | | 39 | 74 | | | | | | | 39 | | |
| 19-2438 | | | R | | | | | | 29 | | | 140 | | | | | | 146 | | |

2.2 TiD (85 kW) Eng.D223L, X 22 DTH (02.98-.) 2/98-11/00

| | | | | | | | | | | | | | | | | | | | | |
|---------|--|--------|---|--|--|--|--|--|----|----|----|-----|--|--|--|--|--|-----|--|--|
| 19-2308 | | 03/98- | F | | | | | | | 39 | 74 | | | | | | | 39 | | |
| 19-2438 | | | R | | | | | | 29 | | | 140 | | | | | | 146 | | |

2.2 TiD (92 kW) Eng.D223L 11/00-9/02

| | | | | | | | | | | | | | | | | | | | | |
|---------|--|--|---|--|--|--|--|--|--|----|----|--|--|--|--|--|--|----|--|--|
| 19-2308 | | | F | | | | | | | 39 | 74 | | | | | | | 39 | | |
|---------|--|--|---|--|--|--|--|--|--|----|----|--|--|--|--|--|--|----|--|--|

SAAB

| METELLI ref | Spare Parts | | F/R | L/R | | | ABS | A | B | C | D | E | F | G | H | I | L | M | Fig | NOTE |
|---|-------------|--------|-----|-----|--|--|-----|---|----|----|----|-----|---|---|---|---|-----|---|-----|------|
| 19-2438 | | | R | | | | | | 29 | | | 140 | | | | | 146 | | | |
| 2.3 (169 kW) Eng.B235R 9/99-1/02 | | | | | | | | | | | | | | | | | | | | |
| 19-2438 | | | R | | | | | | 29 | | | 140 | | | | | 146 | | | |
| 2.3 i (110 kW) Eng.B234I (02.98-) 2/98-9/02 | | | | | | | | | | | | | | | | | | | | |
| 19-2308 | | 03/98- | F | | | | | | | 39 | 74 | | | | | | 39 | | | |
| 19-2438 | | | R | | | | | | 29 | | | 140 | | | | | 146 | | | |
| 2.3 Turbo (165 kW) Eng.B235R 10/98-9/02 | | | | | | | | | | | | | | | | | | | | |
| 19-2308 | | | F | | | | | | | 39 | 74 | | | | | | 39 | | | |
| 19-2438 | | | R | | | | | | 29 | | | 140 | | | | | 146 | | | |
| 9-3 I Cabrio (YS3D) 2/98-8/03 | | | | | | | | | | | | | | | | | | | | |
| 2.0 i (96 kW) Eng.B204I (02.98-) 2/98-8/03 | | | | | | | | | | | | | | | | | | | | |
| 19-2308 | | 03/98- | F | | | | | | | 39 | 74 | | | | | | 39 | | | |
| 19-2438 | | | R | | | | | | 29 | | | 140 | | | | | 146 | | | |
| 2.0 SE Turbo (147 kW) Eng.B204R 2/98-8/03 | | | | | | | | | | | | | | | | | | | | |
| 19-2308 | | 03/98- | F | | | | | | | 39 | 74 | | | | | | 39 | | | |
| 19-2438 | | | R | | | | | | 29 | | | 140 | | | | | 146 | | | |
| 2.0 Turbo (110 kW) Eng.B205E 1/01-8/03 | | | | | | | | | | | | | | | | | | | | |
| 19-2308 | | | F | | | | | | | 39 | 74 | | | | | | 39 | | | |
| 19-2438 | | | R | | | | | | 29 | | | 140 | | | | | 146 | | | |
| 2.0 Turbo (113 kW) Eng.B204E 10/98-8/03 | | | | | | | | | | | | | | | | | | | | |
| 19-2308 | | | F | | | | | | | 39 | 74 | | | | | | 39 | | | |
| 19-2438 | | | R | | | | | | 29 | | | 140 | | | | | 146 | | | |
| 2.0 Turbo (136 kW) Eng.B204L, B205E, B205L 2/98-8/03 | | | | | | | | | | | | | | | | | | | | |
| 19-2308 | | 03/98- | F | | | | | | | 39 | 74 | | | | | | 39 | | | |
| 19-2438 | | | R | | | | | | 29 | | | 140 | | | | | 146 | | | |
| 2.0 Turbo (151 kW) Eng.B205R 10/99-8/03 | | | | | | | | | | | | | | | | | | | | |
| 19-2308 | | | F | | | | | | | 39 | 74 | | | | | | 39 | | | |
| 19-2438 | | | R | | | | | | 29 | | | 140 | | | | | 146 | | | |

SAAB

| METELLI ref | Spare Parts | | F/R | L/R | | | ABS | A | B | C | D | E | F | G | H | I | L | M | Fig | NOTE |
|--|-------------|--------|-----|-----|--|--|-----|---|---|---|---|-----|---|---|---|---|------|---|-----|------|
| 1.9 TTiD (96 kW) Eng.A 19 DTR 12/07-2/15 | | | | | | | | | | | | | | | | | | | | |
| 19-2725 | | | R | | | | | | | | | 140 | | | | | 84,8 | | | |
| 19-2802 | | -12/09 | F | | | | | | | | | 137 | | | | | 102 | | | |
| 1.9 TTiD (118 kW) Eng.A 19 DTR 12/07-2/15 | | | | | | | | | | | | | | | | | | | | |
| 19-2725 | | | R | | | | | | | | | 140 | | | | | 84,8 | | | |
| 19-2802 | | -12/09 | F | | | | | | | | | 137 | | | | | 102 | | | |
| 1.9 TTiD (132 kW) Eng.A 19 DTR, Z 19 DTR 12/07-2/15 | | | | | | | | | | | | | | | | | | | | |
| 19-2725 | | | R | | | | | | | | | 140 | | | | | 84,8 | | | |
| 19-2802 | | -12/09 | F | | | | | | | | | 137 | | | | | 102 | | | |
| 2.0 t (120 kW) Eng.B207G 1/07-2/15 | | | | | | | | | | | | | | | | | | | | |
| 19-2802 | | -12/09 | F | | | | | | | | | 137 | | | | | 102 | | | |
| 2.0 t (129 kW) Eng.B207L 9/02-2/15 | | | | | | | | | | | | | | | | | | | | |
| 19-2725 | | | R | | | | | | | | | 140 | | | | | 84,8 | | | |
| 19-2802 | | -12/09 | F | | | | | | | | | 137 | | | | | 102 | | | |
| 2.0 t (154 kW) Eng.B207R 9/02-2/15 | | | | | | | | | | | | | | | | | | | | |
| 19-2725 | | | R | | | | | | | | | 140 | | | | | 84,8 | | | |
| 19-2802 | | -12/09 | F | | | | | | | | | 137 | | | | | 102 | | | |
| 2.0 t (162 kW) Eng.A 20 NFT 1/11-2/15 | | | | | | | | | | | | | | | | | | | | |
| 19-2725 | | | R | | | | | | | | | 140 | | | | | 84,8 | | | |
| 19-2802 | | | F | | | | | | | | | 137 | | | | | 102 | | | |
| 2.0 t (177 kW) Eng.B207R 5/09-2/15 | | | | | | | | | | | | | | | | | | | | |
| 19-2725 | | | R | | | | | | | | | 140 | | | | | 84,8 | | | |
| 19-2802 | | -12/09 | F | | | | | | | | | 137 | | | | | 102 | | | |
| 2.0 t Bio Power (120 kW) Eng.B207H 1/07-2/15 | | | | | | | | | | | | | | | | | | | | |
| 19-2725 | | | R | | | | | | | | | 140 | | | | | 84,8 | | | |
| 19-2802 | | -12/09 | F | | | | | | | | | 137 | | | | | 102 | | | |
| 2.0 t Bio Power (162 kW) Eng.A 20 NFT 1/11-2/15 | | | | | | | | | | | | | | | | | | | | |
| 19-2725 | | | R | | | | | | | | | 140 | | | | | 84,8 | | | |
| 19-2802 | | | F | | | | | | | | | 137 | | | | | 102 | | | |

SAAB

| METELLI ref | Spare Parts | | F/R | L/R | | ABS | A | B | C | D | E | F | G | H | I | L | M | Fig | NOTE |
|---|-------------|--------|-----|-----|--|-----|---|---|---|---|-----|---|---|---|---|------|---|-----|------|
| 2.0 t BioPower (129 kW) Eng.B207L 1/07-2/15 | | | | | | | | | | | | | | | | | | | |
| 19-2725 | | | R | | | | | | | | 140 | | | | | 84,8 | | | |
| 19-2802 | | -12/09 | F | | | | | | | | 137 | | | | | 102 | | | |
| 2.0 t BioPower (145 kW) Eng.B207R 6/07-2/15 | | | | | | | | | | | | | | | | | | | |
| 19-2725 | | | R | | | | | | | | 140 | | | | | 84,8 | | | |
| 19-2802 | | | F | | | | | | | | 137 | | | | | 102 | | | |
| 2.0 t BioPower (147 kW) Eng.B207M 5/09-2/15 | | | | | | | | | | | | | | | | | | | |
| 19-2725 | | | R | | | | | | | | 140 | | | | | 84,8 | | | |
| 19-2802 | | -12/09 | F | | | | | | | | 137 | | | | | 102 | | | |
| 2.0 t BioPower (154 kW) Eng.B207R 9/02-2/15 | | | | | | | | | | | | | | | | | | | |
| 19-2725 | | | R | | | | | | | | 140 | | | | | 84,8 | | | |
| 19-2802 | | -12/09 | F | | | | | | | | 137 | | | | | 102 | | | |
| 2.0 t BioPower XWD (120 kW) Eng.B207H 1/08-2/15 | | | | | | | | | | | | | | | | | | | |
| 19-2802 | | | R | | | | | | | | 137 | | | | | 102 | | | |
| 19-2802 | | | F/R | | | | | | | | 137 | | | | | 102 | | | |
| 2.0 t BioPower XWD (154 kW) Eng.B207R 1/08-2/15 | | | | | | | | | | | | | | | | | | | |
| 19-2802 | | -12/09 | F/R | | | | | | | | 137 | | | | | 102 | | | |
| 2.0 t BioPower XWD (162 kW) Eng.A 20 NFT 1/08-2/15 | | | | | | | | | | | | | | | | | | | |
| 19-2802 | | | R | | | | | | | | 137 | | | | | 102 | | | |
| 19-2802 | | | F/R | | | | | | | | 137 | | | | | 102 | | | |
| 2.0 t XWD (120 kW) Eng.B207G 1/07-2/15 | | | | | | | | | | | | | | | | | | | |
| 19-2802 | | -12/09 | F/R | | | | | | | | 137 | | | | | 102 | | | |
| 2.0 t XWD (162 kW) Eng.A 20 NFT 1/08-2/15 | | | | | | | | | | | | | | | | | | | |
| 19-2802 | | | R | | | | | | | | 137 | | | | | 102 | | | |
| 19-2802 | | | F/R | | | | | | | | 137 | | | | | 102 | | | |
| 2.0 t XWD (177 kW) Eng.B207R 5/09-2/15 | | | | | | | | | | | | | | | | | | | |
| 19-2802 | | -12/09 | F/R | | | | | | | | 137 | | | | | 102 | | | |
| 2.0 Turbo Performance (185 kW) Eng.B207R 4/04-2/15 | | | | | | | | | | | | | | | | | | | |
| 19-2725 | | | R | | | | | | | | 140 | | | | | 84,8 | | | |

SAAB

| METELLI ref | Spare Parts | | F/R | L/R | | | ABS | A | B | C | D | E | F | G | H | I | L | M | Fig | NOTE |
|---|-------------|--------|-----|-----|--|--|-----|---|---|---|---|-----|---|---|---|---|------|---|-----|------|
| 19-2802 | | | F | | | | | | | | | 137 | | | | | 102 | | | |
| 2.0 Turbo XWD (154 kW) Eng.B207R 1/08-2/15 | | | | | | | | | | | | | | | | | | | | |
| 19-2802 | | -12/09 | F/R | | | | | | | | | 137 | | | | | 102 | | | |
| 2.2 TiD (92 kW) Eng.D223L 9/02-2/15 | | | | | | | | | | | | | | | | | | | | |
| 19-2725 | | | R | | | | | | | | | 140 | | | | | 84,8 | | | |
| 19-2802 | | -12/09 | F | | | | | | | | | 137 | | | | | 102 | | | |
| 2.8 Turbo V6 (169 kW) Eng.LP9 3/05-2/15 | | | | | | | | | | | | | | | | | | | | |
| 19-2725 | | | R | | | | | | | | | 140 | | | | | 84,8 | | | |
| 19-2802 | | -12/09 | F | | | | | | | | | 137 | | | | | 102 | | | |
| 2.8 Turbo V6 (184 kW) Eng.LP9 3/05-2/15 | | | | | | | | | | | | | | | | | | | | |
| 19-2725 | | | R | | | | | | | | | 140 | | | | | 84,8 | | | |
| 19-2802 | | -12/09 | F | | | | | | | | | 137 | | | | | 102 | | | |
| 2.8 Turbo V6 (188 kW) Eng.B284L 12/07-2/15 | | | | | | | | | | | | | | | | | | | | |
| 19-2725 | | | R | | | | | | | | | 140 | | | | | 84,8 | | | |
| 19-2802 | | -12/09 | F | | | | | | | | | 137 | | | | | 102 | | | |
| 2.8 Turbo V6 (203 kW) Eng.B284L 4/08-2/15 | | | | | | | | | | | | | | | | | | | | |
| 19-2725 | | | R | | | | | | | | | 140 | | | | | 84,8 | | | |
| 19-2802 | | | F | | | | | | | | | 137 | | | | | 102 | | | |
| 2.8 Turbo V6 (206 kW) Eng.B284R 5/08-2/15 | | | | | | | | | | | | | | | | | | | | |
| 19-2725 | | | R | | | | | | | | | 140 | | | | | 84,8 | | | |
| 19-2802 | | | F | | | | | | | | | 137 | | | | | 102 | | | |
| 2.8 Turbo V6 XWD (206 kW) Eng.B284R 5/08-12/11 | | | | | | | | | | | | | | | | | | | | |
| 19-2802 | | -12/09 | F/R | | | | | | | | | 137 | | | | | 102 | | | |
| 9-3 II Cabrio (YS3F) 8/03-2/15 | | | | | | | | | | | | | | | | | | | | |
| 1,8t (110 kW) Eng.B207E 8/03-2/15 | | | | | | | | | | | | | | | | | | | | |
| 19-2725 | | | R | | | | | | | | | 140 | | | | | 84,8 | | | |
| 19-2802 | | -12/09 | F | | | | | | | | | 137 | | | | | 102 | | | |

SAAB

| METELLI ref | Spare Parts | | F/R | L/R | | ABS | A | B | C | D | E | F | G | H | I | L | M | Fig | NOTE |
|--|-------------|--------|-----|-----|--|-----|---|---|---|---|-----|---|---|---|---|------|---|-----|------|
| 1,8t BioPower (110 kW) Eng.B207E 1/07-2/15 | | | | | | | | | | | | | | | | | | | |
| 19-2725 | | | R | | | | | | | | 140 | | | | | 84,8 | | | |
| 19-2802 | | | F | | | | | | | | 137 | | | | | 102 | | | |
| 1,8t BioPower (129 kW) Eng.B207L 1/07-2/15 | | | | | | | | | | | | | | | | | | | |
| 19-2725 | | | R | | | | | | | | 140 | | | | | 84,8 | | | |
| 19-2802 | | -12/09 | F | | | | | | | | 137 | | | | | 102 | | | |
| 1.8 i (90 kW) Eng.Z 18 XE 1/04-2/15 | | | | | | | | | | | | | | | | | | | |
| 19-2725 | | | R | | | | | | | | 140 | | | | | 84,8 | | | |
| 19-2802 | | | F | | | | | | | | 137 | | | | | 102 | | | |
| 1.9 TiD (88 kW) Eng.Z 19 DT 9/04-2/15 | | | | | | | | | | | | | | | | | | | |
| 19-2725 | | | R | | | | | | | | 140 | | | | | 84,8 | | | |
| 19-2802 | | | F | | | | | | | | 137 | | | | | 102 | | | |
| 1.9 TiD (110 kW) Eng.Z 19 DTH 1/06-2/15 | | | | | | | | | | | | | | | | | | | |
| 19-2725 | | | R | | | | | | | | 140 | | | | | 84,8 | | | |
| 19-2802 | | -12/09 | F | | | | | | | | 137 | | | | | 102 | | | |
| 1.9 TTiD (96 kW) Eng.A 19 DTR 12/07-2/15 | | | | | | | | | | | | | | | | | | | |
| 19-2725 | | | R | | | | | | | | 140 | | | | | 84,8 | | | |
| 19-2802 | | -12/09 | F | | | | | | | | 137 | | | | | 102 | | | |
| 1.9 TTiD (118 kW) Eng.A 19 DTR 12/07-2/15 | | | | | | | | | | | | | | | | | | | |
| 19-2725 | | | R | | | | | | | | 140 | | | | | 84,8 | | | |
| 19-2802 | | -12/09 | F | | | | | | | | 137 | | | | | 102 | | | |
| 1.9 TTiD (132 kW) Eng.A 19 DTR, Z 19 DTR 12/07-2/15 | | | | | | | | | | | | | | | | | | | |
| 19-2725 | | | R | | | | | | | | 140 | | | | | 84,8 | | | |
| 19-2802 | | | F | | | | | | | | 137 | | | | | 102 | | | |
| 2.0 t (120 kW) Eng.B207G 1/11-2/15 | | | | | | | | | | | | | | | | | | | |
| 19-2725 | | | R | | | | | | | | 140 | | | | | 84,8 | | | |
| 19-2802 | | | F | | | | | | | | 137 | | | | | 102 | | | |
| 2.0 t (129 kW) Eng.B207L 8/03-2/15 | | | | | | | | | | | | | | | | | | | |
| 19-2725 | | | R | | | | | | | | 140 | | | | | 84,8 | | | |

SAAB

| METELLI ref | Spare Parts | | F/R | L/R | | | ABS | A | B | C | D | E | F | G | H | I | L | M | Fig | NOTE |
|---|-------------|--------|-----|-----|--|--|-----|---|---|---|---|-----|---|---|---|---|------|---|-----|------|
| 19-2802 | | -12/09 | F | | | | | | | | | 137 | | | | | 102 | | | |
| 2.0 t (154 kW) Eng.B207R 8/03-2/15 | | | | | | | | | | | | | | | | | | | | |
| 19-2725 | | | R | | | | | | | | | 140 | | | | | 84,8 | | | |
| 19-2802 | | -12/09 | F | | | | | | | | | 137 | | | | | 102 | | | |
| 2.0 t (162 kW) Eng.A 20 NFT 1/11-2/15 | | | | | | | | | | | | | | | | | | | | |
| 19-2725 | | | R | | | | | | | | | 140 | | | | | 84,8 | | | |
| 19-2802 | | | F | | | | | | | | | 137 | | | | | 102 | | | |
| 2.0 t BioPower (120 kW) Eng.B207H 1/11-2/15 | | | | | | | | | | | | | | | | | | | | |
| 19-2725 | | | R | | | | | | | | | 140 | | | | | 84,8 | | | |
| 19-2802 | | | F | | | | | | | | | 137 | | | | | 102 | | | |
| 2.0 t BioPower (129 kW) Eng.B207L 1/07-2/15 | | | | | | | | | | | | | | | | | | | | |
| 19-2725 | | | R | | | | | | | | | 140 | | | | | 84,8 | | | |
| 19-2802 | | -12/09 | F | | | | | | | | | 137 | | | | | 102 | | | |
| 2.0 t BioPower (147 kW) Eng.B207M 6/07-2/15 | | | | | | | | | | | | | | | | | | | | |
| 19-2725 | | | R | | | | | | | | | 140 | | | | | 84,8 | | | |
| 19-2802 | | -12/09 | F | | | | | | | | | 137 | | | | | 102 | | | |
| 2.0 t BioPower (162 kW) Eng.A 20 NFT 1/11-2/15 | | | | | | | | | | | | | | | | | | | | |
| 19-2725 | | | R | | | | | | | | | 140 | | | | | 84,8 | | | |
| 19-2802 | | | F | | | | | | | | | 137 | | | | | 102 | | | |
| 2.0 Turbo Performance (185 kW) Eng.B207R 4/04-2/15 | | | | | | | | | | | | | | | | | | | | |
| 19-2725 | | | R | | | | | | | | | 140 | | | | | 84,8 | | | |
| 19-2802 | | | F | | | | | | | | | 137 | | | | | 102 | | | |
| 2.8 Turbo V6 (169 kW) Eng.LP9 2/06-2/15 | | | | | | | | | | | | | | | | | | | | |
| 19-2725 | | | R | | | | | | | | | 140 | | | | | 84,8 | | | |
| 19-2802 | | -12/09 | F | | | | | | | | | 137 | | | | | 102 | | | |
| 2.8 Turbo V6 (184 kW) Eng.LP9 2/06-2/15 | | | | | | | | | | | | | | | | | | | | |
| 19-2725 | | | R | | | | | | | | | 140 | | | | | 84,8 | | | |
| 19-2802 | | -12/09 | F | | | | | | | | | 137 | | | | | 102 | | | |

SAAB

| METELLI ref | Spare Parts | | F/R | L/R | | ABS | A | B | C | D | E | F | G | H | I | L | M | Fig | NOTE |
|---|-------------|--------|-----|-----|--|-----|---|---|---|---|-----|---|---|---|---|------|---|-----|------|
| 2.8 Turbo V6 (188 kW) Eng.B284L 12/07-2/15 | | | | | | | | | | | | | | | | | | | |
| 19-2725 | | | R | | | | | | | | 140 | | | | | 84,8 | | | |
| 19-2802 | | -12/09 | F | | | | | | | | 137 | | | | | 102 | | | |
| 2.8 Turbo V6 (203 kW) Eng.B284R 2/09-2/15 | | | | | | | | | | | | | | | | | | | |
| 19-2725 | | | R | | | | | | | | 140 | | | | | 84,8 | | | |
| 19-2802 | | -12/09 | F | | | | | | | | 137 | | | | | 102 | | | |
| 2.8 Turbo V6 (206 kW) Eng.B284R 2/09-2/15 | | | | | | | | | | | | | | | | | | | |
| 19-2725 | | | R | | | | | | | | 140 | | | | | 84,8 | | | |
| 19-2802 | | -12/09 | F | | | | | | | | 137 | | | | | 102 | | | |
| 9-3 II SW (YS3F) 3/05-2/15 | | | | | | | | | | | | | | | | | | | |
| 1.8 i (90 kW) Eng.Z 18 XE 3/05-2/15 | | | | | | | | | | | | | | | | | | | |
| 19-2725 | | | R | | | | | | | | 140 | | | | | 84,8 | | | |
| 19-2802 | | -12/09 | F | | | | | | | | 137 | | | | | 102 | | | |
| 1.8t 2.0 (110 kW) Eng.B207E 3/05-2/15 | | | | | | | | | | | | | | | | | | | |
| 19-2725 | | | R | | | | | | | | 140 | | | | | 84,8 | | | |
| 19-2802 | | -12/09 | F | | | | | | | | 137 | | | | | 102 | | | |
| 1.9 TiD (88 kW) Eng.Z 19 DT 3/05-2/15 | | | | | | | | | | | | | | | | | | | |
| 19-2725 | | | R | | | | | | | | 140 | | | | | 84,8 | | | |
| 19-2802 | | -12/09 | F | | | | | | | | 137 | | | | | 102 | | | |
| 1.9 TiD (110 kW) Eng.Z 19 DTH 3/05-2/15 | | | | | | | | | | | | | | | | | | | |
| 19-2725 | | | R | | | | | | | | 140 | | | | | 84,8 | | | |
| 19-2802 | | -12/09 | F | | | | | | | | 137 | | | | | 102 | | | |
| 1.9 TTiD (96 kW) Eng.A 19 DTR 12/07-2/15 | | | | | | | | | | | | | | | | | | | |
| 19-2725 | | | R | | | | | | | | 140 | | | | | 84,8 | | | |
| 19-2802 | | -12/09 | F | | | | | | | | 137 | | | | | 102 | | | |
| 1.9 TTiD (118 kW) Eng.A 19 DTR 12/07-2/15 | | | | | | | | | | | | | | | | | | | |
| 19-2725 | | | R | | | | | | | | 140 | | | | | 84,8 | | | |
| 19-2802 | | -12/09 | F | | | | | | | | 137 | | | | | 102 | | | |

SAAB

| METELLI ref | Spare Parts | | F/R | L/R | | | ABS | A | B | C | D | E | F | G | H | I | L | M | Fig | NOTE |
|---|-------------|--------|-----|-----|--|--|-----|---|---|---|---|-----|---|---|---|---|------|---|-----|------|
| 1.9 TTiD (132 kW) Eng.Z 19 DTR 12/07-2/15 | | | | | | | | | | | | | | | | | | | | |
| 19-2725 | | | R | | | | | | | | | 140 | | | | | 84,8 | | | |
| 19-2802 | | -12/09 | F | | | | | | | | | 137 | | | | | 102 | | | |
| 2.0 t (110 kW) Eng.B207E 3/05-2/15 | | | | | | | | | | | | | | | | | | | | |
| 19-2725 | | | R | | | | | | | | | 140 | | | | | 84,8 | | | |
| 19-2802 | | -12/09 | F | | | | | | | | | 137 | | | | | 102 | | | |
| 2.0 t (120 kW) Eng.B207G 1/07-2/15 | | | | | | | | | | | | | | | | | | | | |
| 19-2725 | | | R | | | | | | | | | 140 | | | | | 84,8 | | | |
| 19-2802 | | -12/09 | F | | | | | | | | | 137 | | | | | 102 | | | |
| 2.0 t (129 kW) Eng.B207L 3/05-2/15 | | | | | | | | | | | | | | | | | | | | |
| 19-2725 | | | R | | | | | | | | | 140 | | | | | 84,8 | | | |
| 19-2802 | | -12/09 | F | | | | | | | | | 137 | | | | | 102 | | | |
| 2.0 t (147 kW) Eng.B207M 2/09-2/15 | | | | | | | | | | | | | | | | | | | | |
| 19-2725 | | | R | | | | | | | | | 140 | | | | | 84,8 | | | |
| 19-2802 | | -12/09 | F | | | | | | | | | 137 | | | | | 102 | | | |
| 2.0 t (154 kW) Eng.B207R 3/05-2/15 | | | | | | | | | | | | | | | | | | | | |
| 19-2725 | | | R | | | | | | | | | 140 | | | | | 84,8 | | | |
| 19-2802 | | -12/09 | F | | | | | | | | | 137 | | | | | 102 | | | |
| 2.0 t (162 kW) Eng.A 20 NFT 1/11-2/15 | | | | | | | | | | | | | | | | | | | | |
| 19-2725 | | | R | | | | | | | | | 140 | | | | | 84,8 | | | |
| 19-2802 | | | F | | | | | | | | | 137 | | | | | 102 | | | |
| 2.0 t (177 kW) Eng.B207R 5/09-2/15 | | | | | | | | | | | | | | | | | | | | |
| 19-2725 | | | R | | | | | | | | | 140 | | | | | 84,8 | | | |
| 19-2802 | | -12/09 | F | | | | | | | | | 137 | | | | | 102 | | | |
| 2.0 t Bio Power (147 kW) Eng.B207M 2/09-2/15 | | | | | | | | | | | | | | | | | | | | |
| 19-2725 | | | R | | | | | | | | | 140 | | | | | 84,8 | | | |
| 19-2802 | | -12/09 | F | | | | | | | | | 137 | | | | | 102 | | | |
| 2.0 t Bio Power XWD (154 kW) Eng.B207R 6/08-2/15 | | | | | | | | | | | | | | | | | | | | |
| 19-2802 | | -12/09 | F/R | | | | | | | | | 137 | | | | | 102 | | | |

SAAB

| METELLI ref | Spare Parts | | F/R | L/R | | ABS | A | B | C | D | E | F | G | H | I | L | M | Fig | NOTE |
|---|-------------|--------|-----|-----|--|-----|---|---|---|---|-----|---|---|---|---|------|---|-----|------|
| 2.0 t BioPower (110 kW) Eng.B207E 1/07-2/15 | | | | | | | | | | | | | | | | | | | |
| 19-2725 | | | R | | | | | | | | 140 | | | | | 84,8 | | | |
| 19-2802 | | | F | | | | | | | | 137 | | | | | 102 | | | |
| 2.0 t BioPower (120 kW) Eng.B207H 1/11-2/15 | | | | | | | | | | | | | | | | | | | |
| 19-2725 | | | R | | | | | | | | 140 | | | | | 84,8 | | | |
| 19-2802 | | | F | | | | | | | | 137 | | | | | 102 | | | |
| 2.0 t BioPower (129 kW) Eng.B207L 1/07-2/15 | | | | | | | | | | | | | | | | | | | |
| 19-2725 | | | R | | | | | | | | 140 | | | | | 84,8 | | | |
| 19-2802 | | -12/09 | F | | | | | | | | 137 | | | | | 102 | | | |
| 2.0 t BioPower (145 kW) Eng.B207R 6/07-2/15 | | | | | | | | | | | | | | | | | | | |
| 19-2725 | | | R | | | | | | | | 140 | | | | | 84,8 | | | |
| 19-2802 | | | F | | | | | | | | 137 | | | | | 102 | | | |
| 2.0 t BioPower (162 kW) Eng.A 20 NFT 1/11-2/15 | | | | | | | | | | | | | | | | | | | |
| 19-2725 | | | R | | | | | | | | 140 | | | | | 84,8 | | | |
| 19-2802 | | | F | | | | | | | | 137 | | | | | 102 | | | |
| 2.0 t BioPower XWD (120 kW) Eng.B207H 1/07-2/15 | | | | | | | | | | | | | | | | | | | |
| 19-2802 | | | R | | | | | | | | 137 | | | | | 102 | | | |
| 19-2802 | | | F/R | | | | | | | | 137 | | | | | 102 | | | |
| 2.0 t BioPower XWD (162 kW) Eng.A 20 NFT 1/11-2/15 | | | | | | | | | | | | | | | | | | | |
| 19-2802 | | | R | | | | | | | | 137 | | | | | 102 | | | |
| 19-2802 | | | F/R | | | | | | | | 137 | | | | | 102 | | | |
| 2.0 t XWD (120 kW) Eng.B207G 1/07-2/15 | | | | | | | | | | | | | | | | | | | |
| 19-2802 | | -12/09 | F/R | | | | | | | | 137 | | | | | 102 | | | |
| 2.0 t XWD (154 kW) Eng.B207R 6/08-2/15 | | | | | | | | | | | | | | | | | | | |
| 19-2802 | | -12/09 | F/R | | | | | | | | 137 | | | | | 102 | | | |
| 2.0 t XWD (162 kW) Eng.A 20 NFT 1/11-2/15 | | | | | | | | | | | | | | | | | | | |
| 19-2802 | | | R | | | | | | | | 137 | | | | | 102 | | | |
| 19-2802 | | | F/R | | | | | | | | 137 | | | | | 102 | | | |

SAAB

| METELLI ref | Spare Parts | | F/R | L/R | | | ABS | A | B | C | D | E | F | G | H | I | L | M | Fig | NOTE |
|--|-------------|--------|-----|-----|--|--|-----|---|---|---|---|-----|---|---|---|---|------|---|-----|------|
| 2.0 t XWD (177 kW) Eng.B207R 5/09-2/15 | | | | | | | | | | | | | | | | | | | | |
| 19-2802 | | -12/09 | F/R | | | | | | | | | 137 | | | | | 102 | | | |
| 2.8 Turbo V6 (169 kW) Eng.B284L 3/05-2/15 | | | | | | | | | | | | | | | | | | | | |
| 19-2725 | | | R | | | | | | | | | 140 | | | | | 84,8 | | | |
| 19-2802 | | -12/09 | F | | | | | | | | | 137 | | | | | 102 | | | |
| 2.8 Turbo V6 (184 kW) Eng.LP9 3/05-2/15 | | | | | | | | | | | | | | | | | | | | |
| 19-2725 | | | R | | | | | | | | | 140 | | | | | 84,8 | | | |
| 19-2802 | | -12/09 | F | | | | | | | | | 137 | | | | | 102 | | | |
| 2.8 Turbo V6 (188 kW) Eng.B284L 12/07-2/15 | | | | | | | | | | | | | | | | | | | | |
| 19-2725 | | | R | | | | | | | | | 140 | | | | | 84,8 | | | |
| 19-2802 | | -12/09 | F | | | | | | | | | 137 | | | | | 102 | | | |
| 2.8 Turbo V6 (203 kW) Eng.B284R 5/08-2/15 | | | | | | | | | | | | | | | | | | | | |
| 19-2725 | | | R | | | | | | | | | 140 | | | | | 84,8 | | | |
| 19-2802 | | | F | | | | | | | | | 137 | | | | | 102 | | | |
| 2.8 Turbo V6 (206 kW) Eng.B284R 5/08-2/15 | | | | | | | | | | | | | | | | | | | | |
| 19-2725 | | | R | | | | | | | | | 140 | | | | | 84,8 | | | |
| 19-2802 | | | F | | | | | | | | | 137 | | | | | 102 | | | |
| 2.8 Turbo V6 XWD (206 kW) Eng.B284R 5/08-12/11 | | | | | | | | | | | | | | | | | | | | |
| 19-2802 | | -12/09 | F/R | | | | | | | | | 137 | | | | | 102 | | | |
| 9-3X (YS3) 2/09-12/12 | | | | | | | | | | | | | | | | | | | | |
| 1.9 TTiD AWD (132 kW) Eng.A 19 DTR, Z 19 DTR 2/09-12/12 | | | | | | | | | | | | | | | | | | | | |
| 19-2802 | | -12/09 | F/R | | | | | | | | | 137 | | | | | 102 | | | |
| 2.0 t BioPower XWD (154 kW) Eng.B207R 2/09-12/12 | | | | | | | | | | | | | | | | | | | | |
| 19-2802 | | -12/09 | F/R | | | | | | | | | 137 | | | | | 102 | | | |
| 2.0 t BioPower XWD (162 kW) Eng.A 20 NFT 1/11-12/12 | | | | | | | | | | | | | | | | | | | | |
| 19-2802 | | | F/R | | | | | | | | | 137 | | | | | 102 | | | |

SAAB

| METELLI ref | Spare Parts | | F/R | L/R | | | ABS | A | B | C | D | E | F | G | H | I | L | M | Fig | NOTE |
|---|-------------|--------|-----|-----|--|--|-----|---|----|----|----|-----|---|---|---|---|---|---|-----|------|
| 2.0 t BioPower (162 kW) Eng.A 20 NFT 5/10-1/12 | | | | | | | | | | | | | | | | | | | | |
| 19-8173 | | | F | | | | | | 30 | | | 157 | | | | | | | 88 | |
| 19-8175 | | | R | | | | | | 30 | | | 157 | | | | | | | 88 | |
| 2.0 t BioPower XWD (162 kW) Eng.A 20 NHT 5/10-1/12 | | | | | | | | | | | | | | | | | | | | |
| 19-8173 | | | F | | | | | | 30 | | | 157 | | | | | | | 88 | |
| 2.0 TiD (118 kW) Eng.A 20 DTH 5/10-1/12 | | | | | | | | | | | | | | | | | | | | |
| 19-8173 | | | F | | | | | | 30 | | | 157 | | | | | | | 88 | |
| 19-8175 | | | R | | | | | | 30 | | | 157 | | | | | | | 88 | |
| 2.0 TTiD (140 kW) Eng.A 20 DTR 5/10-1/12 | | | | | | | | | | | | | | | | | | | | |
| 19-8173 | | | F | | | | | | 30 | | | 157 | | | | | | | 88 | |
| 19-8175 | | | R | | | | | | 30 | | | 157 | | | | | | | 88 | |
| 2.0 TTiD XWD (140 kW) Eng.A 20 DTR 5/10-1/12 | | | | | | | | | | | | | | | | | | | | |
| 19-8173 | | | F | | | | | | 30 | | | 157 | | | | | | | 88 | |
| 2.0 Turbo (162 kW) Eng.A 20 NHT 5/10-1/12 | | | | | | | | | | | | | | | | | | | | |
| 19-8173 | | | F | | | | | | 30 | | | 157 | | | | | | | 88 | |
| 19-8175 | | | R | | | | | | 30 | | | 157 | | | | | | | 88 | |
| 2.0 Turbo XWD (162 kW) Eng.A 20 NHT 5/10-1/12 | | | | | | | | | | | | | | | | | | | | |
| 19-8173 | | | F | | | | | | 30 | | | 157 | | | | | | | 88 | |
| 2.8 Turbo V6 XWD (221 kW) Eng.A 28 NER 5/10-1/12 | | | | | | | | | | | | | | | | | | | | |
| 19-8173 | | | F | | | | | | 30 | | | 157 | | | | | | | 88 | |
| 9-5 SW (YS3E) 10/98-1/70 | | | | | | | | | | | | | | | | | | | | |
| 2.0 t (110 kW) Eng.B205E (10.98-) 10/98-12/09 | | | | | | | | | | | | | | | | | | | | |
| 19-2308 | | -12/01 | F | | | | | | | 39 | 74 | | | | | | | | 39 | |
| 19-2438 | | -12/99 | R | | | | | | 29 | | | 140 | | | | | | | 146 | |
| 2.0 t (136 kW) Eng.B205L 7/00-7/01 | | | | | | | | | | | | | | | | | | | | |
| 19-2308 | | | F | | | | | | | 39 | 74 | | | | | | | | 39 | |
| 2.0 t (141 kW) Eng.B205E 10/98-7/00 | | | | | | | | | | | | | | | | | | | | |
| 19-2308 | | | F | | | | | | | 39 | 74 | | | | | | | | 39 | |

SAAB

| METELLI ref | Spare Parts | | F/R | L/R | | ABS | A | B | C | D | E | F | G | H | I | L | M | Fig | NOTE |
|---|-------------|--------|-----|-----|--|-----|---|----|----|----|-----|---|---|---|---|-----|-----|-----|------|
| 19-2438 | | -12/99 | R | | | | | 29 | | | 140 | | | | | 146 | | | |
| 2.3 t (125 kW) Eng.B235E (10.98-) 10/98-12/09 | | | | | | | | | | | | | | | | | | | |
| 19-2308 | | -12/01 | F | | | | | | 39 | 74 | | | | | | | 39 | | |
| 19-2438 | | -12/99 | R | | | | | 29 | | | 140 | | | | | | 146 | | |
| 2.3 t (136 kW) Eng.B235E 1/01-12/09 | | | | | | | | | | | | | | | | | | | |
| 19-2308 | | -12/01 | F | | | | | | 39 | 74 | | | | | | | 39 | | |
| 2.3 Turbo (169 kW) Eng.B235R 10/99-9/01 | | | | | | | | | | | | | | | | | | | |
| 19-2308 | | | F | | | | | | 39 | 74 | | | | | | | 39 | | |
| 19-2438 | | | R | | | | | 29 | | | 140 | | | | | | 146 | | |
| 2.3 Turbo (184 kW) Eng.B235R 9/01-12/09 | | | | | | | | | | | | | | | | | | | |
| 19-2308 | | -12/01 | F | | | | | | 39 | 74 | | | | | | | 39 | | |
| 3.0 TiD (130 kW) Eng.D308L 7/01-8/05 | | | | | | | | | | | | | | | | | | | |
| 19-2308 | | -12/01 | F | | | | | | 39 | 74 | | | | | | | 39 | | |
| 3.0 V6t (147 kW) Eng.B308E (10.98-) 10/98-8/05 | | | | | | | | | | | | | | | | | | | |
| 19-2308 | | -12/01 | F | | | | | | 39 | 74 | | | | | | | 39 | | |
| 19-2438 | | -12/99 | R | | | | | 29 | | | 140 | | | | | | 146 | | |
| 90 8/84-8/87 | | | | | | | | | | | | | | | | | | | |
| 2.0 (74 kW) Eng.B 20 I 8/84-8/87 | | | | | | | | | | | | | | | | | | | |
| 19-2846 | | 08/85- | F | | | | | | 42 | 75 | | | | | | | 37 | | |
| 900 I (AC4, AM4) 1/79-12/93 | | | | | | | | | | | | | | | | | | | |
| 2.0 -16 (92 kW) Eng.B202XI 1/86-12/88 | | | | | | | | | | | | | | | | | | | |
| 19-2846 | | | F | | | | | | 42 | 75 | | | | | | | 37 | | |
| 2.0 -16 (93 kW) Eng.B202I (01.89-) 1/89-12/93 | | | | | | | | | | | | | | | | | | | |
| 19-2438 | | 08/93- | R | | | | | 29 | | | 140 | | | | | | 146 | | |
| 19-2846 | | -07/93 | F | | | | | | 42 | 75 | | | | | | | 37 | | |
| 2.0 (74 kW) Eng.B201 7/82-12/88 | | | | | | | | | | | | | | | | | | | |
| 19-2846 | | | F | | | | | | 42 | 75 | | | | | | | 37 | | |

SAAB

| METELLI ref | Spare Parts | | F/R | L/R | | ABS | A | B | C | D | E | F | G | H | I | L | M | Fig | NOTE |
|--|-------------|--------|-----|-----|--|-----|---|----|----|----|-----|---|---|---|---|-----|---|-----|------|
| 2.0 (98 kW) Eng.B202I (01.89-.) 10/87-10/91 | | | | | | | | | | | | | | | | | | | |
| 19-2846 | | | F | | | | | | 42 | 75 | | | | | | 37 | | | |
| 2.0 8V Turbo (114 kW) Eng.B201L 1/88-12/90 | | | | | | | | | | | | | | | | | | | |
| 19-2846 | | | F | | | | | | 42 | 75 | | | | | | 37 | | | |
| 2.0 c (74 kW) Eng.B 20, B201XC (07.82-12.88) 7/82-12/88 | | | | | | | | | | | | | | | | | | | |
| 19-2846 | | 08/85- | F | | | | | | 42 | 75 | | | | | | 37 | | | |
| 2.0 i (81 kW) Eng.B201 (01.87-.), B201I, B201XI, B201XXI 9/85-8/90 | | | | | | | | | | | | | | | | | | | |
| 19-2846 | | | F | | | | | | 42 | 75 | | | | | | 37 | | | |
| 2.0 i (85 kW) Eng.B201XI (01.81-12.88), BI 20 (11.80-12.80) 11/80-8/90 | | | | | | | | | | | | | | | | | | | |
| 19-2846 | | 08/85- | F | | | | | | 42 | 75 | | | | | | 37 | | | |
| 2.0 S Turbo-16 (104 kW) Eng.B202S (01.92-12.93) 7/91-12/93 | | | | | | | | | | | | | | | | | | | |
| 19-2438 | | 08/93- | R | | | | | 29 | | | 140 | | | | | 146 | | | |
| 19-2846 | | -07/93 | F | | | | | | 42 | 75 | | | | | | 37 | | | |
| 2.0 S Turbo-16 (107 kW) Eng.B202S (01.92-12.93) 1/92-12/93 | | | | | | | | | | | | | | | | | | | |
| 19-2438 | | 08/93- | R | | | | | 29 | | | 140 | | | | | 146 | | | |
| 19-2846 | | -07/93 | F | | | | | | 42 | 75 | | | | | | 37 | | | |
| 2.0 Turbo (103 kW) Eng.B201XL 10/86-12/91 | | | | | | | | | | | | | | | | | | | |
| 19-2846 | | | F | | | | | | 42 | 75 | | | | | | 37 | | | |
| 2.0 Turbo (110 kW) Eng.B201XL (01.86-12.88) 1/86-12/88 | | | | | | | | | | | | | | | | | | | |
| 19-2846 | | | F | | | | | | 42 | 75 | | | | | | 37 | | | |
| 2.0 Turbo-16 (118 kW) Eng.B202L, B202XL (01.86-12.93) 11/85-12/93 | | | | | | | | | | | | | | | | | | | |
| 19-2438 | | 08/93- | R | | | | | 29 | | | 140 | | | | | 146 | | | |
| 19-2846 | | -07/93 | F | | | | | | 42 | 75 | | | | | | 37 | | | |
| 2.0 Turbo-16 S (129 kW) Eng.B202XL 1/84-12/88 | | | | | | | | | | | | | | | | | | | |
| 19-2846 | | 08/85- | F | | | | | | 42 | 75 | | | | | | 37 | | | |
| 2.0 Turbo-16 S Cat (129 kW) Eng.B202XL 1/89-12/93 | | | | | | | | | | | | | | | | | | | |
| 19-2438 | | 08/93- | R | | | | | 29 | | | 140 | | | | | 146 | | | |
| 19-2846 | | -07/93 | F | | | | | | 42 | 75 | | | | | | 37 | | | |

SAAB

| METELLI ref | Spare Parts | | F/R | L/R | | | ABS | A | B | C | D | E | F | G | H | I | L | M | Fig | NOTE |
|---|-------------|--------|-----|-----|--|--|-----|---|----|----|----|---|-----|---|---|---|---|---|-----|------|
| 2.0 i (81 kW) Eng.B201 (01.87-.) 9/85-8/90 | | | | | | | | | | | | | | | | | | | | |
| 19-2846 | | | F | | | | | | | 42 | 75 | | | | | | | | 37 | |
| 2.0 i (85 kW) Eng.B201XI (01.81-12.88), BI 20 (11.80-12.80) 11/80-12/88 | | | | | | | | | | | | | | | | | | | | |
| 19-2846 | | 08/85- | F | | | | | | | 42 | 75 | | | | | | | | 37 | |
| 2.0 S Turbo-16 (104 kW) Eng.B202S 9/91-7/93 | | | | | | | | | | | | | | | | | | | | |
| 19-2846 | | | F | | | | | | | 42 | 75 | | | | | | | | 37 | |
| 2.0 Turbo (103 kW) Eng.B201XL 10/86-12/91 | | | | | | | | | | | | | | | | | | | | |
| 19-2846 | | | F | | | | | | | 42 | 75 | | | | | | | | 37 | |
| 2.0 Turbo (110 kW) Eng.B201XL (01.86-12.88) 1/86-12/88 | | | | | | | | | | | | | | | | | | | | |
| 19-2846 | | | F | | | | | | | 42 | 75 | | | | | | | | 37 | |
| 2.0 Turbo-16 (118 kW) Eng.B202L, B202XL (01.86-12.93) 11/85-6/94 | | | | | | | | | | | | | | | | | | | | |
| 19-2438 | | 08/93- | R | | | | | | 29 | | | | 140 | | | | | | 146 | |
| 19-2846 | | -07/93 | F | | | | | | | 42 | 75 | | | | | | | | 37 | |
| 2.0 Turbo-16 (132 kW) Eng.B202L (01.93-.) 1/93-6/94 | | | | | | | | | | | | | | | | | | | | |
| 19-2438 | | 08/93- | R | | | | | | 29 | | | | 140 | | | | | | 146 | |
| 19-2846 | | -07/93 | F | | | | | | | 42 | 75 | | | | | | | | 37 | |
| 2.0 Turbo-16 S (129 kW) Eng.B202XL 2/84-12/88 | | | | | | | | | | | | | | | | | | | | |
| 19-2846 | | 08/85- | F | | | | | | | 42 | 75 | | | | | | | | 37 | |
| 2.0 Turbo-16 S Cat (125 kW) Eng.B202XL 1/89-12/93 | | | | | | | | | | | | | | | | | | | | |
| 19-2438 | | 08/93- | R | | | | | | 29 | | | | 140 | | | | | | 146 | |
| 19-2846 | | -07/93 | F | | | | | | | 42 | 75 | | | | | | | | 37 | |
| 2.1 -16 (100 kW) Eng.B212I (01.92-07.93) 9/90-7/93 | | | | | | | | | | | | | | | | | | | | |
| 19-2846 | | | F | | | | | | | 42 | 75 | | | | | | | | 37 | |
| 900 II 7/93-2/98 | | | | | | | | | | | | | | | | | | | | |
| 2.0 -16 Turbo (136 kW) Eng.B204L (07.93-.) 7/93-2/98 | | | | | | | | | | | | | | | | | | | | |
| 19-2438 | | 08/93- | R | | | | | | 29 | | | | 140 | | | | | | 146 | |
| 19-2846 | | -07/93 | F | | | | | | | 42 | 75 | | | | | | | | 37 | |

SAAB

| METELLI ref | Spare Parts | | F/R | L/R | | | ABS | A | B | C | D | E | F | G | H | I | L | M | Fig | NOTE |
|--|-------------|--|-----|-----|--|--|-----|---|----|---|---|-----|---|---|---|---|---|---|-----|------|
| 2.5 -24 V6 (125 kW) Eng.B258I (12.93-) 12/93-2/98 | | | | | | | | | | | | | | | | | | | | |
| 19-2438 | | | R | | | | | | 29 | | | 140 | | | | | | | 146 | |

SEAT

Alhambra I (7V8, 7V9) 1/96-3/10

1.8 T 20V (110 kW) Eng.AJH, AWC (08.00-) 10/97-3/10

| | | | | | | | | | | | | | | | | | | | | |
|---------|--|--|---|--|--|--|--|--|--|----|----|--|--|--|--|--|--|--|----|--|
| 19-2268 | | | F | | | | | | | 43 | 80 | | | | | | | | 38 | |
| 19-2699 | | | R | | | | | | | 43 | 80 | | | | | | | | 38 | |

1.9 TDI (66 kW) Eng.1Z (-07.96), AHU (07.96-), ANU (08.00-) 4/96-3/10

| | | | | | | | | | | | | | | | | | | | | |
|---------|--|--|---|--|--|--|--|--|--|----|----|--|--|--|--|--|--|--|----|--|
| 19-2268 | | | F | | | | | | | 43 | 80 | | | | | | | | 38 | |
| 19-2699 | | | R | | | | | | | 43 | 80 | | | | | | | | 38 | |

1.9 TDI (81 kW) Eng.AFN, AVG 8/96-6/00

| | | | | | | | | | | | | | | | | | | | | |
|---------|--|--|---|--|--|--|--|--|--|----|----|--|--|--|--|--|--|--|----|--|
| 19-2268 | | | F | | | | | | | 43 | 80 | | | | | | | | 38 | |
| 19-2699 | | | R | | | | | | | 43 | 80 | | | | | | | | 38 | |

1.9 TDI (85 kW) Eng.AUY, BVK 6/00-3/10

| | | | | | | | | | | | | | | | | | | | | |
|---------|--|--|---|--|--|--|--|--|--|----|----|--|--|--|--|--|--|--|----|--|
| 19-2268 | | | F | | | | | | | 43 | 80 | | | | | | | | 38 | |
| 19-2699 | | | R | | | | | | | 43 | 80 | | | | | | | | 38 | |

1.9 TDI (96 kW) Eng.ASZ 11/02-11/08

| | | | | | | | | | | | | | | | | | | | | |
|---------|--|--|---|--|--|--|--|--|--|----|----|--|--|--|--|--|--|--|----|--|
| 19-2268 | | | F | | | | | | | 43 | 80 | | | | | | | | 38 | |
| 19-2699 | | | R | | | | | | | 43 | 80 | | | | | | | | 38 | |

1.9 TDI (110 kW) Eng.BTB 5/05-5/07

| | | | | | | | | | | | | | | | | | | | | |
|---------|--|--|---|--|--|--|--|--|--|----|----|--|--|--|--|--|--|--|----|--|
| 19-2268 | | | F | | | | | | | 43 | 80 | | | | | | | | 38 | |
| 19-2699 | | | R | | | | | | | 43 | 80 | | | | | | | | 38 | |

1.9 TDI 4motion (85 kW) Eng.AUY, BVK 6/00-3/10

| | | | | | | | | | | | | | | | | | | | | |
|---------|--|--|-----|--|--|--|--|--|--|----|----|--|--|--|--|--|--|--|----|--|
| 19-2268 | | | F/R | | | | | | | 43 | 80 | | | | | | | | 38 | |
|---------|--|--|-----|--|--|--|--|--|--|----|----|--|--|--|--|--|--|--|----|--|

2.0 i (85 kW) Eng.ADY (-08.00), ATM (08.00-) 4/96-3/10

| | | | | | | | | | | | | | | | | | | | | |
|---------|--|--|---|--|--|--|--|--|--|----|----|--|--|--|--|--|--|--|----|--|
| 19-2268 | | | F | | | | | | | 43 | 80 | | | | | | | | 38 | |
| 19-2699 | | | R | | | | | | | 43 | 80 | | | | | | | | 38 | |

SEAT

| METELLI ref | Spare Parts | | F/R | L/R | | | ABS | A | B | C | D | E | F | G | H | I | L | M | Fig | NOTE |
|--|-------------|--|-----|-----|--|--|-----|---|---|----|----|---|-------|---|---|---|---|---|-----|-----------|
| 2.0 TDI (103 kW) Eng.BRT 11/05-3/10 | | | | | | | | | | | | | | | | | | | | |
| 19-2268 | | | F | | | | | | | 43 | 80 | | | | | | | | 38 | |
| 19-2699 | | | R | | | | | | | 43 | 80 | | | | | | | | 38 | |
| 2.8 V6 (150 kW) Eng.AUE, AYL 6/00-3/10 | | | | | | | | | | | | | | | | | | | | |
| 19-2268 | | | F | | | | | | | 43 | 80 | | | | | | | | 38 | |
| 19-2699 | | | R | | | | | | | 43 | 80 | | | | | | | | 38 | |
| 2.8 V6 4motion (150 kW) Eng.AUE, AYL 6/00-3/10 | | | | | | | | | | | | | | | | | | | | |
| 19-2268 | | | F/R | | | | | | | 43 | 80 | | | | | | | | 38 | |
| Alhambra II (710, 711) 6/10-1/70 | | | | | | | | | | | | | | | | | | | | |
| 1.4 TSI (110 kW) Eng.CAVA, CNWB, CTHA 6/10-4/15 | | | | | | | | | | | | | | | | | | | | |
| 19-2317 | | | F | | | | | | | | | | 137 | | | | | | 84 | |
| 19-2704 | | | R | | | | | | | | | | 136,9 | | | | | | | |
| 1.4 TSI (110 kW) Eng.CZDA, DJKA 5/15-1/70 | | | | | | | | | | | | | | | | | | | | |
| 19-2317 | | | F | | | | | | | | | | 137 | | | | | | 84 | |
| 19-2704 | | | R | | | | | | | | | | 136,9 | | | | | | | |
| 1.8 TSI (118 kW) Eng.CDAA 11/12-4/15 | | | | | | | | | | | | | | | | | | | | |
| 19-2317 | | | F | | | | | | | | | | 137 | | | | | | 84 | |
| 19-2704 | | | R | | | | | | | | | | 136,9 | | | | | | | Eng. CDAA |
| 2.0 TDI (85 kW) Eng.CFFE, CUVA, DFLD, DLTC 5/11-1/70 | | | | | | | | | | | | | | | | | | | | |
| 19-2317 | | | F | | | | | | | | | | 137 | | | | | | 84 | |
| 19-2704 | | | R | | | | | | | | | | 136,9 | | | | | | | |
| 2.0 TDI (100 kW) Eng.CFFA 6/10-5/11 | | | | | | | | | | | | | | | | | | | | |
| 19-2317 | | | F | | | | | | | | | | 137 | | | | | | 84 | |
| 19-2704 | | | R | | | | | | | | | | 136,9 | | | | | | | |
| 2.0 TDI (103 kW) Eng.CFFB 6/10-1/70 | | | | | | | | | | | | | | | | | | | | |
| 19-2317 | | | F | | | | | | | | | | 137 | | | | | | 84 | |
| 19-2704 | | | R | | | | | | | | | | 136,9 | | | | | | | |

SEAT

| METELLI ref | Spare Parts | | F/R | L/R | | | ABS | A | B | C | D | E | F | G | H | I | L | M | Fig | NOTE |
|---|-------------|--|-----|-----|--|--|-----|---|---|---|---|-------|---|---|---|---|----|---|-----|------------------------|
| 2.0 TDI (110 kW) Eng.CUVC, DFLA, DLTA 5/15-1/70 | | | | | | | | | | | | | | | | | | | | |
| 19-2317 | | | F | | | | | | | | | 137 | | | | | 84 | | | |
| 19-2704 | | | R | | | | | | | | | 136,9 | | | | | | | | |
| 2.0 TDI (125 kW) Eng.CFGB 6/10-2/13 | | | | | | | | | | | | | | | | | | | | |
| 19-2317 | | | F | | | | | | | | | 137 | | | | | 84 | | | |
| 19-2704 | | | R | | | | | | | | | 136,9 | | | | | | | | |
| 2.0 TDI (130 kW) Eng.CFGC, DLUB 11/12-1/70 | | | | | | | | | | | | | | | | | | | | |
| 19-2317 | | | F | | | | | | | | | 137 | | | | | 84 | | | |
| 19-2704 | | | R | | | | | | | | | 136,9 | | | | | | | | |
| 2.0 TDI (135 kW) Eng.CUWA, DFMA 5/15-1/70 | | | | | | | | | | | | | | | | | | | | |
| 19-2317 | | | F | | | | | | | | | 137 | | | | | 84 | | | |
| 19-2704 | | | R | | | | | | | | | 136,9 | | | | | | | | |
| 2.0 TDI 4Drive (103 kW) Eng.CFFB 5/11-4/15 | | | | | | | | | | | | | | | | | | | | |
| 19-2317 | | | F/R | | | | | | | | | 137 | | | | | 84 | | | |
| 2.0 TDI 4Drive (110 kW) Eng.CUVC, DFLA 5/15-1/70 | | | | | | | | | | | | | | | | | | | | |
| 19-2317 | | | F | | | | | | | | | 137 | | | | | 84 | | | |
| 2.0 TDI 4Drive (135 kW) Eng.DFMA 5/16-1/70 | | | | | | | | | | | | | | | | | | | | |
| 19-2317 | | | F | | | | | | | | | 137 | | | | | 84 | | | |
| 2.0 TSI (147 kW) Eng.CCZA 11/10-5/12 | | | | | | | | | | | | | | | | | | | | |
| 19-2317 | | | F | | | | | | | | | 137 | | | | | 84 | | | |
| 19-2704 | | | R | | | | | | | | | 136,9 | | | | | | | | |
| 2.0 TSI (162 kW) Eng.DEDA 5/15-1/70 | | | | | | | | | | | | | | | | | | | | |
| 19-2317 | | | F | | | | | | | | | 137 | | | | | 84 | | | |
| 19-2704 | | | R | | | | | | | | | 136,9 | | | | | | | | |
| Altea (5P1) 3/04-1/70 | | | | | | | | | | | | | | | | | | | | |
| 1.2 TSI (77 kW) Eng.CBZB 4/10-1/70 | | | | | | | | | | | | | | | | | | | | |
| 19-2317 | | | F | | | | | | | | | 137 | | | | | 84 | | | Disc 288mm, Disc 312mm |
| 19-2704 | | | R | | | | | | | | | 136,9 | | | | | | | | |

SEAT

| METELLI ref | Spare Parts | | F/R | L/R | | | ABS | A | B | C | D | E | F | G | H | I | L | M | Fig | NOTE |
|--|-------------|--|-----|-----|--|--|-----|---|----|---|---|-------|---|---|---|---|----|---|-----|------------------------|
| 19-2780 | | | F | | | | | | | | | 136 | | | | | 84 | | | Disc 280mm |
| 1.6 TDI (77 kW) Eng.CAYC 10/09-1/70 | | | | | | | | | | | | | | | | | | | | |
| 19-2317 | | | F | | | | | | | | | 137 | | | | | 84 | | | Disc 288mm, Disc 312mm |
| 19-2704 | | | R | | | | | | | | | 136,9 | | | | | | | | |
| 19-2705 | | | R | | | | | | 30 | | | 136,5 | | | | | | | | |
| 19-2780 | | | F | | | | | | | | | 136 | | | | | 84 | | | Disc 280mm |
| 1.8 TFSI (118 kW) Eng.BYT, BZB, CDAA 1/07-1/70 | | | | | | | | | | | | | | | | | | | | |
| 19-2317 | | | F | | | | | | | | | 137 | | | | | 84 | | | Disc 288mm, Disc 312mm |
| 19-2704 | | | R | | | | | | | | | 136,9 | | | | | | | | |
| 19-2705 | | | R | | | | | | 30 | | | 136,5 | | | | | | | | |
| 19-2780 | | | F | | | | | | | | | 136 | | | | | 84 | | | Disc 280mm |
| 1.9 TDI (66 kW) Eng.BXF 8/09-1/70 | | | | | | | | | | | | | | | | | | | | |
| 19-2317 | | | F | | | | | | | | | 137 | | | | | 84 | | | Disc 288mm, Disc 312mm |
| 19-2704 | | | R | | | | | | | | | 136,9 | | | | | | | | |
| 19-2705 | | | R | | | | | | 30 | | | 136,5 | | | | | | | | |
| 19-2780 | | | F | | | | | | | | | 136 | | | | | 84 | | | Disc 280mm |
| 1.9 TDI (77 kW) Eng.BJB (06.04-), BKC (06.04-), BLS, BXE 4/04-1/70 | | | | | | | | | | | | | | | | | | | | |
| 19-2317 | | | F | | | | | | | | | 137 | | | | | 84 | | | Disc 288mm, Disc 312mm |
| 19-2704 | | | R | | | | | | | | | 136,9 | | | | | | | | |
| 19-2705 | | | R | | | | | | 30 | | | 136,5 | | | | | | | | |
| 19-2780 | | | F | | | | | | | | | 136 | | | | | 84 | | | Disc 280mm |
| 2.0 FSI (110 kW) Eng.BLR (06.04-), BLY (06.04-), BVY, BVZ 5/04-3/09 | | | | | | | | | | | | | | | | | | | | |
| 19-2317 | | | F | | | | | | | | | 137 | | | | | 84 | | | Disc 288mm, Disc 312mm |
| 19-2704 | | | R | | | | | | | | | 136,9 | | | | | | | | |
| 19-2705 | | | R | | | | | | 30 | | | 136,5 | | | | | | | | |
| 19-2780 | | | F | | | | | | | | | 136 | | | | | 84 | | | Disc 280mm |
| 2.0 TDI (100 kW) Eng.AZV 3/04-5/09 | | | | | | | | | | | | | | | | | | | | |
| 19-2317 | | | F | | | | | | | | | 137 | | | | | 84 | | | Disc 288mm, Disc 312mm |
| 19-2704 | | | R | | | | | | | | | 136,9 | | | | | | | | |

SEAT

| METELLI ref | Spare Parts | | F/R | L/R | | ABS | A | B | C | D | E | F | G | H | I | L | M | Fig | NOTE |
|--|-------------|--|-----|-----|--|-----|---|----|---|---|-------|---|---|---|---|----|---|-----|------------------------|
| 19-2705 | | | R | | | | | 30 | | | 136,5 | | | | | | | | |
| 19-2780 | | | F | | | | | | | | 136 | | | | | 84 | | | Disc 280mm |
| 2.0 TDI (103 kW) Eng.BMM 11/05-1/70 | | | | | | | | | | | | | | | | | | | |
| 19-2317 | | | F | | | | | | | | 137 | | | | | 84 | | | Disc 288mm, Disc 312mm |
| 19-2704 | | | R | | | | | | | | 136,9 | | | | | | | | |
| 19-2705 | | | R | | | | | 30 | | | 136,5 | | | | | | | | |
| 19-2780 | | | F | | | | | | | | 136 | | | | | 84 | | | Disc 280mm |
| 2.0 TDI (125 kW) Eng.BMN, CEGA, CFJA 3/06-1/70 | | | | | | | | | | | | | | | | | | | |
| 19-2317 | | | F | | | | | | | | 137 | | | | | 84 | | | Disc 288mm, Disc 312mm |
| 19-2704 | | | R | | | | | | | | 136,9 | | | | | | | | |
| 19-2705 | | | R | | | | | 30 | | | 136,5 | | | | | | | | |
| 19-2780 | | | F | | | | | | | | 136 | | | | | 84 | | | Disc 280mm |
| 2.0 TDI 16V (103 kW) Eng.BKD (06.04-), CFHC 3/04-1/70 | | | | | | | | | | | | | | | | | | | |
| 19-2317 | | | F | | | | | | | | 137 | | | | | 84 | | | Disc 288mm, Disc 312mm |
| 19-2704 | | | R | | | | | | | | 136,9 | | | | | | | | |
| 19-2705 | | | R | | | | | 30 | | | 136,5 | | | | | | | | |
| 19-2780 | | | F | | | | | | | | 136 | | | | | 84 | | | Disc 280mm |
| 2.0 TDI 16V 4WD (103 kW) Eng.CFHC 10/10-1/70 | | | | | | | | | | | | | | | | | | | |
| 19-2317 | | | F | | | | | | | | 137 | | | | | 84 | | | Disc 288mm |
| 19-2780 | | | F | | | | | | | | 136 | | | | | 84 | | | Disc 280mm |
| 2.0 TFSI (147 kW) Eng.BWA 4/06-5/09 | | | | | | | | | | | | | | | | | | | |
| 19-2317 | | | F | | | | | | | | 137 | | | | | 84 | | | Disc 288mm, Disc 312mm |
| 19-2704 | | | R | | | | | | | | 136,9 | | | | | | | | |
| 19-2705 | | | R | | | | | 30 | | | 136,5 | | | | | | | | |
| 19-2780 | | | F | | | | | | | | 136 | | | | | 84 | | | Disc 280mm |
| Altea XL (5P5, 5P8) 10/06-1/70 | | | | | | | | | | | | | | | | | | | |
| 1.2 TSI (77 kW) Eng.CBZB 4/10-1/70 | | | | | | | | | | | | | | | | | | | |
| 19-2317 | | | F | | | | | | | | 137 | | | | | 84 | | | Disc 288mm, Disc 312mm |

SEAT

| METELLI ref | Spare Parts | | F/R | L/R | | | ABS | A | B | C | D | E | F | G | H | I | L | M | Fig | NOTE | |
|--|-------------|--|-----|-----|--|--|-----|---|----|---|---|-------|---|---|---|---|----|---|-----|------|------------------------|
| 19-2704 | | | R | | | | | | | | | 136,9 | | | | | | | | | |
| 19-2705 | | | R | | | | | | 30 | | | 136,5 | | | | | | | | | |
| 19-2780 | | | F | | | | | | | | | 136 | | | | | 84 | | | | Disc 280mm |
| 1.4 16V (63 kW) Eng.BXW, CGGB 10/06-1/70 | | | | | | | | | | | | | | | | | | | | | |
| 19-2317 | | | F | | | | | | | | | 137 | | | | | 84 | | | | Disc 288mm, Disc 312mm |
| 19-2704 | | | R | | | | | | | | | 136,9 | | | | | | | | | |
| 19-2705 | | | R | | | | | | 30 | | | 136,5 | | | | | | | | | |
| 19-2780 | | | F | | | | | | | | | 136 | | | | | 84 | | | | Disc 280mm |
| 1.4 TSI (92 kW) Eng.CAXC 11/07-1/70 | | | | | | | | | | | | | | | | | | | | | |
| 19-2317 | | | F | | | | | | | | | 137 | | | | | 84 | | | | Disc 288mm, Disc 312mm |
| 19-2704 | | | R | | | | | | | | | 136,9 | | | | | | | | | |
| 19-2705 | | | R | | | | | | 30 | | | 136,5 | | | | | | | | | |
| 19-2780 | | | F | | | | | | | | | 136 | | | | | 84 | | | | Disc 280mm |
| 1.6 (75 kW) Eng.BGU, BSE, BSF, CCSA 10/06-1/70 | | | | | | | | | | | | | | | | | | | | | |
| 19-2317 | | | F | | | | | | | | | 137 | | | | | 84 | | | | Disc 288mm, Disc 312mm |
| 19-2704 | | | R | | | | | | | | | 136,9 | | | | | | | | | |
| 19-2705 | | | R | | | | | | 30 | | | 136,5 | | | | | | | | | |
| 19-2780 | | | F | | | | | | | | | 136 | | | | | 84 | | | | Disc 280mm |
| 1.6 LPG (75 kW) Eng.CHGA 9/09-1/70 | | | | | | | | | | | | | | | | | | | | | |
| 19-2317 | | | F | | | | | | | | | 137 | | | | | 84 | | | | Disc 288mm, Disc 312mm |
| 19-2704 | | | R | | | | | | | | | 136,9 | | | | | | | | | |
| 19-2705 | | | R | | | | | | 30 | | | 136,5 | | | | | | | | | |
| 19-2780 | | | F | | | | | | | | | 136 | | | | | 84 | | | | Disc 280mm |
| 1.6 Multifuel (75 kW) Eng.BSE, BSF, CCSA, CMXA 10/06-11/10 | | | | | | | | | | | | | | | | | | | | | |
| 19-2317 | | | F | | | | | | | | | 137 | | | | | 84 | | | | Disc 288mm |
| 19-2780 | | | F | | | | | | | | | 136 | | | | | 84 | | | | Disc 280mm |
| 1.6 TDI (66 kW) Eng.CAYB 11/10-1/70 | | | | | | | | | | | | | | | | | | | | | |
| 19-2317 | | | F | | | | | | | | | 137 | | | | | 84 | | | | Disc 288mm, Disc 312mm |
| 19-2704 | | | R | | | | | | | | | 136,9 | | | | | | | | | |

SEAT

| METELLI ref | Spare Parts | | F/R | L/R | | | ABS | A | B | C | D | E | F | G | H | I | L | M | Fig | NOTE |
|---|-------------|--|-----|-----|--|--|-----|---|----|---|---|-------|---|---|---|---|----|---|-----|------------------------|
| 19-2780 | | | F | | | | | | | | | 136 | | | | | 84 | | | Disc 280mm |
| 2.0 TDI (100 kW) Eng.AZV 11/06-3/09 | | | | | | | | | | | | | | | | | | | | |
| 19-2317 | | | F | | | | | | | | | 137 | | | | | 84 | | | Disc 288mm |
| 19-2780 | | | F | | | | | | | | | 136 | | | | | 84 | | | Disc 280mm |
| 2.0 TDI (103 kW) Eng.BMM 10/06-1/70 | | | | | | | | | | | | | | | | | | | | |
| 19-2317 | | | F | | | | | | | | | 137 | | | | | 84 | | | Disc 288mm, Disc 312mm |
| 19-2704 | | | R | | | | | | | | | 136,9 | | | | | | | | |
| 19-2705 | | | R | | | | | | 30 | | | 136,5 | | | | | | | | |
| 19-2780 | | | F | | | | | | | | | 136 | | | | | 84 | | | Disc 280mm |
| 2.0 TDI (125 kW) Eng.BMN, CEGA, CFJA 6/07-12/13 | | | | | | | | | | | | | | | | | | | | |
| 19-2317 | | | F | | | | | | | | | 137 | | | | | 84 | | | Disc 288mm, Disc 312mm |
| 19-2704 | | | R | | | | | | | | | 136,9 | | | | | | | | |
| 19-2705 | | | R | | | | | | 30 | | | 136,5 | | | | | | | | |
| 19-2780 | | | F | | | | | | | | | 136 | | | | | 84 | | | Disc 280mm |
| 2.0 TDI 16V (103 kW) Eng.BKD, CFHC 10/06-1/70 | | | | | | | | | | | | | | | | | | | | |
| 19-2317 | | | F | | | | | | | | | 137 | | | | | 84 | | | Disc 288mm, Disc 312mm |
| 19-2704 | | | R | | | | | | | | | 136,9 | | | | | | | | |
| 19-2705 | | | R | | | | | | 30 | | | 136,5 | | | | | | | | |
| 19-2780 | | | F | | | | | | | | | 136 | | | | | 84 | | | Disc 280mm |
| 2.0 TDI 16V 4x4 (103 kW) Eng.CFHC 10/10-1/70 | | | | | | | | | | | | | | | | | | | | |
| 19-2317 | | | F/R | | | | | | | | | 137 | | | | | 84 | | | Disc 288mm, Disc 312mm |
| 19-2780 | | | F | | | | | | | | | 136 | | | | | 84 | | | Disc 280mm |
| 2.0 TDI 4x4 (103 kW) Eng.BMM 6/07-1/70 | | | | | | | | | | | | | | | | | | | | |
| 19-2317 | | | F/R | | | | | | | | | 137 | | | | | 84 | | | Disc 288mm, Disc 312mm |
| 19-2780 | | | F | | | | | | | | | 136 | | | | | 84 | | | Disc 280mm |
| 2.0 TDI 4x4 (125 kW) Eng.BMN, CEGA, CFJA 6/07-6/13 | | | | | | | | | | | | | | | | | | | | |
| 19-2317 | | | F/R | | | | | | | | | 137 | | | | | 84 | | | Disc 288mm, Disc 312mm |
| 19-2780 | | | F | | | | | | | | | 136 | | | | | 84 | | | Disc 280mm |

SEAT

| METELLI ref | Spare Parts | | F/R | L/R | | | ABS | A | B | C | D | E | F | G | H | I | L | M | Fig | NOTE |
|---|-------------|--------|-----|-----|--|--|-----|---|---|-------|-------|-----|---|---|---|---|---|-------|-----|------------------------|
| 2.0 TFSI (147 kW) Eng.BWA 10/06-5/09 | | | | | | | | | | | | | | | | | | | | |
| 19-2317 | | | F | | | | | | | | | 137 | | | | | | 84 | | Disc 288mm |
| 19-2780 | | | F | | | | | | | | | 136 | | | | | | 84 | | Disc 280mm |
| 2.0 TFSI (155 kW) Eng.CCZB 5/09-1/70 | | | | | | | | | | | | | | | | | | | | |
| 19-2317 | | | F | | | | | | | | | 137 | | | | | | 84 | | Disc 288mm |
| 19-2780 | | | F | | | | | | | | | 136 | | | | | | 84 | | Disc 280mm |
| 2.0 TFSI 4x4 (147 kW) Eng.BWA 6/07-5/09 | | | | | | | | | | | | | | | | | | | | |
| 19-2317 | | | F/R | | | | | | | | | 137 | | | | | | 84 | | Disc 288mm, Disc 312mm |
| 19-2780 | | | F | | | | | | | | | 136 | | | | | | 84 | | Disc 280mm |
| 2.0 TFSI 4x4 (155 kW) Eng.CCZB 5/09-1/70 | | | | | | | | | | | | | | | | | | | | |
| 19-2317 | | | F/R | | | | | | | | | 137 | | | | | | 84 | | Disc 288mm, Disc 312mm |
| 19-2780 | | | F | | | | | | | | | 136 | | | | | | 84 | | Disc 280mm |
| Arosa (6H1) 5/97-6/04 | | | | | | | | | | | | | | | | | | | | |
| 1.0 (37 kW) Eng.AER (05.97-01.99), ALD (01.99-), ALL (-01.99), A 5/97-6/04 | | | | | | | | | | | | | | | | | | | | |
| 19-2223 | | | F | | | | | | | 35 | 66 | | | | | | | 37 | | |
| 19-2500 | | -03/99 | R | | | | | | | 17,46 | 50,29 | | | | | | | 14,73 | | |
| 19-2741 | | 03/99- | R | | | | 43 | | | 28 | | 120 | | | | | | 63,6 | | |
| 1.0 (37 kW) Eng.AHT 10/98-1/01 | | | | | | | | | | | | | | | | | | | | |
| 19-2223 | | | F | | | | | | | 35 | 66 | | | | | | | 37 | | |
| 19-2500 | | -03/99 | R | | | | | | | 17,46 | 50,29 | | | | | | | 14,73 | | |
| 19-2741 | | 03/99- | R | | | | 43 | | | 28 | | 120 | | | | | | 63,6 | | |
| 1.4 (44 kW) Eng.AEX (05.97-11.97), AKK (01.99-), AKV (12.97-04.98 5/97-6/04 | | | | | | | | | | | | | | | | | | | | |
| 19-2223 | | | F | | | | | | | 35 | 66 | | | | | | | 37 | | |
| 19-2500 | | -03/99 | R | | | | | | | 17,46 | 50,29 | | | | | | | 14,73 | | |
| 19-2741 | | 03/99- | R | | | | 43 | | | 28 | | 120 | | | | | | 63,6 | | |
| 1.4 16V (74 kW) Eng.AFK, AQQ, AUB (03.00-) 1/00-6/04 | | | | | | | | | | | | | | | | | | | | |
| 19-2223 | | | F | | | | | | | 35 | 66 | | | | | | | 37 | | |
| 19-2741 | | | R | | | | 43 | | | 28 | | 120 | | | | | | 63,6 | | |

SEAT

| METELLI ref | Spare Parts | | F/R | L/R | | | ABS | A | B | C | D | E | F | G | H | I | L | M | Fig | NOTE |
|---|-------------|--------|-----|-----|--|--|-----|---|----|-------|-------|-------|---|---|---|---|---|---|-------|------------|
| 1.4 TDI (55 kW) Eng.AMF 1/00-6/04 | | | | | | | | | | | | | | | | | | | | |
| 19-2223 | | | F | | | | | | | 35 | 66 | | | | | | | | 37 | |
| 19-2741 | | | R | | | | 43 | | | 28 | | 120 | | | | | | | 63,6 | |
| 1.7 SDI (44 kW) Eng.AKU 8/97-6/04 | | | | | | | | | | | | | | | | | | | | |
| 19-2223 | | | F | | | | | | | 35 | 66 | | | | | | | | 37 | |
| 19-2500 | | -03/99 | R | | | | | | | 17,46 | 50,29 | | | | | | | | 14,73 | |
| 19-2741 | | 03/99- | R | | | | 43 | | | 28 | | 120 | | | | | | | 63,6 | |
| Ateca (KH7) 4/16-1/70 | | | | | | | | | | | | | | | | | | | | |
| 1.0 TSI (81 kW) Eng.DLAA 9/20-1/70 | | | | | | | | | | | | | | | | | | | | |
| 19-2780 | | | F | | | | | | | | | 136 | | | | | | | 84 | |
| 1.0 TSI (85 kW) Eng.CHZJ, DKRF 5/16-1/70 | | | | | | | | | | | | | | | | | | | | |
| 19-2364 | | | F | | | | | | 36 | | | 136,4 | | | | | | | 84 | Disc 312mm |
| 19-2705 | | | R | | | | | | 30 | | | 136,5 | | | | | | | | |
| 19-2780 | | | F | | | | | | | | | 136 | | | | | | | 84 | Disc 288mm |
| 1.4 TSI (110 kW) Eng.CZEA 6/16-1/70 | | | | | | | | | | | | | | | | | | | | |
| 19-2364 | | | F | | | | | | 36 | | | 136,4 | | | | | | | 84 | Disc 312mm |
| 19-2705 | | | R | | | | | | 30 | | | 136,5 | | | | | | | | |
| 19-2780 | | | F | | | | | | | | | 136 | | | | | | | 84 | Disc 288mm |
| 1.4 TSI 4Drive (110 kW) Eng.CZEA 6/16-1/70 | | | | | | | | | | | | | | | | | | | | |
| 19-2364 | | | F | | | | | | 36 | | | 136,4 | | | | | | | 84 | |
| 19-2780 | | | R | | | | | | | | | 136 | | | | | | | 84 | |
| 1.5 TSI (110 kW) Eng.DADA, DPCA 7/18-1/70 | | | | | | | | | | | | | | | | | | | | |
| 19-2364 | | | F | | | | | | 36 | | | 136,4 | | | | | | | 84 | Disc 312mm |
| 19-2705 | | | R | | | | | | 30 | | | 136,5 | | | | | | | | |
| 19-2780 | | | F | | | | | | | | | 136 | | | | | | | 84 | Disc 288mm |
| 1.5 TSI 4Drive (110 kW) Eng.DADA, DPCA 7/18-1/70 | | | | | | | | | | | | | | | | | | | | |
| 19-2780 | | | R | | | | | | | | | 136 | | | | | | | 84 | |

SEAT

| METELLI ref | Spare Parts | | F/R | L/R | | | ABS | A | B | C | D | E | F | G | H | I | L | M | Fig | NOTE |
|--|-------------|--|-----|-----|--|--|-----|---|----|---|---|-------|---|---|---|---|---|----|-----|------------|
| 1.6 TDI (85 kW) Eng.DDYA (04.16-07.18), DGTE (07.18-.) 4/16-1/70 | | | | | | | | | | | | | | | | | | | | |
| 19-2364 | | | F | | | | | | 36 | | | 136,4 | | | | | | 84 | | |
| 19-2705 | | | R | | | | | | 30 | | | 136,5 | | | | | | | | |
| 2.0 TDI (81 kW) Eng.CRVA 10/16-1/70 | | | | | | | | | | | | | | | | | | | | |
| 19-2364 | | | F | | | | | | 36 | | | 136,4 | | | | | | 84 | | Disc 312mm |
| 19-2705 | | | R | | | | | | 30 | | | 136,5 | | | | | | | | |
| 19-2780 | | | F | | | | | | | | | 136 | | | | | | 84 | | Disc 288mm |
| 2.0 TDI (85 kW) Eng.DTRD 1/21-1/70 | | | | | | | | | | | | | | | | | | | | |
| 19-2780 | | | F | | | | | | | | | 136 | | | | | | 84 | | |
| 2.0 TDI (105 kW) Eng.CRVC 10/16-1/70 | | | | | | | | | | | | | | | | | | | | |
| 19-2364 | | | F | | | | | | 36 | | | 136,4 | | | | | | 84 | | Disc 312mm |
| 19-2705 | | | R | | | | | | 30 | | | 136,5 | | | | | | | | |
| 19-2780 | | | F | | | | | | | | | 136 | | | | | | 84 | | Disc 288mm |
| 2.0 TDI (110 kW) Eng.DFFA, DTTA (11.20-.), DTTC (09.20-.) 4/16-1/70 | | | | | | | | | | | | | | | | | | | | |
| 19-2364 | | | F | | | | | | 36 | | | 136,4 | | | | | | 84 | | Disc 312mm |
| 19-2705 | | | R | | | | | | 30 | | | 136,5 | | | | | | | | |
| 19-2780 | | | F | | | | | | | | | 136 | | | | | | 84 | | Disc 288mm |
| 2.0 TDI 4Drive (110 kW) Eng.DFFA, DTTA (11.20-.), DTTC 4/16-1/70 | | | | | | | | | | | | | | | | | | | | |
| 19-2364 | | | F | | | | | | 36 | | | 136,4 | | | | | | 84 | | |
| 19-2780 | | | R | | | | | | | | | 136 | | | | | | 84 | | |
| 2.0 TDI 4Drive (140 kW) Eng.DFHA 6/16-1/70 | | | | | | | | | | | | | | | | | | | | |
| 19-2364 | | | F | | | | | | 36 | | | 136,4 | | | | | | 84 | | |
| 19-2780 | | | R | | | | | | | | | 136 | | | | | | 84 | | |
| 2.0 TSI 4Drive (140 kW) Eng.CZPB, DKZA, DNNA (11.20-.) 5/17-1/70 | | | | | | | | | | | | | | | | | | | | |
| 19-2364 | | | F | | | | | | 36 | | | 136,4 | | | | | | 84 | | |
| 19-2780 | | | R | | | | | | | | | 136 | | | | | | 84 | | |

SEAT

| METELLI ref | Spare Parts | | F/R | L/R | | | ABS | A | B | C | D | E | F | G | H | I | L | M | Fig | NOTE |
|---|-------------|--------|-----|-----|--|--|-----|---|---|-------|-------|-----|---|---|---|---|---|---|-------|------|
| Cordoba I (6K1, 6K2) 2/93-10/02 | | | | | | | | | | | | | | | | | | | | |
| 1.0 (51 kW) Eng.AST, AVZ 6/01-8/02 | | | | | | | | | | | | | | | | | | | | |
| 19-2224 | | | F | | | | | | | 40 | 72 | | | | | | | | 37 | |
| 1.0 i (37 kW) Eng.AER (05.97-), ALD, ANV, AUC 9/96-10/02 | | | | | | | | | | | | | | | | | | | | |
| 19-2224 | | | F | | | | | | | 40 | 72 | | | | | | | | 37 | |
| 19-2500 | | -05/99 | R | | | | | | | 17,46 | 50,29 | | | | | | | | 14,73 | |
| 19-2741 | | 03/99- | R | | | | 43 | | | 28 | | 120 | | | | | | | 63,6 | |
| 1.3 (40 kW) Eng.2G, AAV 2/93-8/94 | | | | | | | | | | | | | | | | | | | | |
| 19-2224 | | | F | | | | | | | 40 | 72 | | | | | | | | 37 | |
| 19-2500 | | | R | | | | | | | 17,46 | 50,29 | | | | | | | | 14,73 | |
| 1.4 (40 kW) Eng.ANX 12/97-4/99 | | | | | | | | | | | | | | | | | | | | |
| 19-2224 | | | F | | | | | | | 40 | 72 | | | | | | | | 37 | |
| 19-2500 | | | R | | | | | | | 17,46 | 50,29 | | | | | | | | 14,73 | |
| 1.4 16V (55 kW) Eng.APE, AUA 5/00-10/02 | | | | | | | | | | | | | | | | | | | | |
| 19-2224 | | | F | | | | | | | 40 | 72 | | | | | | | | 37 | |
| 19-2741 | | | R | | | | 43 | | | 28 | | 120 | | | | | | | 63,6 | |
| 1.4 i (44 kW) Eng.ABD (06.94-12.95), AEX (12.95-12.97), AKK, AKV (12 6/94-10/02 | | | | | | | | | | | | | | | | | | | | |
| 19-2224 | | | F | | | | | | | 40 | 72 | | | | | | | | 37 | |
| 19-2500 | | -05/99 | R | | | | | | | 17,46 | 50,29 | | | | | | | | 14,73 | |
| 19-2741 | | 03/99- | R | | | | 43 | | | 28 | | 120 | | | | | | | 63,6 | |
| 1.4 i 16V (74 kW) Eng.AFH, AQQ, AUB 9/96-10/02 | | | | | | | | | | | | | | | | | | | | |
| 19-2224 | | | F | | | | | | | 40 | 72 | | | | | | | | 37 | |
| 19-2500 | | -05/99 | R | | | | | | | 17,46 | 50,29 | | | | | | | | 14,73 | |
| 19-2741 | | 03/99- | R | | | | 43 | | | 28 | | 120 | | | | | | | 63,6 | |
| 1.6 i (55 kW) Eng.1F 5/94-6/99 | | | | | | | | | | | | | | | | | | | | |
| 19-2224 | | | F | | | | | | | 40 | 72 | | | | | | | | 37 | |
| 19-2500 | | -05/99 | R | | | | | | | 17,46 | 50,29 | | | | | | | | 14,73 | |
| 19-2741 | | 03/99- | R | | | | 43 | | | 28 | | 120 | | | | | | | 63,6 | |

SEAT

| METELLI ref | Spare Parts | | F/R | L/R | | ABS | A | B | C | D | E | F | G | H | I | L | M | Fig | NOTE |
|--|-------------|--------|-----|-----|--|-----|---|---|-------|-------|-----|---|---|---|---|---|---|-------|------|
| 1.9 SDI (50 kW) Eng.AGP, AQM 6/99-10/02 | | | | | | | | | | | | | | | | | | | |
| 19-2224 | | | F | | | | | | 40 | 72 | | | | | | | | 37 | |
| 19-2741 | | | R | | | 43 | | | 28 | | 120 | | | | | | | 63,6 | |
| 1.9 TD (55 kW) Eng.AAZ 2/93-8/96 | | | | | | | | | | | | | | | | | | | |
| 19-2224 | | | F | | | | | | 40 | 72 | | | | | | | | 37 | |
| 19-2500 | | | R | | | | | | 17,46 | 50,29 | | | | | | | | 14,73 | |
| 1.9 TDI (66 kW) Eng.1Z (-12.96), AGR, AHU (12.96-), ALH 8/96-10/02 | | | | | | | | | | | | | | | | | | | |
| 19-2224 | | | F | | | | | | 40 | 72 | | | | | | | | 37 | |
| 19-2500 | | -05/99 | R | | | | | | 17,46 | 50,29 | | | | | | | | 14,73 | |
| 19-2741 | | 03/99- | R | | | 43 | | | 28 | | 120 | | | | | | | 63,6 | |
| 1.9 TDI (81 kW) Eng.AFN, ASV 3/97-10/02 | | | | | | | | | | | | | | | | | | | |
| 19-2224 | | | F | | | | | | 40 | 72 | | | | | | | | 37 | |
| 19-2500 | | -05/99 | R | | | | | | 17,46 | 50,29 | | | | | | | | 14,73 | |
| 19-2741 | | 03/99- | R | | | 43 | | | 28 | | 120 | | | | | | | 63,6 | |
| 2.0 i (85 kW) Eng.2E (02.93-06.96), AGG (07.96-) 2/93-6/99 | | | | | | | | | | | | | | | | | | | |
| 19-2224 | | | F | | | | | | 40 | 72 | | | | | | | | 37 | |
| 19-2500 | | -05/99 | R | | | | | | 17,46 | 50,29 | | | | | | | | 14,73 | |
| 19-2741 | | 03/99- | R | | | 43 | | | 28 | | 120 | | | | | | | 63,6 | |
| 2.0 i 16V (110 kW) Eng.ABF 8/96-6/99 | | | | | | | | | | | | | | | | | | | |
| 19-2224 | | | F | | | | | | 40 | 72 | | | | | | | | 37 | |
| 19-2500 | | -05/99 | R | | | | | | 17,46 | 50,29 | | | | | | | | 14,73 | |
| 19-2741 | | 03/99- | R | | | 43 | | | 28 | | 120 | | | | | | | 63,6 | |
| Cordoba I Vario (6K5) 1/96-12/02 | | | | | | | | | | | | | | | | | | | |
| 1.4 (74 kW) Eng.AQQ 2/00-7/00 | | | | | | | | | | | | | | | | | | | |
| 19-2224 | | | F | | | | | | 40 | 72 | | | | | | | | 37 | |
| 1.4 16V (55 kW) Eng.APE, AUA 6/99-12/02 | | | | | | | | | | | | | | | | | | | |
| 19-2224 | | -08/02 | F | | | | | | 40 | 72 | | | | | | | | 37 | |
| 19-2741 | | -08/02 | R | | | 43 | | | 28 | | 120 | | | | | | | 63,6 | |

SEAT

| METELLI ref | Spare Parts | | F/R | L/R | | ABS | A | B | C | D | E | F | G | H | I | L | M | Fig | NOTE |
|-------------|-------------|--------|-----|-----|--|-----|---|---|-------|-------|-----|---|---|---|---|-------|---|-----|------|
| 19-2500 | | -05/99 | R | | | | | | 17,46 | 50,29 | | | | | | 14,73 | | | |
| 19-2741 | | 03/99- | R | | | 43 | | | 28 | | 120 | | | | | 63,6 | | | |

Cordoba II (6L2) 9/02-11/09

1.2 (47 kW) Eng.AZQ, BME 10/02-6/06

| | | | | | | | | | | | | | | | | | | | |
|---------|--|--|---|--|--|--|--|----|----|----|-------|--|--|--|--|------|--|--|--|
| 19-1587 | | | F | | | | | 36 | | 72 | 126,5 | | | | | 82,6 | | | |
| 19-2558 | | | R | | | | | 30 | 28 | | 120 | | | | | 63 | | | |

1.2 12V (51 kW) Eng.BXV 5/06-11/09

| | | | | | | | | | | | | | | | | | | | |
|---------|--|--|---|--|--|--|--|----|----|----|-------|--|--|--|--|------|--|--|--|
| 19-1587 | | | F | | | | | 36 | | 72 | 126,5 | | | | | 82,6 | | | |
| 19-2558 | | | R | | | | | 30 | 28 | | 120 | | | | | 63 | | | |

1.4 16V (55 kW) Eng.BBY, BKY 9/02-12/07

| | | | | | | | | | | | | | | | | | | | |
|---------|--|--|---|--|--|--|--|----|----|----|-------|--|--|--|--|------|--|--|--|
| 19-1587 | | | F | | | | | 36 | | 72 | 126,5 | | | | | 82,6 | | | |
| 19-2558 | | | R | | | | | 30 | 28 | | 120 | | | | | 63 | | | |

1.4 16V (63 kW) Eng.BXW 5/06-11/09

| | | | | | | | | | | | | | | | | | | | |
|---------|--|--|---|--|--|--|--|----|----|----|-------|--|--|--|--|------|--|--|--|
| 19-1587 | | | F | | | | | 36 | | 72 | 126,5 | | | | | 82,6 | | | |
| 19-2558 | | | R | | | | | 30 | 28 | | 120 | | | | | 63 | | | |

1.4 16V (74 kW) Eng.BBZ 10/02-11/09

| | | | | | | | | | | | | | | | | | | | |
|---------|--|--|---|--|--|--|--|----|----|----|-------|--|--|--|--|------|--|--|--|
| 19-1587 | | | F | | | | | 36 | | 72 | 126,5 | | | | | 82,6 | | | |
| 19-2558 | | | R | | | | | 30 | 28 | | 120 | | | | | 63 | | | |

1.4 TDI (51 kW) Eng.BNM 5/05-11/09

| | | | | | | | | | | | | | | | | | | | |
|---------|--|--|---|--|--|--|--|----|----|----|-------|--|--|--|--|------|--|--|--|
| 19-1587 | | | F | | | | | 36 | | 72 | 126,5 | | | | | 82,6 | | | |
| 19-2558 | | | R | | | | | 30 | 28 | | 120 | | | | | 63 | | | |

1.4 TDI (55 kW) Eng.AMF 10/02-12/05

| | | | | | | | | | | | | | | | | | | | |
|---------|--|--|---|--|--|--|--|----|----|----|-------|--|--|--|--|------|--|--|--|
| 19-1587 | | | F | | | | | 36 | | 72 | 126,5 | | | | | 82,6 | | | |
| 19-2558 | | | R | | | | | 30 | 28 | | 120 | | | | | 63 | | | |

1.4 TDI (59 kW) Eng.BMS, BNV 6/05-11/09

| | | | | | | | | | | | | | | | | | | | |
|---------|--|--|---|--|--|--|--|----|----|----|-------|--|--|--|--|------|--|--|--|
| 19-1587 | | | F | | | | | 36 | | 72 | 126,5 | | | | | 82,6 | | | |
| 19-2558 | | | R | | | | | 30 | 28 | | 120 | | | | | 63 | | | |

SEAT

| METELLI ref | Spare Parts | | F/R | L/R | | | ABS | A | B | C | D | E | F | G | H | I | L | M | Fig | NOTE |
|---|-------------|--|-----|-----|--|--|-----|---|---|----|----|-----|---|---|---|---|---|---|-------|------|
| 1.8 TSI (118 kW) Eng.CDHB 5/10-5/13 | | | | | | | | | | | | | | | | | | | | |
| 19-1581 | | | F | | | | | | | 43 | 84 | 127 | | | | | | | 40,25 | |
| 19-2703 | | | R | | | | 96 | | | 32 | | 130 | | | | | | | 69,6 | |
| 2.0 TDI (88 kW) Eng.CAGC, CJCC 12/08-5/13 | | | | | | | | | | | | | | | | | | | | |
| 19-1581 | | | F | | | | | | | 43 | 84 | 127 | | | | | | | 40,25 | |
| 19-2703 | | | R | | | | 96 | | | 32 | | 130 | | | | | | | 69,6 | |
| 2.0 TDI (105 kW) Eng.CAGA, CJCA 12/08-5/13 | | | | | | | | | | | | | | | | | | | | |
| 19-1581 | | | F | | | | | | | 43 | 84 | 127 | | | | | | | 40,25 | |
| 19-2703 | | | R | | | | 96 | | | 32 | | 130 | | | | | | | 69,6 | |
| 2.0 TDI (125 kW) Eng.CAHA, CGLB 2/09-5/13 | | | | | | | | | | | | | | | | | | | | |
| 19-1581 | | | F | | | | | | | 43 | 84 | 127 | | | | | | | 40,25 | |
| 19-2703 | | | R | | | | 96 | | | 32 | | 130 | | | | | | | 69,6 | |
| 2.0 TFSI (147 kW) Eng.BWE 3/09-5/13 | | | | | | | | | | | | | | | | | | | | |
| 19-1581 | | | F | | | | | | | 43 | 84 | 127 | | | | | | | 40,25 | |
| 19-2703 | | | R | | | | 96 | | | 32 | | 130 | | | | | | | 69,6 | |
| 2.0 TFSI (155 kW) Eng.CDND 5/10-5/13 | | | | | | | | | | | | | | | | | | | | |
| 19-1581 | | | F | | | | | | | 43 | 84 | 127 | | | | | | | 40,25 | |
| 19-2703 | | | R | | | | 96 | | | 32 | | 130 | | | | | | | 69,6 | |
| Exeo ST (3R5) 5/09-1/70 | | | | | | | | | | | | | | | | | | | | |
| 1.6 (75 kW) Eng.ALZ 6/09-9/10 | | | | | | | | | | | | | | | | | | | | |
| 19-1581 | | | F | | | | | | | 43 | 84 | 127 | | | | | | | 40,25 | |
| 19-2703 | | | R | | | | 96 | | | 32 | | 130 | | | | | | | 69,6 | |
| 1.8 T (110 kW) Eng.CFMA 6/09-5/10 | | | | | | | | | | | | | | | | | | | | |
| 19-1581 | | | F | | | | | | | 43 | 84 | 127 | | | | | | | 40,25 | |
| 19-2703 | | | R | | | | 96 | | | 32 | | 130 | | | | | | | 69,6 | |
| 1.8 TSI (88 kW) Eng.CDHA 9/10-5/13 | | | | | | | | | | | | | | | | | | | | |
| 19-1581 | | | F | | | | | | | 43 | 84 | 127 | | | | | | | 40,25 | |
| 19-2703 | | | R | | | | 96 | | | 32 | | 130 | | | | | | | 69,6 | |

SEAT

| METELLI ref | Spare Parts | | F/R | L/R | | | ABS | A | B | C | D | E | F | G | H | I | L | M | Fig | NOTE |
|--|-------------|--------|-----|-----|--|--|-----|---|---|-------|-------|-----|---|---|---|---|---|---|-------|------|
| 1.4 (55 kW) Eng.127 B.7000 (01.84-06.86) 1/82-6/86 | | | | | | | | | | | | | | | | | | | | |
| 19-1554 | | | F | | | | | | | 30 | 60 | | | | | | | | 37 | |
| Ibiza II (6K1) 3/93-2/02 | | | | | | | | | | | | | | | | | | | | |
| 1.0 (33 kW) Eng.AAU 3/93-9/96 | | | | | | | | | | | | | | | | | | | | |
| 19-2224 | | | F | | | | | | | 40 | 72 | | | | | | | | 37 | |
| 19-2500 | | | R | | | | | | | 17,46 | 50,29 | | | | | | | | 14,73 | |
| 1.0 16V (51 kW) Eng.AST, AVZ 10/99-2/02 | | | | | | | | | | | | | | | | | | | | |
| 19-2224 | | | F | | | | | | | 40 | 72 | | | | | | | | 37 | |
| 1.0 i (37 kW) Eng.AER, ALD, ANV, AUC 9/96-2/02 | | | | | | | | | | | | | | | | | | | | |
| 19-2224 | | | F | | | | | | | 40 | 72 | | | | | | | | 37 | |
| 19-2500 | | -06/99 | R | | | | | | | 17,46 | 50,29 | | | | | | | | 14,73 | |
| 19-2741 | | 07/99- | R | | | | 43 | | | 28 | | 120 | | | | | | | 63,6 | |
| 1.3 i (40 kW) Eng.2G, AAV 3/93-8/99 | | | | | | | | | | | | | | | | | | | | |
| 19-2224 | | | F | | | | | | | 40 | 72 | | | | | | | | 37 | |
| 19-2500 | | -06/99 | R | | | | | | | 17,46 | 50,29 | | | | | | | | 14,73 | |
| 19-2741 | | 07/99- | R | | | | 43 | | | 28 | | 120 | | | | | | | 63,6 | |
| 1.4 (40 kW) Eng.ANX 12/97-4/99 | | | | | | | | | | | | | | | | | | | | |
| 19-2224 | | | F | | | | | | | 40 | 72 | | | | | | | | 37 | |
| 19-2500 | | | R | | | | | | | 17,46 | 50,29 | | | | | | | | 14,73 | |
| 1.4 16V (55 kW) Eng.APE, AUA 5/00-2/02 | | | | | | | | | | | | | | | | | | | | |
| 19-2224 | | | F | | | | | | | 40 | 72 | | | | | | | | 37 | |
| 19-2741 | | | R | | | | 43 | | | 28 | | 120 | | | | | | | 63,6 | |
| 1.4 i (44 kW) Eng.ABD (09.93-12.95), AEX (12.95-12.97), AKK, AKV (12 9/93-2/02 | | | | | | | | | | | | | | | | | | | | |
| 19-2224 | | | F | | | | | | | 40 | 72 | | | | | | | | 37 | |
| 19-2500 | | -06/99 | R | | | | | | | 17,46 | 50,29 | | | | | | | | 14,73 | |
| 19-2741 | | 07/99- | R | | | | 43 | | | 28 | | 120 | | | | | | | 63,6 | |
| 1.4 i 16V (74 kW) Eng.AFH, AQQ, AUB 6/97-2/02 | | | | | | | | | | | | | | | | | | | | |
| 19-2224 | | | F | | | | | | | 40 | 72 | | | | | | | | 37 | |

SEAT

| METELLI ref | Spare Parts | | F/R | L/R | | ABS | A | B | C | D | E | F | G | H | I | L | M | Fig | NOTE |
|---|-------------|--------|-----|-----|--|-----|---|---|-------|-------|-----|---|---|---|---|-------|---|-----|------|
| 19-2500 | | -06/99 | R | | | | | | 17,46 | 50,29 | | | | | | 14,73 | | | |
| 19-2741 | | 07/99- | R | | | 43 | | | 28 | | 120 | | | | | 63,6 | | | |
| 1.6 i (55 kW) Eng.1F 9/94-6/99 | | | | | | | | | | | | | | | | | | | |
| 19-2224 | | | F | | | | | | 40 | 72 | | | | | | 37 | | | |
| 19-2500 | | -05/99 | R | | | | | | 17,46 | 50,29 | | | | | | 14,73 | | | |
| 19-2741 | | 05/99- | R | | | 43 | | | 28 | | 120 | | | | | 63,6 | | | |
| 1.6 i (55 kW) Eng.ABU (03.93-07.94), AEE (05.97-), ALM (09.97-) 3/93-2/02 | | | | | | | | | | | | | | | | | | | |
| 19-2224 | | | F | | | | | | 40 | 72 | | | | | | 37 | | | |
| 19-2500 | | -06/99 | R | | | | | | 17,46 | 50,29 | | | | | | 14,73 | | | |
| 19-2741 | | 07/99- | R | | | 43 | | | 28 | | 120 | | | | | 63,6 | | | |
| 1.6 i (74 kW) Eng.AEH, AFT, AKL, APF, AUR 4/96-2/02 | | | | | | | | | | | | | | | | | | | |
| 19-2224 | | | F | | | | | | 40 | 72 | | | | | | 37 | | | |
| 19-2500 | | -06/99 | R | | | | | | 17,46 | 50,29 | | | | | | 14,73 | | | |
| 19-2741 | | 07/99- | R | | | 43 | | | 28 | | 120 | | | | | 63,6 | | | |
| 1.8 i (66 kW) Eng.ABS, ACC, ADZ (01.95-) 3/93-8/99 | | | | | | | | | | | | | | | | | | | |
| 19-2224 | | | F | | | | | | 40 | 72 | | | | | | 37 | | | |
| 19-2500 | | -06/99 | R | | | | | | 17,46 | 50,29 | | | | | | 14,73 | | | |
| 19-2741 | | 07/99- | R | | | 43 | | | 28 | | 120 | | | | | 63,6 | | | |
| 1.8 i 16V (95 kW) Eng.ADL 11/93-8/96 | | | | | | | | | | | | | | | | | | | |
| 19-2224 | | | F | | | | | | 40 | 72 | | | | | | 37 | | | |
| 19-2500 | | | R | | | | | | 17,46 | 50,29 | | | | | | 14,73 | | | |
| 1.8 T 20V Cupra (115 kW) Eng.AQX, AYP 7/00-2/02 | | | | | | | | | | | | | | | | | | | |
| 19-2224 | | | F | | | | | | 40 | 72 | | | | | | 37 | | | |
| 19-2741 | | | R | | | 43 | | | 28 | | 120 | | | | | 63,6 | | | |
| 1.8 T 20V Cupra R (132 kW) Eng.AYP 7/00-2/02 | | | | | | | | | | | | | | | | | | | |
| 19-2224 | | | F | | | | | | 40 | 72 | | | | | | 37 | | | |
| 19-2741 | | | R | | | 43 | | | 28 | | 120 | | | | | 63,6 | | | |
| 1.9 D (47 kW) Eng.1Y 4/93-8/96 | | | | | | | | | | | | | | | | | | | |
| 19-2224 | | | F | | | | | | 40 | 72 | | | | | | 37 | | | |

SEAT

| METELLI ref | Spare Parts | | F/R | L/R | | | ABS | A | B | C | D | E | F | G | H | I | L | M | Fig | NOTE |
|---|-------------|--------|-----|-----|--|--|-----|---|---|-------|-------|-----|---|---|---|---|-------|---|-----|------|
| 19-2500 | | | R | | | | | | | 17,46 | 50,29 | | | | | | 14,73 | | | |
| 1.9 SDI (47 kW) Eng.AEY 8/96-8/99 | | | | | | | | | | | | | | | | | | | | |
| 19-2224 | | | F | | | | | | | 40 | 72 | | | | | | 37 | | | |
| 19-2500 | | -06/99 | R | | | | | | | 17,46 | 50,29 | | | | | | 14,73 | | | |
| 19-2741 | | 07/99- | R | | | | 43 | | | 28 | | 120 | | | | | 63,6 | | | |
| 1.9 SDI (50 kW) Eng.AGP, AQM 8/99-2/02 | | | | | | | | | | | | | | | | | | | | |
| 19-2224 | | | F | | | | | | | 40 | 72 | | | | | | 37 | | | |
| 19-2741 | | | R | | | | 43 | | | 28 | | 120 | | | | | 63,6 | | | |
| 1.9 TD (55 kW) Eng.AAZ 3/93-8/96 | | | | | | | | | | | | | | | | | | | | |
| 19-2224 | | | F | | | | | | | 40 | 72 | | | | | | 37 | | | |
| 19-2500 | | | R | | | | | | | 17,46 | 50,29 | | | | | | 14,73 | | | |
| 1.9 TDI (66 kW) Eng.1Z, AGR, AHU, ALH 8/96-2/02 | | | | | | | | | | | | | | | | | | | | |
| 19-2224 | | | F | | | | | | | 40 | 72 | | | | | | 37 | | | |
| 19-2500 | | -06/99 | R | | | | | | | 17,46 | 50,29 | | | | | | 14,73 | | | |
| 19-2741 | | 07/99- | R | | | | 43 | | | 28 | | 120 | | | | | 63,6 | | | |
| 1.9 TDI (81 kW) Eng.AFN, ASV 2/97-2/02 | | | | | | | | | | | | | | | | | | | | |
| 19-2224 | | | F | | | | | | | 40 | 72 | | | | | | 37 | | | |
| 19-2500 | | -06/99 | R | | | | | | | 17,46 | 50,29 | | | | | | 14,73 | | | |
| 19-2741 | | 07/99- | R | | | | 43 | | | 28 | | 120 | | | | | 63,6 | | | |
| 2.0 i (85 kW) Eng.2E, AGG 3/93-8/99 | | | | | | | | | | | | | | | | | | | | |
| 19-2224 | | | F | | | | | | | 40 | 72 | | | | | | 37 | | | |
| 19-2500 | | -06/99 | R | | | | | | | 17,46 | 50,29 | | | | | | 14,73 | | | |
| 19-2741 | | 07/99- | R | | | | 43 | | | 28 | | 120 | | | | | 63,6 | | | |
| 2.0 i 16V (110 kW) Eng.ABF 8/96-8/99 | | | | | | | | | | | | | | | | | | | | |
| 19-2224 | | | F | | | | | | | 40 | 72 | | | | | | 37 | | | |
| 19-2500 | | -06/99 | R | | | | | | | 17,46 | 50,29 | | | | | | 14,73 | | | |
| 19-2741 | | 07/99- | R | | | | 43 | | | 28 | | 120 | | | | | 63,6 | | | |

SEAT

| METELLI ref | Spare Parts | | F/R | L/R | | | ABS | A | B | C | D | E | F | G | H | I | L | M | Fig | NOTE |
|--|-------------|--|-----|-----|--|--|-----|---|----|----|----|-------|---|---|---|---|---|---|------|------|
| 1.6 (74 kW) Eng.BAH 2/03-11/09 | | | | | | | | | | | | | | | | | | | | |
| 19-1587 | | | F | | | | | | 36 | | 72 | 126,5 | | | | | | | 82,6 | |
| 19-2558 | | | R | | | | | | 30 | 28 | | 120 | | | | | | | 63 | |
| 1.6 16V (77 kW) Eng.BTS 11/06-11/09 | | | | | | | | | | | | | | | | | | | | |
| 19-1587 | | | F | | | | | | 36 | | 72 | 126,5 | | | | | | | 82,6 | |
| 19-2558 | | | R | | | | | | 30 | 28 | | 120 | | | | | | | 63 | |
| 1.8 T Cupra R (132 kW) Eng.BBU, BLZ 1/04-2/08 | | | | | | | | | | | | | | | | | | | | |
| 19-1587 | | | F | | | | | | 36 | | 72 | 126,5 | | | | | | | 82,6 | |
| 19-2558 | | | R | | | | | | 30 | 28 | | 120 | | | | | | | 63 | |
| 1.8 T FR (110 kW) Eng.BJX (12.03-), BKV (12.03-) 12/03-5/08 | | | | | | | | | | | | | | | | | | | | |
| 19-1587 | | | F | | | | | | 36 | | 72 | 126,5 | | | | | | | 82,6 | |
| 19-2558 | | | R | | | | | | 30 | 28 | | 120 | | | | | | | 63 | |
| 1.9 SDI (47 kW) Eng.ASY 2/02-12/05 | | | | | | | | | | | | | | | | | | | | |
| 19-1587 | | | F | | | | | | 36 | | 72 | 126,5 | | | | | | | 82,6 | |
| 19-2558 | | | R | | | | | | 30 | 28 | | 120 | | | | | | | 63 | |
| 1.9 TDI (74 kW) Eng.ATD, AXR, BMT 2/02-11/09 | | | | | | | | | | | | | | | | | | | | |
| 19-1587 | | | F | | | | | | 36 | | 72 | 126,5 | | | | | | | 82,6 | |
| 19-2558 | | | R | | | | | | 30 | 28 | | 120 | | | | | | | 63 | |
| 1.9 TDI (96 kW) Eng.ASZ, BLT 2/02-11/09 | | | | | | | | | | | | | | | | | | | | |
| 19-1587 | | | F | | | | | | 36 | | 72 | 126,5 | | | | | | | 82,6 | |
| 19-2558 | | | R | | | | | | 30 | 28 | | 120 | | | | | | | 63 | |
| 1.9 TDI Cupra R (118 kW) Eng.BPX (03.04-), BUK 3/04-2/08 | | | | | | | | | | | | | | | | | | | | |
| 19-1587 | | | F | | | | | | 36 | | 72 | 126,5 | | | | | | | 82,6 | |
| 19-2558 | | | R | | | | | | 30 | 28 | | 120 | | | | | | | 63 | |
| 2.0 (85 kW) Eng.AZL, BBX 4/02-11/09 | | | | | | | | | | | | | | | | | | | | |
| 19-1587 | | | F | | | | | | 36 | | 72 | 126,5 | | | | | | | 82,6 | |
| 19-2558 | | | R | | | | | | 30 | 28 | | 120 | | | | | | | 63 | |

SEAT

| METELLI ref | Spare Parts | | F/R | L/R | | | ABS | A | B | C | D | E | F | G | H | I | L | M | Fig | NOTE |
|--|-------------|--|-----|-----|--|--|-----|---|----|----|----|-------|---|---|---|---|---|---|------|------|
| 1.2 TSI (77 kW) Eng.CBZB 9/10-3/12 | | | | | | | | | | | | | | | | | | | | |
| 19-1587 | | | F | | | | | | 36 | | 72 | 126,5 | | | | | | | 82,6 | |
| 1.2 TSI (81 kW) Eng.CJZD 9/15-6/17 | | | | | | | | | | | | | | | | | | | | |
| 19-1587 | | | F | | | | | | 36 | | 72 | 126,5 | | | | | | | 82,6 | |
| 19-2558 | | | R | | | | | | 30 | 28 | | 120 | | | | | | | 63 | |
| 1.4 (63 kW) Eng.BXW, CGGB 3/08-5/15 | | | | | | | | | | | | | | | | | | | | |
| 19-1587 | | | F | | | | | | 36 | | 72 | 126,5 | | | | | | | 82,6 | |
| 19-2558 | | | R | | | | | | 30 | 28 | | 120 | | | | | | | 63 | |
| 1.4 LPG (63 kW) Eng.BXW 3/08-5/11 | | | | | | | | | | | | | | | | | | | | |
| 19-2558 | | | R | | | | | | 30 | 28 | | 120 | | | | | | | 63 | |
| 1.4 TDI (55 kW) Eng.CUSA 5/15-6/17 | | | | | | | | | | | | | | | | | | | | |
| 19-1587 | | | F | | | | | | 36 | | 72 | 126,5 | | | | | | | 82,6 | |
| 19-2558 | | | R | | | | | | 30 | 28 | | 120 | | | | | | | 63 | |
| 1.4 TDI (59 kW) Eng.BMS 7/08-6/10 | | | | | | | | | | | | | | | | | | | | |
| 19-1587 | | | F | | | | | | 36 | | 72 | 126,5 | | | | | | | 82,6 | |
| 19-2558 | | | R | | | | | | 30 | 28 | | 120 | | | | | | | 63 | |
| 1.4 TDI (66 kW) Eng.CUSB 5/15-6/17 | | | | | | | | | | | | | | | | | | | | |
| 19-1587 | | | F | | | | | | 36 | | 72 | 126,5 | | | | | | | 82,6 | |
| 19-2558 | | | R | | | | | | 30 | 28 | | 120 | | | | | | | 63 | |
| 1.4 TDI (77 kW) Eng.CUTA, CYZA 5/15-6/17 | | | | | | | | | | | | | | | | | | | | |
| 19-1587 | | | F | | | | | | 36 | | 72 | 126,5 | | | | | | | 82,6 | |
| 19-2558 | | | R | | | | | | 30 | 28 | | 120 | | | | | | | 63 | |
| 1.4 TSI (103 kW) Eng.CPTA 10/13-5/15 | | | | | | | | | | | | | | | | | | | | |
| 19-1587 | | | F | | | | | | 36 | | 72 | 126,5 | | | | | | | 82,6 | |
| 19-2558 | | | R | | | | | | 30 | 28 | | 120 | | | | | | | 63 | |
| 1.4 TSI (110 kW) Eng.CAVF, CNUB, CTHF, CTJB 6/09-5/15 | | | | | | | | | | | | | | | | | | | | |
| 19-1587 | | | F | | | | | | 36 | | 72 | 126,5 | | | | | | | 82,6 | |
| 19-2558 | | | R | | | | | | 30 | 28 | | 120 | | | | | | | 63 | |

SEAT

| METELLI ref | Spare Parts | | F/R | L/R | | | ABS | A | B | C | D | E | F | G | H | I | L | M | Fig | NOTE |
|---|-------------|--|-----|-----|--|--|-----|---|----|----|----|-------|---|---|---|---|------|---|-----|------|
| 19-2558 | | | R | | | | | | 30 | 28 | | 120 | | | | | 63 | | | |
| Ibiza IV Sportcoupe (6J1, 6P5) 7/08-1/70 | | | | | | | | | | | | | | | | | | | | |
| 1.0 (55 kW) Eng.CHYB 5/15-12/16 | | | | | | | | | | | | | | | | | | | | |
| 19-1587 | | | F | | | | | | 36 | | 72 | 126,5 | | | | | 82,6 | | | |
| 19-2558 | | | R | | | | | | 30 | 28 | | 120 | | | | | 63 | | | |
| 1.0 TSI (70 kW) Eng.CHZB 5/15-12/16 | | | | | | | | | | | | | | | | | | | | |
| 19-1587 | | | F | | | | | | 36 | | 72 | 126,5 | | | | | 82,6 | | | |
| 19-2558 | | | R | | | | | | 30 | 28 | | 120 | | | | | 63 | | | |
| 1.0 TSI (81 kW) Eng.CHZC 5/15-12/16 | | | | | | | | | | | | | | | | | | | | |
| 19-1587 | | | F | | | | | | 36 | | 72 | 126,5 | | | | | 82,6 | | | |
| 19-2558 | | | R | | | | | | 30 | 28 | | 120 | | | | | 63 | | | |
| 1.2 (44 kW) Eng.CGPB 7/09-5/15 | | | | | | | | | | | | | | | | | | | | |
| 19-1587 | | | F | | | | | | 36 | | 72 | 126,5 | | | | | 82,6 | | | |
| 19-2558 | | | R | | | | | | 30 | 28 | | 120 | | | | | 63 | | | |
| 1.2 (51 kW) Eng.BZG, CGPA 7/08-5/15 | | | | | | | | | | | | | | | | | | | | |
| 19-1587 | | | F | | | | | | 36 | | 72 | 126,5 | | | | | 82,6 | | | |
| 19-2558 | | | R | | | | | | 30 | 28 | | 120 | | | | | 63 | | | |
| 1.2 TDI (55 kW) Eng.CFWA 5/10-5/15 | | | | | | | | | | | | | | | | | | | | |
| 19-1587 | | | F | | | | | | 36 | | 72 | 126,5 | | | | | 82,6 | | | |
| 19-2558 | | | R | | | | | | 30 | 28 | | 120 | | | | | 63 | | | |
| 1.2 TSI (63 kW) Eng.CBZA 8/12-5/15 | | | | | | | | | | | | | | | | | | | | |
| 19-1587 | | | F | | | | | | 36 | | 72 | 126,5 | | | | | 82,6 | | | |
| 19-2558 | | | R | | | | | | 30 | 28 | | 120 | | | | | 63 | | | |
| 1.2 TSI (66 kW) Eng.CJZC 5/15-12/16 | | | | | | | | | | | | | | | | | | | | |
| 19-1587 | | | F | | | | | | 36 | | 72 | 126,5 | | | | | 82,6 | | | |
| 19-2558 | | | R | | | | | | 30 | 28 | | 120 | | | | | 63 | | | |
| 1.2 TSI (77 kW) Eng.CBZB 9/10-5/15 | | | | | | | | | | | | | | | | | | | | |
| 19-1587 | | | F | | | | | | 36 | | 72 | 126,5 | | | | | 82,6 | | | |

SEAT

| METELLI ref | Spare Parts | | F/R | L/R | | | ABS | A | B | C | D | E | F | G | H | I | L | M | Fig | NOTE |
|--|-------------|--|-----|-----|--|--|-----|---|----|----|----|-------|---|---|---|---|------|---|-----|------|
| 19-2558 | | | R | | | | | | 30 | 28 | | 120 | | | | | 63 | | | |
| 1.2 TSI (81 kW) Eng.CJZD 9/15-12/16 | | | | | | | | | | | | | | | | | | | | |
| 19-1587 | | | F | | | | | | 36 | | 72 | 126,5 | | | | | 82,6 | | | |
| 19-2558 | | | R | | | | | | 30 | 28 | | 120 | | | | | 63 | | | |
| 1.4 (63 kW) Eng.BXW, CGGB 7/08-5/15 | | | | | | | | | | | | | | | | | | | | |
| 19-1587 | | | F | | | | | | 36 | | 72 | 126,5 | | | | | 82,6 | | | |
| 19-2558 | | | R | | | | | | 30 | 28 | | 120 | | | | | 63 | | | |
| 1.4 LPG (63 kW) Eng.BXW 7/08-5/11 | | | | | | | | | | | | | | | | | | | | |
| 19-1587 | | | F | | | | | | 36 | | 72 | 126,5 | | | | | 82,6 | | | |
| 19-2558 | | | R | | | | | | 30 | 28 | | 120 | | | | | 63 | | | |
| 1.4 TDI (55 kW) Eng.CUSA 5/15-12/16 | | | | | | | | | | | | | | | | | | | | |
| 19-1587 | | | F | | | | | | 36 | | 72 | 126,5 | | | | | 82,6 | | | |
| 19-2558 | | | R | | | | | | 30 | 28 | | 120 | | | | | 63 | | | |
| 1.4 TDI (59 kW) Eng.BMS 7/08-6/10 | | | | | | | | | | | | | | | | | | | | |
| 19-1587 | | | F | | | | | | 36 | | 72 | 126,5 | | | | | 82,6 | | | |
| 19-2558 | | | R | | | | | | 30 | 28 | | 120 | | | | | 63 | | | |
| 1.4 TDI (66 kW) Eng.CUSB 5/15-12/16 | | | | | | | | | | | | | | | | | | | | |
| 19-1587 | | | F | | | | | | 36 | | 72 | 126,5 | | | | | 82,6 | | | |
| 19-2558 | | | R | | | | | | 30 | 28 | | 120 | | | | | 63 | | | |
| 1.4 TDI (77 kW) Eng.CUTA, CYZA 5/15-12/16 | | | | | | | | | | | | | | | | | | | | |
| 19-1587 | | | F | | | | | | 36 | | 72 | 126,5 | | | | | 82,6 | | | |
| 19-2558 | | | R | | | | | | 30 | 28 | | 120 | | | | | 63 | | | |
| 1.4 TSI (103 kW) Eng.CPTA 10/13-5/15 | | | | | | | | | | | | | | | | | | | | |
| 19-1587 | | | F | | | | | | 36 | | 72 | 126,5 | | | | | 82,6 | | | |
| 19-2558 | | | R | | | | | | 30 | 28 | | 120 | | | | | 63 | | | |
| 1.4 TSI (110 kW) Eng.CAVF, CNUB, CTHF, CTJB 1/09-5/15 | | | | | | | | | | | | | | | | | | | | |
| 19-1587 | | | F | | | | | | 36 | | 72 | 126,5 | | | | | 82,6 | | | |
| 19-2558 | | | R | | | | | | 30 | 28 | | 120 | | | | | 63 | | | |

SEAT

| METELLI ref | Spare Parts | | F/R | L/R | | | ABS | A | B | C | D | E | F | G | H | I | L | M | Fig | NOTE |
|--|-------------|--|-----|-----|--|--|-----|---|----|----|----|-------|---|---|---|---|---|---|------|------|
| 1.4 TSI (110 kW) Eng.CZEA 11/15-12/16 | | | | | | | | | | | | | | | | | | | | |
| 19-1587 | | | F | | | | | | 36 | | 72 | 126,5 | | | | | | | 82,6 | |
| 19-2558 | | | R | | | | | | 30 | 28 | | 120 | | | | | | | 63 | |
| 1.4 TSI Cupra (132 kW) Eng.CAVE, CTHE, CTJC 6/09-5/15 | | | | | | | | | | | | | | | | | | | | |
| 19-1587 | | | F | | | | | | 36 | | 72 | 126,5 | | | | | | | 82,6 | |
| 19-2558 | | | R | | | | | | 30 | 28 | | 120 | | | | | | | 63 | |
| 1.6 (77 kW) Eng.BTS 7/08-5/15 | | | | | | | | | | | | | | | | | | | | |
| 19-1587 | | | F | | | | | | 36 | | 72 | 126,5 | | | | | | | 82,6 | |
| 19-2558 | | | R | | | | | | 30 | 28 | | 120 | | | | | | | 63 | |
| 1.6 LPG (60 kW) Eng.CNKA 5/11-5/15 | | | | | | | | | | | | | | | | | | | | |
| 19-1587 | | | F | | | | | | 36 | | 72 | 126,5 | | | | | | | 82,6 | |
| 19-2558 | | | R | | | | | | 30 | 28 | | 120 | | | | | | | 63 | |
| 1.6 TDI (55 kW) Eng.CAYA 5/10-6/10 | | | | | | | | | | | | | | | | | | | | |
| 19-1587 | | | F | | | | | | 36 | | 72 | 126,5 | | | | | | | 82,6 | |
| 19-2558 | | | R | | | | | | 30 | 28 | | 120 | | | | | | | 63 | |
| 1.6 TDI (66 kW) Eng.CAYB 5/09-5/15 | | | | | | | | | | | | | | | | | | | | |
| 19-1587 | | | F | | | | | | 36 | | 72 | 126,5 | | | | | | | 82,6 | |
| 19-2558 | | | R | | | | | | 30 | 28 | | 120 | | | | | | | 63 | |
| 1.6 TDI (77 kW) Eng.CAYC 5/09-5/15 | | | | | | | | | | | | | | | | | | | | |
| 19-1587 | | | F | | | | | | 36 | | 72 | 126,5 | | | | | | | 82,6 | |
| 19-2558 | | | R | | | | | | 30 | 28 | | 120 | | | | | | | 63 | |
| 1.8 TSI Cupra (141 kW) Eng.DAJA 11/15-12/16 | | | | | | | | | | | | | | | | | | | | |
| 19-1587 | | | F | | | | | | 36 | | 72 | 126,5 | | | | | | | 82,6 | |
| 19-2558 | | | R | | | | | | 30 | 28 | | 120 | | | | | | | 63 | |
| 1.9 TDI (66 kW) Eng.BXJ 6/08-6/10 | | | | | | | | | | | | | | | | | | | | |
| 19-1587 | | | F | | | | | | 36 | | 72 | 126,5 | | | | | | | 82,6 | |
| 19-2558 | | | R | | | | | | 30 | 28 | | 120 | | | | | | | 63 | |
| 1.9 TDI (77 kW) Eng.BLS 7/08-6/10 | | | | | | | | | | | | | | | | | | | | |
| 19-1587 | | | F | | | | | | 36 | | 72 | 126,5 | | | | | | | 82,6 | |

SEAT

| METELLI ref | Spare Parts | | F/R | L/R | | ABS | A | B | C | D | E | F | G | H | I | L | M | Fig | NOTE |
|---|-------------|--|-----|-----|--|-----|---|----|----|----|-------|---|---|---|---|------|---|-----|------|
| 19-2558 | | | R | | | | | 30 | 28 | | 120 | | | | | 63 | | | |
| 2.0 (85 kW) Eng.CEKA 10/08-5/15 | | | | | | | | | | | | | | | | | | | |
| 19-1587 | | | F | | | | | 36 | | 72 | 126,5 | | | | | 82,6 | | | |
| 19-2558 | | | R | | | | | 30 | 28 | | 120 | | | | | 63 | | | |
| 2.0 TDI (105 kW) Eng.CFHD 1/10-5/15 | | | | | | | | | | | | | | | | | | | |
| 19-1587 | | | F | | | | | 36 | | 72 | 126,5 | | | | | 82,6 | | | |
| 19-2558 | | | R | | | | | 30 | 28 | | 120 | | | | | 63 | | | |
| Ibiza IV ST (6J8, 6P8) 3/10-1/70 | | | | | | | | | | | | | | | | | | | |
| 1.0 (55 kW) Eng.CHYB 5/15-7/16 | | | | | | | | | | | | | | | | | | | |
| 19-1587 | | | F | | | | | 36 | | 72 | 126,5 | | | | | 82,6 | | | |
| 19-2558 | | | R | | | | | 30 | 28 | | 120 | | | | | 63 | | | |
| 1.0 TSI (70 kW) Eng.CHZB 5/15-7/16 | | | | | | | | | | | | | | | | | | | |
| 19-1587 | | | F | | | | | 36 | | 72 | 126,5 | | | | | 82,6 | | | |
| 19-2558 | | | R | | | | | 30 | 28 | | 120 | | | | | 63 | | | |
| 1.0 TSI (81 kW) Eng.CHZC 5/15-7/16 | | | | | | | | | | | | | | | | | | | |
| 19-1587 | | | F | | | | | 36 | | 72 | 126,5 | | | | | 82,6 | | | |
| 19-2558 | | | R | | | | | 30 | 28 | | 120 | | | | | 63 | | | |
| 1.2 (44 kW) Eng.CGPB 5/10-5/15 | | | | | | | | | | | | | | | | | | | |
| 19-1587 | | | F | | | | | 36 | | 72 | 126,5 | | | | | 82,6 | | | |
| 19-2558 | | | R | | | | | 30 | 28 | | 120 | | | | | 63 | | | |
| 1.2 (51 kW) Eng.BZG, CGPA, CJLB 5/10-5/15 | | | | | | | | | | | | | | | | | | | |
| 19-1587 | | | F | | | | | 36 | | 72 | 126,5 | | | | | 82,6 | | | |
| 19-2558 | | | R | | | | | 30 | 28 | | 120 | | | | | 63 | | | |
| 1.2 TDI (55 kW) Eng.CFWA 4/10-5/15 | | | | | | | | | | | | | | | | | | | |
| 19-1587 | | | F | | | | | 36 | | 72 | 126,5 | | | | | 82,6 | | | |
| 19-2558 | | | R | | | | | 30 | 28 | | 120 | | | | | 63 | | | |
| 1.2 TSI (63 kW) Eng.CBZA 9/12-5/15 | | | | | | | | | | | | | | | | | | | |
| 19-1587 | | | F | | | | | 36 | | 72 | 126,5 | | | | | 82,6 | | | |

SEAT

| METELLI ref | Spare Parts | | F/R | L/R | | | ABS | A | B | C | D | E | F | G | H | I | L | M | Fig | NOTE |
|--|-------------|--|-----|-----|--|--|-----|---|----|----|----|-------|---|---|---|---|------|---|-----|------|
| 19-2558 | | | R | | | | | | 30 | 28 | | 120 | | | | | 63 | | | |
| 1.2 TSI (66 kW) Eng.CJZC 5/15-7/16 | | | | | | | | | | | | | | | | | | | | |
| 19-1587 | | | F | | | | | | 36 | | 72 | 126,5 | | | | | 82,6 | | | |
| 19-2558 | | | R | | | | | | 30 | 28 | | 120 | | | | | 63 | | | |
| 1.2 TSI (77 kW) Eng.CBZB 9/10-5/15 | | | | | | | | | | | | | | | | | | | | |
| 19-1587 | | | F | | | | | | 36 | | 72 | 126,5 | | | | | 82,6 | | | |
| 19-2558 | | | R | | | | | | 30 | 28 | | 120 | | | | | 63 | | | |
| 1.2 TSI (81 kW) Eng.CJZD 9/15-7/16 | | | | | | | | | | | | | | | | | | | | |
| 19-1587 | | | F | | | | | | 36 | | 72 | 126,5 | | | | | 82,6 | | | |
| 19-2558 | | | R | | | | | | 30 | 28 | | 120 | | | | | 63 | | | |
| 1.4 (63 kW) Eng.CGGB 3/10-5/15 | | | | | | | | | | | | | | | | | | | | |
| 19-1587 | | | F | | | | | | 36 | | 72 | 126,5 | | | | | 82,6 | | | |
| 19-2558 | | | R | | | | | | 30 | 28 | | 120 | | | | | 63 | | | |
| 1.4 TDI (55 kW) Eng.CUSA 5/15-7/16 | | | | | | | | | | | | | | | | | | | | |
| 19-1587 | | | F | | | | | | 36 | | 72 | 126,5 | | | | | 82,6 | | | |
| 19-2558 | | | R | | | | | | 30 | 28 | | 120 | | | | | 63 | | | |
| 1.4 TDI (66 kW) Eng.CUSB 5/15-7/16 | | | | | | | | | | | | | | | | | | | | |
| 19-1587 | | | F | | | | | | 36 | | 72 | 126,5 | | | | | 82,6 | | | |
| 19-2558 | | | R | | | | | | 30 | 28 | | 120 | | | | | 63 | | | |
| 1.4 TDI (77 kW) Eng.CUTA, CYZA 5/15-7/16 | | | | | | | | | | | | | | | | | | | | |
| 19-1587 | | | F | | | | | | 36 | | 72 | 126,5 | | | | | 82,6 | | | |
| 19-2558 | | | R | | | | | | 30 | 28 | | 120 | | | | | 63 | | | |
| 1.4 TSI (103 kW) Eng.CPTA 10/13-5/15 | | | | | | | | | | | | | | | | | | | | |
| 19-1587 | | | F | | | | | | 36 | | 72 | 126,5 | | | | | 82,6 | | | |
| 19-2558 | | | R | | | | | | 30 | 28 | | 120 | | | | | 63 | | | |
| 1.4 TSI (110 kW) Eng.CAVF, CNUB, CTHF, CTJB 2/12-5/15 | | | | | | | | | | | | | | | | | | | | |
| 19-1587 | | | F | | | | | | 36 | | 72 | 126,5 | | | | | 82,6 | | | |
| 19-2558 | | | R | | | | | | 30 | 28 | | 120 | | | | | 63 | | | |

SEAT

| METELLI ref | Spare Parts | | F/R | L/R | | | ABS | A | B | C | D | E | F | G | H | I | L | M | Fig | NOTE |
|---|-------------|--|-----|-----|--|--|-----|---|----|----|----|-------|---|---|---|---|---|---|------|------|
| 1.6 TDI (59 kW) Eng.DGTC 11/17-1/70 | | | | | | | | | | | | | | | | | | | | |
| 19-1587 | | | F | | | | | | 36 | | 72 | 126,5 | | | | | | | 82,6 | |
| 1.6 TDI (70 kW) Eng.DGTD 9/17-1/70 | | | | | | | | | | | | | | | | | | | | |
| 19-1587 | | | F | | | | | | 36 | | 72 | 126,5 | | | | | | | 82,6 | |
| 1.6 TDI (85 kW) Eng.DGTA 12/17-1/70 | | | | | | | | | | | | | | | | | | | | |
| 19-1587 | | | F | | | | | | 36 | | 72 | 126,5 | | | | | | | 82,6 | |
| Leon I (1M1) 11/99-6/06 | | | | | | | | | | | | | | | | | | | | |
| 1.4 16V (55 kW) Eng.AHW (11.99-), APE (-.05.00), AXP (06.00-), BCA 11/99-6/06 | | | | | | | | | | | | | | | | | | | | |
| 19-1595 | | | F | | | | | | | 40 | 74 | | | | | | | | 40 | |
| 19-2499 | | | R | | | | 43 | | | 30 | | 120 | | | | | | | 63,5 | |
| 1.6 (74 kW) Eng.AEH, AKL 11/99-6/06 | | | | | | | | | | | | | | | | | | | | |
| 19-1595 | | | F | | | | | | | 40 | 74 | | | | | | | | 40 | |
| 19-2499 | | | R | | | | 43 | | | 30 | | 120 | | | | | | | 63,5 | |
| 1.6 (75 kW) Eng.BFQ 10/05-6/06 | | | | | | | | | | | | | | | | | | | | |
| 19-1595 | | | F | | | | | | | 40 | 74 | | | | | | | | 40 | |
| 19-2499 | | | R | | | | 43 | | | 30 | | 120 | | | | | | | 63,5 | |
| 1.6 16 V (77 kW) Eng.AUS, AZD, BCB 9/00-6/06 | | | | | | | | | | | | | | | | | | | | |
| 19-1595 | | | F | | | | | | | 40 | 74 | | | | | | | | 40 | |
| 19-2499 | | | R | | | | 43 | | | 30 | | 120 | | | | | | | 63,5 | |
| 1.8 20V (92 kW) Eng.AGN, APG (11.99-) 11/99-6/06 | | | | | | | | | | | | | | | | | | | | |
| 19-1595 | | | F | | | | | | | 40 | 74 | | | | | | | | 40 | |
| 19-2499 | | | R | | | | 43 | | | 30 | | 120 | | | | | | | 63,5 | |
| 1.8 20V T (132 kW) Eng.APP, AUQ (03.00-) 11/99-6/06 | | | | | | | | | | | | | | | | | | | | |
| 19-1595 | | | F | | | | | | | 40 | 74 | | | | | | | | 40 | |
| 19-2499 | | | R | | | | 43 | | | 30 | | 120 | | | | | | | 63,5 | |
| 1.8 20V T 4 (132 kW) Eng.AJQ, ARY (03.00-) 11/99-6/06 | | | | | | | | | | | | | | | | | | | | |
| 19-1595 | | | F/R | | | | | | | 40 | 74 | | | | | | | | 40 | |

SEAT

| METELLI ref | Spare Parts | | F/R | L/R | | ABS | A | B | C | D | E | F | G | H | I | L | M | Fig | NOTE |
|--|-------------|--|-----|-----|--|-----|---|---|----|----|-----|---|---|---|---|---|------|-----|----------|
| 1.8 T Cupra R (154 kW) Eng.AMK 2/02-6/06 | | | | | | | | | | | | | | | | | | | |
| 19-1595 | | | F | | | | | | 40 | 74 | | | | | | | 40 | | Eng. AMK |
| 19-2499 | | | R | | | 43 | | | 30 | | 120 | | | | | | 63,5 | | |
| 1.8 T Cupra R (165 kW) Eng.BAM 7/03-6/06 | | | | | | | | | | | | | | | | | | | |
| 19-2318 | | | F | | | | | | 40 | 74 | | | | | | | 40 | | Eng. BAM |
| 19-2499 | | | R | | | 43 | | | 30 | | 120 | | | | | | 63,5 | | |
| 1.9 SDI (50 kW) Eng.AQM 11/99-6/06 | | | | | | | | | | | | | | | | | | | |
| 19-1595 | | | F | | | | | | 40 | 74 | | | | | | | 40 | | |
| 19-2499 | | | R | | | 43 | | | 30 | | 120 | | | | | | 63,5 | | |
| 1.9 TDI (66 kW) Eng.AGR, ALH 11/99-6/06 | | | | | | | | | | | | | | | | | | | |
| 19-1595 | | | F | | | | | | 40 | 74 | | | | | | | 40 | | |
| 19-2499 | | | R | | | 43 | | | 30 | | 120 | | | | | | 63,5 | | |
| 1.9 TDI (74 kW) Eng.AXR 10/05-6/06 | | | | | | | | | | | | | | | | | | | |
| 19-1595 | | | F | | | | | | 40 | 74 | | | | | | | 40 | | |
| 19-2499 | | | R | | | 43 | | | 30 | | 120 | | | | | | 63,5 | | |
| 1.9 TDI (81 kW) Eng.AHF, ASV 11/99-6/06 | | | | | | | | | | | | | | | | | | | |
| 19-1595 | | | F | | | | | | 40 | 74 | | | | | | | 40 | | |
| 19-2499 | | | R | | | 43 | | | 30 | | 120 | | | | | | 63,5 | | |
| 1.9 TDI (96 kW) Eng.ASZ (05.03-.) 5/03-6/06 | | | | | | | | | | | | | | | | | | | |
| 19-1595 | | | F | | | | | | 40 | 74 | | | | | | | 40 | | |
| 19-2499 | | | R | | | 43 | | | 30 | | 120 | | | | | | 63,5 | | |
| 1.9 TDI (110 kW) Eng.ARL 9/00-6/06 | | | | | | | | | | | | | | | | | | | |
| 19-1595 | | | F | | | | | | 40 | 74 | | | | | | | 40 | | |
| 19-2499 | | | R | | | 43 | | | 30 | | 120 | | | | | | 63,5 | | |
| 1.9 TDI Syncro (110 kW) Eng.ARL 5/02-6/06 | | | | | | | | | | | | | | | | | | | |
| 19-1595 | | | F/R | | | | | | 40 | 74 | | | | | | | 40 | | |
| 2.8 (150 kW) Eng.BDE 5/02-6/04 | | | | | | | | | | | | | | | | | | | |
| 19-1595 | | | F | | | | | | 40 | 74 | | | | | | | 40 | | |
| 19-2499 | | | R | | | 43 | | | 30 | | 120 | | | | | | 63,5 | | |

SEAT

| METELLI ref | Spare Parts | | F/R | L/R | | | ABS | A | B | C | D | E | F | G | H | I | L | M | Fig | NOTE |
|--|-------------|--|-----|-----|--|--|-----|---|----|----|----|-------|---|---|---|---|---|----|-----|-----------------------------------|
| 2.8 Cupra 4 (150 kW) Eng.AUE, BDE 2/01-6/06 | | | | | | | | | | | | | | | | | | | | |
| 19-1595 | | | F/R | | | | | | | 40 | 74 | | | | | | | 40 | | |
| Leon II (1P1) 5/05-12/12 | | | | | | | | | | | | | | | | | | | | |
| 1.2 TSI (77 kW) Eng.CBZB 2/10-12/12 | | | | | | | | | | | | | | | | | | | | |
| 19-2317 | | | F | | | | | | | | | 137 | | | | | | 84 | | Disc 312mm Disc 288mm, Disc 345mm |
| 19-2704 | | | R | | | | | | | | | 136,9 | | | | | | | | |
| 19-2705 | | | R | | | | | | 30 | | | 136,5 | | | | | | | | |
| 19-2780 | | | F | | | | | | | | | 136 | | | | | | 84 | | Disc 280mm |
| 1.4 16V (63 kW) Eng.BXW, CGGB 6/06-12/12 | | | | | | | | | | | | | | | | | | | | |
| 19-2317 | | | F | | | | | | | | | 137 | | | | | | 84 | | Disc 312mm Disc 288mm, Disc 345mm |
| 19-2704 | | | R | | | | | | | | | 136,9 | | | | | | | | |
| 19-2705 | | | R | | | | | | 30 | | | 136,5 | | | | | | | | |
| 19-2780 | | | F | | | | | | | | | 136 | | | | | | 84 | | Disc 280mm |
| 1.4 TSI (92 kW) Eng.CAXC 11/07-12/12 | | | | | | | | | | | | | | | | | | | | |
| 19-2317 | | | F | | | | | | | | | 137 | | | | | | 84 | | Disc 312mm Disc 288mm, Disc 345mm |
| 19-2704 | | | R | | | | | | | | | 136,9 | | | | | | | | |
| 19-2705 | | | R | | | | | | 30 | | | 136,5 | | | | | | | | |
| 19-2780 | | | F | | | | | | | | | 136 | | | | | | 84 | | Disc 280mm |
| 1.6 (75 kW) Eng.BSE, BSF, CCSA 7/05-12/12 | | | | | | | | | | | | | | | | | | | | |
| 19-2317 | | | F | | | | | | | | | 137 | | | | | | 84 | | Disc 312mm Disc 288mm, Disc 345mm |
| 19-2704 | | | R | | | | | | | | | 136,9 | | | | | | | | |
| 19-2705 | | | R | | | | | | 30 | | | 136,5 | | | | | | | | |
| 19-2780 | | | F | | | | | | | | | 136 | | | | | | 84 | | Disc 280mm |
| 1.6 LPG (75 kW) Eng.CHGA 12/09-12/12 | | | | | | | | | | | | | | | | | | | | |
| 19-2317 | | | F | | | | | | | | | 137 | | | | | | 84 | | Disc 312mm Disc 288mm, Disc 345mm |
| 19-2704 | | | R | | | | | | | | | 136,9 | | | | | | | | |
| 19-2705 | | | R | | | | | | 30 | | | 136,5 | | | | | | | | |
| 19-2780 | | | F | | | | | | | | | 136 | | | | | | 84 | | Disc 280mm |

SEAT

| METELLI ref | Spare Parts | | F/R | L/R | | ABS | A | B | C | D | E | F | G | H | I | L | M | Fig | NOTE |
|---|-------------|--|-----|-----|--|-----|---|----|---|---|-------|---|---|---|---|----|---|-----|-----------------------------------|
| 1.6 MultiFuel (75 kW) Eng.BSE, CCSA, CMXA 7/05-8/13 | | | | | | | | | | | | | | | | | | | |
| 19-2317 | | | F | | | | | | | | 137 | | | | | 84 | | | Disc 288mm |
| 19-2780 | | | F | | | | | | | | 136 | | | | | 84 | | | Disc 280mm |
| 1.6 TDI (66 kW) Eng.CAYB 11/10-12/12 | | | | | | | | | | | | | | | | | | | |
| 19-2317 | | | F | | | | | | | | 137 | | | | | 84 | | | Disc 312mm Disc 288mm, Disc 345mm |
| 19-2704 | | | R | | | | | | | | 136,9 | | | | | | | | |
| 19-2705 | | | R | | | | | 30 | | | 136,5 | | | | | | | | |
| 19-2780 | | | F | | | | | | | | 136 | | | | | 84 | | | Disc 280mm |
| 1.6 TDI (77 kW) Eng.CAYC 2/10-12/12 | | | | | | | | | | | | | | | | | | | |
| 19-2317 | | | F | | | | | | | | 137 | | | | | 84 | | | Disc 312mm Disc 288mm, Disc 345mm |
| 19-2704 | | | R | | | | | | | | 136,9 | | | | | | | | |
| 19-2705 | | | R | | | | | 30 | | | 136,5 | | | | | | | | |
| 19-2780 | | | F | | | | | | | | 136 | | | | | 84 | | | Disc 280mm |
| 1.8 TSI (118 kW) Eng.BZB, CDAA 6/07-12/12 | | | | | | | | | | | | | | | | | | | |
| 19-2317 | | | F | | | | | | | | 137 | | | | | 84 | | | Disc 312mm Disc 288mm, Disc 345mm |
| 19-2704 | | | R | | | | | | | | 136,9 | | | | | | | | |
| 19-2705 | | | R | | | | | 30 | | | 136,5 | | | | | | | | |
| 19-2780 | | | F | | | | | | | | 136 | | | | | 84 | | | Disc 280mm |
| 1.9 TDI (66 kW) Eng.BXF 6/07-12/10 | | | | | | | | | | | | | | | | | | | |
| 19-2317 | | | F | | | | | | | | 137 | | | | | 84 | | | Disc 312mm Disc 288mm, Disc 345mm |
| 19-2704 | | | R | | | | | | | | 136,9 | | | | | | | | |
| 19-2705 | | | R | | | | | 30 | | | 136,5 | | | | | | | | |
| 19-2780 | | | F | | | | | | | | 136 | | | | | 84 | | | Disc 280mm |
| 1.9 TDI (77 kW) Eng.BKC, BLS, BXE 7/05-12/10 | | | | | | | | | | | | | | | | | | | |
| 19-2317 | | | F | | | | | | | | 137 | | | | | 84 | | | Disc 312mm Disc 288mm, Disc 345mm |
| 19-2704 | | | R | | | | | | | | 136,9 | | | | | | | | |
| 19-2705 | | | R | | | | | 30 | | | 136,5 | | | | | | | | |
| 19-2780 | | | F | | | | | | | | 136 | | | | | 84 | | | Disc 280mm |

SEAT

| METELLI ref | Spare Parts | | F/R | L/R | | | ABS | A | B | C | D | E | F | G | H | I | L | M | Fig | NOTE |
|--|-------------|--|-----|-----|--|--|-----|---|----|---|---|-------|---|---|---|---|---|----|-----|-----------------------------------|
| 2.0 Cupra R (195 kW) Eng.CDLA 9/09-12/12 | | | | | | | | | | | | | | | | | | | | |
| 19-2317 | | | F | | | | | | | | | 137 | | | | | | 84 | | Disc 312mm Disc 288mm, Disc 345mm |
| 19-2704 | | | R | | | | | | | | | 136,9 | | | | | | | | |
| 19-2705 | | | R | | | | | | 30 | | | 136,5 | | | | | | | | |
| 19-2780 | | | F | | | | | | | | | 136 | | | | | | | 84 | Disc 280mm |
| 2.0 FSI (110 kW) Eng.BLR, BLY, BVY, BVZ 7/05-5/10 | | | | | | | | | | | | | | | | | | | | |
| 19-2317 | | | F | | | | | | | | | 137 | | | | | | | 84 | Disc 312mm Disc 288mm, Disc 345mm |
| 19-2704 | | | R | | | | | | | | | 136,9 | | | | | | | | |
| 19-2705 | | | R | | | | | | 30 | | | 136,5 | | | | | | | | |
| 19-2780 | | | F | | | | | | | | | 136 | | | | | | | 84 | Disc 280mm |
| 2.0 TDI (100 kW) Eng.AZV 7/05-5/10 | | | | | | | | | | | | | | | | | | | | |
| 19-2317 | | | F | | | | | | | | | 137 | | | | | | | 84 | Disc 312mm Disc 288mm, Disc 345mm |
| 19-2704 | | | R | | | | | | | | | 136,9 | | | | | | | | |
| 19-2705 | | | R | | | | | | 30 | | | 136,5 | | | | | | | | |
| 19-2780 | | | F | | | | | | | | | 136 | | | | | | | 84 | Disc 280mm |
| 2.0 TDI (103 kW) Eng.BMM 10/05-10/10 | | | | | | | | | | | | | | | | | | | | |
| 19-2317 | | | F | | | | | | | | | 137 | | | | | | | 84 | Disc 312mm Disc 288mm, Disc 345mm |
| 19-2704 | | | R | | | | | | | | | 136,9 | | | | | | | | |
| 19-2705 | | | R | | | | | | 30 | | | 136,5 | | | | | | | | |
| 19-2780 | | | F | | | | | | | | | 136 | | | | | | | 84 | Disc 280mm |
| 2.0 TDI (125 kW) Eng.BMN, CEGA, CFJA 5/06-12/12 | | | | | | | | | | | | | | | | | | | | |
| 19-2317 | | | F | | | | | | | | | 137 | | | | | | | 84 | Disc 312mm Disc 288mm, Disc 345mm |
| 19-2704 | | | R | | | | | | | | | 136,9 | | | | | | | | |
| 19-2705 | | | R | | | | | | 30 | | | 136,5 | | | | | | | | |
| 19-2780 | | | F | | | | | | | | | 136 | | | | | | | 84 | Disc 280mm |
| 2.0 TDI 16V (103 kW) Eng.BKD, CFHC, CLCB 7/05-12/12 | | | | | | | | | | | | | | | | | | | | |
| 19-2317 | | | F | | | | | | | | | 137 | | | | | | | 84 | Disc 312mm Disc 288mm, Disc 345mm |
| 19-2704 | | | R | | | | | | | | | 136,9 | | | | | | | | |
| 19-2705 | | | R | | | | | | 30 | | | 136,5 | | | | | | | | |

SEAT

| METELLI ref | Spare Parts | | F/R | L/R | | | ABS | A | B | C | D | E | F | G | H | I | L | M | Fig | NOTE |
|--|-------------|--|-----|-----|--|--|-----|---|----|---|---|-------|---|---|---|---|----|---|-----|-----------------------------------|
| 19-2780 | | | F | | | | | | | | | 136 | | | | | 84 | | | Disc 288mm Disc 312mm, Disc 276mm |
| 1.2 TSI (63 kW) Eng.CJZB, CYVA 12/12-8/18 | | | | | | | | | | | | | | | | | | | | |
| 19-2364 | | | F | | | | | | 36 | | | 136,4 | | | | | 84 | | | Disc 340mm |
| 19-2705 | | | R | | | | | | 30 | | | 136,5 | | | | | | | | |
| 19-2780 | | | F | | | | | | | | | 136 | | | | | 84 | | | Disc 288mm Disc 312mm, Disc 276mm |
| 1.2 TSI (77 kW) Eng.CJZA 1/13-8/20 | | | | | | | | | | | | | | | | | | | | |
| 19-2364 | | | F | | | | | | 36 | | | 136,4 | | | | | 84 | | | Disc 340mm |
| 19-2705 | | | R | | | | | | 30 | | | 136,5 | | | | | | | | |
| 19-2780 | | | F | | | | | | | | | 136 | | | | | 84 | | | Disc 288mm Disc 312mm, Disc 276mm |
| 1.2 TSI (81 kW) Eng.CYVB 4/14-8/20 | | | | | | | | | | | | | | | | | | | | |
| 19-2364 | | | F | | | | | | 36 | | | 136,4 | | | | | 84 | | | Disc 340mm |
| 19-2705 | | | R | | | | | | 30 | | | 136,5 | | | | | | | | |
| 19-2780 | | | F | | | | | | | | | 136 | | | | | 84 | | | Disc 288mm Disc 312mm, Disc 276mm |
| 1.4 TGI (81 kW) Eng.CPWA 2/13-8/18 | | | | | | | | | | | | | | | | | | | | |
| 19-2364 | | | F | | | | | | 36 | | | 136,4 | | | | | 84 | | | Disc 340mm |
| 19-2705 | | | R | | | | | | 30 | | | 136,5 | | | | | | | | |
| 19-2780 | | | F | | | | | | | | | 136 | | | | | 84 | | | Disc 288mm Disc 312mm, Disc 276mm |
| 1.4 TSI (90 kW) Eng.CMBA, CXSA 11/12-10/16 | | | | | | | | | | | | | | | | | | | | |
| 19-2364 | | | F | | | | | | 36 | | | 136,4 | | | | | 84 | | | Disc 340mm |
| 19-2705 | | | R | | | | | | 30 | | | 136,5 | | | | | | | | |
| 19-2780 | | | F | | | | | | | | | 136 | | | | | 84 | | | Disc 288mm Disc 312mm, Disc 276mm |
| 1.4 TSI (92 kW) Eng.CZCA 5/14-8/20 | | | | | | | | | | | | | | | | | | | | |
| 19-2364 | | | F | | | | | | 36 | | | 136,4 | | | | | 84 | | | Disc 340mm |
| 19-2705 | | | R | | | | | | 30 | | | 136,5 | | | | | | | | |
| 19-2780 | | | F | | | | | | | | | 136 | | | | | 84 | | | Disc 288mm Disc 312mm, Disc 276mm |
| 1.4 TSI (103 kW) Eng.CHPA, CPTA 9/12-8/20 | | | | | | | | | | | | | | | | | | | | |
| 19-2364 | | | F | | | | | | 36 | | | 136,4 | | | | | 84 | | | Disc 340mm |
| 19-2705 | | | R | | | | | | 30 | | | 136,5 | | | | | | | | |
| 19-2780 | | | F | | | | | | | | | 136 | | | | | 84 | | | Disc 288mm Disc 312mm, Disc 276mm |

SEAT

| METELLI ref | Spare Parts | | F/R | L/R | | ABS | A | B | C | D | E | F | G | H | I | L | M | Fig | NOTE |
|---|-------------|--|-----|-----|--|-----|---|----|---|---|-------|---|---|---|---|---|----|-----|-----------------------------------|
| 1.4 TSI (110 kW) Eng.CZDA, CZEA 5/14-8/20 | | | | | | | | | | | | | | | | | | | |
| 19-2364 | | | F | | | | | 36 | | | 136,4 | | | | | | 84 | | Disc 340mm |
| 19-2705 | | | R | | | | | 30 | | | 136,5 | | | | | | | | |
| 19-2780 | | | F | | | | | | | | 136 | | | | | | 84 | | Disc 288mm Disc 312mm, Disc 276mm |
| 1.5 TGI (96 kW) Eng.DHFA 10/18-8/20 | | | | | | | | | | | | | | | | | | | |
| 19-2364 | | | F | | | | | 36 | | | 136,4 | | | | | | 84 | | Disc 340mm |
| 19-2705 | | | R | | | | | 30 | | | 136,5 | | | | | | | | |
| 19-2780 | | | F | | | | | | | | 136 | | | | | | 84 | | Disc 288mm Disc 312mm, Disc 276mm |
| 1.5 TSI (96 kW) Eng.DACA, DPBA 9/18-8/20 | | | | | | | | | | | | | | | | | | | |
| 19-2364 | | | F | | | | | 36 | | | 136,4 | | | | | | 84 | | Disc 340mm |
| 19-2705 | | | R | | | | | 30 | | | 136,5 | | | | | | | | |
| 19-2780 | | | F | | | | | | | | 136 | | | | | | 84 | | Disc 288mm Disc 312mm, Disc 276mm |
| 1.5 TSI (110 kW) Eng.DADA, DPCA 9/18-8/20 | | | | | | | | | | | | | | | | | | | |
| 19-2364 | | | F | | | | | 36 | | | 136,4 | | | | | | 84 | | Disc 340mm |
| 19-2705 | | | R | | | | | 30 | | | 136,5 | | | | | | | | |
| 19-2780 | | | F | | | | | | | | 136 | | | | | | 84 | | Disc 288mm Disc 312mm, Disc 276mm |
| 1.6 TDI (66 kW) Eng.CLHB, CXXA, DDYB 11/12-8/18 | | | | | | | | | | | | | | | | | | | |
| 19-2364 | | | F | | | | | 36 | | | 136,4 | | | | | | 84 | | Disc 340mm |
| 19-2705 | | | R | | | | | 30 | | | 136,5 | | | | | | | | |
| 19-2780 | | | F | | | | | | | | 136 | | | | | | 84 | | Disc 288mm Disc 312mm, Disc 276mm |
| 1.6 TDI (77 kW) Eng.CLHA 9/12-8/20 | | | | | | | | | | | | | | | | | | | |
| 19-2364 | | | F | | | | | 36 | | | 136,4 | | | | | | 84 | | Disc 340mm |
| 19-2705 | | | R | | | | | 30 | | | 136,5 | | | | | | | | |
| 19-2780 | | | F | | | | | | | | 136 | | | | | | 84 | | Disc 288mm Disc 312mm, Disc 276mm |
| 1.6 TDI (81 kW) Eng.CRKB, CXXB, DBKA 9/13-8/20 | | | | | | | | | | | | | | | | | | | |
| 19-2364 | | | F | | | | | 36 | | | 136,4 | | | | | | 84 | | Disc 340mm |
| 19-2705 | | | R | | | | | 30 | | | 136,5 | | | | | | | | Eng. CRKB |
| 19-2780 | | | F | | | | | | | | 136 | | | | | | 84 | | Disc 288mm Disc 312mm, Disc 276mm |

SEAT

| METELLI ref | Spare Parts | | F/R | L/R | | | ABS | A | B | C | D | E | F | G | H | I | L | M | Fig | NOTE |
|---|-------------|--|-----|-----|--|--|-----|---|----|---|---|-------|---|---|---|---|---|----|-----|-----------------------------------|
| 1.6 TDI (85 kW) Eng.DDYA, DGTE 11/16-8/20 | | | | | | | | | | | | | | | | | | | | |
| 19-2364 | | | F | | | | | | 36 | | | 136,4 | | | | | | 84 | | Disc 340mm |
| 19-2705 | | | R | | | | | | 30 | | | 136,5 | | | | | | | | |
| 19-2780 | | | F | | | | | | | | | 136 | | | | | | 84 | | Disc 288mm Disc 312mm, Disc 276mm |
| 1.8 TSI (132 kW) Eng.CJSA 2/13-8/18 | | | | | | | | | | | | | | | | | | | | |
| 19-2364 | | | F | | | | | | 36 | | | 136,4 | | | | | | 84 | | Disc 340mm |
| 19-2705 | | | R | | | | | | 30 | | | 136,5 | | | | | | | | |
| 19-2780 | | | F | | | | | | | | | 136 | | | | | | 84 | | Disc 288mm Disc 312mm, Disc 276mm |
| 2.0 Cupra (195 kW) Eng.CJXE 10/13-8/20 | | | | | | | | | | | | | | | | | | | | |
| 19-2364 | | | F | | | | | | 36 | | | 136,4 | | | | | | 84 | | Disc 312mm |
| 19-2705 | | | R | | | | | | 30 | | | 136,5 | | | | | | | | |
| 19-2780 | | | F | | | | | | | | | 136 | | | | | | 84 | | Disc 288mm |
| 2.0 Cupra (206 kW) Eng.CJXA 10/13-8/20 | | | | | | | | | | | | | | | | | | | | |
| 19-2364 | | | F | | | | | | 36 | | | 136,4 | | | | | | 84 | | Disc 312mm |
| 19-2705 | | | R | | | | | | 30 | | | 136,5 | | | | | | | | |
| 19-2780 | | | F | | | | | | | | | 136 | | | | | | 84 | | Disc 288mm |
| 2.0 Cupra (213 kW) Eng.CJXH, DNUC 10/15-8/20 | | | | | | | | | | | | | | | | | | | | |
| 19-2364 | | | F | | | | | | 36 | | | 136,4 | | | | | | 84 | | Disc 312mm |
| 19-2705 | | | R | | | | | | 30 | | | 136,5 | | | | | | | | |
| 19-2780 | | | F | | | | | | | | | 136 | | | | | | 84 | | Disc 288mm |
| 2.0 Cupra (221 kW) Eng.CJXC 1/17-8/18 | | | | | | | | | | | | | | | | | | | | |
| 19-2364 | | | F | | | | | | 36 | | | 136,4 | | | | | | 84 | | Disc 312mm |
| 19-2705 | | | R | | | | | | 30 | | | 136,5 | | | | | | | | |
| 19-2780 | | | F | | | | | | | | | 136 | | | | | | 84 | | Disc 288mm |
| 2.0 Cupra R (228 kW) Eng.CJXG 11/17-8/18 | | | | | | | | | | | | | | | | | | | | |
| 19-2364 | | | F | | | | | | 36 | | | 136,4 | | | | | | 84 | | Disc 312mm |
| 19-2705 | | | R | | | | | | 30 | | | 136,5 | | | | | | | | |
| 19-2780 | | | F | | | | | | | | | 136 | | | | | | 84 | | Disc 288mm |

SEAT

| METELLI ref | Spare Parts | | F/R | L/R | | | ABS | A | B | C | D | E | F | G | H | I | L | M | Fig | NOTE |
|--|-------------|--|-----|-----|--|--|-----|---|----|---|---|-------|---|---|---|---|----|---|-----|-----------------------------------|
| 19-2780 | | | F | | | | | | | | | 136 | | | | | 84 | | | Disc 288mm Disc 312mm, Disc 276mm |
| 1.2 TSI (77 kW) Eng.CJZA 2/13-4/14 | | | | | | | | | | | | | | | | | | | | |
| 19-2364 | | | F | | | | | | 36 | | | 136,4 | | | | | 84 | | | Disc 340mm |
| 19-2705 | | | R | | | | | | 30 | | | 136,5 | | | | | | | | Eng. CJZA |
| 19-2780 | | | F | | | | | | | | | 136 | | | | | 84 | | | Disc 288mm Disc 312mm, Disc 276mm |
| 1.2 TSI (81 kW) Eng.CYVB 5/14-8/18 | | | | | | | | | | | | | | | | | | | | |
| 19-2364 | | | F | | | | | | 36 | | | 136,4 | | | | | 84 | | | Disc 340mm |
| 19-2705 | | | R | | | | | | 30 | | | 136,5 | | | | | | | | |
| 19-2780 | | | F | | | | | | | | | 136 | | | | | 84 | | | Disc 288mm Disc 312mm, Disc 276mm |
| 1.4 TSI (90 kW) Eng.CMBA, CXSA 2/13-6/15 | | | | | | | | | | | | | | | | | | | | |
| 19-2364 | | | F | | | | | | 36 | | | 136,4 | | | | | 84 | | | Disc 340mm |
| 19-2705 | | | R | | | | | | 30 | | | 136,5 | | | | | | | | Eng. CMBA Eng. CXSA |
| 19-2780 | | | F | | | | | | | | | 136 | | | | | 84 | | | Disc 288mm Disc 312mm, Disc 276mm |
| 1.4 TSI (92 kW) Eng.CZCA 5/14-8/18 | | | | | | | | | | | | | | | | | | | | |
| 19-2364 | | | F | | | | | | 36 | | | 136,4 | | | | | 84 | | | Disc 340mm |
| 19-2705 | | | R | | | | | | 30 | | | 136,5 | | | | | | | | |
| 19-2780 | | | F | | | | | | | | | 136 | | | | | 84 | | | Disc 288mm Disc 312mm, Disc 276mm |
| 1.4 TSI (103 kW) Eng.CHPA, CPTA 2/13-11/16 | | | | | | | | | | | | | | | | | | | | |
| 19-2364 | | | F | | | | | | 36 | | | 136,4 | | | | | 84 | | | Disc 340mm |
| 19-2705 | | | R | | | | | | 30 | | | 136,5 | | | | | | | | Eng. CHPA Eng. CPTA |
| 19-2780 | | | F | | | | | | | | | 136 | | | | | 84 | | | Disc 288mm Disc 312mm, Disc 276mm |
| 1.4 TSI (110 kW) Eng.CZEA 5/14-8/18 | | | | | | | | | | | | | | | | | | | | |
| 19-2364 | | | F | | | | | | 36 | | | 136,4 | | | | | 84 | | | Disc 340mm |
| 19-2705 | | | R | | | | | | 30 | | | 136,5 | | | | | | | | |
| 19-2780 | | | F | | | | | | | | | 136 | | | | | 84 | | | Disc 288mm Disc 312mm, Disc 276mm |
| 1.6 TDI (66 kW) Eng.CLHB, CXXA, DDYB 2/13-8/18 | | | | | | | | | | | | | | | | | | | | |
| 19-2364 | | | F | | | | | | 36 | | | 136,4 | | | | | 84 | | | Disc 340mm |
| 19-2705 | | | R | | | | | | 30 | | | 136,5 | | | | | | | | Eng. CLHB |
| 19-2780 | | | F | | | | | | | | | 136 | | | | | 84 | | | Disc 288mm Disc 312mm, Disc 276mm |

SEAT

| METELLI ref | Spare Parts | | F/R | L/R | | | ABS | A | B | C | D | E | F | G | H | I | L | M | Fig | NOTE |
|---|-------------|--|-----|-----|--|--|-----|---|----|---|---|-------|---|---|---|---|---|----|-----|-----------------------------------|
| 1.6 TDI (77 kW) Eng.CLHA 2/13-8/18 | | | | | | | | | | | | | | | | | | | | |
| 19-2364 | | | F | | | | | | 36 | | | 136,4 | | | | | | 84 | | Disc 340mm |
| 19-2705 | | | R | | | | | | 30 | | | 136,5 | | | | | | | | Eng. CLHA |
| 19-2780 | | | F | | | | | | | | | 136 | | | | | | 84 | | Disc 288mm Disc 312mm, Disc 276mm |
| 1.6 TDI (81 kW) Eng.CRKB, CXXB 9/13-11/16 | | | | | | | | | | | | | | | | | | | | |
| 19-2364 | | | F | | | | | | 36 | | | 136,4 | | | | | | 84 | | Disc 340mm |
| 19-2705 | | | R | | | | | | 30 | | | 136,5 | | | | | | | | Eng. CRKB |
| 19-2780 | | | F | | | | | | | | | 136 | | | | | | 84 | | Disc 288mm Disc 312mm, Disc 276mm |
| 1.6 TDI (85 kW) Eng.DDYA 11/16-8/18 | | | | | | | | | | | | | | | | | | | | |
| 19-2364 | | | F | | | | | | 36 | | | 136,4 | | | | | | 84 | | Disc 340mm |
| 19-2705 | | | R | | | | | | 30 | | | 136,5 | | | | | | | | |
| 19-2780 | | | F | | | | | | | | | 136 | | | | | | 84 | | Disc 288mm Disc 312mm, Disc 276mm |
| 1.8 TSI (132 kW) Eng.CJSA 2/13-8/18 | | | | | | | | | | | | | | | | | | | | |
| 19-2364 | | | F | | | | | | 36 | | | 136,4 | | | | | | 84 | | Disc 340mm |
| 19-2705 | | | R | | | | | | 30 | | | 136,5 | | | | | | | | Eng. CJSA |
| 19-2780 | | | F | | | | | | | | | 136 | | | | | | 84 | | Disc 288mm Disc 312mm, Disc 276mm |
| 2.0 Cupra (195 kW) Eng.CJXE 10/13-11/16 | | | | | | | | | | | | | | | | | | | | |
| 19-2364 | | | F | | | | | | 36 | | | 136,4 | | | | | | 84 | | Disc 312mm |
| 19-2705 | | | R | | | | | | 30 | | | 136,5 | | | | | | | | |
| 19-2780 | | | F | | | | | | | | | 136 | | | | | | 84 | | Disc 288mm |
| 2.0 Cupra (206 kW) Eng.CJXA 10/13-11/16 | | | | | | | | | | | | | | | | | | | | |
| 19-2364 | | | F | | | | | | 36 | | | 136,4 | | | | | | 84 | | Disc 312mm |
| 19-2705 | | | R | | | | | | 30 | | | 136,5 | | | | | | | | |
| 19-2780 | | | F | | | | | | | | | 136 | | | | | | 84 | | Disc 288mm |
| 2.0 Cupra (213 kW) Eng.CJXH 10/15-11/16 | | | | | | | | | | | | | | | | | | | | |
| 19-2364 | | | F | | | | | | 36 | | | 136,4 | | | | | | 84 | | Disc 312mm |
| 19-2705 | | | R | | | | | | 30 | | | 136,5 | | | | | | | | |
| 19-2780 | | | F | | | | | | | | | 136 | | | | | | 84 | | Disc 288mm |

SEAT

| METELLI ref | Spare Parts | | F/R | L/R | | | ABS | A | B | C | D | E | F | G | H | I | L | M | Fig | NOTE |
|--|-------------|--|-----|-----|--|--|-----|---|----|---|---|-------|---|---|---|---|---|----|-----|-----------------------------------|
| 2.0 Cupra (221 kW) Eng.CJXC 1/17-8/18 | | | | | | | | | | | | | | | | | | | | |
| 19-2364 | | | F | | | | | | 36 | | | 136,4 | | | | | | 84 | | Disc 312mm |
| 19-2705 | | | R | | | | | | 30 | | | 136,5 | | | | | | | | |
| 19-2780 | | | F | | | | | | | | | 136 | | | | | | 84 | | Disc 288mm |
| 2.0 TDI (81 kW) Eng.CRVA 2/13-1/70 | | | | | | | | | | | | | | | | | | | | |
| 19-2364 | | | F | | | | | | 36 | | | 136,4 | | | | | | 84 | | Disc 340mm |
| 19-2780 | | | F | | | | | | | | | 136 | | | | | | 84 | | Disc 288mm Disc 312mm, Disc 276mm |
| 19-2364 | | | F | | | | | | 36 | | | 136,4 | | | | | | 84 | | Disc 340mm |
| 19-2705 | | | R | | | | | | 30 | | | 136,5 | | | | | | | | |
| 19-2780 | | | F | | | | | | | | | 136 | | | | | | 84 | | Disc 288mm Disc 312mm, Disc 276mm |
| 2.0 TDI (105 kW) Eng.CRVC 5/13-8/18 | | | | | | | | | | | | | | | | | | | | |
| 19-2364 | | | F | | | | | | 36 | | | 136,4 | | | | | | 84 | | Disc 340mm |
| 19-2705 | | | R | | | | | | 30 | | | 136,5 | | | | | | | | Eng. CRVC |
| 19-2780 | | | F | | | | | | | | | 136 | | | | | | 84 | | Disc 288mm Disc 312mm, Disc 276mm |
| 2.0 TDI (110 kW) Eng.CKFC, CRMB 2/13-8/18 | | | | | | | | | | | | | | | | | | | | |
| 19-2364 | | | F | | | | | | 36 | | | 136,4 | | | | | | 84 | | Disc 340mm |
| 19-2705 | | | R | | | | | | 30 | | | 136,5 | | | | | | | | Eng. CKFC Eng. CRMB |
| 19-2780 | | | F | | | | | | | | | 136 | | | | | | 84 | | Disc 288mm Disc 312mm, Disc 276mm |
| 2.0 TDI (135 kW) Eng.CUNA, CUPA 3/13-8/18 | | | | | | | | | | | | | | | | | | | | |
| 19-2364 | | | F | | | | | | 36 | | | 136,4 | | | | | | 84 | | Disc 340mm |
| 19-2705 | | | R | | | | | | 30 | | | 136,5 | | | | | | | | Eng. CUNA Eng. CUPA |
| 19-2780 | | | F | | | | | | | | | 136 | | | | | | 84 | | Disc 288mm Disc 312mm, Disc 276mm |
| Leon III ST (5F8) 8/13-1/70 | | | | | | | | | | | | | | | | | | | | |
| 1.0 TSi (63 kW) Eng.DKLB 9/18-8/20 | | | | | | | | | | | | | | | | | | | | |
| 19-2364 | | | F | | | | | | 36 | | | 136,4 | | | | | | 84 | | Disc 340mm |
| 19-2705 | | | R | | | | | | 30 | | | 136,5 | | | | | | | | |
| 19-2780 | | | F | | | | | | | | | 136 | | | | | | 84 | | Disc 288mm Disc 312mm, Disc 276mm |

SEAT

| METELLI ref | Spare Parts | | F/R | L/R | | ABS | A | B | C | D | E | F | G | H | I | L | M | Fig | NOTE |
|---|-------------|--|-----|-----|--|-----|---|----|---|---|-------|---|---|---|---|---|----|-----|-----------------------------------|
| 1.0 TSI (85 kW) Eng.CHZD, DKRF 5/15-8/20 | | | | | | | | | | | | | | | | | | | |
| 19-2364 | | | F | | | | | 36 | | | 136,4 | | | | | | 84 | | Disc 340mm |
| 19-2705 | | | R | | | | | 30 | | | 136,5 | | | | | | | | |
| 19-2780 | | | F | | | | | | | | 136 | | | | | | 84 | | Disc 288mm Disc 312mm, Disc 276mm |
| 1.2 TSI (63 kW) Eng.CJZB, CYVA 11/13-8/18 | | | | | | | | | | | | | | | | | | | |
| 19-2364 | | | F | | | | | 36 | | | 136,4 | | | | | | 84 | | Disc 340mm |
| 19-2705 | | | R | | | | | 30 | | | 136,5 | | | | | | | | Eng. CJZB |
| 19-2780 | | | F | | | | | | | | 136 | | | | | | 84 | | Disc 288mm Disc 312mm, Disc 276mm |
| 1.2 TSI (77 kW) Eng.CJZA 8/13-8/20 | | | | | | | | | | | | | | | | | | | |
| 19-2364 | | | F | | | | | 36 | | | 136,4 | | | | | | 84 | | Disc 340mm |
| 19-2705 | | | R | | | | | 30 | | | 136,5 | | | | | | | | Eng. CJZA |
| 19-2780 | | | F | | | | | | | | 136 | | | | | | 84 | | Disc 288mm Disc 312mm, Disc 276mm |
| 1.2 TSI (81 kW) Eng.CYVB 5/14-8/20 | | | | | | | | | | | | | | | | | | | |
| 19-2364 | | | F | | | | | 36 | | | 136,4 | | | | | | 84 | | Disc 340mm |
| 19-2705 | | | R | | | | | 30 | | | 136,5 | | | | | | | | |
| 19-2780 | | | F | | | | | | | | 136 | | | | | | 84 | | Disc 288mm Disc 312mm, Disc 276mm |
| 1.4 TGI (81 kW) Eng.CPWA 10/13-8/18 | | | | | | | | | | | | | | | | | | | |
| 19-2364 | | | F | | | | | 36 | | | 136,4 | | | | | | 84 | | Disc 340mm |
| 19-2705 | | | R | | | | | 30 | | | 136,5 | | | | | | | | |
| 19-2780 | | | F | | | | | | | | 136 | | | | | | 84 | | Disc 288mm Disc 312mm, Disc 276mm |
| 1.4 TSI (90 kW) Eng.CMBA, CXSA 9/12-6/15 | | | | | | | | | | | | | | | | | | | |
| 19-2364 | | | F | | | | | 36 | | | 136,4 | | | | | | 84 | | Disc 340mm |
| 19-2705 | | | R | | | | | 30 | | | 136,5 | | | | | | | | Eng. CMBA Eng. CXSA |
| 19-2780 | | | F | | | | | | | | 136 | | | | | | 84 | | Disc 288mm Disc 312mm, Disc 276mm |
| 1.4 TSI (92 kW) Eng.CZCA 5/14-8/18 | | | | | | | | | | | | | | | | | | | |
| 19-2364 | | | F | | | | | 36 | | | 136,4 | | | | | | 84 | | Disc 340mm |
| 19-2705 | | | R | | | | | 30 | | | 136,5 | | | | | | | | |
| 19-2780 | | | F | | | | | | | | 136 | | | | | | 84 | | Disc 288mm Disc 312mm, Disc 276mm |

SEAT

| METELLI ref | Spare Parts | | F/R | L/R | | | ABS | A | B | C | D | E | F | G | H | I | L | M | Fig | NOTE |
|---|-------------|--|-----|-----|--|--|-----|---|----|---|---|-------|---|---|---|---|---|----|-----|-----------------------------------|
| 1.4 TSI (103 kW) Eng.CHPA, CPTA 10/13-8/20 | | | | | | | | | | | | | | | | | | | | |
| 19-2364 | | | F | | | | | | 36 | | | 136,4 | | | | | | 84 | | Disc 340mm |
| 19-2705 | | | R | | | | | | 30 | | | 136,5 | | | | | | | | |
| 19-2780 | | | F | | | | | | | | | 136 | | | | | | 84 | | Disc 288mm Disc 312mm, Disc 276mm |
| 1.4 TSI (110 kW) Eng.CZEA 5/14-8/20 | | | | | | | | | | | | | | | | | | | | |
| 19-2364 | | | F | | | | | | 36 | | | 136,4 | | | | | | 84 | | Disc 340mm |
| 19-2705 | | | R | | | | | | 30 | | | 136,5 | | | | | | | | |
| 19-2780 | | | F | | | | | | | | | 136 | | | | | | 84 | | Disc 288mm Disc 312mm, Disc 276mm |
| 1.5 TGi (96 kW) Eng.DHFA 10/18-8/20 | | | | | | | | | | | | | | | | | | | | |
| 19-2364 | | | F | | | | | | 36 | | | 136,4 | | | | | | 84 | | Disc 340mm |
| 19-2705 | | | R | | | | | | 30 | | | 136,5 | | | | | | | | |
| 19-2780 | | | F | | | | | | | | | 136 | | | | | | 84 | | Disc 288mm Disc 312mm, Disc 276mm |
| 1.5 TSI (96 kW) Eng.DACA, DPBA 9/18-8/20 | | | | | | | | | | | | | | | | | | | | |
| 19-2364 | | | F | | | | | | 36 | | | 136,4 | | | | | | 84 | | Disc 340mm |
| 19-2705 | | | R | | | | | | 30 | | | 136,5 | | | | | | | | |
| 19-2780 | | | F | | | | | | | | | 136 | | | | | | 84 | | Disc 288mm Disc 312mm, Disc 276mm |
| 1.5 TSI (110 kW) Eng.DADA, DPCA 9/18-8/20 | | | | | | | | | | | | | | | | | | | | |
| 19-2364 | | | F | | | | | | 36 | | | 136,4 | | | | | | 84 | | Disc 340mm |
| 19-2705 | | | R | | | | | | 30 | | | 136,5 | | | | | | | | |
| 19-2780 | | | F | | | | | | | | | 136 | | | | | | 84 | | Disc 288mm Disc 312mm, Disc 276mm |
| 1.6 TDI (66 kW) Eng.CLHB, CXXA, DDYB 11/13-8/18 | | | | | | | | | | | | | | | | | | | | |
| 19-2364 | | | F | | | | | | 36 | | | 136,4 | | | | | | 84 | | Disc 340mm |
| 19-2705 | | | R | | | | | | 30 | | | 136,5 | | | | | | | | Eng. CLHB |
| 19-2780 | | | F | | | | | | | | | 136 | | | | | | 84 | | Disc 288mm Disc 312mm, Disc 276mm |
| 1.6 TDI (77 kW) Eng.CLHA 10/13-8/20 | | | | | | | | | | | | | | | | | | | | |
| 19-2364 | | | F | | | | | | 36 | | | 136,4 | | | | | | 84 | | Disc 340mm |
| 19-2705 | | | R | | | | | | 30 | | | 136,5 | | | | | | | | |
| 19-2780 | | | F | | | | | | | | | 136 | | | | | | 84 | | Disc 288mm Disc 312mm, Disc 276mm |

SEAT

| METELLI ref | Spare Parts | | F/R | L/R | | ABS | A | B | C | D | E | F | G | H | I | L | M | Fig | NOTE |
|--|-------------|--|-----|-----|--|-----|---|----|---|---|-------|---|---|---|---|---|----|-----|-----------------------------------|
| 1.6 TDI (81 kW) Eng.CRKB, CXXB, DBKA 9/13-8/20 | | | | | | | | | | | | | | | | | | | |
| 19-2364 | | | F | | | | | 36 | | | 136,4 | | | | | | 84 | | Disc 340mm |
| 19-2705 | | | R | | | | | 30 | | | 136,5 | | | | | | | | |
| 19-2780 | | | F | | | | | | | | 136 | | | | | | 84 | | Disc 288mm Disc 312mm, Disc 276mm |
| 1.6 TDI (85 kW) Eng.DDYA, DGTE 11/16-8/20 | | | | | | | | | | | | | | | | | | | |
| 19-2364 | | | F | | | | | 36 | | | 136,4 | | | | | | 84 | | Disc 340mm |
| 19-2705 | | | R | | | | | 30 | | | 136,5 | | | | | | | | |
| 19-2780 | | | F | | | | | | | | 136 | | | | | | 84 | | Disc 288mm Disc 312mm, Disc 276mm |
| 1.6 TDI 4Drive (77 kW) Eng.CLHA 4/14-8/20 | | | | | | | | | | | | | | | | | | | |
| 19-2364 | | | F | | | | | 36 | | | 136,4 | | | | | | 84 | | Disc 340mm |
| 19-2780 | | | F | | | | | | | | 136 | | | | | | 84 | | Disc 288mm Disc 312mm, Disc 276mm |
| 1.6 TDI 4Drive (81 kW) Eng.CXXB 11/14-8/20 | | | | | | | | | | | | | | | | | | | |
| 19-2364 | | | F | | | | | 36 | | | 136,4 | | | | | | 84 | | Disc 340mm |
| 19-2780 | | | F | | | | | | | | 136 | | | | | | 84 | | Disc 288mm Disc 312mm, Disc 276mm |
| 1.6 TDI 4Drive (85 kW) Eng.DGTE 7/18-8/20 | | | | | | | | | | | | | | | | | | | |
| 19-2364 | | | F | | | | | 36 | | | 136,4 | | | | | | 84 | | Disc 340mm |
| 19-2780 | | | F/R | | | | | | | | 136 | | | | | | 84 | | Disc 288mm Disc 312mm, Disc 276mm |
| 19-2780 | | | F | | | | | | | | 136 | | | | | | 84 | | Disc 288mm |
| 1.8 TSI (132 kW) Eng.CJSA 10/13-8/18 | | | | | | | | | | | | | | | | | | | |
| 19-2364 | | | F | | | | | 36 | | | 136,4 | | | | | | 84 | | Disc 340mm |
| 19-2705 | | | R | | | | | 30 | | | 136,5 | | | | | | | | |
| 19-2780 | | | F | | | | | | | | 136 | | | | | | 84 | | Disc 288mm Disc 312mm, Disc 276mm |
| 1.8 TSI 4Drive (132 kW) Eng.CJSA, CJSB 11/14-8/18 | | | | | | | | | | | | | | | | | | | |
| 19-2364 | | | F | | | | | 36 | | | 136,4 | | | | | | 84 | | Disc 340mm |
| 19-2780 | | | F | | | | | | | | 136 | | | | | | 84 | | Disc 288mm Disc 312mm, Disc 276mm |
| 2.0 Cupra (195 kW) Eng.CJXE 10/13-8/20 | | | | | | | | | | | | | | | | | | | |
| 19-2364 | | | F | | | | | 36 | | | 136,4 | | | | | | 84 | | Disc 312mm |
| 19-2705 | | | R | | | | | 30 | | | 136,5 | | | | | | | | |
| 19-2780 | | | F | | | | | | | | 136 | | | | | | 84 | | Disc 288mm |

SEAT

| METELLI ref | Spare Parts | | F/R | L/R | | | ABS | A | B | C | D | E | F | G | H | I | L | M | Fig | NOTE |
|---|-------------|--|-----|-----|--|--|-----|---|----|---|---|-------|---|---|---|---|---|----|-----|-----------------------------------|
| 2.0 Cupra (206 kW) Eng.CJXA 10/13-8/20 | | | | | | | | | | | | | | | | | | | | |
| 19-2364 | | | F | | | | | | 36 | | | 136,4 | | | | | | 84 | | Disc 312mm |
| 19-2705 | | | R | | | | | | 30 | | | 136,5 | | | | | | | | |
| 19-2780 | | | F | | | | | | | | | 136 | | | | | | 84 | | Disc 288mm |
| 2.0 Cupra (213 kW) Eng.CJXH, DNUC 10/15-8/20 | | | | | | | | | | | | | | | | | | | | |
| 19-2364 | | | F | | | | | | 36 | | | 136,4 | | | | | | 84 | | Disc 312mm |
| 19-2705 | | | R | | | | | | 30 | | | 136,5 | | | | | | | | |
| 19-2780 | | | F | | | | | | | | | 136 | | | | | | 84 | | Disc 288mm |
| 2.0 Cupra (221 kW) Eng.CJXC 11/16-8/18 | | | | | | | | | | | | | | | | | | | | |
| 19-2364 | | | F | | | | | | 36 | | | 136,4 | | | | | | 84 | | Disc 312mm |
| 19-2705 | | | R | | | | | | 30 | | | 136,5 | | | | | | | | |
| 19-2780 | | | F | | | | | | | | | 136 | | | | | | 84 | | Disc 288mm |
| 2.0 Cupra 4Drive (221 kW) Eng.CJXC, DNUE 11/16-8/20 | | | | | | | | | | | | | | | | | | | | |
| 19-2364 | | | F | | | | | | 36 | | | 136,4 | | | | | | 84 | | Disc 312mm |
| 19-2780 | | | F | | | | | | | | | 136 | | | | | | 84 | | Disc 288mm |
| 2.0 TDI (81 kW) Eng.CRLD (10.15-12.16), CRVA 2/13-12/16 | | | | | | | | | | | | | | | | | | | | |
| 19-2364 | | | F | | | | | | 36 | | | 136,4 | | | | | | 84 | | Disc 340mm |
| 19-2705 | | | R | | | | | | 30 | | | 136,5 | | | | | | | | Eng. CRKB Eng. CRVA |
| 19-2780 | | | F | | | | | | | | | 136 | | | | | | 84 | | Disc 288mm Disc 312mm, Disc 276mm |
| 2.0 TDI (105 kW) Eng.CRVC 10/13-8/18 | | | | | | | | | | | | | | | | | | | | |
| 19-2364 | | | F | | | | | | 36 | | | 136,4 | | | | | | 84 | | Disc 340mm |
| 19-2705 | | | R | | | | | | 30 | | | 136,5 | | | | | | | | Eng. CRVC |
| 19-2780 | | | F | | | | | | | | | 136 | | | | | | 84 | | Disc 288mm Disc 312mm, Disc 276mm |
| 2.0 TDI (110 kW) Eng.CKFC, CRBC, CRLB, CRMB, DFFA, DFGA 10/13-8/18 | | | | | | | | | | | | | | | | | | | | |
| 19-2364 | | | F | | | | | | 36 | | | 136,4 | | | | | | 84 | | Disc 340mm |
| 19-2705 | | | R | | | | | | 30 | | | 136,5 | | | | | | | | |
| 19-2780 | | | F | | | | | | | | | 136 | | | | | | 84 | | Disc 288mm Disc 312mm, Disc 276mm |
| 2.0 TDI (135 kW) Eng.CUNA, CUPA, DJGA 8/13-8/20 | | | | | | | | | | | | | | | | | | | | |
| 19-2364 | | | F | | | | | | 36 | | | 136,4 | | | | | | 84 | | Disc 340mm |

SEAT

| METELLI ref | Spare Parts | | F/R | L/R | | ABS | A | B | C | D | E | F | G | H | I | L | M | Fig | NOTE |
|---|-------------|--|-----|-----|--|-----|---|----|---|---|-------|---|---|---|---|----|---|-----|-----------------------------------|
| 19-2705 | | | R | | | | | 30 | | | 136,5 | | | | | | | | |
| 19-2780 | | | F | | | | | | | | 136 | | | | | 84 | | | Disc 288mm Disc 312mm, Disc 276mm |
| 2.0 TDI 4Drive (110 kW) Eng.CRBC, CRLB, CRMB, DCYA, DFGA 4/14-8/18 | | | | | | | | | | | | | | | | | | | |
| 19-2364 | | | F | | | | | 36 | | | 136,4 | | | | | 84 | | | Disc 340mm |
| 19-2780 | | | F | | | | | | | | 136 | | | | | 84 | | | Disc 288mm Disc 312mm, Disc 276mm |
| 2.0 TDI 4Drive (135 kW) Eng.CUNA, DJGA 11/14-8/18 | | | | | | | | | | | | | | | | | | | |
| 19-2364 | | | F | | | | | 36 | | | 136,4 | | | | | 84 | | | Disc 340mm |
| 19-2780 | | | F | | | | | | | | 136 | | | | | 84 | | | Disc 288mm Disc 312mm, Disc 276mm |
| 2.0 TSI (140 kW) Eng.DKZA 7/18-8/20 | | | | | | | | | | | | | | | | | | | |
| 19-2364 | | | F | | | | | 36 | | | 136,4 | | | | | 84 | | | Disc 340mm |
| 19-2705 | | | R | | | | | 30 | | | 136,5 | | | | | | | | |
| 19-2780 | | | F | | | | | | | | 136 | | | | | 84 | | | Disc 288mm Disc 312mm, Disc 276mm |
| 2.0 TSI 4Drive (140 kW) Eng.DKZA 9/18-8/20 | | | | | | | | | | | | | | | | | | | |
| 19-2364 | | | F | | | | | 36 | | | 136,4 | | | | | 84 | | | Disc 340mm |
| 19-2705 | | | R | | | | | 30 | | | 136,5 | | | | | | | | |
| 19-2780 | | | F | | | | | | | | 136 | | | | | 84 | | | Disc 288mm Disc 312mm, Disc 276mm |
| Leon IV (KL1) 11/19-1/70 | | | | | | | | | | | | | | | | | | | |
| 1.0 TSI (66 kW) Eng.DLAB 3/20-1/70 | | | | | | | | | | | | | | | | | | | |
| 19-2364 | | | F | | | | | 36 | | | 136,4 | | | | | 84 | | | Disc 340mm Disc 370mm, Disc 312mm |
| 1.0 TSI Mild Hybrid (81 kW) Eng.DLAA 8/20-1/70 | | | | | | | | | | | | | | | | | | | |
| 19-2364 | | | F | | | | | 36 | | | 136,4 | | | | | 84 | | | Disc 340mm Disc 370mm, Disc 312mm |
| 1.4 TSI e-Hybrid (110 kW) Eng.DGEA 5/20-1/70 | | | | | | | | | | | | | | | | | | | |
| 19-2364 | | | F | | | | | 36 | | | 136,4 | | | | | 84 | | | Disc 340mm Disc 370mm, Disc 312mm |
| 1.5 eTSI (110 kW) Eng.DFYA 11/19-1/70 | | | | | | | | | | | | | | | | | | | |
| 19-2364 | | | F | | | | | 36 | | | 136,4 | | | | | 84 | | | Disc 340mm Disc 370mm, Disc 312mm |
| 1.5 TGI CNG (96 kW) Eng.DHFA 8/20-1/70 | | | | | | | | | | | | | | | | | | | |
| 19-2364 | | | F | | | | | 36 | | | 136,4 | | | | | 84 | | | Disc 340mm Disc 370mm, Disc 312mm |

SEAT

| METELLI ref | Spare Parts | | F/R | L/R | | | ABS | A | B | C | D | E | F | G | H | I | L | M | Fig | NOTE |
|---|-------------|--|-----|-----|--|--|-----|---|----|---|---|-------|---|---|---|---|---|------|-----|-----------------------------------|
| 2.0 TDI (85 kW) Eng.DSUD 11/19-1/70 | | | | | | | | | | | | | | | | | | | | |
| 19-2364 | | | F | | | | | | 36 | | | 136,4 | | | | | | 84 | | Disc 340mm Disc 370mm, Disc 312mm |
| 2.0 TDI (110 kW) Eng.DSTB, DTTA (11.21-), DTTC (11.20-) 11/19-1/70 | | | | | | | | | | | | | | | | | | | | |
| 19-2364 | | | F | | | | | | 36 | | | 136,4 | | | | | | 84 | | Disc 340mm Disc 370mm, Disc 312mm |
| Leon IV ST (KL8) 11/19-1/70 | | | | | | | | | | | | | | | | | | | | |
| 1.0 TSI (66 kW) Eng.DLAB 3/20-1/70 | | | | | | | | | | | | | | | | | | | | |
| 19-2364 | | | F | | | | | | 36 | | | 136,4 | | | | | | 84 | | Disc 340mm Disc 370mm, Disc 312mm |
| 1.0 TSI Mild Hybrid (81 kW) Eng.DLAA 8/20-1/70 | | | | | | | | | | | | | | | | | | | | |
| 19-2364 | | | F | | | | | | 36 | | | 136,4 | | | | | | 84 | | Disc 340mm Disc 370mm, Disc 312mm |
| 1.4 TSI e-Hybrid (110 kW) Eng.DGEA 5/20-1/70 | | | | | | | | | | | | | | | | | | | | |
| 19-2364 | | | F | | | | | | 36 | | | 136,4 | | | | | | 84 | | Disc 340mm Disc 370mm, Disc 312mm |
| 1.5 eTSI (110 kW) Eng.DFYA 3/20-1/70 | | | | | | | | | | | | | | | | | | | | |
| 19-2364 | | | F | | | | | | 36 | | | 136,4 | | | | | | 84 | | Disc 340mm Disc 370mm, Disc 312mm |
| 1.5 TGi (96 kW) Eng.DHFA 5/21-1/70 | | | | | | | | | | | | | | | | | | | | |
| 19-2364 | | | F | | | | | | 36 | | | 136,4 | | | | | | 84 | | Disc 340mm Disc 370mm, Disc 312mm |
| 2.0 TDI (85 kW) Eng.DTRD 11/20-1/70 | | | | | | | | | | | | | | | | | | | | |
| 19-2364 | | | F | | | | | | 36 | | | 136,4 | | | | | | 84 | | Disc 340mm Disc 370mm, Disc 312mm |
| 2.0 TDI (110 kW) Eng.DSTB, DTTA (11.21-), DTTC (11.20-) 4/20-1/70 | | | | | | | | | | | | | | | | | | | | |
| 19-2364 | | | F | | | | | | 36 | | | 136,4 | | | | | | 84 | | Disc 340mm Disc 370mm, Disc 312mm |
| Marbella (28A) 8/86-10/98 | | | | | | | | | | | | | | | | | | | | |
| 0.8 (25 kW) Eng.08 NCA 8/86-12/93 | | | | | | | | | | | | | | | | | | | | |
| 19-1561 | | | F | | | | | | 20 | | | 117 | | | | | | 69,5 | | with Nut |
| 19-2694 | | | R | | | | | | | | | 116,9 | | | | | | 82 | | |
| 0.9 (29 kW) Eng.09 NCA, 100 GL 7000 1/87-12/93 | | | | | | | | | | | | | | | | | | | | |
| 19-1561 | | | F | | | | | | 20 | | | 117 | | | | | | 69,5 | | with Nut |
| 19-2694 | | | R | | | | | | | | | 116,9 | | | | | | 82 | | |

SEAT

| METELLI ref | Spare Parts | | F/R | L/R | | ABS | A | B | C | D | E | F | G | H | I | L | M | Fig | NOTE |
|--|-------------|--------|-----|-----|--|-----|---|----|----|----|-------|---|---|---|---|------|---|-----|----------|
| 0.9 (32 kW) Eng.08 NCB 7/97-10/98 | | | | | | | | | | | | | | | | | | | |
| 19-1561 | | | F | | | | | 20 | | | 117 | | | | | 69,5 | | | with Nut |
| 19-2694 | | | R | | | | | | | | 116,9 | | | | | 82 | | | |
| 0.9 Cat (29 kW) Eng.09 NCB, 100 GL 7000 1/90-11/96 | | | | | | | | | | | | | | | | | | | |
| 19-1561 | | | F | | | | | 20 | | | 117 | | | | | 69,5 | | | with Nut |
| 19-2694 | | | R | | | | | | | | 116,9 | | | | | 82 | | | |
| 0.9 Cat (30 kW) Eng.08 NCB 11/96-10/98 | | | | | | | | | | | | | | | | | | | |
| 19-1561 | | | F | | | | | 20 | | | 117 | | | | | 69,5 | | | with Nut |
| 19-2694 | | | R | | | | | | | | 116,9 | | | | | 82 | | | |
| Mii (KF1) 10/11-1/70 | | | | | | | | | | | | | | | | | | | |
| 1.0 (44 kW) Eng.CHYA 10/11-7/19 | | | | | | | | | | | | | | | | | | | |
| 19-8166 | | | R | | | | | | 28 | | 121 | | | | | 63,5 | | | |
| 19-8179 | | | F | | | | | | 36 | 66 | | | | | | 37 | | | |
| 1.0 (55 kW) Eng.CHYB 10/11-7/19 | | | | | | | | | | | | | | | | | | | |
| 19-8166 | | | R | | | | | | 28 | | 121 | | | | | 63,5 | | | |
| 19-8179 | | | F | | | | | | 36 | 66 | | | | | | 37 | | | |
| 1.0 EcoFuel (50 kW) Eng.CPGA 10/12-7/19 | | | | | | | | | | | | | | | | | | | |
| 19-8166 | | | R | | | | | | 28 | | 121 | | | | | 63,5 | | | |
| 19-8179 | | | F | | | | | | 36 | 66 | | | | | | 37 | | | |
| electric (61 kW) Eng.EBMA 1/20-1/70 | | | | | | | | | | | | | | | | | | | |
| 19-8166 | | | R | | | | | | 28 | | 121 | | | | | 63,5 | | | |
| 19-8179 | | | F | | | | | | 36 | 66 | | | | | | 37 | | | |
| Tarraco (KN2_) 9/18-1/70 | | | | | | | | | | | | | | | | | | | |
| 1.5 TSi ACT (110 kW) Eng.DADA, DPCA 9/18-1/70 | | | | | | | | | | | | | | | | | | | |
| 19-2364 | | -03/19 | F | | | | | 36 | | | 136,4 | | | | | 84 | | | |
| 19-2704 | | | R | | | | | | | | 136,9 | | | | | | | | |
| 19-2780 | | 04/19- | F | | | | | | | | 136 | | | | | 84 | | | |

SEAT

| METELLI ref | Spare Parts | | F/R | L/R | | | ABS | A | B | C | D | E | F | G | H | I | L | M | Fig | NOTE |
|--|-------------|--------|-----|-----|--|--|-----|---|----|-------|-------|-------|---|---|---|---|-------|---|-----|------|
| 2.0 TDi (110 kW) Eng.DFGA, DTSA (08.20-), DTSB (08.20-) 9/18-1/70 | | | | | | | | | | | | | | | | | | | | |
| 19-2364 | | -03/19 | F | | | | | | 36 | | | 136,4 | | | | | 84 | | | |
| 19-2704 | | | R | | | | | | | | | 136,9 | | | | | | | | |
| 19-2780 | | 04/19- | F | | | | | | | | | 136 | | | | | 84 | | | |
| 2.0 TDi 4Drive (110 kW) Eng.DFGA 9/18-1/70 | | | | | | | | | | | | | | | | | | | | |
| 19-2364 | | -03/19 | F | | | | | | 36 | | | 136,4 | | | | | 84 | | | |
| 19-2704 | | | R | | | | | | | | | 136,9 | | | | | | | | |
| 19-2780 | | 04/19- | F | | | | | | | | | 136 | | | | | 84 | | | |
| 2.0 TDi 4Drive (140 kW) Eng.DFHA 9/18-1/70 | | | | | | | | | | | | | | | | | | | | |
| 19-2364 | | -03/19 | F | | | | | | 36 | | | 136,4 | | | | | 84 | | | |
| 19-2704 | | | R | | | | | | | | | 136,9 | | | | | | | | |
| 19-2780 | | 04/19- | F | | | | | | | | | 136 | | | | | 84 | | | |
| 2.0 TSi 4Drive (140 kW) Eng.DKZA 11/18-1/70 | | | | | | | | | | | | | | | | | | | | |
| 19-2364 | | -03/19 | F | | | | | | 36 | | | 136,4 | | | | | 84 | | | |
| 19-2704 | | | R | | | | | | | | | 136,9 | | | | | | | | |
| 19-2780 | | 04/19- | F | | | | | | | | | 136 | | | | | 84 | | | |
| Toledo I (1L2) 5/91-3/99 | | | | | | | | | | | | | | | | | | | | |
| 1.6 i (52 kW) Eng.1F 5/91-12/93 | | | | | | | | | | | | | | | | | | | | |
| 19-2224 | | | F | | | | | | | 40 | 72 | | | | | | 37 | | | |
| 19-2500 | | | R | | | | | | | 17,46 | 50,29 | | | | | | 14,73 | | | |
| 1.6 i (54 kW) Eng.ABN, EZ 5/91-3/99 | | | | | | | | | | | | | | | | | | | | |
| 19-2224 | | | F | | | | | | | 40 | 72 | | | | | | 37 | | | |
| 19-2500 | | | R | | | | | | | 17,46 | 50,29 | | | | | | 14,73 | | | |
| 1.6 i (55 kW) Eng.1F 1/93-3/99 | | | | | | | | | | | | | | | | | | | | |
| 19-2224 | | | F | | | | | | | 40 | 72 | | | | | | 37 | | | |
| 19-2500 | | | R | | | | | | | 17,46 | 50,29 | | | | | | 14,73 | | | |
| 1.6 i (74 kW) Eng.AFT 11/96-3/99 | | | | | | | | | | | | | | | | | | | | |
| 19-2224 | | | F | | | | | | | 40 | 72 | | | | | | 37 | | | |

SEAT

| METELLI ref | Spare Parts | F/R | L/R | ABS | A | B | C | D | E | F | G | H | I | L | M | Fig | NOTE |
|--|-------------|-----|-----|-----|---|---|-------|-------|---|---|---|---|---|-------|---|-----|------|
| 19-2500 | | R | | | | | 17,46 | 50,29 | | | | | | 14,73 | | | |
| 1.8 16V (92 kW) Eng.PL 5/91-3/99 | | | | | | | | | | | | | | | | | |
| 19-2224 | | F | | | | | 40 | 72 | | | | | | 37 | | | |
| 19-2500 | | R | | | | | 17,46 | 50,29 | | | | | | 14,73 | | | |
| 1.8 16V (98 kW) Eng.KR 5/91-3/99 | | | | | | | | | | | | | | | | | |
| 19-2224 | | F | | | | | 40 | 72 | | | | | | 37 | | | |
| 19-2500 | | R | | | | | 17,46 | 50,29 | | | | | | 14,73 | | | |
| 1.8 i (65 kW) Eng.RP 5/91-12/96 | | | | | | | | | | | | | | | | | |
| 19-2224 | | F | | | | | 40 | 72 | | | | | | 37 | | | |
| 19-2500 | | R | | | | | 17,46 | 50,29 | | | | | | 14,73 | | | |
| 1.8 i (66 kW) Eng.ABS (-.07.94), ACC, ADZ (07.94-.) 11/93-12/96 | | | | | | | | | | | | | | | | | |
| 19-2224 | | F | | | | | 40 | 72 | | | | | | 37 | | | |
| 19-2500 | | R | | | | | 17,46 | 50,29 | | | | | | 14,73 | | | |
| 1.9 D (47 kW) Eng.1Y 12/95-3/99 | | | | | | | | | | | | | | | | | |
| 19-2224 | | F | | | | | 40 | 72 | | | | | | 37 | | | |
| 19-2500 | | R | | | | | 17,46 | 50,29 | | | | | | 14,73 | | | |
| 1.9 D (50 kW) Eng.1Y 5/91-3/99 | | | | | | | | | | | | | | | | | |
| 19-2224 | | F | | | | | 40 | 72 | | | | | | 37 | | | |
| 19-2500 | | R | | | | | 17,46 | 50,29 | | | | | | 14,73 | | | |
| 1.9 TD (55 kW) Eng.AAZ 5/91-3/99 | | | | | | | | | | | | | | | | | |
| 19-2224 | | F | | | | | 40 | 72 | | | | | | 37 | | | |
| 19-2500 | | R | | | | | 17,46 | 50,29 | | | | | | 14,73 | | | |
| 1.9 TDI (66 kW) Eng.1Z, AHU 8/95-3/99 | | | | | | | | | | | | | | | | | |
| 19-2224 | | F | | | | | 40 | 72 | | | | | | 37 | | | |
| 19-2500 | | R | | | | | 17,46 | 50,29 | | | | | | 14,73 | | | |
| 1.9 TDI (81 kW) Eng.AFN 11/96-3/99 | | | | | | | | | | | | | | | | | |
| 19-2224 | | F | | | | | 40 | 72 | | | | | | 37 | | | |
| 19-2500 | | R | | | | | 17,46 | 50,29 | | | | | | 14,73 | | | |

SEAT

| METELLI ref | Spare Parts | | F/R | L/R | | | ABS | A | B | C | D | E | F | G | H | I | L | M | Fig | NOTE |
|--|-------------|--|-----|-----|--|--|-----|---|---|-------|-------|-----|---|---|---|---|---|---|-------|------|
| 2.0 i (85 kW) Eng.2E (05.91-06.96), AGG (03.96-.) 5/91-3/99 | | | | | | | | | | | | | | | | | | | | |
| 19-2224 | | | F | | | | | | | 40 | 72 | | | | | | | | 37 | |
| 2.0 i 16V (110 kW) Eng.ABF 11/93-3/99 | | | | | | | | | | | | | | | | | | | | |
| 19-2225 | | | F | | | | | | | 40 | 72,1 | | | | | | | | 37 | |
| 19-2500 | | | R | | | | | | | 17,46 | 50,29 | | | | | | | | 14,73 | |
| Toledo II (1M2) 10/98-5/06 | | | | | | | | | | | | | | | | | | | | |
| 1.4 16V (55 kW) Eng.AHW, APE, AXP, BCA 1/00-5/02 | | | | | | | | | | | | | | | | | | | | |
| 19-1595 | | | F | | | | | | | 40 | 74 | | | | | | | | 40 | |
| 19-2499 | | | R | | | | 43 | | | 30 | | 120 | | | | | | | 63,5 | |
| 1.6 (74 kW) Eng.AEH, AKL 10/98-7/04 | | | | | | | | | | | | | | | | | | | | |
| 19-1595 | | | F | | | | | | | 40 | 74 | | | | | | | | 40 | |
| 19-2499 | | | R | | | | 43 | | | 30 | | 120 | | | | | | | 63,5 | |
| 1.6 16V (77 kW) Eng.AUS, AZD, BCB 6/00-5/06 | | | | | | | | | | | | | | | | | | | | |
| 19-1595 | | | F | | | | | | | 40 | 74 | | | | | | | | 40 | |
| 19-2499 | | | R | | | | 43 | | | 30 | | 120 | | | | | | | 63,5 | |
| 1.8 20V (92 kW) Eng.AGN, APG (05.99-.) 10/98-7/04 | | | | | | | | | | | | | | | | | | | | |
| 19-1595 | | | F | | | | | | | 40 | 74 | | | | | | | | 40 | |
| 19-2499 | | | R | | | | 43 | | | 30 | | 120 | | | | | | | 63,5 | |
| 1.8 20VT (132 kW) Eng.APP, ARY, AUQ 9/00-7/04 | | | | | | | | | | | | | | | | | | | | |
| 19-1595 | | | F | | | | | | | 40 | 74 | | | | | | | | 40 | |
| 19-2499 | | | R | | | | 43 | | | 30 | | 120 | | | | | | | 63,5 | |
| 1.9 TDI (66 kW) Eng.AGR, ALH (04.99-.) 3/99-7/04 | | | | | | | | | | | | | | | | | | | | |
| 19-1595 | | | F | | | | | | | 40 | 74 | | | | | | | | 40 | |
| 19-2499 | | | R | | | | 43 | | | 30 | | 120 | | | | | | | 63,5 | |
| 1.9 TDI (81 kW) Eng.AHF, ASV 10/98-7/04 | | | | | | | | | | | | | | | | | | | | |
| 19-1595 | | | F | | | | | | | 40 | 74 | | | | | | | | 40 | |
| 19-2499 | | | R | | | | 43 | | | 30 | | 120 | | | | | | | 63,5 | |

SEAT

| METELLI ref | Spare Parts | | F/R | L/R | | | ABS | A | B | C | D | E | F | G | H | I | L | M | Fig | NOTE |
|---|-------------|--------|-----|-----|--|--|-----|---|---|---|---|-------|---|---|---|---|----|---|-----|------------|
| 19-2780 | | | F | | | | | | | | | 136 | | | | | 84 | | | Disc 280mm |
| 1.9 TDI (77 kW) Eng.BJB, BKC, BLS, BXE 10/04-5/09 | | | | | | | | | | | | | | | | | | | | |
| 19-2317 | | | F | | | | | | | | | 137 | | | | | 84 | | | Disc 288mm |
| 19-2704 | | | R | | | | | | | | | 136,9 | | | | | | | | |
| 19-2780 | | 06/05- | F | | | | | | | | | 136 | | | | | 84 | | | Disc 280mm |
| 2.0 FSI (110 kW) Eng.BLR, BLY, BVY, BVZ 10/04-5/09 | | | | | | | | | | | | | | | | | | | | |
| 19-2317 | | | F | | | | | | | | | 137 | | | | | 84 | | | Disc 288mm |
| 19-2704 | | | R | | | | | | | | | 136,9 | | | | | | | | |
| 19-2780 | | 06/05- | F | | | | | | | | | 136 | | | | | 84 | | | Disc 280mm |
| 2.0 TDI (100 kW) Eng.AZV 9/04-5/09 | | | | | | | | | | | | | | | | | | | | |
| 19-2317 | | | F | | | | | | | | | 137 | | | | | 84 | | | Disc 288mm |
| 19-2704 | | | R | | | | | | | | | 136,9 | | | | | | | | |
| 19-2780 | | 06/05- | F | | | | | | | | | 136 | | | | | 84 | | | Disc 280mm |
| 2.0 TDI (103 kW) Eng.BMM 11/05-5/09 | | | | | | | | | | | | | | | | | | | | |
| 19-2317 | | | F | | | | | | | | | 137 | | | | | 84 | | | Disc 288mm |
| 19-2704 | | | R | | | | | | | | | 136,9 | | | | | | | | |
| 2.0 TDI (125 kW) Eng.BMN, CEGA 1/06-5/09 | | | | | | | | | | | | | | | | | | | | |
| 19-2317 | | | F | | | | | | | | | 137 | | | | | 84 | | | Disc 288mm |
| 19-2704 | | | R | | | | | | | | | 136,9 | | | | | | | | |
| 19-2780 | | | F | | | | | | | | | 136 | | | | | 84 | | | Disc 280mm |
| 2.0 TDI 16V (103 kW) Eng.BKD 4/04-5/09 | | | | | | | | | | | | | | | | | | | | |
| 19-2317 | | | F | | | | | | | | | 137 | | | | | 84 | | | Disc 288mm |
| 19-2704 | | | R | | | | | | | | | 136,9 | | | | | | | | |
| 19-2780 | | 06/05- | F | | | | | | | | | 136 | | | | | 84 | | | Disc 280mm |
| 2.0 TFSI (147 kW) Eng.BWA 11/05-5/09 | | | | | | | | | | | | | | | | | | | | |
| 19-2317 | | | F | | | | | | | | | 137 | | | | | 84 | | | Disc 288mm |
| 19-2704 | | | R | | | | | | | | | 136,9 | | | | | | | | |

SEAT

| METELLI ref | Spare Parts | | F/R | L/R | | ABS | A | B | C | D | E | F | G | H | I | L | M | Fig | NOTE |
|--|-------------|--|-----|-----|--|-----|---|----|---|----|-------|---|---|---|---|---|---|------|------|
| 1.6 TDI (77 kW) Eng.CAYC, CLNA 7/12-6/15 | | | | | | | | | | | | | | | | | | | |
| 19-1587 | | | F | | | | | 36 | | 72 | 126,5 | | | | | | | 82,6 | |
| 1.6 TDI (85 kW) Eng.CXMA 5/15-4/19 | | | | | | | | | | | | | | | | | | | |
| 19-1587 | | | F | | | | | 36 | | 72 | 126,5 | | | | | | | 82,6 | |

SEAT LCV

Cordoba Vario Box body / Van / SW Van (6K5) 8/00-12/02

1.9 TDI (81 kW) Eng.ASV 8/00-12/02

| | | | | | | | | | | | | | | | | | | | |
|---------|--|--|---|--|--|--|--|----|----|--|--|--|--|--|--|--|--|----|--|
| 19-2224 | | | F | | | | | 40 | 72 | | | | | | | | | 37 | |
|---------|--|--|---|--|--|--|--|----|----|--|--|--|--|--|--|--|--|----|--|

Ibiza Sportcoupe Box body / Hatchback (6J1) 4/08-1/70

1.2 (51 kW) Eng.CGPA 4/08-5/15

| | | | | | | | | | | | | | | | | | | | |
|---------|--|--|---|--|--|--|--|----|----|----|-------|--|--|--|--|--|--|------|--|
| 19-1587 | | | F | | | | | 36 | | 72 | 126,5 | | | | | | | 82,6 | |
| 19-2558 | | | R | | | | | 30 | 28 | | 120 | | | | | | | 63 | |

1.2 TDI (55 kW) Eng.CFWA 5/10-5/15

| | | | | | | | | | | | | | | | | | | | |
|---------|--|--|---|--|--|--|--|----|----|----|-------|--|--|--|--|--|--|------|--|
| 19-1587 | | | F | | | | | 36 | | 72 | 126,5 | | | | | | | 82,6 | |
| 19-2558 | | | R | | | | | 30 | 28 | | 120 | | | | | | | 63 | |

1.6 TDI (66 kW) Eng.CAYB 5/09-5/15

| | | | | | | | | | | | | | | | | | | | |
|---------|--|--|---|--|--|--|--|----|----|----|-------|--|--|--|--|--|--|------|--|
| 19-1587 | | | F | | | | | 36 | | 72 | 126,5 | | | | | | | 82,6 | |
| 19-2558 | | | R | | | | | 30 | 28 | | 120 | | | | | | | 63 | |

Inca (6K9) 11/95-6/03

1.4 16V (55 kW) Eng.AUA 4/00-6/03

| | | | | | | | | | | | | | | | | | | | |
|---------|--|--------|---|--|--|----|--|----|----|-------|--|--|--|--|--|--|--|------|--|
| 19-2224 | | -05/03 | F | | | | | 40 | 72 | | | | | | | | | 37 | |
| 19-2465 | | -05/03 | R | | | 43 | | 30 | | 119,8 | | | | | | | | 63,5 | |

1.4 i (44 kW) Eng.AEX (05.97-12.97), AKV (12.97-), APQ (12.97-), A 11/95-6/03

| | | | | | | | | | | | | | | | | | | | |
|---------|--|-------------|---|--|--|----|--|----|----|-------|--|--|--|--|--|--|--|------|--|
| 19-2224 | | -05/03 | F | | | | | 40 | 72 | | | | | | | | | 37 | |
| 19-2465 | | 05/99-05/03 | R | | | 43 | | 30 | | 119,8 | | | | | | | | 63,5 | |

SEAT LCV

| METELLI ref | Spare Parts | | F/R | L/R | | ABS | A | B | C | D | E | F | G | H | I | L | M | Fig | NOTE |
|--|-------------|-------------|-----|-----|--|-----|---|---|-------|-------|-------|---|---|---|---|-------|---|-----|------|
| 19-2501 | | -05/97 | R | | | | | | 19,05 | 50,29 | | | | | | 15,49 | | | |
| 19-2548 | | 05/97-05/99 | R | | | | | | 19,05 | 50,29 | | | | | | 16,64 | | | |
| 1.6 i (55 kW) Eng.1F 11/95-5/98 | | | | | | | | | | | | | | | | | | | |
| 19-2224 | | | F | | | | | | 40 | 72 | | | | | | 37 | | | |
| 19-2501 | | -05/97 | R | | | | | | 19,05 | 50,29 | | | | | | 15,49 | | | |
| 19-2548 | | 05/97- | R | | | | | | 19,05 | 50,29 | | | | | | 16,64 | | | |
| 1.6 i (55 kW) Eng.AEE, ALM 6/97-9/00 | | | | | | | | | | | | | | | | | | | |
| 19-2224 | | | F | | | | | | 40 | 72 | | | | | | 37 | | | |
| 19-2465 | | 05/99- | R | | | 43 | | | 30 | | 119,8 | | | | | 63,5 | | | |
| 19-2548 | | -05/99 | R | | | | | | 19,05 | 50,29 | | | | | | 16,64 | | | |
| 1.7 D (42 kW) Eng.AHB (09.96-.) 9/96-6/03 | | | | | | | | | | | | | | | | | | | |
| 19-2224 | | -05/03 | F | | | | | | 40 | 72 | | | | | | 37 | | | |
| 19-2465 | | 05/99-05/03 | R | | | 43 | | | 30 | | 119,8 | | | | | 63,5 | | | |
| 19-2501 | | -05/97 | R | | | | | | 19,05 | 50,29 | | | | | | 15,49 | | | |
| 19-2548 | | 05/97-05/99 | R | | | | | | 19,05 | 50,29 | | | | | | 16,64 | | | |
| 1.9 D (47 kW) Eng.1Y 11/95-6/03 | | | | | | | | | | | | | | | | | | | |
| 19-2224 | | -05/03 | F | | | | | | 40 | 72 | | | | | | 37 | | | |
| 19-2465 | | 05/99-05/03 | R | | | 43 | | | 30 | | 119,8 | | | | | 63,5 | | | |
| 19-2501 | | -05/97 | R | | | | | | 19,05 | 50,29 | | | | | | 15,49 | | | |
| 19-2548 | | 05/97-05/99 | R | | | | | | 19,05 | 50,29 | | | | | | 16,64 | | | |
| 1.9 SDI (47 kW) Eng.AEY (-.09.00), AYQ (09.00-.) 11/95-6/03 | | | | | | | | | | | | | | | | | | | |
| 19-2224 | | -05/03 | F | | | | | | 40 | 72 | | | | | | 37 | | | |
| 19-2465 | | 05/99-05/03 | R | | | 43 | | | 30 | | 119,8 | | | | | 63,5 | | | |
| 19-2501 | | -05/97 | R | | | | | | 19,05 | 50,29 | | | | | | 15,49 | | | |
| 19-2548 | | 05/97-05/99 | R | | | | | | 19,05 | 50,29 | | | | | | 16,64 | | | |
| 1.9 TDI (66 kW) Eng.ALH 9/96-6/03 | | | | | | | | | | | | | | | | | | | |
| 19-2224 | | -05/03 | F | | | | | | 40 | 72 | | | | | | 37 | | | |
| 19-2465 | | 05/99-05/03 | R | | | 43 | | | 30 | | 119,8 | | | | | 63,5 | | | |
| 19-2501 | | -05/97 | R | | | | | | 19,05 | 50,29 | | | | | | 15,49 | | | |

SEAT LCV

| METELLI ref | Spare Parts | | F/R | L/R | | | ABS | A | B | C | D | E | F | G | H | I | L | M | Fig | NOTE |
|---|-------------|-------------|-----|-----|--|--|-----|---|----|-------|-------|-------|---|---|---|---|-------|----|-----|------------|
| 19-2548 | | 05/97-05/99 | R | | | | | | | 19,05 | 50,29 | | | | | | 16,64 | | | |
| Leon Box body / Hatchback (5F1) 9/12-1/70 | | | | | | | | | | | | | | | | | | | | |
| 1.0 TSI (85 kW) Eng.CHZD 5/15-8/20 | | | | | | | | | | | | | | | | | | | | |
| 19-2364 | | | F | | | | | | 36 | | | 136,4 | | | | | | 84 | | Disc 312mm |
| 19-2705 | | | R | | | | | | 30 | | | 136,5 | | | | | | | | |
| 19-2780 | | | F | | | | | | | | | 136 | | | | | | 84 | | Disc 288mm |
| 1.2 TSI (63 kW) Eng.CJZB, CYVA 1/13-8/18 | | | | | | | | | | | | | | | | | | | | |
| 19-2364 | | | F | | | | | | 36 | | | 136,4 | | | | | | 84 | | Disc 312mm |
| 19-2705 | | | R | | | | | | 30 | | | 136,5 | | | | | | | | |
| 19-2780 | | | F | | | | | | | | | 136 | | | | | | 84 | | Disc 288mm |
| 1.2 TSI (81 kW) Eng.CYVB 4/14-8/18 | | | | | | | | | | | | | | | | | | | | |
| 19-2364 | | | F | | | | | | 36 | | | 136,4 | | | | | | 84 | | Disc 312mm |
| 19-2705 | | | R | | | | | | 30 | | | 136,5 | | | | | | | | |
| 19-2780 | | | F | | | | | | | | | 136 | | | | | | 84 | | Disc 288mm |
| 1.4 TSI (90 kW) Eng.CMBA, CXSA 9/12-10/16 | | | | | | | | | | | | | | | | | | | | |
| 19-2364 | | | F | | | | | | 36 | | | 136,4 | | | | | | 84 | | Disc 312mm |
| 19-2705 | | | R | | | | | | 30 | | | 136,5 | | | | | | | | |
| 19-2780 | | | F | | | | | | | | | 136 | | | | | | 84 | | Disc 288mm |
| 1.4 TSI (103 kW) Eng.CHPA, CPTA 9/12-10/16 | | | | | | | | | | | | | | | | | | | | |
| 19-2364 | | | F | | | | | | 36 | | | 136,4 | | | | | | 84 | | Disc 312mm |
| 19-2705 | | | R | | | | | | 30 | | | 136,5 | | | | | | | | |
| 19-2780 | | | F | | | | | | | | | 136 | | | | | | 84 | | Disc 288mm |
| 1.4 TSI (110 kW) Eng.CZEA 5/14-8/20 | | | | | | | | | | | | | | | | | | | | |
| 19-2364 | | | F | | | | | | 36 | | | 136,4 | | | | | | 84 | | Disc 312mm |
| 19-2705 | | | R | | | | | | 30 | | | 136,5 | | | | | | | | |
| 19-2780 | | | F | | | | | | | | | 136 | | | | | | 84 | | Disc 288mm |
| 1.6 TDI (66 kW) Eng.CLHB 11/12-10/16 | | | | | | | | | | | | | | | | | | | | |
| 19-2364 | | | F | | | | | | 36 | | | 136,4 | | | | | | 84 | | Disc 312mm |

SEAT LCV

| METELLI ref | Spare Parts | | F/R | L/R | | ABS | A | B | C | D | E | F | G | H | I | L | M | Fig | NOTE |
|---|-------------|--|-----|-----|--|-----|---|----|---|---|-------|---|---|---|---|----|---|-----|------------|
| 19-2705 | | | R | | | | | 30 | | | 136,5 | | | | | | | | |
| 19-2780 | | | F | | | | | | | | 136 | | | | | 84 | | | Disc 288mm |
| 1.6 TDI (77 kW) Eng.CLHA 9/12-10/16 | | | | | | | | | | | | | | | | | | | |
| 19-2364 | | | F | | | | | 36 | | | 136,4 | | | | | 84 | | | Disc 312mm |
| 19-2705 | | | R | | | | | 30 | | | 136,5 | | | | | | | | |
| 19-2780 | | | F | | | | | | | | 136 | | | | | 84 | | | Disc 288mm |
| 1.6 TDI (81 kW) Eng.CRKB, CXXB, DBKA 9/13-10/16 | | | | | | | | | | | | | | | | | | | |
| 19-2364 | | | F | | | | | 36 | | | 136,4 | | | | | 84 | | | Disc 312mm |
| 19-2705 | | | R | | | | | 30 | | | 136,5 | | | | | | | | |
| 19-2780 | | | F | | | | | | | | 136 | | | | | 84 | | | Disc 288mm |
| 1.6 TDI (85 kW) Eng.DDYA 11/16-8/20 | | | | | | | | | | | | | | | | | | | |
| 19-2705 | | | R | | | | | 30 | | | 136,5 | | | | | | | | |
| 19-2780 | | | F | | | | | | | | 136 | | | | | 84 | | | Disc 288mm |
| 1.8 TFSI (132 kW) Eng.CJSA 2/13-8/18 | | | | | | | | | | | | | | | | | | | |
| 19-2364 | | | F | | | | | 36 | | | 136,4 | | | | | 84 | | | Disc 312mm |
| 19-2705 | | | R | | | | | 30 | | | 136,5 | | | | | | | | |
| 19-2780 | | | F | | | | | | | | 136 | | | | | 84 | | | Disc 288mm |
| 2.0 Cupra (213 kW) Eng.CJXH 9/15-10/16 | | | | | | | | | | | | | | | | | | | |
| 19-2364 | | | F | | | | | 36 | | | 136,4 | | | | | 84 | | | Disc 312mm |
| 19-2705 | | | R | | | | | 30 | | | 136,5 | | | | | | | | |
| 19-2780 | | | F | | | | | | | | 136 | | | | | 84 | | | Disc 288mm |
| 2.0 Cupra (221 kW) Eng.CJXC 1/17-8/18 | | | | | | | | | | | | | | | | | | | |
| 19-2364 | | | F | | | | | 36 | | | 136,4 | | | | | 84 | | | Disc 312mm |
| 19-2705 | | | R | | | | | 30 | | | 136,5 | | | | | | | | |
| 19-2780 | | | F | | | | | | | | 136 | | | | | 84 | | | Disc 288mm |
| 2.0 TDI (110 kW) Eng.CKFC, CRMB 10/12-8/18 | | | | | | | | | | | | | | | | | | | |
| 19-2364 | | | F | | | | | 36 | | | 136,4 | | | | | 84 | | | Disc 312mm |
| 19-2705 | | | R | | | | | 30 | | | 136,5 | | | | | | | | |
| 19-2780 | | | F | | | | | | | | 136 | | | | | 84 | | | Disc 288mm |

SEAT LCV

| METELLI ref | Spare Parts | | F/R | L/R | | ABS | A | B | C | D | E | F | G | H | I | L | M | Fig | NOTE | |
|--|-------------|--|-----|-----|--|-----|---|----|---|---|-------|---|---|---|---|---|---|-----|------|------------|
| 2.0 TDI (135 kW) Eng.CUNA, CUPA 2/13-8/18 | | | | | | | | | | | | | | | | | | | | |
| 19-2364 | | | F | | | | | 36 | | | 136,4 | | | | | | | 84 | | Disc 312mm |
| 19-2705 | | | R | | | | | 30 | | | 136,5 | | | | | | | | | |
| 19-2780 | | | F | | | | | | | | 136 | | | | | | | 84 | | Disc 288mm |
| Leon ST Box body / Van / SW Van (5F8) 1/13-1/70 | | | | | | | | | | | | | | | | | | | | |
| 1.0 TSI (85 kW) Eng.CHZD 5/15-8/20 | | | | | | | | | | | | | | | | | | | | |
| 19-2364 | | | F | | | | | 36 | | | 136,4 | | | | | | | 84 | | Disc 312mm |
| 19-2705 | | | R | | | | | 30 | | | 136,5 | | | | | | | | | |
| 19-2780 | | | F | | | | | | | | 136 | | | | | | | 84 | | Disc 288mm |
| 1.2 TSI (63 kW) Eng.CJZB, CYVA 1/13-8/18 | | | | | | | | | | | | | | | | | | | | |
| 19-2364 | | | F | | | | | 36 | | | 136,4 | | | | | | | 84 | | Disc 312mm |
| 19-2705 | | | R | | | | | 30 | | | 136,5 | | | | | | | | | |
| 19-2780 | | | F | | | | | | | | 136 | | | | | | | 84 | | Disc 288mm |
| 1.2 TSI (81 kW) Eng.CYVB 5/14-8/18 | | | | | | | | | | | | | | | | | | | | |
| 19-2364 | | | F | | | | | 36 | | | 136,4 | | | | | | | 84 | | Disc 312mm |
| 19-2705 | | | R | | | | | 30 | | | 136,5 | | | | | | | | | |
| 19-2780 | | | F | | | | | | | | 136 | | | | | | | 84 | | Disc 288mm |
| 1.4 TSI (110 kW) Eng.CZDA, CZEA 5/14-8/20 | | | | | | | | | | | | | | | | | | | | |
| 19-2364 | | | F | | | | | 36 | | | 136,4 | | | | | | | 84 | | Disc 312mm |
| 19-2705 | | | R | | | | | 30 | | | 136,5 | | | | | | | | | |
| 19-2780 | | | F | | | | | | | | 136 | | | | | | | 84 | | Disc 288mm |
| 1.6 TDI (81 kW) Eng.CRKB, CXXB, DBKA 9/13-8/20 | | | | | | | | | | | | | | | | | | | | |
| 19-2364 | | | F | | | | | 36 | | | 136,4 | | | | | | | 84 | | Disc 312mm |
| 19-2705 | | | R | | | | | 30 | | | 136,5 | | | | | | | | | |
| 19-2780 | | | F | | | | | | | | 136 | | | | | | | 84 | | Disc 288mm |
| 1.6 TDI (85 kW) Eng.DDYA 11/16-8/20 | | | | | | | | | | | | | | | | | | | | |
| 19-2364 | | | F | | | | | 36 | | | 136,4 | | | | | | | 84 | | Disc 312mm |
| 19-2705 | | | R | | | | | 30 | | | 136,5 | | | | | | | | | |

SEAT LCV

| METELLI ref | Spare Parts | | F/R | L/R | | ABS | A | B | C | D | E | F | G | H | I | L | M | Fig | NOTE |
|--|-------------|--|-----|-----|--|-----|---|----|---|---|-------|---|---|---|---|----|----|-----|------------|
| 19-2780 | | | F | | | | | | | | 136 | | | | | 84 | | | Disc 288mm |
| 1.8 TFSI (132 kW) Eng.CJSA 10/13-8/18 | | | | | | | | | | | | | | | | | | | |
| 19-2364 | | | F | | | | | 36 | | | 136,4 | | | | | | 84 | | Disc 312mm |
| 19-2705 | | | R | | | | | 30 | | | 136,5 | | | | | | | | |
| 19-2780 | | | F | | | | | | | | 136 | | | | | | 84 | | Disc 288mm |
| 2.0 Cupra (206 kW) Eng.CJXA 10/13-8/20 | | | | | | | | | | | | | | | | | | | |
| 19-2364 | | | F | | | | | 36 | | | 136,4 | | | | | | 84 | | Disc 312mm |
| 19-2705 | | | R | | | | | 30 | | | 136,5 | | | | | | | | |
| 19-2780 | | | F | | | | | | | | 136 | | | | | | 84 | | Disc 288mm |
| 2.0 Cupra (221 kW) Eng.CJXC 11/16-8/18 | | | | | | | | | | | | | | | | | | | |
| 19-2364 | | | F | | | | | 36 | | | 136,4 | | | | | | 84 | | Disc 312mm |
| 19-2705 | | | R | | | | | 30 | | | 136,5 | | | | | | | | |
| 19-2780 | | | F | | | | | | | | 136 | | | | | | 84 | | Disc 288mm |
| 2.0 Cupra 4Drive (221 kW) Eng.CJXC 11/16-8/18 | | | | | | | | | | | | | | | | | | | |
| 19-2364 | | | F | | | | | 36 | | | 136,4 | | | | | | 84 | | Disc 312mm |
| 19-2780 | | | F | | | | | | | | 136 | | | | | | 84 | | Disc 288mm |
| 2.0 TDI (110 kW) Eng.CKFC, CRBC, CRLB, CRMB 4/13-8/18 | | | | | | | | | | | | | | | | | | | |
| 19-2364 | | | F | | | | | 36 | | | 136,4 | | | | | | 84 | | Disc 312mm |
| 19-2705 | | | R | | | | | 30 | | | 136,5 | | | | | | | | |
| 19-2780 | | | F | | | | | | | | 136 | | | | | | 84 | | Disc 288mm |
| 2.0 TDI (135 kW) Eng.CUNA, CUPA 8/13-8/18 | | | | | | | | | | | | | | | | | | | |
| 19-2364 | | | F | | | | | 36 | | | 136,4 | | | | | | 84 | | Disc 312mm |
| 19-2705 | | | R | | | | | 30 | | | 136,5 | | | | | | | | |
| 19-2780 | | | F | | | | | | | | 136 | | | | | | 84 | | Disc 288mm |
| 2.0 TDI 4Drive (110 kW) Eng.CRBC, CRLB 9/14-8/18 | | | | | | | | | | | | | | | | | | | |
| 19-2364 | | | F | | | | | 36 | | | 136,4 | | | | | | 84 | | Disc 312mm |
| 19-2780 | | | F | | | | | | | | 136 | | | | | | 84 | | Disc 288mm |
| 2.0 TDI 4Drive (135 kW) Eng.CUNA 10/14-8/18 | | | | | | | | | | | | | | | | | | | |
| 19-2364 | | | F | | | | | 36 | | | 136,4 | | | | | | 84 | | Disc 312mm |

SEAT LCV

| METELLI ref | Spare Parts | | F/R | L/R | | | ABS | A | B | C | D | E | F | G | H | I | L | M | Fig | NOTE |
|---|-------------|--|-----|-----|--|--|-----|---|----|---|---|-------|---|---|---|---|------|---|-----|------------|
| 19-2780 | | | F | | | | | | | | | 136 | | | | | 84 | | | Disc 288mm |
| Marbella Van (028A) 1/87-5/99 | | | | | | | | | | | | | | | | | | | | |
| 0.8 (25 kW) Eng.08 NCA 1/87-12/93 | | | | | | | | | | | | | | | | | | | | |
| 19-1561 | | | F | | | | | | 20 | | | 117 | | | | | 69,5 | | | with Nut |
| 19-2694 | | | R | | | | | | | | | 116,9 | | | | | 82 | | | |
| 0.9 (29 kW) Eng.09 NCA 1/87-12/93 | | | | | | | | | | | | | | | | | | | | |
| 19-1561 | | | F | | | | | | 20 | | | 117 | | | | | 69,5 | | | with Nut |
| 19-2694 | | | R | | | | | | | | | 116,9 | | | | | 82 | | | |
| 0.9 (30 kW) Eng.- 5/95-5/99 | | | | | | | | | | | | | | | | | | | | |
| 19-1561 | | | F | | | | | | 20 | | | 117 | | | | | 69,5 | | | |
| 19-2694 | | | R | | | | | | | | | 116,9 | | | | | 82 | | | |
| 0.9 Cat (29 kW) Eng.09 NCB 1/87-12/93 | | | | | | | | | | | | | | | | | | | | |
| 19-1561 | | | F | | | | | | 20 | | | 117 | | | | | 69,5 | | | with Nut |
| 19-2694 | | | R | | | | | | | | | 116,9 | | | | | 82 | | | |
| Terra Van (024A) 1/87-12/95 | | | | | | | | | | | | | | | | | | | | |
| 0.9 (29 kW) Eng.09 NCA 1/87-12/95 | | | | | | | | | | | | | | | | | | | | |
| 19-1561 | | | F | | | | | | 20 | | | 117 | | | | | 69,5 | | | |
| 19-2694 | | | R | | | | | | | | | 116,9 | | | | | 82 | | | |
| 0.9 Cat (29 kW) Eng.09 NCB 1/90-12/95 | | | | | | | | | | | | | | | | | | | | |
| 19-1561 | | | F | | | | | | 20 | | | 117 | | | | | 69,5 | | | |
| 19-2694 | | | R | | | | | | | | | 116,9 | | | | | 82 | | | |
| 1.3 D (33 kW) Eng.MN (03.90-02.92) 3/90-2/92 | | | | | | | | | | | | | | | | | | | | |
| 19-1561 | | | F | | | | | | 20 | | | 117 | | | | | 69,5 | | | |
| 19-2694 | | | R | | | | | | | | | 116,9 | | | | | 82 | | | |
| 1.4 D (35 kW) Eng.1 W (10.90-.) 10/90-2/92 | | | | | | | | | | | | | | | | | | | | |
| 19-1561 | | | F | | | | | | 20 | | | 117 | | | | | 69,5 | | | |

SEAT LCV

| METELLI ref | Spare Parts | | F/R | L/R | | ABS | A | B | C | D | E | F | G | H | I | L | M | Fig | NOTE |
|-------------|-------------|--|-----|-----|--|-----|---|---|---|---|-------|---|---|---|---|----|---|-----|------|
| 19-2694 | | | R | | | | | | | | 116,9 | | | | | 82 | | | |

SKODA

Citigo (NF1) 10/11-1/70

1.0 (44 kW) Eng.CHYA 10/11-8/19

| | | | | | | | | | | | | | | | | | | | |
|---------|--|--|---|--|--|--|--|--|----|----|-----|--|--|--|--|------|--|--|--|
| 19-8166 | | | R | | | | | | 28 | | 121 | | | | | 63,5 | | | |
| 19-8179 | | | F | | | | | | 36 | 66 | | | | | | 37 | | | |

1.0 (55 kW) Eng.CHYB 10/11-8/19

| | | | | | | | | | | | | | | | | | | | |
|---------|--|--|---|--|--|--|--|--|----|----|-----|--|--|--|--|------|--|--|--|
| 19-8166 | | | R | | | | | | 28 | | 121 | | | | | 63,5 | | | |
| 19-8179 | | | F | | | | | | 36 | 66 | | | | | | 37 | | | |

1.0 CNG (50 kW) Eng.CPGA 11/12-8/19

| | | | | | | | | | | | | | | | | | | | |
|---------|--|--|---|--|--|--|--|--|----|----|-----|--|--|--|--|------|--|--|--|
| 19-8166 | | | R | | | | | | 28 | | 121 | | | | | 63,5 | | | |
| 19-8179 | | | F | | | | | | 36 | 66 | | | | | | 37 | | | |

Fabia I (6Y2) 8/99-3/08

1.0 (37 kW) Eng.AQV, ARV 12/99-8/02

| | | | | | | | | | | | | | | | | | | | |
|---------|--|--|---|--|--|--|--|----|----|----|-------|--|--|--|--|------|--|--|--|
| 19-1587 | | | F | | | | | 36 | | 72 | 126,5 | | | | | 82,6 | | | |
| 19-2309 | | | F | | | | | | | 66 | 120,6 | | | | | 82,4 | | | |
| 19-2558 | | | R | | | | | 30 | 28 | | 120 | | | | | 63 | | | |

1.2 (40 kW) Eng.AWY, BMD 7/01-4/07

| | | | | | | | | | | | | | | | | | | | |
|---------|--|--|---|--|--|--|--|----|----|----|-------|--|--|--|--|------|--|--|------------------------|
| 19-1587 | | | F | | | | | 36 | | 72 | 126,5 | | | | | 82,6 | | | Disc 256mm, Disc 288mm |
| 19-2309 | | | F | | | | | | | 66 | 120,6 | | | | | 82,4 | | | |
| 19-2558 | | | R | | | | | 30 | 28 | | 120 | | | | | 63 | | | |
| 19-8148 | | | F | | | | | 36 | | 72 | 120,5 | | | | | 82 | | | Disc 239mm |

1.2 (47 kW) Eng.AZQ (01.03-), BME 1/03-3/08

| | | | | | | | | | | | | | | | | | | | |
|---------|--|--|---|--|--|--|--|----|----|----|-------|--|--|--|--|------|--|--|------------------------|
| 19-1587 | | | F | | | | | 36 | | 72 | 126,5 | | | | | 82,6 | | | Disc 256mm, Disc 288mm |
| 19-2309 | | | F | | | | | | | 66 | 120,6 | | | | | 82,4 | | | |
| 19-2558 | | | R | | | | | 30 | 28 | | 120 | | | | | 63 | | | |

SKODA

| METELLI ref | Spare Parts | | F/R | L/R | | | ABS | A | B | C | D | E | F | G | H | I | L | M | Fig | NOTE |
|--|-------------|--|-----|-----|--|--|-----|---|----|----|----|-------|---|---|---|---|------|---|-----|------------------------|
| 19-8148 | | | F | | | | | | 36 | | 72 | 120,5 | | | | | 82 | | | Disc 239mm |
| 1.4 (44 kW) Eng.AZE, AZF 8/00-8/02 | | | | | | | | | | | | | | | | | | | | |
| 19-1587 | | | F | | | | | | 36 | | 72 | 126,5 | | | | | 82,6 | | | |
| 19-2309 | | | F | | | | | | | | 66 | 120,6 | | | | | 82,4 | | | |
| 19-2558 | | | R | | | | | | 30 | 28 | | 120 | | | | | 63 | | | |
| 1.4 (50 kW) Eng.AME, AQW, ATZ 8/99-5/03 | | | | | | | | | | | | | | | | | | | | |
| 19-1587 | | | F | | | | | | 36 | | 72 | 126,5 | | | | | 82,6 | | | |
| 19-2309 | | | F | | | | | | | | 66 | 120,6 | | | | | 82,4 | | | |
| 19-2558 | | | R | | | | | | 30 | 28 | | 120 | | | | | 63 | | | |
| 1.4 16V (55 kW) Eng.AUA, BBY, BKY 12/99-3/08 | | | | | | | | | | | | | | | | | | | | |
| 19-1587 | | | F | | | | | | 36 | | 72 | 126,5 | | | | | 82,6 | | | Disc 256mm, Disc 288mm |
| 19-2309 | | | F | | | | | | | | 66 | 120,6 | | | | | 82,4 | | | |
| 19-2558 | | | R | | | | | | 30 | 28 | | 120 | | | | | 63 | | | |
| 19-8148 | | | F | | | | | | 36 | | 72 | 120,5 | | | | | 82 | | | Disc 239mm |
| 1.4 16V (74 kW) Eng.AUB, BBZ 12/99-3/08 | | | | | | | | | | | | | | | | | | | | |
| 19-1587 | | | F | | | | | | 36 | | 72 | 126,5 | | | | | 82,6 | | | Disc 256mm, Disc 288mm |
| 19-2309 | | | F | | | | | | | | 66 | 120,6 | | | | | 82,4 | | | |
| 19-2558 | | | R | | | | | | 30 | 28 | | 120 | | | | | 63 | | | |
| 19-8148 | | | F | | | | | | 36 | | 72 | 120,5 | | | | | 82 | | | Disc 239mm |
| 1.4 TDI (51 kW) Eng.BNM 10/05-3/08 | | | | | | | | | | | | | | | | | | | | |
| 19-1587 | | | F | | | | | | 36 | | 72 | 126,5 | | | | | 82,6 | | | Disc 288mm, Disc 256mm |
| 19-2309 | | | F | | | | | | | | 66 | 120,6 | | | | | 82,4 | | | |
| 19-2558 | | | R | | | | | | 30 | 28 | | 120 | | | | | 63 | | | |
| 19-8148 | | | F | | | | | | 36 | | 72 | 120,5 | | | | | 82 | | | Disc 239mm |
| 1.4 TDI (55 kW) Eng.AMF 4/03-3/08 | | | | | | | | | | | | | | | | | | | | |
| 19-1587 | | | F | | | | | | 36 | | 72 | 126,5 | | | | | 82,6 | | | Disc 256mm, Disc 288mm |
| 19-2309 | | | F | | | | | | | | 66 | 120,6 | | | | | 82,4 | | | |
| 19-2558 | | | R | | | | | | 30 | 28 | | 120 | | | | | 63 | | | |
| 19-8148 | | | F | | | | | | 36 | | 72 | 120,5 | | | | | 82 | | | Disc 239mm |

SKODA

| METELLI ref | Spare Parts | | F/R | L/R | | | ABS | A | B | C | D | E | F | G | H | I | L | M | Fig | NOTE |
|---|-------------|--|-----|-----|--|--|-----|---|----|----|----|-------|---|---|---|---|---|---|------|------------------------|
| 1.4 TDI (59 kW) Eng.BNV 10/05-3/08 | | | | | | | | | | | | | | | | | | | | |
| 19-1587 | | | F | | | | | | 36 | | 72 | 126,5 | | | | | | | 82,6 | Disc 288mm, Disc 256mm |
| 19-2309 | | | F | | | | | | | | 66 | 120,6 | | | | | | | 82,4 | |
| 19-2558 | | | R | | | | | | 30 | 28 | | 120 | | | | | | | 63 | |
| 19-8148 | | | F | | | | | | 36 | | 72 | 120,5 | | | | | | | 82 | Disc 239mm |
| 1.9 SDI (47 kW) Eng.ASY 12/99-3/08 | | | | | | | | | | | | | | | | | | | | |
| 19-1587 | | | F | | | | | | 36 | | 72 | 126,5 | | | | | | | 82,6 | Disc 256mm, Disc 288mm |
| 19-2309 | | | F | | | | | | | | 66 | 120,6 | | | | | | | 82,4 | |
| 19-2558 | | | R | | | | | | 30 | 28 | | 120 | | | | | | | 63 | |
| 19-8148 | | | F | | | | | | 36 | | 72 | 120,5 | | | | | | | 82 | Disc 239mm |
| 1.9 TDI (74 kW) Eng.ATD, AXR 1/00-3/08 | | | | | | | | | | | | | | | | | | | | |
| 19-1587 | | | F | | | | | | 36 | | 72 | 126,5 | | | | | | | 82,6 | Disc 256mm, Disc 288mm |
| 19-2309 | | | F | | | | | | | | 66 | 120,6 | | | | | | | 82,4 | |
| 19-2558 | | | R | | | | | | 30 | 28 | | 120 | | | | | | | 63 | |
| 19-8148 | | | F | | | | | | 36 | | 72 | 120,5 | | | | | | | 82 | Disc 239mm |
| 1.9 TDI RS (96 kW) Eng.ASZ, BLT 6/03-3/08 | | | | | | | | | | | | | | | | | | | | |
| 19-1587 | | | F | | | | | | 36 | | 72 | 126,5 | | | | | | | 82,6 | Disc 256mm, Disc 288mm |
| 19-2309 | | | F | | | | | | | | 66 | 120,6 | | | | | | | 82,4 | |
| 19-2558 | | | R | | | | | | 30 | 28 | | 120 | | | | | | | 63 | |
| 19-8148 | | | F | | | | | | 36 | | 72 | 120,5 | | | | | | | 82 | Disc 239mm |
| 2.0 (85 kW) Eng.AZL 12/99-3/08 | | | | | | | | | | | | | | | | | | | | |
| 19-1587 | | | F | | | | | | 36 | | 72 | 126,5 | | | | | | | 82,6 | Disc 256mm, Disc 288mm |
| 19-2309 | | | F | | | | | | | | 66 | 120,6 | | | | | | | 82,4 | |
| 19-2558 | | | R | | | | | | 30 | 28 | | 120 | | | | | | | 63 | |
| 19-8148 | | | F | | | | | | 36 | | 72 | 120,5 | | | | | | | 82 | Disc 239mm |
| Fabia I Combi (6Y5) 4/00-12/07 | | | | | | | | | | | | | | | | | | | | |
| 1.2 (40 kW) Eng.AWY, BMD 7/01-12/07 | | | | | | | | | | | | | | | | | | | | |
| 19-1587 | | | F | | | | | | 36 | | 72 | 126,5 | | | | | | | 82,6 | Disc 256mm, Disc 288mm |

SKODA

| METELLI ref | Spare Parts | | F/R | L/R | | | ABS | A | B | C | D | E | F | G | H | I | L | M | Fig | NOTE |
|--|-------------|--|-----|-----|--|--|-----|---|----|----|----|-------|---|---|---|---|------|---|-----|------------------------|
| 19-2309 | | | F | | | | | | | | 66 | 120,6 | | | | | 82,4 | | | |
| 19-2558 | | | R | | | | | | 30 | 28 | | 120 | | | | | 63 | | | |
| 19-8148 | | | F | | | | | | 36 | | 72 | 120,5 | | | | | 82 | | | Disc 239mm |
| 1.2 (47 kW) Eng.AZQ (01.03-), BME 1/03-12/07 | | | | | | | | | | | | | | | | | | | | |
| 19-1587 | | | F | | | | | | 36 | | 72 | 126,5 | | | | | 82,6 | | | Disc 256mm, Disc 288mm |
| 19-2309 | | | F | | | | | | | | 66 | 120,6 | | | | | 82,4 | | | |
| 19-2558 | | | R | | | | | | 30 | 28 | | 120 | | | | | 63 | | | |
| 19-8148 | | | F | | | | | | 36 | | 72 | 120,5 | | | | | 82 | | | Disc 239mm |
| 1.4 (44 kW) Eng.AZE, AZF 4/00-3/03 | | | | | | | | | | | | | | | | | | | | |
| 19-1587 | | | F | | | | | | 36 | | 72 | 126,5 | | | | | 82,6 | | | |
| 19-2309 | | | F | | | | | | | | 66 | 120,6 | | | | | 82,4 | | | |
| 19-2558 | | | R | | | | | | 30 | 28 | | 120 | | | | | 63 | | | |
| 1.4 (50 kW) Eng.AME, AQW, ATZ 4/00-5/03 | | | | | | | | | | | | | | | | | | | | |
| 19-1587 | | | F | | | | | | 36 | | 72 | 126,5 | | | | | 82,6 | | | |
| 19-2309 | | | F | | | | | | | | 66 | 120,6 | | | | | 82,4 | | | |
| 19-2558 | | | R | | | | | | 30 | 28 | | 120 | | | | | 63 | | | |
| 1.4 16V (55 kW) Eng.AUA, BBY, BKY 5/00-12/07 | | | | | | | | | | | | | | | | | | | | |
| 19-1587 | | | F | | | | | | 36 | | 72 | 126,5 | | | | | 82,6 | | | Disc 256mm, Disc 288mm |
| 19-2309 | | | F | | | | | | | | 66 | 120,6 | | | | | 82,4 | | | |
| 19-2558 | | | R | | | | | | 30 | 28 | | 120 | | | | | 63 | | | |
| 19-8148 | | | F | | | | | | 36 | | 72 | 120,5 | | | | | 82 | | | Disc 239mm |
| 1.4 16V (59 kW) Eng.BUD 4/06-12/07 | | | | | | | | | | | | | | | | | | | | |
| 19-1587 | | | F | | | | | | 36 | | 72 | 126,5 | | | | | 82,6 | | | Disc 288mm, Disc 256mm |
| 19-2309 | | | F | | | | | | | | 66 | 120,6 | | | | | 82,4 | | | |
| 19-2558 | | | R | | | | | | 30 | 28 | | 120 | | | | | 63 | | | |
| 19-8148 | | | F | | | | | | 36 | | 72 | 120,5 | | | | | 82 | | | Disc 239mm |
| 1.4 16V (74 kW) Eng.AUB, BBZ 4/00-12/07 | | | | | | | | | | | | | | | | | | | | |
| 19-1587 | | | F | | | | | | 36 | | 72 | 126,5 | | | | | 82,6 | | | Disc 256mm, Disc 288mm |
| 19-2309 | | | F | | | | | | | | 66 | 120,6 | | | | | 82,4 | | | |

SKODA

| METELLI ref | Spare Parts | | F/R | L/R | | ABS | A | B | C | D | E | F | G | H | I | L | M | Fig | NOTE |
|---|-------------|--|-----|-----|--|-----|---|----|----|----|-------|---|---|---|---|------|---|-----|------------------------|
| 19-2558 | | | R | | | | | 30 | 28 | | 120 | | | | | 63 | | | |
| 19-8148 | | | F | | | | | 36 | | 72 | 120,5 | | | | | 82 | | | Disc 239mm |
| 1.4 TDI (51 kW) Eng.BNM 10/05-12/07 | | | | | | | | | | | | | | | | | | | |
| 19-1587 | | | F | | | | | 36 | | 72 | 126,5 | | | | | 82,6 | | | Disc 288mm, Disc 256mm |
| 19-2309 | | | F | | | | | | | 66 | 120,6 | | | | | 82,4 | | | |
| 19-2558 | | | R | | | | | 30 | 28 | | 120 | | | | | 63 | | | |
| 19-8148 | | | F | | | | | 36 | | 72 | 120,5 | | | | | 82 | | | Disc 239mm |
| 1.4 TDI (55 kW) Eng.AMF 4/03-12/07 | | | | | | | | | | | | | | | | | | | |
| 19-1587 | | | F | | | | | 36 | | 72 | 126,5 | | | | | 82,6 | | | Disc 256mm, Disc 288mm |
| 19-2309 | | | F | | | | | | | 66 | 120,6 | | | | | 82,4 | | | |
| 19-2558 | | | R | | | | | 30 | 28 | | 120 | | | | | 63 | | | |
| 19-8148 | | | F | | | | | 36 | | 72 | 120,5 | | | | | 82 | | | Disc 239mm |
| 1.4 TDI (59 kW) Eng.BNV 10/05-12/07 | | | | | | | | | | | | | | | | | | | |
| 19-1587 | | | F | | | | | 36 | | 72 | 126,5 | | | | | 82,6 | | | Disc 288mm, Disc 256mm |
| 19-2309 | | | F | | | | | | | 66 | 120,6 | | | | | 82,4 | | | |
| 19-2558 | | | R | | | | | 30 | 28 | | 120 | | | | | 63 | | | |
| 19-8148 | | | F | | | | | 36 | | 72 | 120,5 | | | | | 82 | | | Disc 239mm |
| 1.9 SDI (47 kW) Eng.ASY 4/00-12/07 | | | | | | | | | | | | | | | | | | | |
| 19-1587 | | | F | | | | | 36 | | 72 | 126,5 | | | | | 82,6 | | | Disc 256mm, Disc 288mm |
| 19-2309 | | | F | | | | | | | 66 | 120,6 | | | | | 82,4 | | | |
| 19-2558 | | | R | | | | | 30 | 28 | | 120 | | | | | 63 | | | |
| 19-8148 | | | F | | | | | 36 | | 72 | 120,5 | | | | | 82 | | | Disc 239mm |
| 1.9 TDI (74 kW) Eng.ATD, AXR 4/00-12/07 | | | | | | | | | | | | | | | | | | | |
| 19-1587 | | | F | | | | | 36 | | 72 | 126,5 | | | | | 82,6 | | | Disc 256mm, Disc 288mm |
| 19-2309 | | | F | | | | | | | 66 | 120,6 | | | | | 82,4 | | | |
| 19-2558 | | | R | | | | | 30 | 28 | | 120 | | | | | 63 | | | |
| 19-8148 | | | F | | | | | 36 | | 72 | 120,5 | | | | | 82 | | | Disc 239mm |
| 2.0 (85 kW) Eng.AZL 4/00-12/07 | | | | | | | | | | | | | | | | | | | |
| 19-1587 | | | F | | | | | 36 | | 72 | 126,5 | | | | | 82,6 | | | Disc 256mm, Disc 288mm |

SKODA

| METELLI ref | Spare Parts | | F/R | L/R | | | ABS | A | B | C | D | E | F | G | H | I | L | M | Fig | NOTE |
|-------------|-------------|--|-----|-----|--|--|-----|---|----|----|----|-------|---|---|---|---|------|---|-----|------------|
| 19-2309 | | | F | | | | | | | | 66 | 120,6 | | | | | 82,4 | | | |
| 19-2558 | | | R | | | | | | 30 | 28 | | 120 | | | | | 63 | | | |
| 19-8148 | | | F | | | | | | 36 | | 72 | 120,5 | | | | | 82 | | | Disc 239mm |

Fabia I Sedan (6Y3) 10/99-12/07

1.2 (40 kW) Eng.AWY, BMD 7/01-12/07

| | | | | | | | | | | | | | | | | | | | | |
|---------|--|--------|---|--|--|--|--|--|----|----|----|-------|--|--|--|--|------|--|--|------------------------|
| 19-1587 | | | F | | | | | | 36 | | 72 | 126,5 | | | | | 82,6 | | | Disc 256mm, Disc 288mm |
| 19-2309 | | | F | | | | | | | | 66 | 120,6 | | | | | 82,4 | | | |
| 19-2558 | | | R | | | | | | 30 | 28 | | 120 | | | | | 63 | | | |
| 19-8148 | | 08/04- | F | | | | | | 36 | | 72 | 120,5 | | | | | 82 | | | Disc 239mm |

1.2 (47 kW) Eng.AZQ (01.03-), BME 1/03-12/07

| | | | | | | | | | | | | | | | | | | | | |
|---------|--|--------|---|--|--|--|--|--|----|----|----|-------|--|--|--|--|------|--|--|------------------------|
| 19-1587 | | | F | | | | | | 36 | | 72 | 126,5 | | | | | 82,6 | | | Disc 256mm, Disc 288mm |
| 19-2309 | | | F | | | | | | | | 66 | 120,6 | | | | | 82,4 | | | |
| 19-2558 | | | R | | | | | | 30 | 28 | | 120 | | | | | 63 | | | |
| 19-8148 | | 08/04- | F | | | | | | 36 | | 72 | 120,5 | | | | | 82 | | | Disc 239mm |

1.4 (44 kW) Eng.AZE, AZF 4/00-8/02

| | | | | | | | | | | | | | | | | | | | | |
|---------|--|--|---|--|--|--|--|--|----|----|----|-------|--|--|--|--|------|--|--|--|
| 19-1587 | | | F | | | | | | 36 | | 72 | 126,5 | | | | | 82,6 | | | |
| 19-2309 | | | F | | | | | | | | 66 | 120,6 | | | | | 82,4 | | | |
| 19-2558 | | | R | | | | | | 30 | 28 | | 120 | | | | | 63 | | | |

1.4 (50 kW) Eng.AME, AQW, ATZ 7/01-5/03

| | | | | | | | | | | | | | | | | | | | | |
|---------|--|--|---|--|--|--|--|--|----|----|----|-------|--|--|--|--|------|--|--|--|
| 19-1587 | | | F | | | | | | 36 | | 72 | 126,5 | | | | | 82,6 | | | |
| 19-2309 | | | F | | | | | | | | 66 | 120,6 | | | | | 82,4 | | | |
| 19-2558 | | | R | | | | | | 30 | 28 | | 120 | | | | | 63 | | | |

1.4 16V (55 kW) Eng.AUA, BBY, BKY 10/99-12/07

| | | | | | | | | | | | | | | | | | | | | |
|---------|--|--------|---|--|--|--|--|--|----|----|----|-------|--|--|--|--|------|--|--|------------------------|
| 19-1587 | | | F | | | | | | 36 | | 72 | 126,5 | | | | | 82,6 | | | Disc 256mm, Disc 288mm |
| 19-2309 | | | F | | | | | | | | 66 | 120,6 | | | | | 82,4 | | | |
| 19-2558 | | | R | | | | | | 30 | 28 | | 120 | | | | | 63 | | | |
| 19-8148 | | 08/04- | F | | | | | | 36 | | 72 | 120,5 | | | | | 82 | | | Disc 239mm |

SKODA

| METELLI ref | Spare Parts | | F/R | L/R | | | ABS | A | B | C | D | E | F | G | H | I | L | M | Fig | NOTE |
|--|-------------|--------|-----|-----|--|--|-----|---|----|----|----|-------|---|---|---|---|------|---|-----|------------------------|
| 19-8148 | | 08/04- | F | | | | | | 36 | | 72 | 120,5 | | | | | 82 | | | Disc 239mm |
| 1.9 TDI (74 kW) Eng.ATD, AXR 1/00-12/07 | | | | | | | | | | | | | | | | | | | | |
| 19-1587 | | | F | | | | | | 36 | | 72 | 126,5 | | | | | 82,6 | | | Disc 256mm, Disc 288mm |
| 19-2309 | | | F | | | | | | | | 66 | 120,6 | | | | | 82,4 | | | |
| 19-2558 | | | R | | | | | | 30 | 28 | | 120 | | | | | 63 | | | |
| 19-8148 | | 08/04- | F | | | | | | 36 | | 72 | 120,5 | | | | | 82 | | | Disc 239mm |
| 2.0 (85 kW) Eng.AZL 12/99-12/07 | | | | | | | | | | | | | | | | | | | | |
| 19-1587 | | | F | | | | | | 36 | | 72 | 126,5 | | | | | 82,6 | | | Disc 256mm, Disc 288mm |
| 19-2309 | | | F | | | | | | | | 66 | 120,6 | | | | | 82,4 | | | |
| 19-2558 | | | R | | | | | | 30 | 28 | | 120 | | | | | 63 | | | |
| 19-8148 | | 08/04- | F | | | | | | 36 | | 72 | 120,5 | | | | | 82 | | | Disc 239mm |
| Fabia II (5J, 542) 12/06-1/70 | | | | | | | | | | | | | | | | | | | | |
| 1.2 (44 kW) Eng.BBM, CHFA 12/06-12/14 | | | | | | | | | | | | | | | | | | | | |
| 19-1587 | | | F | | | | | | 36 | | 72 | 126,5 | | | | | 82,6 | | | Disc 256mm, Disc 288mm |
| 19-2558 | | | R | | | | | | 30 | 28 | | 120 | | | | | 63 | | | |
| 19-2877 | | | F | | | | | | | | 72 | | | | | | | | | -ABS, Disc 239mm |
| 19-8148 | | | F | | | | | | 36 | | 72 | 120,5 | | | | | 82 | | | Disc 239mm |
| 1.2 (51 kW) Eng.BZG, CEVA, CGPA, CHTA 1/07-12/14 | | | | | | | | | | | | | | | | | | | | |
| 19-1587 | | | F | | | | | | 36 | | 72 | 126,5 | | | | | 82,6 | | | Disc 256mm, Disc 288mm |
| 19-2558 | | | R | | | | | | 30 | 28 | | 120 | | | | | 63 | | | |
| 19-2877 | | | F | | | | | | | | 72 | | | | | | | | | -ABS, Disc 239mm |
| 19-8148 | | | F | | | | | | 36 | | 72 | 120,5 | | | | | 82 | | | Disc 239mm |
| 1.2 12V (44 kW) Eng.CGPB 11/11-12/14 | | | | | | | | | | | | | | | | | | | | |
| 19-1587 | | | F | | | | | | 36 | | 72 | 126,5 | | | | | 82,6 | | | |
| 19-2558 | | | R | | | | | | 30 | 28 | | 120 | | | | | 63 | | | |
| 1.2 LPG (44 kW) Eng.CHFA 3/09-11/11 | | | | | | | | | | | | | | | | | | | | |
| 19-2558 | | | R | | | | | | 30 | 28 | | 120 | | | | | 63 | | | |
| 19-8148 | | | F | | | | | | 36 | | 72 | 120,5 | | | | | 82 | | | Disc 239mm |

SKODA

| METELLI ref | Spare Parts | | F/R | L/R | | | ABS | A | B | C | D | E | F | G | H | I | L | M | Fig | NOTE |
|--|-------------|--|-----|-----|--|--|-----|---|----|----|----|-------|---|---|---|---|------|---|-----|------------------------|
| 19-8148 | | | F | | | | | | 36 | | 72 | 120,5 | | | | | 82 | | | Disc 239mm |
| 1.4 TSI RS (132 kW) Eng.CAVE, CTHE 5/10-12/14 | | | | | | | | | | | | | | | | | | | | |
| 19-1587 | | | F | | | | | | 36 | | 72 | 126,5 | | | | | 82,6 | | | |
| 19-2558 | | | R | | | | | | 30 | 28 | | 120 | | | | | 63 | | | |
| 1.6 (77 kW) Eng.BTS, CFNA, CLSA 4/07-12/14 | | | | | | | | | | | | | | | | | | | | |
| 19-1587 | | | F | | | | | | 36 | | 72 | 126,5 | | | | | 82,6 | | | Disc 256mm, Disc 288mm |
| 19-2558 | | | R | | | | | | 30 | 28 | | 120 | | | | | 63 | | | |
| 19-2877 | | | F | | | | | | | | 72 | | | | | | | | | -ABS |
| 19-8148 | | | F | | | | | | 36 | | 72 | 120,5 | | | | | 82 | | | Disc 239mm |
| 1.6 TDI (55 kW) Eng.CAYA 4/10-12/14 | | | | | | | | | | | | | | | | | | | | |
| 19-1587 | | | F | | | | | | 36 | | 72 | 126,5 | | | | | 82,6 | | | |
| 19-2558 | | | R | | | | | | 30 | 28 | | 120 | | | | | 63 | | | |
| 1.6 TDI (66 kW) Eng.CAYB 3/10-12/14 | | | | | | | | | | | | | | | | | | | | |
| 19-1587 | | | F | | | | | | 36 | | 72 | 126,5 | | | | | 82,6 | | | Disc 256mm, Disc 288mm |
| 19-2558 | | | R | | | | | | 30 | 28 | | 120 | | | | | 63 | | | |
| 1.6 TDI (77 kW) Eng.CAYC 3/10-12/14 | | | | | | | | | | | | | | | | | | | | |
| 19-1587 | | | F | | | | | | 36 | | 72 | 126,5 | | | | | 82,6 | | | Disc 256mm, Disc 288mm |
| 19-2558 | | | R | | | | | | 30 | 28 | | 120 | | | | | 63 | | | |
| 1.9 TDI (77 kW) Eng.BLS, BSW 4/07-3/10 | | | | | | | | | | | | | | | | | | | | |
| 19-1587 | | | F | | | | | | 36 | | 72 | 126,5 | | | | | 82,6 | | | Disc 256mm, Disc 288mm |
| 19-2558 | | | R | | | | | | 30 | 28 | | 120 | | | | | 63 | | | |
| 19-2877 | | | F | | | | | | | | 72 | | | | | | | | | -ABS |
| 19-8148 | | | F | | | | | | 36 | | 72 | 120,5 | | | | | 82 | | | Disc 239mm |
| Fabia II Combi (5J, 545) 5/07-12/14 | | | | | | | | | | | | | | | | | | | | |
| 1.2 (44 kW) Eng.BBM, CHFA 10/07-11/14 | | | | | | | | | | | | | | | | | | | | |
| 19-1587 | | | F | | | | | | 36 | | 72 | 126,5 | | | | | 82,6 | | | Disc 256mm, Disc 288mm |
| 19-2558 | | | R | | | | | | 30 | 28 | | 120 | | | | | 63 | | | |
| 19-2877 | | | F | | | | | | | | 72 | | | | | | | | | -ABS, Disc 239mm |

SKODA

| METELLI ref | Spare Parts | | F/R | L/R | | ABS | A | B | C | D | E | F | G | H | I | L | M | Fig | NOTE |
|---|-------------|--|-----|-----|--|-----|---|----|----|----|-------|---|---|---|---|------|---|-----|------------------------|
| 19-8148 | | | F | | | | | 36 | | 72 | 120,5 | | | | | 82 | | | Disc 239mm |
| 1.2 (51 kW) Eng.BZG, CEVA, CGPA, CHTA 10/07-12/14 | | | | | | | | | | | | | | | | | | | |
| 19-1587 | | | F | | | | | 36 | | 72 | 126,5 | | | | | 82,6 | | | Disc 256mm, Disc 288mm |
| 19-2558 | | | R | | | | | 30 | 28 | | 120 | | | | | 63 | | | |
| 19-2877 | | | F | | | | | | | 72 | | | | | | | | | -ABS |
| 19-8148 | | | F | | | | | 36 | | 72 | 120,5 | | | | | 82 | | | Disc 239mm |
| 1.2 12V (44 kW) Eng.CGPB 11/11-12/14 | | | | | | | | | | | | | | | | | | | |
| 19-1587 | | | F | | | | | 36 | | 72 | 126,5 | | | | | 82,6 | | | |
| 19-2558 | | | R | | | | | 30 | 28 | | 120 | | | | | 63 | | | |
| 1.2 LPG (44 kW) Eng.CHFA 3/09-11/11 | | | | | | | | | | | | | | | | | | | |
| 19-1587 | | | F | | | | | 36 | | 72 | 126,5 | | | | | 82,6 | | | |
| 19-2558 | | | R | | | | | 30 | 28 | | 120 | | | | | 63 | | | |
| 1.2 LPG (51 kW) Eng.CGPA 10/07-11/14 | | | | | | | | | | | | | | | | | | | |
| 19-1587 | | | F | | | | | 36 | | 72 | 126,5 | | | | | 82,6 | | | |
| 19-2558 | | | R | | | | | 30 | 28 | | 120 | | | | | 63 | | | |
| 1.2 TDI (55 kW) Eng.CFWA 5/10-12/14 | | | | | | | | | | | | | | | | | | | |
| 19-1587 | | | F | | | | | 36 | | 72 | 126,5 | | | | | 82,6 | | | |
| 19-2558 | | | R | | | | | 30 | 28 | | 120 | | | | | 63 | | | |
| 1.2 TSI (63 kW) Eng.CBZA 3/10-12/14 | | | | | | | | | | | | | | | | | | | |
| 19-1587 | | | F | | | | | 36 | | 72 | 126,5 | | | | | 82,6 | | | Disc 256mm, Disc 288mm |
| 19-2558 | | | R | | | | | 30 | 28 | | 120 | | | | | 63 | | | |
| 1.2 TSI (77 kW) Eng.CBZB 3/10-12/14 | | | | | | | | | | | | | | | | | | | |
| 19-1587 | | | F | | | | | 36 | | 72 | 126,5 | | | | | 82,6 | | | Disc 256mm, Disc 288mm |
| 19-2558 | | | R | | | | | 30 | 28 | | 120 | | | | | 63 | | | |
| 1.4 (63 kW) Eng.BXW, CGGB 10/07-12/14 | | | | | | | | | | | | | | | | | | | |
| 19-1587 | | | F | | | | | 36 | | 72 | 126,5 | | | | | 82,6 | | | Disc 256mm, Disc 288mm |
| 19-2558 | | | R | | | | | 30 | 28 | | 120 | | | | | 63 | | | |
| 19-2877 | | | F | | | | | | | 72 | | | | | | | | | -ABS |
| 19-8148 | | | F | | | | | 36 | | 72 | 120,5 | | | | | 82 | | | Disc 239mm |

SKODA

| METELLI ref | Spare Parts | | F/R | L/R | | | ABS | A | B | C | D | E | F | G | H | I | L | M | Fig | NOTE |
|--|-------------|--|-----|-----|--|--|-----|---|----|----|----|-------|---|---|---|---|---|---|------|------------------------|
| 1.4 LPG (63 kW) Eng.BXW, CGGB 10/07-11/14 | | | | | | | | | | | | | | | | | | | | |
| 19-2558 | | | R | | | | | | 30 | 28 | | 120 | | | | | | | 63 | |
| 19-8148 | | | F | | | | | | 36 | | 72 | 120,5 | | | | | | | 82 | Disc 239mm |
| 1.4 TDI (51 kW) Eng.BNM 10/07-3/10 | | | | | | | | | | | | | | | | | | | | |
| 19-1587 | | | F | | | | | | 36 | | 72 | 126,5 | | | | | | | 82,6 | Disc 256mm, Disc 288mm |
| 19-2558 | | | R | | | | | | 30 | 28 | | 120 | | | | | | | 63 | |
| 19-2877 | | | F | | | | | | | | 72 | | | | | | | | | -ABS |
| 19-8148 | | | F | | | | | | 36 | | 72 | 120,5 | | | | | | | 82 | Disc 239mm |
| 1.4 TDI (59 kW) Eng.BMS, BNV 10/07-3/10 | | | | | | | | | | | | | | | | | | | | |
| 19-1587 | | | F | | | | | | 36 | | 72 | 126,5 | | | | | | | 82,6 | Disc 256mm, Disc 288mm |
| 19-2558 | | | R | | | | | | 30 | 28 | | 120 | | | | | | | 63 | |
| 19-2877 | | | F | | | | | | | | 72 | | | | | | | | | -ABS |
| 19-8148 | | | F | | | | | | 36 | | 72 | 120,5 | | | | | | | 82 | Disc 239mm |
| 1.4 TSI RS (132 kW) Eng.CAVE, CTHE 5/10-12/14 | | | | | | | | | | | | | | | | | | | | |
| 19-1587 | | | F | | | | | | 36 | | 72 | 126,5 | | | | | | | 82,6 | |
| 19-2558 | | | R | | | | | | 30 | 28 | | 120 | | | | | | | 63 | |
| 1.6 (77 kW) Eng.BTS, CFNA 10/07-12/14 | | | | | | | | | | | | | | | | | | | | |
| 19-1587 | | | F | | | | | | 36 | | 72 | 126,5 | | | | | | | 82,6 | Disc 256mm, Disc 288mm |
| 19-2558 | | | R | | | | | | 30 | 28 | | 120 | | | | | | | 63 | |
| 19-2877 | | | F | | | | | | | | 72 | | | | | | | | | -ABS |
| 19-8148 | | | F | | | | | | 36 | | 72 | 120,5 | | | | | | | 82 | Disc 239mm |
| 1.6 TDI (55 kW) Eng.CAYA 4/10-12/14 | | | | | | | | | | | | | | | | | | | | |
| 19-1587 | | | F | | | | | | 36 | | 72 | 126,5 | | | | | | | 82,6 | |
| 19-2558 | | | R | | | | | | 30 | 28 | | 120 | | | | | | | 63 | |
| 1.6 TDI (66 kW) Eng.CAYB 3/10-12/14 | | | | | | | | | | | | | | | | | | | | |
| 19-1587 | | | F | | | | | | 36 | | 72 | 126,5 | | | | | | | 82,6 | Disc 256mm, Disc 288mm |
| 19-2558 | | | R | | | | | | 30 | 28 | | 120 | | | | | | | 63 | |
| 1.6 TDI (77 kW) Eng.CAYC 3/10-12/14 | | | | | | | | | | | | | | | | | | | | |
| 19-1587 | | | F | | | | | | 36 | | 72 | 126,5 | | | | | | | 82,6 | Disc 256mm, Disc 288mm |

SKODA

| METELLI ref | Spare Parts | | F/R | L/R | | | ABS | A | B | C | D | E | F | G | H | I | L | M | Fig | NOTE |
|--|-------------|--|-----|-----|--|--|-----|---|----|----|----|-------|---|---|---|---|---|---|------|------|
| 1.4 TDI (66 kW) Eng.CUSB 8/14-6/21 | | | | | | | | | | | | | | | | | | | | |
| 19-1587 | | | F | | | | | | 36 | | 72 | 126,5 | | | | | | | 82,6 | |
| 19-2558 | | | R | | | | | | 30 | 28 | | 120 | | | | | | | 63 | |
| 1.4 TDI (77 kW) Eng.CUTA 8/14-6/21 | | | | | | | | | | | | | | | | | | | | |
| 19-1587 | | | F | | | | | | 36 | | 72 | 126,5 | | | | | | | 82,6 | |
| 19-2558 | | | R | | | | | | 30 | 28 | | 120 | | | | | | | 63 | |
| 1.4 TSI R5 (92 kW) Eng.CZCA 2/18-6/21 | | | | | | | | | | | | | | | | | | | | |
| 19-1587 | | | F | | | | | | 36 | | 72 | 126,5 | | | | | | | 82,6 | |
| 19-2558 | | | R | | | | | | 30 | 28 | | 120 | | | | | | | 63 | |
| 1.6 (81 kW) Eng.CWVA 1/15-6/21 | | | | | | | | | | | | | | | | | | | | |
| 19-1587 | | | F | | | | | | 36 | | 72 | 126,5 | | | | | | | 82,6 | |
| 19-2558 | | | R | | | | | | 30 | 28 | | 120 | | | | | | | 63 | |
| Fabia III SW (NJ5) 10/14-1/70 | | | | | | | | | | | | | | | | | | | | |
| 1.0 (44 kW) Eng.CHYA, CHYE 10/14-1/70 | | | | | | | | | | | | | | | | | | | | |
| 19-1587 | | | F | | | | | | 36 | | 72 | 126,5 | | | | | | | 82,6 | |
| 19-2558 | | | R | | | | | | 30 | 28 | | 120 | | | | | | | 63 | |
| 1.0 (55 kW) Eng.CHYB 10/14-1/70 | | | | | | | | | | | | | | | | | | | | |
| 19-1587 | | | F | | | | | | 36 | | 72 | 126,5 | | | | | | | 82,6 | |
| 19-2558 | | | R | | | | | | 30 | 28 | | 120 | | | | | | | 63 | |
| 1.0 TSI (70 kW) Eng.CHZB, DKLD 8/14-1/70 | | | | | | | | | | | | | | | | | | | | |
| 19-1587 | | | F | | | | | | 36 | | 72 | 126,5 | | | | | | | 82,6 | |
| 19-2558 | | | R | | | | | | 30 | 28 | | 120 | | | | | | | 63 | |
| 1.0 TSI (81 kW) Eng.CHZC, DKRC 8/14-1/70 | | | | | | | | | | | | | | | | | | | | |
| 19-1587 | | | F | | | | | | 36 | | 72 | 126,5 | | | | | | | 82,6 | |
| 19-2558 | | | R | | | | | | 30 | 28 | | 120 | | | | | | | 63 | |
| 1.2 TSI (66 kW) Eng.CJZC 10/14-1/70 | | | | | | | | | | | | | | | | | | | | |
| 19-1587 | | | F | | | | | | 36 | | 72 | 126,5 | | | | | | | 82,6 | |
| 19-2558 | | | R | | | | | | 30 | 28 | | 120 | | | | | | | 63 | |

SKODA

| METELLI ref | Spare Parts | | F/R | L/R | | | ABS | A | B | C | D | E | F | G | H | I | L | M | Fig | NOTE |
|---|-------------|--------|-----|-----|--|--|-----|---|----|-------|-------|-------|---|---|---|------|------|---|-------|------|
| 1.2 TSI (81 kW) Eng.CJZD 10/14-1/70 | | | | | | | | | | | | | | | | | | | | |
| 19-1587 | | | F | | | | | | 36 | | 72 | 126,5 | | | | | | | 82,6 | |
| 19-2558 | | | R | | | | | | 30 | 28 | | 120 | | | | | | | 63 | |
| 1.4 TDI (55 kW) Eng.CUSA 5/15-1/70 | | | | | | | | | | | | | | | | | | | | |
| 19-1587 | | | F | | | | | | 36 | | 72 | 126,5 | | | | | | | 82,6 | |
| 19-2558 | | | R | | | | | | 30 | 28 | | 120 | | | | | | | 63 | |
| 1.4 TDI (66 kW) Eng.CUSB 10/14-1/70 | | | | | | | | | | | | | | | | | | | | |
| 19-1587 | | | F | | | | | | 36 | | 72 | 126,5 | | | | | | | 82,6 | |
| 19-2558 | | | R | | | | | | 30 | 28 | | 120 | | | | | | | 63 | |
| 1.4 TDI (77 kW) Eng.CUTA 10/14-1/70 | | | | | | | | | | | | | | | | | | | | |
| 19-1587 | | | F | | | | | | 36 | | 72 | 126,5 | | | | | | | 82,6 | |
| 19-2558 | | | R | | | | | | 30 | 28 | | 120 | | | | | | | 63 | |
| 1.6 (81 kW) Eng.CWVA 1/15-1/70 | | | | | | | | | | | | | | | | | | | | |
| 19-1587 | | | F | | | | | | 36 | | 72 | 126,5 | | | | | | | 82,6 | |
| 19-2558 | | | R | | | | | | 30 | 28 | | 120 | | | | | | | 63 | |
| Favorit (781) 5/89-9/94 | | | | | | | | | | | | | | | | | | | | |
| 1.3 (781) (50 kW) Eng.136B, 781.13650, 781.136150 1/94-9/94 | | | | | | | | | | | | | | | | | | | | |
| 19-2228 | | | F | | | | | | | 35 | 68 | | | | | | | | 37 | |
| 19-2500 | | | R | | | | | | | 17,46 | 50,29 | | | | | | | | 14,73 | |
| 1.3 135 (781) (42 kW) Eng.781.135 12/91-9/94 | | | | | | | | | | | | | | | | | | | | |
| 19-2228 | | 05/93- | F | | | | | | | 35 | 68 | | | | | | | | 37 | |
| 19-2500 | | 01/93- | R | | | | | | | 17,46 | 50,29 | | | | | | | | 14,73 | |
| 19-2637 | | -12/92 | R | | | | | | | 20 | 59,1 | | | | | 15,9 | 16,8 | | | |
| 1.3 135 (781) (43 kW) Eng.781.135 12/91-9/94 | | | | | | | | | | | | | | | | | | | | |
| 19-2228 | | 05/93- | F | | | | | | | 35 | 68 | | | | | | | | 37 | |
| 19-2500 | | 01/93- | R | | | | | | | 17,46 | 50,29 | | | | | | | | 14,73 | |
| 19-2637 | | -12/92 | R | | | | | | | 20 | 59,1 | | | | | 15,9 | 16,8 | | | |

SKODA

| METELLI ref | Spare Parts | | F/R | L/R | | | ABS | A | B | C | D | E | F | G | H | I | L | M | Fig | NOTE |
|--|-------------|--------|-----|-----|--|--|-----|---|---|-------|-------|---|---|---|---|---|---|---|-------|------|
| 1.3 135 (781) (44 kW) Eng.781.135 10/90-9/94 | | | | | | | | | | | | | | | | | | | | |
| 19-2228 | | 05/93- | F | | | | | | | 35 | 68 | | | | | | | | 37 | |
| 19-2500 | | 01/93- | R | | | | | | | 17,46 | 50,29 | | | | | | | | 14,73 | |
| 19-2637 | | -12/92 | R | | | | | | | 20 | 59,1 | | | | | | | | 15,9 | 16,8 |
| 1.3 135 X,LX,GLX (781) (40 kW) Eng.781.13540, 781.135B, 781.135E, 781.135I40 1/90-9/94 | | | | | | | | | | | | | | | | | | | | |
| 19-2228 | | 05/93- | F | | | | | | | 35 | 68 | | | | | | | | 37 | |
| 19-2500 | | 01/93- | R | | | | | | | 17,46 | 50,29 | | | | | | | | 14,73 | |
| 19-2637 | | -12/92 | R | | | | | | | 20 | 59,1 | | | | | | | | 15,9 | 16,8 |
| 1.3 135L (781) (43 kW) Eng.781.135 5/89-9/94 | | | | | | | | | | | | | | | | | | | | |
| 19-2228 | | 05/93- | F | | | | | | | 35 | 68 | | | | | | | | 37 | |
| 19-2500 | | 01/93- | R | | | | | | | 17,46 | 50,29 | | | | | | | | 14,73 | |
| 19-2637 | | -12/92 | R | | | | | | | 20 | 59,1 | | | | | | | | 15,9 | 16,8 |
| 1.3 136 (781) (45 kW) Eng.136 L 10/90-9/94 | | | | | | | | | | | | | | | | | | | | |
| 19-2228 | | 05/93- | F | | | | | | | 35 | 68 | | | | | | | | 37 | |
| 19-2500 | | 01/93- | R | | | | | | | 17,46 | 50,29 | | | | | | | | 14,73 | |
| 19-2637 | | -12/92 | R | | | | | | | 20 | 59,1 | | | | | | | | 15,9 | 16,8 |
| 115 S 1.1 (38 kW) Eng.781.115 10/89-9/94 | | | | | | | | | | | | | | | | | | | | |
| 19-2228 | | | F | | | | | | | 35 | 68 | | | | | | | | 37 | |
| Favorit Forman (785) 6/88-6/95 | | | | | | | | | | | | | | | | | | | | |
| 1.3 (46 kW) Eng.781.136 6/88-7/91 | | | | | | | | | | | | | | | | | | | | |
| 19-2228 | | | F | | | | | | | 35 | 68 | | | | | | | | 37 | |
| 19-2500 | | | R | | | | | | | 17,46 | 50,29 | | | | | | | | 14,73 | |
| 1.3 (50 kW) Eng.136B, 781.136I50 1/94-6/95 | | | | | | | | | | | | | | | | | | | | |
| 19-2228 | | | F | | | | | | | 35 | 68 | | | | | | | | 37 | |
| 19-2500 | | | R | | | | | | | 17,46 | 50,29 | | | | | | | | 14,73 | |
| 1.3 (135 E) (40 kW) Eng.781.135, 781.135I40 9/91-6/95 | | | | | | | | | | | | | | | | | | | | |
| 19-2228 | | 05/93- | F | | | | | | | 35 | 68 | | | | | | | | 37 | |
| 19-2500 | | 01/93- | R | | | | | | | 17,46 | 50,29 | | | | | | | | 14,73 | |

SKODA

| METELLI ref | Spare Parts | | F/R | L/R | | | ABS | A | B | C | D | E | F | G | H | I | L | M | Fig | NOTE |
|--|-------------|--------|-----|-----|--|--|-----|---|---|-------|-------|---|---|---|---|------|-------|---|-----|------|
| 19-2637 | | -12/92 | R | | | | | | | 20 | 59,1 | | | | | 15,9 | 16,8 | | | |
| 1.3 (135) (43 kW) Eng.135, 781.135 1/93-12/93 | | | | | | | | | | | | | | | | | | | | |
| 19-2228 | | | F | | | | | | | 35 | 68 | | | | | | 37 | | | |
| 19-2500 | | | R | | | | | | | 17,46 | 50,29 | | | | | | 14,73 | | | |
| 1.3 (135) (44 kW) Eng.781.135 12/91-6/95 | | | | | | | | | | | | | | | | | | | | |
| 19-2228 | | 05/93- | F | | | | | | | 35 | 68 | | | | | | 37 | | | |
| 19-2500 | | 01/93- | R | | | | | | | 17,46 | 50,29 | | | | | | 14,73 | | | |
| 19-2637 | | -12/92 | R | | | | | | | 20 | 59,1 | | | | | 15,9 | 16,8 | | | |
| 1.3 (136) (45 kW) Eng.781.136 8/91-6/95 | | | | | | | | | | | | | | | | | | | | |
| 19-2228 | | 05/93- | F | | | | | | | 35 | 68 | | | | | | 37 | | | |
| 19-2500 | | 01/93- | R | | | | | | | 17,46 | 50,29 | | | | | | 14,73 | | | |
| 19-2637 | | -12/92 | R | | | | | | | 20 | 59,1 | | | | | 15,9 | 16,8 | | | |
| Felicia I (6U1) 10/94-3/98 | | | | | | | | | | | | | | | | | | | | |
| 1.3 (40 kW) Eng.135B (-07.96), AMG (08.96-) 10/94-3/98 | | | | | | | | | | | | | | | | | | | | |
| 19-2228 | | | F | | | | | | | 35 | 68 | | | | | | 37 | | | |
| 19-2500 | | | R | | | | | | | 17,46 | 50,29 | | | | | | 14,73 | | | |
| 1.3 (43 kW) Eng.135L (-07.96), AMJ (08.96-) 10/94-3/98 | | | | | | | | | | | | | | | | | | | | |
| 19-2228 | | | F | | | | | | | 35 | 68 | | | | | | 37 | | | |
| 19-2500 | | | R | | | | | | | 17,46 | 50,29 | | | | | | 14,73 | | | |
| 1.3 (50 kW) Eng.136B (-07.96), AMH (08.96-) 10/94-3/98 | | | | | | | | | | | | | | | | | | | | |
| 19-2228 | | | F | | | | | | | 35 | 68 | | | | | | 37 | | | |
| 19-2500 | | | R | | | | | | | 17,46 | 50,29 | | | | | | 14,73 | | | |
| 1.6 LX (55 kW) Eng.AEE 8/95-3/98 | | | | | | | | | | | | | | | | | | | | |
| 19-2228 | | | F | | | | | | | 35 | 68 | | | | | | 37 | | | |
| 19-2500 | | | R | | | | | | | 17,46 | 50,29 | | | | | | 14,73 | | | |
| 1.9 D (47 kW) Eng.AEF 10/95-3/98 | | | | | | | | | | | | | | | | | | | | |
| 19-2228 | | | F | | | | | | | 35 | 68 | | | | | | 37 | | | |

SKODA

| METELLI ref | Spare Parts | | F/R | L/R | | | ABS | A | B | C | D | E | F | G | H | I | L | M | Fig | NOTE |
|---|-------------|--|-----|-----|--|--|-----|---|---|-------|-------|---|---|---|---|---|-------|---|-----|------|
| 19-2500 | | | R | | | | | | | 17,46 | 50,29 | | | | | | 14,73 | | | |
| Felicia I SW (6U5) 8/95-3/98 | | | | | | | | | | | | | | | | | | | | |
| 1.3 (43 kW) Eng.135L (-07.96), AMJ (08.96-) 8/95-3/98 | | | | | | | | | | | | | | | | | | | | |
| 19-2228 | | | F | | | | | | | 35 | 68 | | | | | | 37 | | | |
| 19-2500 | | | R | | | | | | | 17,46 | 50,29 | | | | | | 14,73 | | | |
| 1.3 LX (40 kW) Eng.135B (-07.96), AMG (08.96-) 8/95-3/98 | | | | | | | | | | | | | | | | | | | | |
| 19-2228 | | | F | | | | | | | 35 | 68 | | | | | | 37 | | | |
| 19-2500 | | | R | | | | | | | 17,46 | 50,29 | | | | | | 14,73 | | | |
| 1.3 LXI (50 kW) Eng.136B (-07.96), AMH (08.96-) 8/95-3/98 | | | | | | | | | | | | | | | | | | | | |
| 19-2228 | | | F | | | | | | | 35 | 68 | | | | | | 37 | | | |
| 19-2500 | | | R | | | | | | | 17,46 | 50,29 | | | | | | 14,73 | | | |
| 1.6 GLX (55 kW) Eng.AEE 8/95-3/98 | | | | | | | | | | | | | | | | | | | | |
| 19-2228 | | | F | | | | | | | 35 | 68 | | | | | | 37 | | | |
| 19-2500 | | | R | | | | | | | 17,46 | 50,29 | | | | | | 14,73 | | | |
| 1.9 D (47 kW) Eng.AEF 10/95-3/98 | | | | | | | | | | | | | | | | | | | | |
| 19-2228 | | | F | | | | | | | 35 | 68 | | | | | | 37 | | | |
| 19-2500 | | | R | | | | | | | 17,46 | 50,29 | | | | | | 14,73 | | | |
| Felicia II (6U1) 1/98-6/01 | | | | | | | | | | | | | | | | | | | | |
| 1.3 (40 kW) Eng.AMG 1/98-6/01 | | | | | | | | | | | | | | | | | | | | |
| 19-2228 | | | F | | | | | | | 35 | 68 | | | | | | 37 | | | |
| 19-2500 | | | R | | | | | | | 17,46 | 50,29 | | | | | | 14,73 | | | |
| 1.3 (43 kW) Eng.AMJ 1/98-6/01 | | | | | | | | | | | | | | | | | | | | |
| 19-2228 | | | F | | | | | | | 35 | 68 | | | | | | 37 | | | |
| 19-2500 | | | R | | | | | | | 17,46 | 50,29 | | | | | | 14,73 | | | |
| 1.3 (50 kW) Eng.AMH 1/98-6/01 | | | | | | | | | | | | | | | | | | | | |
| 19-2228 | | | F | | | | | | | 35 | 68 | | | | | | 37 | | | |
| 19-2500 | | | R | | | | | | | 17,46 | 50,29 | | | | | | 14,73 | | | |

SKODA

| METELLI ref | Spare Parts | | F/R | L/R | | | ABS | A | B | C | D | E | F | G | H | I | L | M | Fig | NOTE |
|--|-------------|--|-----|-----|--|--|-----|---|----|---|----|-------|---|---|---|---|---|---|------|------------|
| 1.6 SRE (81 kW) Eng.CWVA 7/19-1/70 | | | | | | | | | | | | | | | | | | | | |
| 19-1587 | | | F | | | | | | 36 | | 72 | 126,5 | | | | | | | 82,6 | Disc 256mm |
| 1.6 TDI (70 kW) Eng.DGTD 9/19-1/70 | | | | | | | | | | | | | | | | | | | | |
| 19-1587 | | | F | | | | | | 36 | | 72 | 126,5 | | | | | | | 82,6 | Disc 256mm |
| 1.6 TDI (85 kW) Eng.DGTA 7/19-1/70 | | | | | | | | | | | | | | | | | | | | |
| 19-1587 | | | F | | | | | | 36 | | 72 | 126,5 | | | | | | | 82,6 | |
| Karoq (NU7) 7/17-1/70 | | | | | | | | | | | | | | | | | | | | |
| 1.0 TSI (85 kW) Eng.CHZJ, DKRF 7/17-1/70 | | | | | | | | | | | | | | | | | | | | |
| 19-2364 | | | F | | | | | | 36 | | | 136,4 | | | | | | | 84 | |
| 19-2705 | | | R | | | | | | 30 | | | 136,5 | | | | | | | | |
| 1.5 TSI (110 kW) Eng.DADA, DPCA 7/17-1/70 | | | | | | | | | | | | | | | | | | | | |
| 19-2364 | | | F | | | | | | 36 | | | 136,4 | | | | | | | 84 | |
| 19-2705 | | | R | | | | | | 30 | | | 136,5 | | | | | | | | |
| 1.6 TDI (85 kW) Eng.DDYA, DGTE 7/17-1/70 | | | | | | | | | | | | | | | | | | | | |
| 19-2364 | | | F | | | | | | 36 | | | 136,4 | | | | | | | 84 | |
| 19-2705 | | | R | | | | | | 30 | | | 136,5 | | | | | | | | |
| 2.0 TDI 4x4 (110 kW) Eng.DFFA, DTTA (09.20-), DTTC (09.20-) 7/17-1/70 | | | | | | | | | | | | | | | | | | | | |
| 19-2364 | | | F | | | | | | 36 | | | 136,4 | | | | | | | 84 | |
| 19-2780 | | | R | | | | | | | | | 136 | | | | | | | 84 | |
| 2.0 TDI 4x4 (140 kW) Eng.DFHA 7/17-1/70 | | | | | | | | | | | | | | | | | | | | |
| 19-2364 | | | F | | | | | | 36 | | | 136,4 | | | | | | | 84 | |
| 19-2780 | | | R | | | | | | | | | 136 | | | | | | | 84 | |
| Kodiaq (NS7, NV7) 10/16-1/70 | | | | | | | | | | | | | | | | | | | | |
| 1.4 TSI (92 kW) Eng.CZCA, CZDB (09.21-) 10/16-1/70 | | | | | | | | | | | | | | | | | | | | |
| 19-2364 | | | F | | | | | | 36 | | | 136,4 | | | | | | | 84 | |
| 19-2704 | | | R | | | | | | | | | 136,9 | | | | | | | | |

SKODA

| METELLI ref | Spare Parts | | F/R | L/R | | | ABS | A | B | C | D | E | F | G | H | I | L | M | Fig | NOTE |
|--|-------------|--|-----|-----|--|--|-----|---|----|----|----|-------|---|---|---|---|------|---|-----|------|
| 19-2780 | | | R | | | | | | | | | 136 | | | | | 84 | | | |
| 2.0 TSI 4x4 (140 kW) Eng.DKZA, DNNA (11.20-.) 2/19-1/70 | | | | | | | | | | | | | | | | | | | | |
| 19-2364 | | | F | | | | | | 36 | | | 136,4 | | | | | 84 | | | |
| 19-2780 | | | R | | | | | | | | | 136 | | | | | 84 | | | |
| Octavia II (1U2) 9/96-12/10 | | | | | | | | | | | | | | | | | | | | |
| 1.4 (44 kW) Eng.AMD 4/99-3/01 | | | | | | | | | | | | | | | | | | | | |
| 19-1595 | | | F | | | | | | | 40 | 74 | | | | | | 40 | | | |
| 19-2499 | | | R | | | | 43 | | | 30 | | 120 | | | | | 63,5 | | | |
| 1.4 16V (55 kW) Eng.AXP, BCA 9/00-12/10 | | | | | | | | | | | | | | | | | | | | |
| 19-1595 | | | F | | | | | | | 40 | 74 | | | | | | 40 | | | |
| 19-2499 | | | R | | | | 43 | | | 30 | | 120 | | | | | 63,5 | | | |
| 1.6 (55 kW) Eng.AEE 9/96-9/04 | | | | | | | | | | | | | | | | | | | | |
| 19-1595 | | | F | | | | | | | 40 | 74 | | | | | | 40 | | | |
| 19-2499 | | | R | | | | 43 | | | 30 | | 120 | | | | | 63,5 | | | |
| 1.6 (74 kW) Eng.AEH, AKL 2/97-12/07 | | | | | | | | | | | | | | | | | | | | |
| 19-1595 | | | F | | | | | | | 40 | 74 | | | | | | 40 | | | |
| 19-2499 | | | R | | | | 43 | | | 30 | | 120 | | | | | 63,5 | | | |
| 1.6 (75 kW) Eng.AVU, BFQ 11/00-12/10 | | | | | | | | | | | | | | | | | | | | |
| 19-1595 | | | F | | | | | | | 40 | 74 | | | | | | 40 | | | |
| 19-2499 | | | R | | | | 43 | | | 30 | | 120 | | | | | 63,5 | | | |
| 1.8 (92 kW) Eng.AGN 9/96-7/00 | | | | | | | | | | | | | | | | | | | | |
| 19-1595 | | | F | | | | | | | 40 | 74 | | | | | | 40 | | | |
| 19-2499 | | | R | | | | 43 | | | 30 | | 120 | | | | | 63,5 | | | |
| 1.8 T (110 kW) Eng.AGU, ARX, ARZ, AUM 8/97-12/10 | | | | | | | | | | | | | | | | | | | | |
| 19-1595 | | | F | | | | | | | 40 | 74 | | | | | | 40 | | | |
| 19-2499 | | | R | | | | 43 | | | 30 | | 120 | | | | | 63,5 | | | |
| 1.8 T 4x4 (110 kW) Eng.ARX 5/01-5/06 | | | | | | | | | | | | | | | | | | | | |
| 19-1595 | | | F/R | | | | | | | 40 | 74 | | | | | | 40 | | | |

SKODA

| METELLI ref | Spare Parts | | F/R | L/R | | | ABS | A | B | C | D | E | F | G | H | I | L | M | Fig | NOTE |
|---|-------------|--|-----|-----|--|--|-----|---|---|----|----|-----|---|---|---|---|------|---|-----|------|
| 1.6 (74 kW) Eng.AEH, AKL 7/98-12/07 | | | | | | | | | | | | | | | | | | | | |
| 19-1595 | | | F | | | | | | | 40 | 74 | | | | | | 40 | | | |
| 19-2499 | | | R | | | | 43 | | | 30 | | 120 | | | | | 63,5 | | | |
| 1.6 (75 kW) Eng.AVU, BFQ 9/00-12/10 | | | | | | | | | | | | | | | | | | | | |
| 19-1595 | | | F | | | | | | | 40 | 74 | | | | | | 40 | | | |
| 19-2499 | | | R | | | | 43 | | | 30 | | 120 | | | | | 63,5 | | | |
| 1.8 20V (92 kW) Eng.AGN 7/98-7/00 | | | | | | | | | | | | | | | | | | | | |
| 19-1595 | | | F | | | | | | | 40 | 74 | | | | | | 40 | | | |
| 19-2499 | | | R | | | | 43 | | | 30 | | 120 | | | | | 63,5 | | | |
| 1.8 T (110 kW) Eng.AGU, ARX, ARZ, AUM 7/98-12/10 | | | | | | | | | | | | | | | | | | | | |
| 19-1595 | | | F | | | | | | | 40 | 74 | | | | | | 40 | | | |
| 19-2499 | | | R | | | | 43 | | | 30 | | 120 | | | | | 63,5 | | | |
| 1.8 T 4x4 (110 kW) Eng.ARX 5/01-5/06 | | | | | | | | | | | | | | | | | | | | |
| 19-1595 | | | F/R | | | | | | | 40 | 74 | | | | | | 40 | | | |
| 1.9 SDI (50 kW) Eng.AGP, AQM 7/98-12/03 | | | | | | | | | | | | | | | | | | | | |
| 19-1595 | | | F | | | | | | | 40 | 74 | | | | | | 40 | | | |
| 19-2499 | | | R | | | | 43 | | | 30 | | 120 | | | | | 63,5 | | | |
| 1.9 TDI (66 kW) Eng.AGR, ALH 7/98-3/10 | | | | | | | | | | | | | | | | | | | | |
| 19-1595 | | | F | | | | | | | 40 | 74 | | | | | | 40 | | | |
| 19-2499 | | | R | | | | 43 | | | 30 | | 120 | | | | | 63,5 | | | |
| 1.9 TDI (74 kW) Eng.AXR 8/00-12/10 | | | | | | | | | | | | | | | | | | | | |
| 19-1595 | | | F | | | | | | | 40 | 74 | | | | | | 40 | | | |
| 19-2499 | | | R | | | | 43 | | | 30 | | 120 | | | | | 63,5 | | | |
| 1.9 TDI (81 kW) Eng.AHF, ASV 7/98-1/06 | | | | | | | | | | | | | | | | | | | | |
| 19-1595 | | | F | | | | | | | 40 | 74 | | | | | | 40 | | | |
| 19-2499 | | | R | | | | 43 | | | 30 | | 120 | | | | | 63,5 | | | |
| 1.9 TDI (96 kW) Eng.ASZ (01.03.-) 9/02-9/04 | | | | | | | | | | | | | | | | | | | | |
| 19-1595 | | | F | | | | | | | 40 | 74 | | | | | | 40 | | | |
| 19-2499 | | | R | | | | 43 | | | 30 | | 120 | | | | | 63,5 | | | |

SKODA

| METELLI ref | Spare Parts | | F/R | L/R | | | ABS | A | B | C | D | E | F | G | H | I | L | M | Fig | NOTE |
|---|-------------|--|-----|-----|--|--|-----|---|---|----|----|-------|---|---|---|---|---|---|------|------------------------|
| 1.9 TDI 4x4 (66 kW) Eng.AGR 11/99-2/06 | | | | | | | | | | | | | | | | | | | | |
| 19-1595 | | | F/R | | | | | | | 40 | 74 | | | | | | | | 40 | |
| 1.9 TDI 4x4 (74 kW) Eng.ATD 9/00-1/06 | | | | | | | | | | | | | | | | | | | | |
| 19-1595 | | | F/R | | | | | | | 40 | 74 | | | | | | | | 40 | |
| 2.0 (85 kW) Eng.AEG, APK, AQY, AZH, AZJ 4/99-5/07 | | | | | | | | | | | | | | | | | | | | |
| 19-1595 | | | F | | | | | | | 40 | 74 | | | | | | | | 40 | |
| 19-2499 | | | R | | | | 43 | | | 30 | | 120 | | | | | | | 63,5 | |
| 2.0 4x4 (85 kW) Eng.AZH, AZJ 8/00-9/04 | | | | | | | | | | | | | | | | | | | | |
| 19-1595 | | | F/R | | | | | | | 40 | 74 | | | | | | | | 40 | |
| 2.0 4x4 (88 kW) Eng.ATF 1/00-12/10 | | | | | | | | | | | | | | | | | | | | |
| 19-1595 | | | F/R | | | | | | | 40 | 74 | | | | | | | | 40 | |
| RS 1.8 T (132 kW) Eng.AUQ 8/02-1/06 | | | | | | | | | | | | | | | | | | | | |
| 19-1595 | | | F | | | | | | | 40 | 74 | | | | | | | | 40 | |
| 19-2499 | | | R | | | | 43 | | | 30 | | 120 | | | | | | | 63,5 | |
| Octavia III (1Z3) 2/04-6/13 | | | | | | | | | | | | | | | | | | | | |
| 1.2 TSI (77 kW) Eng.CBZB 2/10-6/13 | | | | | | | | | | | | | | | | | | | | |
| 19-2317 | | | F | | | | | | | | | 137 | | | | | | | 84 | Disc 288mm, Disc 312mm |
| 19-2704 | | | R | | | | | | | | | 136,9 | | | | | | | | |
| 19-2780 | | | F | | | | | | | | | 136 | | | | | | | 84 | Disc 280mm |
| 1.4 (55 kW) Eng.BCA 5/04-5/06 | | | | | | | | | | | | | | | | | | | | |
| 19-2317 | | | F | | | | | | | | | 137 | | | | | | | 84 | Disc 312mm, Disc 288mm |
| 19-2704 | | | R | | | | | | | | | 136,9 | | | | | | | | |
| 19-2780 | | | F | | | | | | | | | 136 | | | | | | | 84 | Disc 280mm |
| 1.4 (59 kW) Eng.BUD, CGGA 6/04-4/13 | | | | | | | | | | | | | | | | | | | | |
| 19-2317 | | | F | | | | | | | | | 137 | | | | | | | 84 | Disc 312mm, Disc 288mm |
| 19-2704 | | | R | | | | | | | | | 136,9 | | | | | | | | |
| 19-2780 | | | F | | | | | | | | | 136 | | | | | | | 84 | Disc 280mm |

SKODA

| METELLI ref | Spare Parts | | F/R | L/R | | | ABS | A | B | C | D | E | F | G | H | I | L | M | Fig | NOTE |
|---|-------------|--|-----|-----|--|--|-----|---|---|---|---|-------|---|---|---|---|---|----|-----|------------------------|
| 1.4 TSI (90 kW) Eng.CAXA 11/08-6/13 | | | | | | | | | | | | | | | | | | | | |
| 19-2317 | | | F | | | | | | | | | 137 | | | | | | 84 | | Disc 288mm, Disc 312mm |
| 19-2704 | | | R | | | | | | | | | 136,9 | | | | | | | | |
| 19-2780 | | | F | | | | | | | | | 136 | | | | | | 84 | | Disc 280mm |
| 1.6 (75 kW) Eng.BGU, BSE, BSF, CCSA, CMXA 6/04-6/13 | | | | | | | | | | | | | | | | | | | | |
| 19-2317 | | | F | | | | | | | | | 137 | | | | | | 84 | | Disc 312mm, Disc 288mm |
| 19-2704 | | | R | | | | | | | | | 136,9 | | | | | | | | |
| 19-2780 | | | F | | | | | | | | | 136 | | | | | | 84 | | Disc 280mm |
| 1.6 FSI (85 kW) Eng.BLF 2/04-10/08 | | | | | | | | | | | | | | | | | | | | |
| 19-2317 | | | F | | | | | | | | | 137 | | | | | | 84 | | Disc 312mm, Disc 288mm |
| 19-2704 | | | R | | | | | | | | | 136,9 | | | | | | | | |
| 19-2780 | | | F | | | | | | | | | 136 | | | | | | 84 | | Disc 280mm |
| 1.6 LPG (75 kW) Eng.BSE, CHGA 8/09-11/12 | | | | | | | | | | | | | | | | | | | | |
| 19-2317 | | | F | | | | | | | | | 137 | | | | | | 84 | | Disc 288mm, Disc 312mm |
| 19-2704 | | | R | | | | | | | | | 136,9 | | | | | | | | |
| 19-2780 | | | F | | | | | | | | | 136 | | | | | | 84 | | Disc 280mm |
| 1.6 MultiFuel (75 kW) Eng.CCSA, CMXA 1/08-6/13 | | | | | | | | | | | | | | | | | | | | |
| 19-2317 | | | F | | | | | | | | | 137 | | | | | | 84 | | Disc 288mm, Disc 312mm |
| 19-2704 | | | R | | | | | | | | | 136,9 | | | | | | | | |
| 19-2780 | | | F | | | | | | | | | 136 | | | | | | 84 | | Disc 280mm |
| 1.6 TDI (77 kW) Eng.CAYC 6/09-4/13 | | | | | | | | | | | | | | | | | | | | |
| 19-2317 | | | F | | | | | | | | | 137 | | | | | | 84 | | Disc 288mm, Disc 312mm |
| 19-2704 | | | R | | | | | | | | | 136,9 | | | | | | | | |
| 19-2780 | | | F | | | | | | | | | 136 | | | | | | 84 | | Disc 280mm |
| 1.8 TSI (112 kW) Eng.CDAB 3/09-6/13 | | | | | | | | | | | | | | | | | | | | |
| 19-2317 | | | F | | | | | | | | | 137 | | | | | | 84 | | Disc 288mm |
| 19-2704 | | | R | | | | | | | | | 136,9 | | | | | | | | |
| 19-2780 | | | F | | | | | | | | | 136 | | | | | | 84 | | Disc 280mm |

SKODA

| METELLI ref | Spare Parts | | F/R | L/R | | ABS | A | B | C | D | E | F | G | H | I | L | M | Fig | NOTE |
|--|-------------|--|-----|-----|--|-----|---|---|---|---|-------|---|---|---|---|----|---|-----|------------------------|
| 1.8 TSI (118 kW) Eng.BZB, CDA 6/07-4/13 | | | | | | | | | | | | | | | | | | | |
| 19-2317 | | | F | | | | | | | | 137 | | | | | 84 | | | Disc 288mm, Disc 312mm |
| 19-2704 | | | R | | | | | | | | 136,9 | | | | | | | | |
| 19-2780 | | | F | | | | | | | | 136 | | | | | 84 | | | Disc 280mm |
| 1.9 TDI (77 kW) Eng.BJB, BKC, BLS, BXE 6/04-12/10 | | | | | | | | | | | | | | | | | | | |
| 19-2317 | | | F | | | | | | | | 137 | | | | | 84 | | | Disc 312mm, Disc 288mm |
| 19-2704 | | | R | | | | | | | | 136,9 | | | | | | | | |
| 19-2780 | | | F | | | | | | | | 136 | | | | | 84 | | | Disc 280mm |
| 2.0 FSI (110 kW) Eng.BLR, BLY, BVY, BVZ 11/04-10/08 | | | | | | | | | | | | | | | | | | | |
| 19-2317 | | | F | | | | | | | | 137 | | | | | 84 | | | Disc 312mm, Disc 288mm |
| 19-2704 | | | R | | | | | | | | 136,9 | | | | | | | | |
| 19-2780 | | | F | | | | | | | | 136 | | | | | 84 | | | Disc 280mm |
| 2.0 RS (147 kW) Eng.BWA, CCZA 10/05-2/13 | | | | | | | | | | | | | | | | | | | |
| 19-2317 | | | F | | | | | | | | 137 | | | | | 84 | | | Disc 288mm, Disc 312mm |
| 19-2704 | | | R | | | | | | | | 136,9 | | | | | | | | |
| 19-2780 | | | F | | | | | | | | 136 | | | | | 84 | | | Disc 280mm |
| 2.0 TDI (81 kW) Eng.CFHF, CLCA 3/10-6/13 | | | | | | | | | | | | | | | | | | | |
| 19-2317 | | | F | | | | | | | | 137 | | | | | 84 | | | Disc 288mm, Disc 312mm |
| 19-2704 | | | R | | | | | | | | 136,9 | | | | | | | | |
| 19-2780 | | | F | | | | | | | | 136 | | | | | 84 | | | Disc 280mm |
| 2.0 TDI (100 kW) Eng.AZV 2/04-5/10 | | | | | | | | | | | | | | | | | | | |
| 19-2317 | | | F | | | | | | | | 137 | | | | | 84 | | | Disc 312mm, Disc 288mm |
| 19-2704 | | | R | | | | | | | | 136,9 | | | | | | | | |
| 19-2780 | | | F | | | | | | | | 136 | | | | | 84 | | | Disc 280mm |
| 2.0 TDI (103 kW) Eng.BMM 11/05-5/10 | | | | | | | | | | | | | | | | | | | |
| 19-2317 | | | F | | | | | | | | 137 | | | | | 84 | | | Disc 288mm, Disc 312mm |
| 19-2704 | | | R | | | | | | | | 136,9 | | | | | | | | |
| 19-2780 | | | F | | | | | | | | 136 | | | | | 84 | | | Disc 280mm |

SKODA

| METELLI ref | Spare Parts | | F/R | L/R | | | ABS | A | B | C | D | E | F | G | H | I | L | M | Fig | NOTE |
|---|-------------|--------|-----|-----|--|--|-----|---|---|---|---|-------|---|---|---|---|---|----|-----|------------------------|
| 2.0 TDI 16V (103 kW) Eng.BKD, CFHC, CLCB 2/04-4/13 | | | | | | | | | | | | | | | | | | | | |
| 19-2317 | | | F | | | | | | | | | 137 | | | | | | 84 | | Disc 312mm, Disc 288mm |
| 19-2704 | | | R | | | | | | | | | 136,9 | | | | | | | | |
| 19-2780 | | | F | | | | | | | | | 136 | | | | | | 84 | | Disc 280mm |
| 2.0 TDI RS (125 kW) Eng.BMN, CEGA 4/06-2/13 | | | | | | | | | | | | | | | | | | | | |
| 19-2317 | | | F | | | | | | | | | 137 | | | | | | 84 | | Disc 288mm, Disc 312mm |
| 19-2704 | | | R | | | | | | | | | 136,9 | | | | | | | | |
| 19-2780 | | | F | | | | | | | | | 136 | | | | | | 84 | | Disc 280mm |
| Octavia III Combi (1Z5) 2/04-6/13 | | | | | | | | | | | | | | | | | | | | |
| 1.2 TSI (77 kW) Eng.CBZB 2/10-4/13 | | | | | | | | | | | | | | | | | | | | |
| 19-2317 | | | F | | | | | | | | | 137 | | | | | | 84 | | |
| 19-2704 | | | R | | | | | | | | | 136,9 | | | | | | | | |
| 19-2780 | | | F | | | | | | | | | 136 | | | | | | 84 | | |
| 1.4 (55 kW) Eng.BCA 5/04-5/06 | | | | | | | | | | | | | | | | | | | | |
| 19-2317 | | | F | | | | | | | | | 137 | | | | | | 84 | | Disc 288mm |
| 19-2704 | | | R | | | | | | | | | 136,9 | | | | | | | | |
| 19-2780 | | 06/05- | F | | | | | | | | | 136 | | | | | | 84 | | |
| 1.4 (59 kW) Eng.BUD, CGGA 5/06-6/13 | | | | | | | | | | | | | | | | | | | | |
| 19-2317 | | | F | | | | | | | | | 137 | | | | | | 84 | | |
| 19-2704 | | | R | | | | | | | | | 136,9 | | | | | | | | |
| 19-2780 | | | F | | | | | | | | | 136 | | | | | | 84 | | |
| 1.4 TSI (90 kW) Eng.CAXA 11/08-6/13 | | | | | | | | | | | | | | | | | | | | |
| 19-2317 | | | F | | | | | | | | | 137 | | | | | | 84 | | |
| 19-2704 | | | R | | | | | | | | | 136,9 | | | | | | | | |
| 19-2780 | | | F | | | | | | | | | 136 | | | | | | 84 | | |
| 1.6 (75 kW) Eng.BGU, BSE, BSF, CCSA, CMXA 9/04-6/13 | | | | | | | | | | | | | | | | | | | | |
| 19-2317 | | | F | | | | | | | | | 137 | | | | | | 84 | | Disc 288mm |
| 19-2704 | | | R | | | | | | | | | 136,9 | | | | | | | | |

SKODA

| METELLI ref | Spare Parts | | F/R | L/R | | ABS | A | B | C | D | E | F | G | H | I | L | M | Fig | NOTE |
|--|-------------|--------|-----|-----|--|-----|---|---|---|---|-------|---|---|---|---|----|---|-----|------------|
| 19-2780 | | 06/05- | F | | | | | | | | 136 | | | | | 84 | | | |
| 1.6 FSI (85 kW) Eng.BLF 2/04-10/08 | | | | | | | | | | | | | | | | | | | |
| 19-2317 | | | F | | | | | | | | 137 | | | | | 84 | | | Disc 288mm |
| 19-2704 | | | R | | | | | | | | 136,9 | | | | | | | | |
| 19-2780 | | 06/05- | F | | | | | | | | 136 | | | | | 84 | | | |
| 1.6 LPG (75 kW) Eng.CHGA 8/09-11/12 | | | | | | | | | | | | | | | | | | | |
| 19-2317 | | | F | | | | | | | | 137 | | | | | 84 | | | |
| 19-2704 | | | R | | | | | | | | 136,9 | | | | | | | | |
| 19-2780 | | | F | | | | | | | | 136 | | | | | 84 | | | |
| 1.6 MultiFuel (75 kW) Eng.CCSA, CMXA 1/08-6/13 | | | | | | | | | | | | | | | | | | | |
| 19-2317 | | | F | | | | | | | | 137 | | | | | 84 | | | |
| 19-2704 | | | R | | | | | | | | 136,9 | | | | | | | | |
| 19-2780 | | | F | | | | | | | | 136 | | | | | 84 | | | |
| 1.6 TDI (77 kW) Eng.CAYC 6/09-4/13 | | | | | | | | | | | | | | | | | | | |
| 19-2317 | | | F | | | | | | | | 137 | | | | | 84 | | | |
| 19-2704 | | | R | | | | | | | | 136,9 | | | | | | | | |
| 19-2780 | | | F | | | | | | | | 136 | | | | | 84 | | | |
| 1.6 TDI 4x4 (77 kW) Eng.CAYC 6/09-2/13 | | | | | | | | | | | | | | | | | | | |
| 19-2317 | | | F/R | | | | | | | | 137 | | | | | 84 | | | |
| 19-2780 | | | F | | | | | | | | 136 | | | | | 84 | | | |
| 1.8 TSI (112 kW) Eng.CDAB 3/09-6/13 | | | | | | | | | | | | | | | | | | | |
| 19-2317 | | | F | | | | | | | | 137 | | | | | 84 | | | Disc 288mm |
| 19-2704 | | | R | | | | | | | | 136,9 | | | | | | | | |
| 19-2780 | | | F | | | | | | | | 136 | | | | | 84 | | | Disc 280mm |
| 1.8 TSI (118 kW) Eng.BZB, CDAA 6/07-4/13 | | | | | | | | | | | | | | | | | | | |
| 19-2317 | | | F | | | | | | | | 137 | | | | | 84 | | | |
| 19-2704 | | | R | | | | | | | | 136,9 | | | | | | | | |
| 19-2780 | | | F | | | | | | | | 136 | | | | | 84 | | | |

SKODA

| METELLI ref | Spare Parts | | F/R | L/R | | ABS | A | B | C | D | E | F | G | H | I | L | M | Fig | NOTE |
|--|-------------|--------|-----|-----|--|-----|---|---|---|---|-------|---|---|---|---|----|---|-----|------------|
| 1.8 TSI 4x4 (112 kW) Eng.CDAB 3/09-2/13 | | | | | | | | | | | | | | | | | | | |
| 19-2317 | | | F/R | | | | | | | | 137 | | | | | 84 | | | |
| 19-2780 | | | F | | | | | | | | 136 | | | | | 84 | | | |
| 1.8 TSI 4x4 (118 kW) Eng.CDAA 11/08-2/13 | | | | | | | | | | | | | | | | | | | |
| 19-2317 | | | F/R | | | | | | | | 137 | | | | | 84 | | | |
| 19-2780 | | | F | | | | | | | | 136 | | | | | 84 | | | |
| 1.9 TDI (77 kW) Eng.BJB, BKC, BLS, BXE 9/04-12/10 | | | | | | | | | | | | | | | | | | | |
| 19-2317 | | | F | | | | | | | | 137 | | | | | 84 | | | Disc 288mm |
| 19-2704 | | | R | | | | | | | | 136,9 | | | | | | | | |
| 19-2780 | | 06/05- | F | | | | | | | | 136 | | | | | 84 | | | |
| 1.9 TDI 4x4 (77 kW) Eng.BKC, BLS, BXE 11/04-12/10 | | | | | | | | | | | | | | | | | | | |
| 19-2317 | | | F/R | | | | | | | | 137 | | | | | 84 | | | |
| 19-2780 | | | F | | | | | | | | 136 | | | | | 84 | | | |
| 2.0 FSI (110 kW) Eng.BLR, BLY, BVY, BVZ 11/04-10/08 | | | | | | | | | | | | | | | | | | | |
| 19-2317 | | | F | | | | | | | | 137 | | | | | 84 | | | Disc 288mm |
| 19-2704 | | | R | | | | | | | | 136,9 | | | | | | | | |
| 19-2780 | | 06/05- | F | | | | | | | | 136 | | | | | 84 | | | |
| 2.0 FSI 4x4 (110 kW) Eng.BLX, BLY, BVX 11/04-4/09 | | | | | | | | | | | | | | | | | | | |
| 19-2317 | | | F/R | | | | | | | | 137 | | | | | 84 | | | |
| 19-2780 | | | F | | | | | | | | 136 | | | | | 84 | | | |
| 2.0 RS (147 kW) Eng.BWA, CCZA 10/05-2/13 | | | | | | | | | | | | | | | | | | | |
| 19-2317 | | | F | | | | | | | | 137 | | | | | 84 | | | |
| 19-2704 | | | R | | | | | | | | 136,9 | | | | | | | | |
| 2.0 TDI (81 kW) Eng.CFHF, CLCA 3/10-6/13 | | | | | | | | | | | | | | | | | | | |
| 19-2317 | | | F | | | | | | | | 137 | | | | | 84 | | | |
| 19-2704 | | | R | | | | | | | | 136,9 | | | | | | | | |
| 19-2780 | | | F | | | | | | | | 136 | | | | | 84 | | | |
| 2.0 TDI (103 kW) Eng.BMM 11/05-5/10 | | | | | | | | | | | | | | | | | | | |
| 19-2317 | | | F | | | | | | | | 137 | | | | | 84 | | | |

SKODA

| METELLI ref | Spare Parts | | F/R | L/R | | ABS | A | B | C | D | E | F | G | H | I | L | M | Fig | NOTE |
|---|-------------|--------|-----|-----|--|-----|---|----|---|---|-------|---|---|---|---|----|---|-----|------------|
| 19-2704 | | | R | | | | | | | | 136,9 | | | | | | | | |
| 19-2780 | | | F | | | | | | | | 136 | | | | | 84 | | | |
| 2.0 TDI 16V (100 kW) Eng.AZV 2/04-5/10 | | | | | | | | | | | | | | | | | | | |
| 19-2317 | | | F | | | | | | | | 137 | | | | | 84 | | | Disc 288mm |
| 19-2704 | | | R | | | | | | | | 136,9 | | | | | | | | |
| 19-2780 | | 06/05- | F | | | | | | | | 136 | | | | | 84 | | | |
| 2.0 TDI 16V (103 kW) Eng.BKD, CFHC, CLCB 2/04-5/13 | | | | | | | | | | | | | | | | | | | |
| 19-2317 | | | F | | | | | | | | 137 | | | | | 84 | | | Disc 288mm |
| 19-2704 | | | R | | | | | | | | 136,9 | | | | | | | | |
| 19-2780 | | 06/05- | F | | | | | | | | 136 | | | | | 84 | | | |
| 2.0 TDI 16V 4x4 (103 kW) Eng.BKD, CFHC, CLCB 5/10-2/13 | | | | | | | | | | | | | | | | | | | |
| 19-2317 | | | F/R | | | | | | | | 137 | | | | | 84 | | | |
| 19-2780 | | | F | | | | | | | | 136 | | | | | 84 | | | |
| 2.0 TDI 4x4 (81 kW) Eng.CFHF 5/11-2/13 | | | | | | | | | | | | | | | | | | | |
| 19-2317 | | | F/R | | | | | | | | 137 | | | | | 84 | | | |
| 19-2780 | | | F | | | | | | | | 136 | | | | | 84 | | | |
| 2.0 TDI 4x4 (103 kW) Eng.BMM 7/06-5/10 | | | | | | | | | | | | | | | | | | | |
| 19-2317 | | | F/R | | | | | | | | 137 | | | | | 84 | | | |
| 19-2780 | | | F | | | | | | | | 136 | | | | | 84 | | | |
| 2.0 TDI RS (125 kW) Eng.BMN, CEGA 4/06-2/13 | | | | | | | | | | | | | | | | | | | |
| 19-2317 | | | F | | | | | | | | 137 | | | | | 84 | | | |
| 19-2704 | | | R | | | | | | | | 136,9 | | | | | | | | |
| 19-2780 | | | F | | | | | | | | 136 | | | | | 84 | | | |
| Octavia IV (5E3, NL3, NR3) 11/12-1/70 | | | | | | | | | | | | | | | | | | | |
| 1.0 TSI (85 kW) Eng.CHZD, DKRA, DKRF 5/16-10/20 | | | | | | | | | | | | | | | | | | | |
| 19-2364 | | | F | | | | | 36 | | | 136,4 | | | | | 84 | | | Disc 312mm |
| 19-2705 | | | R | | | | | 30 | | | 136,5 | | | | | | | | |
| 19-2780 | | | F | | | | | | | | 136 | | | | | 84 | | | Disc 288mm |

SKODA

| METELLI ref | Spare Parts | F/R | L/R | ABS | A | B | C | D | E | F | G | H | I | L | M | Fig | NOTE |
|---|-------------|-----|-----|-----|---|----|---|---|-------|---|---|---|---|----|---|-----|------------|
| 1.2 TSI (63 kW) Eng.CJZB (-05.15), CYVA (05.15-) 11/12-2/17 | | | | | | | | | | | | | | | | | |
| 19-2364 | | F | | | | 36 | | | 136,4 | | | | | 84 | | | Disc 312mm |
| 19-2705 | | R | | | | 30 | | | 136,5 | | | | | | | | |
| 1.2 TSI (77 kW) Eng.CJZA 11/12-2/17 | | | | | | | | | | | | | | | | | |
| 19-2364 | | F | | | | 36 | | | 136,4 | | | | | 84 | | | Disc 312mm |
| 19-2705 | | R | | | | 30 | | | 136,5 | | | | | | | | |
| 1.2 TSI (81 kW) Eng.CYVB 5/15-2/17 | | | | | | | | | | | | | | | | | |
| 19-2364 | | F | | | | 36 | | | 136,4 | | | | | 84 | | | Disc 312mm |
| 19-2705 | | R | | | | 30 | | | 136,5 | | | | | | | | |
| 19-2780 | | F | | | | | | | 136 | | | | | 84 | | | Disc 288mm |
| 1.4 TSI (103 kW) Eng.CHPA 11/12-2/17 | | | | | | | | | | | | | | | | | |
| 19-2364 | | F | | | | 36 | | | 136,4 | | | | | 84 | | | Disc 312mm |
| 19-2705 | | R | | | | 30 | | | 136,5 | | | | | | | | |
| 1.4 TSI (110 kW) Eng.CHPB, CZDA 8/14-10/20 | | | | | | | | | | | | | | | | | |
| 19-2364 | | F | | | | 36 | | | 136,4 | | | | | 84 | | | Disc 312mm |
| 19-2705 | | R | | | | 30 | | | 136,5 | | | | | | | | |
| 19-2780 | | F | | | | | | | 136 | | | | | 84 | | | Disc 288mm |
| 1.4 TSI G-TEC (81 kW) Eng.CPWA 11/13-2/17 | | | | | | | | | | | | | | | | | |
| 19-2364 | | F | | | | 36 | | | 136,4 | | | | | 84 | | | Disc 312mm |
| 19-2705 | | R | | | | 30 | | | 136,5 | | | | | | | | |
| 1.5 TSI (110 kW) Eng.DADA, DPCA (07.19-) 2/17-10/20 | | | | | | | | | | | | | | | | | |
| 19-2364 | | F | | | | 36 | | | 136,4 | | | | | 84 | | | Disc 312mm |
| 19-2705 | | R | | | | 30 | | | 136,5 | | | | | | | | |
| 19-2780 | | F | | | | | | | 136 | | | | | 84 | | | Disc 288mm |
| 1.6 (81 kW) Eng.CWVA 1/14-10/20 | | | | | | | | | | | | | | | | | |
| 19-2364 | | F | | | | 36 | | | 136,4 | | | | | 84 | | | Disc 312mm |
| 19-2705 | | R | | | | 30 | | | 136,5 | | | | | | | | |
| 1.6 TDI (66 kW) Eng.CLHB (-05.15), CRKA (-05.15), CXXA (-02.17), DD 11/12-10/20 | | | | | | | | | | | | | | | | | |
| 19-2364 | | F | | | | 36 | | | 136,4 | | | | | 84 | | | Disc 312mm |

SKODA

| METELLI ref | Spare Parts | | F/R | L/R | | | ABS | A | B | C | D | E | F | G | H | I | L | M | Fig | NOTE |
|--|-------------|--|-----|-----|--|--|-----|---|----|---|---|-------|---|---|---|---|---|----|-----|------------|
| 2.0 TDI (110 kW) Eng.CKFC, CRMB, CYKA, DCYA, DFFA 11/12-10/20 | | | | | | | | | | | | | | | | | | | | |
| 19-2364 | | | F | | | | | | 36 | | | 136,4 | | | | | | 84 | | Disc 312mm |
| 19-2705 | | | R | | | | | | 30 | | | 136,5 | | | | | | | | |
| 2.0 TDI / TDI RS 4x4 (135 kW) Eng.CUNA, CUPA, DJGA 5/13-10/20 | | | | | | | | | | | | | | | | | | | | |
| 19-2364 | | | F | | | | | | 36 | | | 136,4 | | | | | | 84 | | Disc 312mm |
| 19-2780 | | | F | | | | | | | | | 136 | | | | | | 84 | | Disc 288mm |
| 2.0 TDI 4x4 (110 kW) Eng.CKFC, CRMB, DCYA, DFFA (02.17-.) 5/13-10/20 | | | | | | | | | | | | | | | | | | | | |
| 19-2364 | | | F | | | | | | 36 | | | 136,4 | | | | | | 84 | | Disc 312mm |
| 19-2780 | | | F | | | | | | | | | 136 | | | | | | 84 | | Disc 288mm |
| 2.0 TDI RS (135 kW) Eng.CUNA, CUPA, DJGA 5/13-10/20 | | | | | | | | | | | | | | | | | | | | |
| 19-2364 | | | F | | | | | | 36 | | | 136,4 | | | | | | 84 | | Disc 312mm |
| 19-2705 | | | R | | | | | | 30 | | | 136,5 | | | | | | | | Eng. CUPA |
| 2.0 TSI (140 kW) Eng.DKZA 2/17-10/20 | | | | | | | | | | | | | | | | | | | | |
| 19-2364 | | | F | | | | | | 36 | | | 136,4 | | | | | | 84 | | Disc 312mm |
| 19-2705 | | | R | | | | | | 30 | | | 136,5 | | | | | | | | |
| 19-2780 | | | F | | | | | | | | | 136 | | | | | | 84 | | Disc 288mm |
| 2.0 TSI 4x4 (140 kW) Eng.DKZA 2/19-10/20 | | | | | | | | | | | | | | | | | | | | |
| 19-2364 | | | F | | | | | | 36 | | | 136,4 | | | | | | 84 | | Disc 312mm |
| 19-2780 | | | F | | | | | | | | | 136 | | | | | | 84 | | Disc 288mm |
| 2.0 TSI RS (162 kW) Eng.CHHB 5/13-2/17 | | | | | | | | | | | | | | | | | | | | |
| 19-2364 | | | F | | | | | | 36 | | | 136,4 | | | | | | 84 | | Disc 312mm |
| 19-2705 | | | R | | | | | | 30 | | | 136,5 | | | | | | | | Eng. CHHB |
| 2.0 TSI RS (169 kW) Eng.CHHA 5/15-10/20 | | | | | | | | | | | | | | | | | | | | |
| 19-2364 | | | F | | | | | | 36 | | | 136,4 | | | | | | 84 | | Disc 312mm |
| 19-2705 | | | R | | | | | | 30 | | | 136,5 | | | | | | | | |
| 19-2780 | | | F | | | | | | | | | 136 | | | | | | 84 | | Disc 288mm |
| 2.0 TSI RS (180 kW) Eng.DHGA, DKTB, DLBA 2/17-10/20 | | | | | | | | | | | | | | | | | | | | |
| 19-2364 | | | F | | | | | | 36 | | | 136,4 | | | | | | 84 | | Disc 312mm |
| 19-2705 | | | R | | | | | | 30 | | | 136,5 | | | | | | | | |

SKODA

| METELLI ref | Spare Parts | | F/R | L/R | | ABS | A | B | C | D | E | F | G | H | I | L | M | Fig | NOTE |
|---|-------------|--|-----|-----|--|-----|---|----|---|---|-------|---|---|---|---|----|---|-----|------------|
| 19-2780 | | | F | | | | | | | | 136 | | | | | 84 | | | Disc 288mm |
| Octavia IV Combi (5E5) 11/12-1/70 | | | | | | | | | | | | | | | | | | | |
| 1.0 TSI (85 kW) Eng.CHZD, DKRA, DKRF 5/16-10/20 | | | | | | | | | | | | | | | | | | | |
| 19-2364 | | | F | | | | | 36 | | | 136,4 | | | | | 84 | | | Disc 312mm |
| 19-2705 | | | R | | | | | 30 | | | 136,5 | | | | | | | | |
| 19-2780 | | | F | | | | | | | | 136 | | | | | 84 | | | Disc 288mm |
| 1.2 TSI (63 kW) Eng.CJZB, CYVA 11/12-2/17 | | | | | | | | | | | | | | | | | | | |
| 19-2364 | | | F | | | | | 36 | | | 136,4 | | | | | 84 | | | Disc 312mm |
| 19-2705 | | | R | | | | | 30 | | | 136,5 | | | | | | | | |
| 1.2 TSI (77 kW) Eng.CJZA 11/12-2/17 | | | | | | | | | | | | | | | | | | | |
| 19-2364 | | | F | | | | | 36 | | | 136,4 | | | | | 84 | | | Disc 312mm |
| 19-2705 | | | R | | | | | 30 | | | 136,5 | | | | | | | | |
| 1.2 TSI (81 kW) Eng.CYVB 5/15-2/17 | | | | | | | | | | | | | | | | | | | |
| 19-2364 | | | F | | | | | 36 | | | 136,4 | | | | | 84 | | | Disc 312mm |
| 19-2705 | | | R | | | | | 30 | | | 136,5 | | | | | | | | |
| 19-2780 | | | F | | | | | | | | 136 | | | | | 84 | | | Disc 288mm |
| 1.4 TSI (103 kW) Eng.CHPA 11/12-2/17 | | | | | | | | | | | | | | | | | | | |
| 19-2364 | | | F | | | | | 36 | | | 136,4 | | | | | 84 | | | Disc 312mm |
| 19-2705 | | | R | | | | | 30 | | | 136,5 | | | | | | | | |
| 1.4 TSI (110 kW) Eng.CHPB, CZDA 8/14-10/20 | | | | | | | | | | | | | | | | | | | |
| 19-2364 | | | F | | | | | 36 | | | 136,4 | | | | | 84 | | | Disc 312mm |
| 19-2705 | | | R | | | | | 30 | | | 136,5 | | | | | | | | |
| 19-2780 | | | F | | | | | | | | 136 | | | | | 84 | | | Disc 288mm |
| 1.4 TSI G-TEC (81 kW) Eng.CPWA 11/12-2/17 | | | | | | | | | | | | | | | | | | | |
| 19-2364 | | | F | | | | | 36 | | | 136,4 | | | | | 84 | | | Disc 312mm |
| 19-2705 | | | R | | | | | 30 | | | 136,5 | | | | | | | | |
| 1.5 TSI (110 kW) Eng.DADA, DPCA 2/17-10/20 | | | | | | | | | | | | | | | | | | | |
| 19-2364 | | | F | | | | | 36 | | | 136,4 | | | | | 84 | | | Disc 312mm |

SKODA

| METELLI ref | Spare Parts | | F/R | L/R | | ABS | A | B | C | D | E | F | G | H | I | L | M | Fig | NOTE |
|--|-------------|--|-----|-----|--|-----|---|----|---|---|-------|---|---|---|---|----|---|-----|------------|
| 19-2705 | | | R | | | | | 30 | | | 136,5 | | | | | | | | |
| 19-2780 | | | F | | | | | | | | 136 | | | | | 84 | | | Disc 288mm |
| 1.5 TSI G-TEC (96 kW) Eng.DHFA 1/19-10/20 | | | | | | | | | | | | | | | | | | | |
| 19-2364 | | | F | | | | | 36 | | | 136,4 | | | | | 84 | | | Disc 312mm |
| 19-2705 | | | R | | | | | 30 | | | 136,5 | | | | | | | | |
| 19-2780 | | | F | | | | | | | | 136 | | | | | 84 | | | Disc 288mm |
| 1.6 (81 kW) Eng.CWVA 1/14-2/17 | | | | | | | | | | | | | | | | | | | |
| 19-2364 | | | F | | | | | 36 | | | 136,4 | | | | | 84 | | | Disc 312mm |
| 19-2705 | | | R | | | | | 30 | | | 136,5 | | | | | | | | |
| 1.6 TDI (66 kW) Eng.CLHB, CRKA, CXXA, DDYB 11/12-10/20 | | | | | | | | | | | | | | | | | | | |
| 19-2364 | | | F | | | | | 36 | | | 136,4 | | | | | 84 | | | Disc 312mm |
| 19-2705 | | | R | | | | | 30 | | | 136,5 | | | | | | | | Eng. CLHB |
| 1.6 TDI (77 kW) Eng.CLHA 11/12-5/15 | | | | | | | | | | | | | | | | | | | |
| 19-2364 | | | F | | | | | 36 | | | 136,4 | | | | | 84 | | | Disc 312mm |
| 19-2705 | | | R | | | | | 30 | | | 136,5 | | | | | | | | |
| 1.6 TDI (81 kW) Eng.CRKB, CXXB, DBKA 5/13-2/17 | | | | | | | | | | | | | | | | | | | |
| 19-2364 | | | F | | | | | 36 | | | 136,4 | | | | | 84 | | | Disc 312mm |
| 19-2705 | | | R | | | | | 30 | | | 136,5 | | | | | | | | |
| 1.6 TDI (85 kW) Eng.DDYA, DGTA, DGTE 2/17-10/20 | | | | | | | | | | | | | | | | | | | |
| 19-2364 | | | F | | | | | 36 | | | 136,4 | | | | | 84 | | | Disc 312mm |
| 19-2705 | | | R | | | | | 30 | | | 136,5 | | | | | | | | |
| 19-2780 | | | F | | | | | | | | 136 | | | | | 84 | | | Disc 288mm |
| 1.6 TDI 4x4 (77 kW) Eng.CLHA 11/12-5/15 | | | | | | | | | | | | | | | | | | | |
| 19-2364 | | | F | | | | | 36 | | | 136,4 | | | | | 84 | | | Disc 312mm |
| 19-2780 | | | F | | | | | | | | 136 | | | | | 84 | | | Disc 288mm |
| 1.6 TDI 4x4 (81 kW) Eng.CRKB, CXXB, DBKA 5/15-2/17 | | | | | | | | | | | | | | | | | | | |
| 19-2364 | | | F | | | | | 36 | | | 136,4 | | | | | 84 | | | Disc 312mm |
| 19-2780 | | | F | | | | | | | | 136 | | | | | 84 | | | Disc 288mm |

SKODA

| METELLI ref | Spare Parts | | F/R | L/R | | ABS | A | B | C | D | E | F | G | H | I | L | M | Fig | NOTE |
|--|-------------|--|-----|-----|--|-----|---|----|---|---|-------|---|---|---|---|----|---|-----|------------|
| 1.6 TDI 4x4 (85 kW) Eng.DGTE 2/17-10/20 | | | | | | | | | | | | | | | | | | | |
| 19-2364 | | | F | | | | | 36 | | | 136,4 | | | | | 84 | | | Disc 312mm |
| 19-2780 | | | F | | | | | | | | 136 | | | | | 84 | | | Disc 288mm |
| 1.8 TSI (132 kW) Eng.CJSA, CJSB 11/12-10/20 | | | | | | | | | | | | | | | | | | | |
| 19-2364 | | | F | | | | | 36 | | | 136,4 | | | | | 84 | | | Disc 312mm |
| 19-2705 | | | R | | | | | 30 | | | 136,5 | | | | | | | | |
| 1.8 TSI 4x4 (132 kW) Eng.CJSB 11/12-2/17 | | | | | | | | | | | | | | | | | | | |
| 19-2364 | | | F | | | | | 36 | | | 136,4 | | | | | 84 | | | Disc 312mm |
| 19-2780 | | | F | | | | | | | | 136 | | | | | 84 | | | Disc 288mm |
| 2.0 TDI (105 kW) Eng.CKFB, CRVC 11/12-2/17 | | | | | | | | | | | | | | | | | | | |
| 19-2364 | | | F | | | | | 36 | | | 136,4 | | | | | 84 | | | Disc 312mm |
| 19-2705 | | | R | | | | | 30 | | | 136,5 | | | | | | | | |
| 2.0 TDI (110 kW) Eng.CKFC, CRMB, CYKA, DCYA, DFFA 11/12-10/20 | | | | | | | | | | | | | | | | | | | |
| 19-2364 | | | F | | | | | 36 | | | 136,4 | | | | | 84 | | | Disc 312mm |
| 19-2705 | | | R | | | | | 30 | | | 136,5 | | | | | | | | |
| 2.0 TDI / TDI RS 4x4 (135 kW) Eng.CUNA, CUPA, DJGA 5/13-10/20 | | | | | | | | | | | | | | | | | | | |
| 19-2364 | | | F | | | | | 36 | | | 136,4 | | | | | 84 | | | Disc 312mm |
| 19-2780 | | | F | | | | | | | | 136 | | | | | 84 | | | Disc 288mm |
| 2.0 TDI 4x4 (110 kW) Eng.CKFC, CRMB, DCYA, DFFA 11/12-10/20 | | | | | | | | | | | | | | | | | | | |
| 19-2364 | | | F | | | | | 36 | | | 136,4 | | | | | 84 | | | Disc 312mm |
| 19-2780 | | | F | | | | | | | | 136 | | | | | 84 | | | Disc 288mm |
| 2.0 TDI RS (135 kW) Eng.CUNA, CUPA, DJGA 5/13-10/20 | | | | | | | | | | | | | | | | | | | |
| 19-2364 | | | F | | | | | 36 | | | 136,4 | | | | | 84 | | | Disc 312mm |
| 19-2705 | | | R | | | | | 30 | | | 136,5 | | | | | | | | Eng. CUPA |
| 2.0 TSI (140 kW) Eng.DKZA 2/17-10/20 | | | | | | | | | | | | | | | | | | | |
| 19-2364 | | | F | | | | | 36 | | | 136,4 | | | | | 84 | | | Disc 312mm |
| 19-2705 | | | R | | | | | 30 | | | 136,5 | | | | | | | | |
| 19-2780 | | | F | | | | | | | | 136 | | | | | 84 | | | Disc 288mm |

SKODA

| METELLI ref | Spare Parts | | F/R | L/R | | | ABS | A | B | C | D | E | F | G | H | I | L | M | Fig | NOTE |
|--|-------------|--|-----|-----|--|--|-----|---|----|---|---|-------|---|---|---|---|---|----|-----|------------|
| 2.0 TSI 4x4 (140 kW) Eng.DKZA 2/19-10/20 | | | | | | | | | | | | | | | | | | | | |
| 19-2364 | | | F | | | | | | 36 | | | 136,4 | | | | | | 84 | | Disc 312mm |
| 19-2780 | | | F | | | | | | | | | 136 | | | | | | | 84 | Disc 288mm |
| 2.0 TSI RS (162 kW) Eng.CHHB 11/12-2/17 | | | | | | | | | | | | | | | | | | | | |
| 19-2364 | | | F | | | | | | 36 | | | 136,4 | | | | | | | 84 | Disc 312mm |
| 19-2705 | | | R | | | | | | 30 | | | 136,5 | | | | | | | | Eng. CHHB |
| 2.0 TSI RS (169 kW) Eng.CHHA 5/15-10/20 | | | | | | | | | | | | | | | | | | | | |
| 19-2364 | | | F | | | | | | 36 | | | 136,4 | | | | | | | 84 | Disc 312mm |
| 19-2705 | | | R | | | | | | 30 | | | 136,5 | | | | | | | | |
| 19-2780 | | | F | | | | | | | | | 136 | | | | | | | 84 | Disc 288mm |
| 2.0 TSI RS (180 kW) Eng.DHGA, DKTB, DLBA 2/17-10/20 | | | | | | | | | | | | | | | | | | | | |
| 19-2364 | | | F | | | | | | 36 | | | 136,4 | | | | | | | 84 | Disc 312mm |
| 19-2705 | | | R | | | | | | 30 | | | 136,5 | | | | | | | | |
| 19-2780 | | | F | | | | | | | | | 136 | | | | | | | 84 | Disc 288mm |
| Octavia V (NX3) 1/20-1/70 | | | | | | | | | | | | | | | | | | | | |
| 1.0 TSI (81 kW) Eng.DLAA 6/20-1/70 | | | | | | | | | | | | | | | | | | | | |
| 19-2364 | | | F | | | | | | 36 | | | 136,4 | | | | | | | 84 | |
| 1.0 TSI e-TEC (81 kW) Eng.DLAA 6/20-1/70 | | | | | | | | | | | | | | | | | | | | |
| 19-2364 | | | F | | | | | | 36 | | | 136,4 | | | | | | | 84 | |
| 1.4 TSI Hybrid (110 kW) Eng.DGEA 6/20-1/70 | | | | | | | | | | | | | | | | | | | | |
| 19-2364 | | | F | | | | | | 36 | | | 136,4 | | | | | | | 84 | |
| 1.5 TSi (110 kW) Eng.DPCA 1/20-1/70 | | | | | | | | | | | | | | | | | | | | |
| 19-2364 | | | F | | | | | | 36 | | | 136,4 | | | | | | | 84 | |
| 1.5 TSI G-TEC (96 kW) Eng.DHFA 6/20-1/70 | | | | | | | | | | | | | | | | | | | | |
| 19-2364 | | | F | | | | | | 36 | | | 136,4 | | | | | | | 84 | |
| 1.6 SRE (81 kW) Eng.CWVA, DWYA 7/20-1/70 | | | | | | | | | | | | | | | | | | | | |
| 19-2364 | | | F | | | | | | 36 | | | 136,4 | | | | | | | 84 | |

SKODA

| METELLI ref | Spare Parts | F/R | L/R | ABS | A | B | C | D | E | F | G | H | I | L | M | Fig | NOTE |
|--|-------------|-----|-----|-----|---|----|---|---|-------|---|---|---|---|----|---|-----|------|
| 2.0 TDi (85 kW) Eng.DSUD, DTRB, DTRD 3/20-1/70 | | | | | | | | | | | | | | | | | |
| 19-2364 | | F | | | | 36 | | | 136,4 | | | | | 84 | | | |
| 2.0 TDI (105 kW) Eng.CRVC 6/20-1/70 | | | | | | | | | | | | | | | | | |
| 19-2364 | | F | | | | 36 | | | 136,4 | | | | | 84 | | | |
| 2.0 TDi (110 kW) Eng.DSTA, DSTB, DTTA, DTTC 1/20-1/70 | | | | | | | | | | | | | | | | | |
| 19-2364 | | F | | | | 36 | | | 136,4 | | | | | 84 | | | |
| 2.0 TDI (147 kW) Eng.DTUA 7/20-1/70 | | | | | | | | | | | | | | | | | |
| 19-2364 | | F | | | | 36 | | | 136,4 | | | | | 84 | | | |
| 2.0 TFSI (140 kW) Eng.CZPB 7/20-1/70 | | | | | | | | | | | | | | | | | |
| 19-2364 | | F | | | | 36 | | | 136,4 | | | | | 84 | | | |
| 2.0 TSI RS (180 kW) Eng.DLBA, DNPA 3/20-1/70 | | | | | | | | | | | | | | | | | |
| 19-2364 | | F | | | | 36 | | | 136,4 | | | | | 84 | | | |
| Octavia V Combi (NX5) 11/19-1/70 | | | | | | | | | | | | | | | | | |
| 1.0 TSI (81 kW) Eng.DLAA 6/20-1/70 | | | | | | | | | | | | | | | | | |
| 19-2364 | | F | | | | 36 | | | 136,4 | | | | | 84 | | | |
| 1.0 TSI e-TEC (81 kW) Eng.DLAA 6/20-1/70 | | | | | | | | | | | | | | | | | |
| 19-2364 | | F | | | | 36 | | | 136,4 | | | | | 84 | | | |
| 1.4 TSI Hybrid (110 kW) Eng.DGEA 6/20-1/70 | | | | | | | | | | | | | | | | | |
| 19-2364 | | F | | | | 36 | | | 136,4 | | | | | 84 | | | |
| 1.5 TSi (110 kW) Eng.DPCA 11/19-1/70 | | | | | | | | | | | | | | | | | |
| 19-2364 | | F | | | | 36 | | | 136,4 | | | | | 84 | | | |
| 1.5 TSI G-TEC (96 kW) Eng.DHFA 6/20-1/70 | | | | | | | | | | | | | | | | | |
| 19-2364 | | F | | | | 36 | | | 136,4 | | | | | 84 | | | |
| 1.6 SRE (81 kW) Eng.CWVA, DWYA 6/20-1/70 | | | | | | | | | | | | | | | | | |
| 19-2364 | | F | | | | 36 | | | 136,4 | | | | | 84 | | | |
| 1.6 SRE (81 kW) Eng.DWYA 6/20-1/70 | | | | | | | | | | | | | | | | | |
| 19-2364 | | F | | | | 36 | | | 136,4 | | | | | 84 | | | |

SKODA

| METELLI ref | Spare Parts | | F/R | L/R | | | ABS | A | B | C | D | E | F | G | H | I | L | M | Fig | NOTE |
|---|-------------|--------|-----|-----|--|--|-----|---|----|----|----|-------|---|---|---|---|------|---|-----|------|
| 2.0 TDi (85 kW) Eng.DSUD, DTRB, DTRD 11/19-1/70 | | | | | | | | | | | | | | | | | | | | |
| 19-2364 | | | F | | | | | | 36 | | | 136,4 | | | | | 84 | | | |
| 2.0 TDI (105 kW) Eng.CRVC 6/20-1/70 | | | | | | | | | | | | | | | | | | | | |
| 19-2364 | | | F | | | | | | 36 | | | 136,4 | | | | | 84 | | | |
| 2.0 TDi (110 kW) Eng.DSTA, DSTB, DTTA, DTTC 11/19-1/70 | | | | | | | | | | | | | | | | | | | | |
| 19-2364 | | | F | | | | | | 36 | | | 136,4 | | | | | 84 | | | |
| 2.0 TDI (147 kW) Eng.DTUA 7/20-1/70 | | | | | | | | | | | | | | | | | | | | |
| 19-2364 | | | F | | | | | | 36 | | | 136,4 | | | | | 84 | | | |
| 2.0 TFSI (140 kW) Eng.CZPB 9/20-1/70 | | | | | | | | | | | | | | | | | | | | |
| 19-2364 | | | F | | | | | | 36 | | | 136,4 | | | | | 84 | | | |
| 2.0 TSI RS (180 kW) Eng.DLBA, DNPA 3/20-1/70 | | | | | | | | | | | | | | | | | | | | |
| 19-2364 | | | F | | | | | | 36 | | | 136,4 | | | | | 84 | | | |
| Rapid II (NH3) 7/12-1/70 | | | | | | | | | | | | | | | | | | | | |
| 1.0 TSI (70 kW) Eng.CHZB, DKLD 6/17-12/19 | | | | | | | | | | | | | | | | | | | | |
| 19-1587 | | | F | | | | | | 36 | | 72 | 126,5 | | | | | 82,6 | | | |
| 1.0 TSI (81 kW) Eng.CHZC, DKRC 6/17-12/19 | | | | | | | | | | | | | | | | | | | | |
| 19-1587 | | | F | | | | | | 36 | | 72 | 126,5 | | | | | 82,6 | | | |
| 1.2 (55 kW) Eng.CGPC 7/12-6/15 | | | | | | | | | | | | | | | | | | | | |
| 19-1587 | | | F | | | | | | 36 | | 72 | 126,5 | | | | | 82,6 | | | |
| 19-2499 | | -11/12 | R | | | | 43 | | | 30 | | 120 | | | | | 63,5 | | | |
| 1.2 LPG (55 kW) Eng.CGPC 7/12-6/15 | | | | | | | | | | | | | | | | | | | | |
| 19-1587 | | | F | | | | | | 36 | | 72 | 126,5 | | | | | 82,6 | | | |
| 19-2499 | | -11/12 | R | | | | 43 | | | 30 | | 120 | | | | | 63,5 | | | |
| 1.2 LPG (63 kW) Eng.CBZA 7/12-5/15 | | | | | | | | | | | | | | | | | | | | |
| 19-1587 | | | F | | | | | | 36 | | 72 | 126,5 | | | | | 82,6 | | | |
| 19-2499 | | -11/12 | R | | | | 43 | | | 30 | | 120 | | | | | 63,5 | | | |
| 1.2 TSI (63 kW) Eng.CBZA 7/12-5/15 | | | | | | | | | | | | | | | | | | | | |
| 19-1587 | | | F | | | | | | 36 | | 72 | 126,5 | | | | | 82,6 | | | |

SKODA

| METELLI ref | Spare Parts | | F/R | L/R | | ABS | A | B | C | D | E | F | G | H | I | L | M | Fig | NOTE |
|---|-------------|--------|-----|-----|--|-----|---|----|----|----|-------|---|---|---|---|------|---|-----|-----------------|
| 19-2499 | | -11/12 | R | | | 43 | | | 30 | | 120 | | | | | 63,5 | | | |
| 1.2 TSI (66 kW) Eng.CJZC 5/15-12/19 | | | | | | | | | | | | | | | | | | | |
| 19-1587 | | | F | | | | | 36 | | 72 | 126,5 | | | | | 82,6 | | | |
| 1.2 TSI (77 kW) Eng.CBZB 7/12-5/15 | | | | | | | | | | | | | | | | | | | |
| 19-1587 | | | F | | | | | 36 | | 72 | 126,5 | | | | | 82,6 | | | |
| 19-2499 | | -11/12 | R | | | 43 | | | 30 | | 120 | | | | | 63,5 | | | |
| 1.2 TSI (81 kW) Eng.CJZD 5/15-12/19 | | | | | | | | | | | | | | | | | | | |
| 19-1587 | | | F | | | | | 36 | | 72 | 126,5 | | | | | 82,6 | | | |
| 1.4 TDI (66 kW) Eng.CUSB 5/15-12/19 | | | | | | | | | | | | | | | | | | | |
| 19-1587 | | | F | | | | | 36 | | 72 | 126,5 | | | | | 82,6 | | | |
| 1.4 TSI (90 kW) Eng.CAXA 7/12-6/15 | | | | | | | | | | | | | | | | | | | |
| 19-1587 | | | F | | | | | 36 | | 72 | 126,5 | | | | | 82,6 | | | |
| 19-2499 | | -11/12 | R | | | 43 | | | 30 | | 120 | | | | | 63,5 | | | |
| 1.4 TSI (92 kW) Eng.CZCA 5/15-1/70 | | | | | | | | | | | | | | | | | | | |
| 19-1587 | | | F | | | | | 36 | | 72 | 126,5 | | | | | 82,6 | | | |
| 1.6 (77 kW) Eng.CFNA 7/12-6/15 | | | | | | | | | | | | | | | | | | | |
| 19-1587 | | | F | | | | | 36 | | 72 | 126,5 | | | | | 82,6 | | | Eng. CFNA, CLNA |
| 19-2499 | | -11/12 | R | | | 43 | | | 30 | | 120 | | | | | 63,5 | | | |
| 1.6 (81 kW) Eng.CWVA 5/15-1/70 | | | | | | | | | | | | | | | | | | | |
| 19-1587 | | | F | | | | | 36 | | 72 | 126,5 | | | | | 82,6 | | | |
| 1.6 SRE (66 kW) Eng.CWVB 6/15-1/70 | | | | | | | | | | | | | | | | | | | |
| 19-1587 | | | F | | | | | 36 | | 72 | 126,5 | | | | | 82,6 | | | |
| 1.6 TDI (66 kW) Eng.CAYB 8/13-5/15 | | | | | | | | | | | | | | | | | | | |
| 19-1587 | | | F | | | | | 36 | | 72 | 126,5 | | | | | 82,6 | | | Eng. CAYB |
| 1.6 TDI (77 kW) Eng.CAYC, CLNA 7/12-12/19 | | | | | | | | | | | | | | | | | | | |
| 19-1587 | | | F | | | | | 36 | | 72 | 126,5 | | | | | 82,6 | | | |
| 19-2499 | | -11/12 | R | | | 43 | | | 30 | | 120 | | | | | 63,5 | | | |

SKODA

| METELLI ref | Spare Parts | | F/R | L/R | | | ABS | A | B | C | D | E | F | G | H | I | L | M | Fig | NOTE |
|---|-------------|--------|-----|-----|--|--|-----|---|----|----|----|-------|---|---|---|---|---|---|------|-----------|
| 1.6 TDI (85 kW) Eng.CXMA 5/15-12/19 | | | | | | | | | | | | | | | | | | | | |
| 19-1587 | | | F | | | | | | 36 | | 72 | 126,5 | | | | | | | 82,6 | |
| Rapid II Spaceback (NH1) 7/12-1/70 | | | | | | | | | | | | | | | | | | | | |
| 1.0 TSI (70 kW) Eng.CHZB, DKLD 6/17-12/19 | | | | | | | | | | | | | | | | | | | | |
| 19-1587 | | | F | | | | | | 36 | | 72 | 126,5 | | | | | | | 82,6 | |
| 1.0 TSI (81 kW) Eng.CHZC, DKRC 6/17-12/19 | | | | | | | | | | | | | | | | | | | | |
| 19-1587 | | | F | | | | | | 36 | | 72 | 126,5 | | | | | | | 82,6 | |
| 1.2 (55 kW) Eng.CGPC 7/12-6/15 | | | | | | | | | | | | | | | | | | | | |
| 19-1587 | | | F | | | | | | 36 | | 72 | 126,5 | | | | | | | 82,6 | |
| 19-2499 | | -11/12 | R | | | | 43 | | | 30 | | 120 | | | | | | | 63,5 | |
| 1.2 LPG (55 kW) Eng.CGPC 7/12-6/15 | | | | | | | | | | | | | | | | | | | | |
| 19-1587 | | | F | | | | | | 36 | | 72 | 126,5 | | | | | | | 82,6 | |
| 19-2499 | | -11/12 | R | | | | 43 | | | 30 | | 120 | | | | | | | 63,5 | |
| 1.2 LPG (63 kW) Eng.CBZA 7/12-5/15 | | | | | | | | | | | | | | | | | | | | |
| 19-1587 | | | F | | | | | | 36 | | 72 | 126,5 | | | | | | | 82,6 | |
| 19-2499 | | -11/12 | R | | | | 43 | | | 30 | | 120 | | | | | | | 63,5 | |
| 1.2 TSI (63 kW) Eng.CBZA 7/12-5/15 | | | | | | | | | | | | | | | | | | | | |
| 19-1587 | | | F | | | | | | 36 | | 72 | 126,5 | | | | | | | 82,6 | Eng. CBZA |
| 19-2499 | | -11/12 | R | | | | 43 | | | 30 | | 120 | | | | | | | 63,5 | |
| 1.2 TSI (66 kW) Eng.CJZC 5/15-12/19 | | | | | | | | | | | | | | | | | | | | |
| 19-1587 | | | F | | | | | | 36 | | 72 | 126,5 | | | | | | | 82,6 | |
| 1.2 TSI (77 kW) Eng.CBZB 7/12-5/15 | | | | | | | | | | | | | | | | | | | | |
| 19-1587 | | | F | | | | | | 36 | | 72 | 126,5 | | | | | | | 82,6 | Eng. CLNA |
| 19-2499 | | -11/12 | R | | | | 43 | | | 30 | | 120 | | | | | | | 63,5 | |
| 1.2 TSI (81 kW) Eng.CJZD 5/15-12/19 | | | | | | | | | | | | | | | | | | | | |
| 19-1587 | | | F | | | | | | 36 | | 72 | 126,5 | | | | | | | 82,6 | |
| 1.4 TDI (66 kW) Eng.CUSB 5/15-12/19 | | | | | | | | | | | | | | | | | | | | |
| 19-1587 | | | F | | | | | | 36 | | 72 | 126,5 | | | | | | | 82,6 | |

SKODA

| METELLI ref | Spare Parts | | F/R | L/R | | ABS | A | B | C | D | E | F | G | H | I | L | M | Fig | NOTE |
|---|-------------|-------------|-----|-----|--|-----|---|----|----|----|-------|---|---|---|---|---|---|------|----------------------------|
| 1.4 TSI (90 kW) Eng.CAXA 7/12-6/15 | | | | | | | | | | | | | | | | | | | |
| 19-1587 | | | F | | | | | 36 | | 72 | 126,5 | | | | | | | 82,6 | Eng. CAXA |
| 19-2499 | | -11/12 | R | | | 43 | | | 30 | | 120 | | | | | | | 63,5 | |
| 1.4 TSI (92 kW) Eng.CZCA 5/15-12/19 | | | | | | | | | | | | | | | | | | | |
| 19-1587 | | | F | | | | | 36 | | 72 | 126,5 | | | | | | | 82,6 | |
| 1.6 (77 kW) Eng.CFNA 7/12-6/15 | | | | | | | | | | | | | | | | | | | |
| 19-1587 | | | F | | | | | 36 | | 72 | 126,5 | | | | | | | 82,6 | |
| 19-2499 | | -11/12 | R | | | 43 | | | 30 | | 120 | | | | | | | 63,5 | |
| 1.6 SRE (81 kW) Eng.CWVA 5/15-12/19 | | | | | | | | | | | | | | | | | | | |
| 19-1587 | | | F | | | | | 36 | | 72 | 126,5 | | | | | | | 82,6 | |
| 1.6 TDI (66 kW) Eng.CAYB 8/13-5/15 | | | | | | | | | | | | | | | | | | | |
| 19-1587 | | | F | | | | | 36 | | 72 | 126,5 | | | | | | | 82,6 | Eng. CAYB |
| 1.6 TDI (77 kW) Eng.CAYC, CLNA 7/12-12/19 | | | | | | | | | | | | | | | | | | | |
| 19-1587 | | | F | | | | | 36 | | 72 | 126,5 | | | | | | | 82,6 | Eng. CAYC |
| 19-2499 | | -11/12 | R | | | 43 | | | 30 | | 120 | | | | | | | 63,5 | |
| 1.6 TDI (85 kW) Eng.CXMA 5/15-12/19 | | | | | | | | | | | | | | | | | | | |
| 19-1587 | | | F | | | | | 36 | | 72 | 126,5 | | | | | | | 82,6 | |
| Roomster (5J) 3/06-5/15 | | | | | | | | | | | | | | | | | | | |
| 1.2 (47 kW) Eng.BME 5/06-1/07 | | | | | | | | | | | | | | | | | | | |
| 19-1587 | | | F | | | | | 36 | | 72 | 126,5 | | | | | | | 82,6 | |
| 19-2499 | | | R | | | 43 | | | 30 | | 120 | | | | | | | 63,5 | |
| 1.2 (51 kW) Eng.BZG, CGPA 1/07-5/15 | | | | | | | | | | | | | | | | | | | |
| 19-1587 | | | F | | | | | 36 | | 72 | 126,5 | | | | | | | 82,6 | 13Inch Wheels, Exc. 1LB/LM |
| 19-2499 | | -11/12 | R | | | 43 | | | 30 | | 120 | | | | | | | 63,5 | |
| 19-8148 | | 03/08-03/10 | F | | | | | 36 | | 72 | 120,5 | | | | | | | 82 | 13Inch Wheels, PR 1LB/1LM |
| 1.2 LPG (51 kW) Eng.CGPA 3/09-5/15 | | | | | | | | | | | | | | | | | | | |
| 19-2499 | | -11/12 | R | | | 43 | | | 30 | | 120 | | | | | | | 63,5 | |
| 19-8148 | | -03/10 | F | | | | | 36 | | 72 | 120,5 | | | | | | | 82 | 13Inch Wheels, PR 1LB/1LM |

SKODA

| METELLI ref | Spare Parts | | F/R | L/R | | | ABS | A | B | C | D | E | F | G | H | I | L | M | Fig | NOTE |
|---|-------------|-------------|-----|-----|--|--|-----|---|----|----|----|-------|---|---|---|---|---|------|-----|----------------------------|
| 1.2 TDI (55 kW) Eng.CFWA 3/10-5/15 | | | | | | | | | | | | | | | | | | | | |
| 19-1587 | | -03/10 | F | | | | | | 36 | | 72 | 126,5 | | | | | | 82,6 | | Exc. 13Inch, Exc. 1LB/LM |
| 19-2499 | | -11/12 | R | | | | 43 | | | 30 | | 120 | | | | | | 63,5 | | |
| 19-8148 | | -03/10 | F | | | | | | 36 | | 72 | 120,5 | | | | | | 82 | | 13Inch Wheels, PR 1LB/1LM |
| 1.2 TSI (63 kW) Eng.CBZA 3/10-5/15 | | | | | | | | | | | | | | | | | | | | |
| 19-1587 | | -03/10 | F | | | | | | 36 | | 72 | 126,5 | | | | | | 82,6 | | Exc. 13Inch, Exc. 1LB/LM |
| 19-2499 | | -11/12 | R | | | | 43 | | | 30 | | 120 | | | | | | 63,5 | | |
| 19-8148 | | -03/10 | F | | | | | | 36 | | 72 | 120,5 | | | | | | 82 | | 13Inch Wheels, PR 1LB/1LM |
| 1.2 TSI (77 kW) Eng.CBZB 3/10-5/15 | | | | | | | | | | | | | | | | | | | | |
| 19-1587 | | -03/10 | F | | | | | | 36 | | 72 | 126,5 | | | | | | 82,6 | | Exc. 13Inch, Exc. 1LB/LM |
| 19-2499 | | -11/12 | R | | | | 43 | | | 30 | | 120 | | | | | | 63,5 | | |
| 19-8148 | | -03/10 | F | | | | | | 36 | | 72 | 120,5 | | | | | | 82 | | 13Inch Wheels, PR 1LB/1LM |
| 1.4 (63 kW) Eng.BXW, CGGB 9/06-5/15 | | | | | | | | | | | | | | | | | | | | |
| 19-1587 | | | F | | | | | | 36 | | 72 | 126,5 | | | | | | 82,6 | | 13Inch Wheels, Exc. 1LB/LM |
| 19-2499 | | -11/12 | R | | | | 43 | | | 30 | | 120 | | | | | | 63,5 | | |
| 19-8148 | | 03/08-03/10 | F | | | | | | 36 | | 72 | 120,5 | | | | | | 82 | | 13Inch Wheels, PR 1LB/1LM |
| 1.4 LPG (63 kW) Eng.BXW, CGGB 3/10-5/15 | | | | | | | | | | | | | | | | | | | | |
| 19-2499 | | -11/12 | R | | | | 43 | | | 30 | | 120 | | | | | | 63,5 | | |
| 19-8148 | | -03/10 | F | | | | | | 36 | | 72 | 120,5 | | | | | | 82 | | 13Inch Wheels, PR 1LB/1LM |
| 1.4 TDI (51 kW) Eng.BNM 7/06-3/10 | | | | | | | | | | | | | | | | | | | | |
| 19-1587 | | | F | | | | | | 36 | | 72 | 126,5 | | | | | | 82,6 | | 13Inch Wheels, Exc. 1LB/LM |
| 19-2499 | | | R | | | | 43 | | | 30 | | 120 | | | | | | 63,5 | | |
| 19-8148 | | 03/08- | F | | | | | | 36 | | 72 | 120,5 | | | | | | 82 | | 13Inch Wheels, PR 1LB/1LM |
| 1.4 TDI (59 kW) Eng.BMS, BNV 9/06-3/10 | | | | | | | | | | | | | | | | | | | | |
| 19-1587 | | | F | | | | | | 36 | | 72 | 126,5 | | | | | | 82,6 | | 13Inch Wheels, Exc. 1LB/LM |
| 19-2499 | | | R | | | | 43 | | | 30 | | 120 | | | | | | 63,5 | | |
| 19-8148 | | 03/08- | F | | | | | | 36 | | 72 | 120,5 | | | | | | 82 | | 13Inch Wheels, PR 1LB/1LM |
| 1.6 (77 kW) Eng.BTS, CFNA 9/06-5/15 | | | | | | | | | | | | | | | | | | | | |
| 19-1587 | | | F | | | | | | 36 | | 72 | 126,5 | | | | | | 82,6 | | 13Inch Wheels, Exc. 1LB/LM |

SKODA

| METELLI ref | Spare Parts | | F/R | L/R | | ABS | A | B | C | D | E | F | G | H | I | L | M | Fig | NOTE |
|--|-------------|-------------|-----|-----|--|-----|---|----|----|----|-------|---|---|---|---|------|---|-----|----------------------------|
| 19-2499 | | -11/12 | R | | | 43 | | | 30 | | 120 | | | | | 63,5 | | | |
| 19-8148 | | 03/08-03/10 | F | | | | | 36 | | 72 | 120,5 | | | | | 82 | | | 13Inch Wheels, PR 1LB/1LM |
| 1.6 LPG (77 kW) Eng.BTS 6/06-7/10 | | | | | | | | | | | | | | | | | | | |
| 19-2499 | | | R | | | 43 | | | 30 | | 120 | | | | | 63,5 | | | |
| 19-8148 | | -03/10 | F | | | | | 36 | | 72 | 120,5 | | | | | 82 | | | 13Inch Wheels, PR 1LB/1LM |
| 1.6 TDI (66 kW) Eng.CAYB 3/10-5/15 | | | | | | | | | | | | | | | | | | | |
| 19-1587 | | -03/10 | F | | | | | 36 | | 72 | 126,5 | | | | | 82,6 | | | Exc. 13Inch, Exc. 1LB/LM |
| 19-2499 | | -11/12 | R | | | 43 | | | 30 | | 120 | | | | | 63,5 | | | |
| 19-8148 | | -03/10 | F | | | | | 36 | | 72 | 120,5 | | | | | 82 | | | 13Inch Wheels, PR 1LB/1LM |
| 1.6 TDI (77 kW) Eng.CAYC 3/10-5/15 | | | | | | | | | | | | | | | | | | | |
| 19-1587 | | -03/10 | F | | | | | 36 | | 72 | 126,5 | | | | | 82,6 | | | Exc. 13Inch, Exc. 1LB/LM |
| 19-2499 | | -11/12 | R | | | 43 | | | 30 | | 120 | | | | | 63,5 | | | |
| 19-8148 | | -03/10 | F | | | | | 36 | | 72 | 120,5 | | | | | 82 | | | 13Inch Wheels, PR 1LB/1LM |
| 1.9 TDI (74 kW) Eng.AXR 3/06-5/06 | | | | | | | | | | | | | | | | | | | |
| 19-1587 | | | F | | | | | 36 | | 72 | 126,5 | | | | | 82,6 | | | |
| 19-2499 | | | R | | | 43 | | | 30 | | 120 | | | | | 63,5 | | | |
| 1.9 TDI (77 kW) Eng.BLS, BSW 9/06-3/10 | | | | | | | | | | | | | | | | | | | |
| 19-1587 | | | F | | | | | 36 | | 72 | 126,5 | | | | | 82,6 | | | 13Inch Wheels, Exc. 1LB/LM |
| 19-2499 | | | R | | | 43 | | | 30 | | 120 | | | | | 63,5 | | | |
| 19-8148 | | 03/08- | F | | | | | 36 | | 72 | 120,5 | | | | | 82 | | | 13Inch Wheels, PR 1LB/1LM |
| Scala (NW1) 2/19-1/70 | | | | | | | | | | | | | | | | | | | |
| 1.0 TGI CNG (66 kW) Eng.DBYA 11/19-1/70 | | | | | | | | | | | | | | | | | | | |
| 19-1587 | | | F | | | | | 36 | | 72 | 126,5 | | | | | 82,6 | | | Disc 256mm |
| 1.0 TSI (70 kW) Eng.DKLA, DLAC (08.20-.) 2/19-1/70 | | | | | | | | | | | | | | | | | | | |
| 19-1587 | | | F | | | | | 36 | | 72 | 126,5 | | | | | 82,6 | | | Disc 256mm |
| 1.0 TSI (81 kW) Eng.DLAA 8/20-1/70 | | | | | | | | | | | | | | | | | | | |
| 19-1587 | | | F | | | | | 36 | | 72 | 126,5 | | | | | 82,6 | | | Disc 256mm |

SKODA

| METELLI ref | Spare Parts | | F/R | L/R | | | ABS | A | B | C | D | E | F | G | H | I | L | M | Fig | NOTE |
|---|-------------|--|-----|-----|--|--|-----|---|----|----|----|-------|---|---|---|---|---|------|-----|--|
| 1.0 TSI (85 kW) Eng.DKJA (11.20-), DKRF 2/19-1/70 | | | | | | | | | | | | | | | | | | | | |
| 19-1587 | | | F | | | | | | 36 | | 72 | 126,5 | | | | | | 82,6 | | Disc 256mm |
| 1.5 TSI (110 kW) Eng.DADA, DPCA 2/19-1/70 | | | | | | | | | | | | | | | | | | | | |
| 19-1587 | | | F | | | | | | 36 | | 72 | 126,5 | | | | | | 82,6 | | Disc 256mm |
| 1.6 SRE (81 kW) Eng.CWVA 2/19-1/70 | | | | | | | | | | | | | | | | | | | | |
| 19-1587 | | | F | | | | | | 36 | | 72 | 126,5 | | | | | | 82,6 | | Disc 256mm |
| 1.6 TDI (70 kW) Eng.DGTD 9/19-1/70 | | | | | | | | | | | | | | | | | | | | |
| 19-1587 | | | F | | | | | | 36 | | 72 | 126,5 | | | | | | 82,6 | | Disc 256mm |
| 1.6 TDI (85 kW) Eng.DGTA 2/19-1/70 | | | | | | | | | | | | | | | | | | | | |
| 19-1587 | | | F | | | | | | 36 | | 72 | 126,5 | | | | | | 82,6 | | Disc 256mm |
| Superb I (3U4) 12/01-3/08 | | | | | | | | | | | | | | | | | | | | |
| 1.8 T (110 kW) Eng.AWT 12/01-3/08 | | | | | | | | | | | | | | | | | | | | |
| 19-2105 | | | F | | | | | | | 43 | 82 | | | | | | | | 37 | A/T |
| 19-2106 | | | F | | | | | | | 39 | 75 | | | | | | | | 37 | M/T |
| 19-2561 | | | R | | | | | | | | | 131 | | | | | | | | |
| 1.9 TDI (74 kW) Eng.AVB (08.02-) 8/02-10/05 | | | | | | | | | | | | | | | | | | | | |
| 19-2105 | | | F | | | | | | | 43 | 82 | | | | | | | | 37 | Eng. AVF, AWX, A/T |
| 19-2106 | | | F | | | | | | | 39 | 75 | | | | | | | | 37 | Eng. AVF Eng. BPZ Eng. AVB Eng. BSV, M/T |
| 19-2561 | | | R | | | | | | | | | 131 | | | | | | | | |
| 1.9 TDI (77 kW) Eng.BSV 10/05-5/07 | | | | | | | | | | | | | | | | | | | | |
| 19-2105 | | | F | | | | | | | 43 | 82 | | | | | | | | 37 | Eng. AVF, AWX, A/T |
| 19-2106 | | | F | | | | | | | 39 | 75 | | | | | | | | 37 | Eng. AVF Eng. BPZ Eng. AVB Eng. BSV, M/T |
| 19-2561 | | | R | | | | | | | | | 131 | | | | | | | | |
| 1.9 TDI (85 kW) Eng.BPZ 1/07-3/08 | | | | | | | | | | | | | | | | | | | | |
| 19-2105 | | | F | | | | | | | 43 | 82 | | | | | | | | 37 | Eng. AVF, AWX, A/T |
| 19-2106 | | | F | | | | | | | 39 | 75 | | | | | | | | 37 | Eng. AVF Eng. BPZ Eng. AVB Eng. BSV, M/T |
| 19-2561 | | | R | | | | | | | | | 131 | | | | | | | | |

SKODA

| METELLI ref | Spare Parts | | F/R | L/R | | | ABS | A | B | C | D | E | F | G | H | I | L | M | Fig | NOTE |
|---|-------------|--|-----|-----|--|--|-----|---|---|---|---|-------|---|---|---|---|----|---|-----|------|
| 1.6 TDI (77 kW) Eng.CAYC 9/10-5/15 | | | | | | | | | | | | | | | | | | | | |
| 19-2317 | | | F | | | | | | | | | 137 | | | | | 84 | | | |
| 19-2704 | | | R | | | | | | | | | 136,9 | | | | | | | | |
| 1.8 TSI (112 kW) Eng.CDAB 3/09-5/15 | | | | | | | | | | | | | | | | | | | | |
| 19-2317 | | | F | | | | | | | | | 137 | | | | | 84 | | | |
| 19-2704 | | | R | | | | | | | | | 136,9 | | | | | | | | |
| 1.8 TSI (118 kW) Eng.BZB, CDAA 3/08-5/15 | | | | | | | | | | | | | | | | | | | | |
| 19-2317 | | | F | | | | | | | | | 137 | | | | | 84 | | | |
| 19-2704 | | | R | | | | | | | | | 136,9 | | | | | | | | |
| 1.8 TSI 4x4 (112 kW) Eng.CDAB 3/09-5/15 | | | | | | | | | | | | | | | | | | | | |
| 19-2317 | | | F | | | | | | | | | 137 | | | | | 84 | | | |
| 1.8 TSI 4x4 (118 kW) Eng.CDAA 11/08-5/15 | | | | | | | | | | | | | | | | | | | | |
| 19-2317 | | | F/R | | | | | | | | | 137 | | | | | 84 | | | |
| 1.9 TDI (77 kW) Eng.BLS, BXE 3/08-11/10 | | | | | | | | | | | | | | | | | | | | |
| 19-2317 | | | F | | | | | | | | | 137 | | | | | 84 | | | |
| 19-2704 | | | R | | | | | | | | | 136,9 | | | | | | | | |
| 2.0 TDI (103 kW) Eng.BMP 3/08-5/10 | | | | | | | | | | | | | | | | | | | | |
| 19-2317 | | | F | | | | | | | | | 137 | | | | | 84 | | | |
| 19-2704 | | | R | | | | | | | | | 136,9 | | | | | | | | |
| 2.0 TDI (125 kW) Eng.CBBB, CFGB 7/08-5/15 | | | | | | | | | | | | | | | | | | | | |
| 19-2317 | | | F | | | | | | | | | 137 | | | | | 84 | | | |
| 19-2704 | | | R | | | | | | | | | 136,9 | | | | | | | | |
| 2.0 TDI 16V (103 kW) Eng.BKD, CFFB, CLJA 1/09-5/15 | | | | | | | | | | | | | | | | | | | | |
| 19-2317 | | | F | | | | | | | | | 137 | | | | | 84 | | | |
| 19-2704 | | | R | | | | | | | | | 136,9 | | | | | | | | |
| 2.0 TDI 16V 4x4 (103 kW) Eng.CFFB 11/10-5/15 | | | | | | | | | | | | | | | | | | | | |
| 19-2317 | | | F/R | | | | | | | | | 137 | | | | | 84 | | | |
| 2.0 TDI 4x4 (125 kW) Eng.CBBB, CFGB 9/08-5/15 | | | | | | | | | | | | | | | | | | | | |
| 19-2317 | | | F/R | | | | | | | | | 137 | | | | | 84 | | | |

SKODA

| METELLI ref | Spare Parts | | F/R | L/R | | | ABS | A | B | C | D | E | F | G | H | I | L | M | Fig | NOTE |
|--|-------------|--|-----|-----|--|--|-----|---|----|---|---|-------|---|---|---|---|----|---|-----|------|
| 2.0 TDI (125 kW) Eng.CBBB, CFGB 10/09-5/15 | | | | | | | | | | | | | | | | | | | | |
| 19-2317 | | | F | | | | | | | | | 137 | | | | | 84 | | | |
| 19-2704 | | | R | | | | | | | | | 136,9 | | | | | | | | |
| 2.0 TDI 16V (103 kW) Eng.BKD, CFFB, CLJA 10/09-5/15 | | | | | | | | | | | | | | | | | | | | |
| 19-2317 | | | F | | | | | | | | | 137 | | | | | 84 | | | |
| 19-2704 | | | R | | | | | | | | | 136,9 | | | | | | | | |
| 2.0 TDI 16V 4x4 (103 kW) Eng.CFFB 11/10-5/15 | | | | | | | | | | | | | | | | | | | | |
| 19-2317 | | | F/R | | | | | | | | | 137 | | | | | 84 | | | |
| 2.0 TDI 4x4 (125 kW) Eng.CBBB, CFGB 10/09-5/15 | | | | | | | | | | | | | | | | | | | | |
| 19-2317 | | | F/R | | | | | | | | | 137 | | | | | 84 | | | |
| 2.0 TSI (147 kW) Eng.CCZA 5/10-5/15 | | | | | | | | | | | | | | | | | | | | |
| 19-2317 | | | F | | | | | | | | | 137 | | | | | 84 | | | |
| 19-2704 | | | R | | | | | | | | | 136,9 | | | | | | | | |
| 3.6 V6 4x4 (191 kW) Eng.CDVA 10/09-5/15 | | | | | | | | | | | | | | | | | | | | |
| 19-2317 | | | F/R | | | | | | | | | 137 | | | | | 84 | | | |
| Superb III (3V3) 3/15-1/70 | | | | | | | | | | | | | | | | | | | | |
| 1.4 TSI (92 kW) Eng.CZCA 3/15-1/70 | | | | | | | | | | | | | | | | | | | | |
| 19-2364 | | | F | | | | | | 36 | | | 136,4 | | | | | 84 | | | |
| 19-2704 | | | R | | | | | | | | | 136,9 | | | | | | | | |
| 1.4 TSI (110 kW) Eng.CZDA, CZEA 3/15-1/70 | | | | | | | | | | | | | | | | | | | | |
| 19-2364 | | | F | | | | | | 36 | | | 136,4 | | | | | 84 | | | |
| 19-2704 | | | R | | | | | | | | | 136,9 | | | | | | | | |
| 1.4 TSI 4x4 (110 kW) Eng.CZEA 3/15-1/70 | | | | | | | | | | | | | | | | | | | | |
| 19-2364 | | | F | | | | | | 36 | | | 136,4 | | | | | 84 | | | |
| 19-2780 | | | R | | | | | | | | | 136 | | | | | 84 | | | |
| 1.4 TSI iV (115 kW) Eng.DGEB 8/19-1/70 | | | | | | | | | | | | | | | | | | | | |
| 19-2364 | | | F | | | | | | 36 | | | 136,4 | | | | | 84 | | | |
| 19-2704 | | | R | | | | | | | | | 136,9 | | | | | | | | |

| SKODA | | | | | | | | | | | | | | | | | | | |
|---|-------------|--|-----|-----|--|-----|---|----|---|---|-------|---|---|---|---|----|---|-----|------|
| METELLI ref | Spare Parts | | F/R | L/R | | ABS | A | B | C | D | E | F | G | H | I | L | M | Fig | NOTE |
| 1.5 TSI (110 kW) Eng.DADA, DPCA 2/17-1/70 | | | | | | | | | | | | | | | | | | | |
| 19-2364 | | | F | | | | | 36 | | | 136,4 | | | | | 84 | | | |
| 19-2704 | | | R | | | | | | | | 136,9 | | | | | | | | |
| 1.6 TDI (88 kW) Eng.DCXA, DCZA 3/15-1/70 | | | | | | | | | | | | | | | | | | | |
| 19-2364 | | | F | | | | | 36 | | | 136,4 | | | | | 84 | | | |
| 19-2704 | | | R | | | | | | | | 136,9 | | | | | | | | |
| 1.8 TSI (132 kW) Eng.CJSA, CJSC 3/15-1/70 | | | | | | | | | | | | | | | | | | | |
| 19-2364 | | | F | | | | | 36 | | | 136,4 | | | | | 84 | | | |
| 19-2704 | | | R | | | | | | | | 136,9 | | | | | | | | |
| 2.0 TDI (110 kW) Eng.CRLB, DFEA, DFGA, DSRA, DSRB, DTSA (10.20-), DTSB 3/15-1/70 | | | | | | | | | | | | | | | | | | | |
| 19-2364 | | | F | | | | | 36 | | | 136,4 | | | | | 84 | | | |
| 19-2704 | | | R | | | | | | | | 136,9 | | | | | | | | |
| 2.0 TDI (140 kW) Eng.DDAA, DFCA, DFHA 3/15-1/70 | | | | | | | | | | | | | | | | | | | |
| 19-2364 | | | F | | | | | 36 | | | 136,4 | | | | | 84 | | | |
| 19-2704 | | | R | | | | | | | | 136,9 | | | | | | | | |
| 2.0 TDI 4x4 (110 kW) Eng.CRLB, DFEA, DFGA 3/15-1/70 | | | | | | | | | | | | | | | | | | | |
| 19-2364 | | | F | | | | | 36 | | | 136,4 | | | | | 84 | | | |
| 19-2780 | | | R | | | | | | | | 136 | | | | | 84 | | | |
| 2.0 TDI 4x4 (140 kW) Eng.DDAA, DFCA, DFHA 3/15-1/70 | | | | | | | | | | | | | | | | | | | |
| 19-2364 | | | F | | | | | 36 | | | 136,4 | | | | | 84 | | | |
| 19-2780 | | | R | | | | | | | | 136 | | | | | 84 | | | |
| 2.0 TSI (140 kW) Eng.CZPB, DKZA, DNNA 7/19-1/70 | | | | | | | | | | | | | | | | | | | |
| 19-2364 | | | F | | | | | 36 | | | 136,4 | | | | | 84 | | | |
| 19-2704 | | | R | | | | | | | | 136,9 | | | | | | | | |
| 2.0 TSI (162 kW) Eng.CHHB 3/15-1/70 | | | | | | | | | | | | | | | | | | | |
| 19-2364 | | | F | | | | | 36 | | | 136,4 | | | | | 84 | | | |
| 19-2704 | | | R | | | | | | | | 136,9 | | | | | | | | |
| 2.0 TSI 4x4 (200 kW) Eng.DNUA 3/15-1/70 | | | | | | | | | | | | | | | | | | | |
| 19-2364 | | | F | | | | | 36 | | | 136,4 | | | | | 84 | | | |

SKODA

| METELLI ref | Spare Parts | | F/R | L/R | | | ABS | A | B | C | D | E | F | G | H | I | L | M | Fig | NOTE |
|---|-------------|--|-----|-----|--|--|-----|---|----|---|---|-------|---|---|---|---|----|---|-----|------|
| 19-2780 | | | R | | | | | | | | | 136 | | | | | 84 | | | |
| 2.0 TSI 4x4 (206 kW) Eng.CJXA, DNFE 3/15-1/70 | | | | | | | | | | | | | | | | | | | | |
| 19-2364 | | | F | | | | | | 36 | | | 136,4 | | | | | 84 | | | |
| 19-2780 | | | R | | | | | | | | | 136 | | | | | 84 | | | |
| Superb III SW (3V5) 3/15-1/70 | | | | | | | | | | | | | | | | | | | | |
| 1.4 TSI (92 kW) Eng.CZCA 3/15-1/70 | | | | | | | | | | | | | | | | | | | | |
| 19-2364 | | | F | | | | | | 36 | | | 136,4 | | | | | 84 | | | |
| 19-2704 | | | R | | | | | | | | | 136,9 | | | | | | | | |
| 1.4 TSI (110 kW) Eng.CZDA, CZEA 3/15-1/70 | | | | | | | | | | | | | | | | | | | | |
| 19-2364 | | | F | | | | | | 36 | | | 136,4 | | | | | 84 | | | |
| 19-2704 | | | R | | | | | | | | | 136,9 | | | | | | | | |
| 1.4 TSI 4x4 (110 kW) Eng.CZEA 3/15-1/70 | | | | | | | | | | | | | | | | | | | | |
| 19-2364 | | | F | | | | | | 36 | | | 136,4 | | | | | 84 | | | |
| 19-2780 | | | R | | | | | | | | | 136 | | | | | 84 | | | |
| 1.4 TSI iV (115 kW) Eng.DGEB 8/19-1/70 | | | | | | | | | | | | | | | | | | | | |
| 19-2364 | | | F | | | | | | 36 | | | 136,4 | | | | | 84 | | | |
| 19-2704 | | | R | | | | | | | | | 136,9 | | | | | | | | |
| 1.5 TSi (110 kW) Eng.DADA, DPCA 2/17-1/70 | | | | | | | | | | | | | | | | | | | | |
| 19-2364 | | | F | | | | | | 36 | | | 136,4 | | | | | 84 | | | |
| 19-2704 | | | R | | | | | | | | | 136,9 | | | | | | | | |
| 1.6 TDI (88 kW) Eng.DCXA, DCZA 3/15-1/70 | | | | | | | | | | | | | | | | | | | | |
| 19-2364 | | | F | | | | | | 36 | | | 136,4 | | | | | 84 | | | |
| 19-2704 | | | R | | | | | | | | | 136,9 | | | | | | | | |
| 1.8 TSI (132 kW) Eng.CJSA, CJSC 3/15-1/70 | | | | | | | | | | | | | | | | | | | | |
| 19-2364 | | | F | | | | | | 36 | | | 136,4 | | | | | 84 | | | |
| 19-2704 | | | R | | | | | | | | | 136,9 | | | | | | | | |
| 2.0 TDI (110 kW) Eng.CRLB, DFEA, DFGA, DSRA, DSRB, DTSA (10.20-), DTSB 3/15-1/70 | | | | | | | | | | | | | | | | | | | | |
| 19-2364 | | | F | | | | | | 36 | | | 136,4 | | | | | 84 | | | |

SKODA

| METELLI ref | Spare Parts | F/R | L/R | ABS | A | B | C | D | E | F | G | H | I | L | M | Fig | NOTE |
|--|-------------|-----|-----|-----|---|----|---|---|-------|---|---|---|---|----|---|-----|------|
| 19-2704 | | R | | | | | | | 136,9 | | | | | | | | |
| 2.0 TDI (140 kW) Eng.DDAA, DFCA, DFHA 3/15-1/70 | | | | | | | | | | | | | | | | | |
| 19-2364 | | F | | | | 36 | | | 136,4 | | | | | 84 | | | |
| 19-2704 | | R | | | | | | | 136,9 | | | | | | | | |
| 2.0 TDI 4x4 (110 kW) Eng.CRLB, DFEA, DFGA 3/15-1/70 | | | | | | | | | | | | | | | | | |
| 19-2364 | | F | | | | 36 | | | 136,4 | | | | | 84 | | | |
| 19-2780 | | R | | | | | | | 136 | | | | | 84 | | | |
| 2.0 TDI 4x4 (140 kW) Eng.DDAA, DFCA, DFHA 3/15-1/70 | | | | | | | | | | | | | | | | | |
| 19-2364 | | F | | | | 36 | | | 136,4 | | | | | 84 | | | |
| 19-2780 | | R | | | | | | | 136 | | | | | 84 | | | |
| 2.0 TSI (140 kW) Eng.CZPB, DKZA, DNNA 7/19-1/70 | | | | | | | | | | | | | | | | | |
| 19-2364 | | F | | | | 36 | | | 136,4 | | | | | 84 | | | |
| 19-2704 | | R | | | | | | | 136,9 | | | | | | | | |
| 2.0 TSI (162 kW) Eng.CHHB 3/15-1/70 | | | | | | | | | | | | | | | | | |
| 19-2364 | | F | | | | 36 | | | 136,4 | | | | | 84 | | | |
| 19-2704 | | R | | | | | | | 136,9 | | | | | | | | |
| 2.0 TSI 4x4 (200 kW) Eng.DNUA 3/15-1/70 | | | | | | | | | | | | | | | | | |
| 19-2364 | | F | | | | 36 | | | 136,4 | | | | | 84 | | | |
| 19-2780 | | R | | | | | | | 136 | | | | | 84 | | | |
| 2.0 TSI 4x4 (206 kW) Eng.CJXA, DNFE 3/15-1/70 | | | | | | | | | | | | | | | | | |
| 19-2364 | | F | | | | 36 | | | 136,4 | | | | | 84 | | | |
| 19-2780 | | R | | | | | | | 136 | | | | | 84 | | | |
| Yeti (5L) 5/09-12/17 | | | | | | | | | | | | | | | | | |
| 1.2 TSI (77 kW) Eng.CBZB 9/09-5/15 | | | | | | | | | | | | | | | | | |
| 19-2317 | | F | | | | | | | 137 | | | | | 84 | | | |
| 19-2704 | | R | | | | | | | 136,9 | | | | | | | | |
| 19-2780 | | F | | | | | | | 136 | | | | | 84 | | | |

SKODA

| METELLI ref | Spare Parts | | F/R | L/R | | | ABS | A | B | C | D | E | F | G | H | I | L | M | Fig | NOTE |
|--|-------------|--|-----|-----|--|--|-----|---|---|---|---|-------|---|---|---|---|----|---|-----|------------|
| 1.2 TSI (81 kW) Eng.CYVB 5/15-12/17 | | | | | | | | | | | | | | | | | | | | |
| 19-2317 | | | F | | | | | | | | | 137 | | | | | 84 | | | Disc 288mm |
| 19-2704 | | | R | | | | | | | | | 136,9 | | | | | | | | |
| 19-2780 | | | F | | | | | | | | | 136 | | | | | 84 | | | Disc 280mm |
| 1.4 TSI (90 kW) Eng.CAXA 6/10-5/15 | | | | | | | | | | | | | | | | | | | | |
| 19-2317 | | | F | | | | | | | | | 137 | | | | | 84 | | | |
| 19-2704 | | | R | | | | | | | | | 136,9 | | | | | | | | |
| 19-2780 | | | F | | | | | | | | | 136 | | | | | 84 | | | |
| 1.4 TSI (92 kW) Eng.CZCA 5/15-12/17 | | | | | | | | | | | | | | | | | | | | |
| 19-2317 | | | F | | | | | | | | | 137 | | | | | 84 | | | Disc 288mm |
| 19-2704 | | | R | | | | | | | | | 136,9 | | | | | | | | |
| 19-2780 | | | F | | | | | | | | | 136 | | | | | 84 | | | Disc 280mm |
| 1.4 TSI 4x4 (110 kW) Eng.CZDA 5/15-12/17 | | | | | | | | | | | | | | | | | | | | |
| 19-2317 | | | F | | | | | | | | | 137 | | | | | 84 | | | Disc 288mm |
| 19-2780 | | | F | | | | | | | | | 136 | | | | | 84 | | | Disc 280mm |
| 1.6 (81 kW) Eng.CWVA 4/14-12/17 | | | | | | | | | | | | | | | | | | | | |
| 19-2317 | | | F | | | | | | | | | 137 | | | | | 84 | | | Disc 288mm |
| 19-2704 | | | R | | | | | | | | | 136,9 | | | | | | | | |
| 19-2780 | | | F | | | | | | | | | 136 | | | | | 84 | | | Disc 280mm |
| 1.6 TDI (77 kW) Eng.CAYC 11/10-5/15 | | | | | | | | | | | | | | | | | | | | |
| 19-2317 | | | F | | | | | | | | | 137 | | | | | 84 | | | |
| 19-2704 | | | R | | | | | | | | | 136,9 | | | | | | | | |
| 19-2780 | | | F | | | | | | | | | 136 | | | | | 84 | | | |
| 1.8 TSI 4x4 (112 kW) Eng.CDAB 11/09-12/17 | | | | | | | | | | | | | | | | | | | | |
| 19-2317 | | | F/R | | | | | | | | | 137 | | | | | 84 | | | |
| 19-2780 | | | F | | | | | | | | | 136 | | | | | 84 | | | |
| 1.8 TSI 4x4 (118 kW) Eng.CDAA 5/09-12/17 | | | | | | | | | | | | | | | | | | | | |
| 19-2317 | | | F/R | | | | | | | | | 137 | | | | | 84 | | | |
| 19-2780 | | | F | | | | | | | | | 136 | | | | | 84 | | | |

SKODA

| METELLI ref | Spare Parts | | F/R | L/R | | | ABS | A | B | C | D | E | F | G | H | I | L | M | Fig | NOTE |
|--|-------------|--|-----|-----|--|--|-----|---|---|---|---|-------|---|---|---|---|---|----|-----|------------|
| 2.0 TDI (81 kW) Eng.CFHA, CLCA, CUUA, DFSA 11/09-12/17 | | | | | | | | | | | | | | | | | | | | |
| 19-2317 | | | F | | | | | | | | | 137 | | | | | | 84 | | |
| 19-2704 | | | R | | | | | | | | | 136,9 | | | | | | | | |
| 19-2780 | | | F | | | | | | | | | 136 | | | | | | 84 | | |
| 2.0 TDI (103 kW) Eng.CFHC, CLCB 11/11-12/17 | | | | | | | | | | | | | | | | | | | | |
| 19-2317 | | | F | | | | | | | | | 137 | | | | | | 84 | | |
| 19-2704 | | | R | | | | | | | | | 136,9 | | | | | | | | |
| 19-2780 | | | F | | | | | | | | | 136 | | | | | | 84 | | |
| 2.0 TDI (110 kW) Eng.CUUB, DFSA 5/15-12/17 | | | | | | | | | | | | | | | | | | | | |
| 19-2317 | | | F | | | | | | | | | 137 | | | | | | 84 | | Disc 288mm |
| 19-2704 | | | R | | | | | | | | | 136,9 | | | | | | | | |
| 19-2780 | | | F | | | | | | | | | 136 | | | | | | 84 | | Disc 280mm |
| 2.0 TDI 4x4 (81 kW) Eng.CFHF, CUUA, DFSA 11/09-12/17 | | | | | | | | | | | | | | | | | | | | |
| 19-2317 | | | F/R | | | | | | | | | 137 | | | | | | 84 | | |
| 19-2780 | | | F | | | | | | | | | 136 | | | | | | 84 | | |
| 2.0 TDI 4x4 (103 kW) Eng.CBDB, CFHC, CLCB 5/09-12/17 | | | | | | | | | | | | | | | | | | | | |
| 19-2317 | | | F/R | | | | | | | | | 137 | | | | | | 84 | | |
| 19-2780 | | | F | | | | | | | | | 136 | | | | | | 84 | | |
| 2.0 TDI 4x4 (110 kW) Eng.CUUB, DFSA 5/15-12/17 | | | | | | | | | | | | | | | | | | | | |
| 19-2317 | | | F | | | | | | | | | 137 | | | | | | 84 | | Disc 288mm |
| 19-2780 | | | F | | | | | | | | | 136 | | | | | | 84 | | Disc 280mm |
| 2.0 TDI 4x4 (125 kW) Eng.CEGA, CFJA 11/09-5/15 | | | | | | | | | | | | | | | | | | | | |
| 19-2317 | | | F/R | | | | | | | | | 137 | | | | | | 84 | | |
| 19-2780 | | | F | | | | | | | | | 136 | | | | | | 84 | | |

SKODA LCV

| METELLI ref | Spare Parts | | F/R | L/R | | | ABS | A | B | C | D | E | F | G | H | I | L | M | Fig | NOTE |
|--|-------------|--------|-----|-----|--|--|-----|---|----|----|----|-------|---|---|---|---|---|---|------|------------------------|
| Fabia Praktik (6Y5) 1/00-12/07 | | | | | | | | | | | | | | | | | | | | |
| 1.2 (40 kW) Eng.AWY, BMD 7/01-12/07 | | | | | | | | | | | | | | | | | | | | |
| 19-1587 | | | F | | | | | | 36 | | 72 | 126,5 | | | | | | | 82,6 | Disc 256mm, Disc 288mm |
| 19-2309 | | | F | | | | | | | | 66 | 120,6 | | | | | | | 82,4 | |
| 19-2558 | | | R | | | | | | 30 | 28 | | 120 | | | | | | | 63 | |
| 19-8148 | | 08/04- | F | | | | | | 36 | | 72 | 120,5 | | | | | | | 82 | Disc 239mm |
| 1.2 (47 kW) Eng.AZQ (05.03-), BME 1/03-12/07 | | | | | | | | | | | | | | | | | | | | |
| 19-1587 | | | F | | | | | | 36 | | 72 | 126,5 | | | | | | | 82,6 | Disc 256mm, Disc 288mm |
| 19-2309 | | | F | | | | | | | | 66 | 120,6 | | | | | | | 82,4 | |
| 19-2558 | | | R | | | | | | 30 | 28 | | 120 | | | | | | | 63 | |
| 19-8148 | | 08/04- | F | | | | | | 36 | | 72 | 120,5 | | | | | | | 82 | Disc 239mm |
| 1.4 (44 kW) Eng.AZE, AZF 4/00-3/03 | | | | | | | | | | | | | | | | | | | | |
| 19-2309 | | | F | | | | | | | | 66 | 120,6 | | | | | | | 82,4 | |
| 1.4 (50 kW) Eng.AME, AQW, ATZ 7/01-5/03 | | | | | | | | | | | | | | | | | | | | |
| 19-1587 | | | F | | | | | | 36 | | 72 | 126,5 | | | | | | | 82,6 | |
| 19-2309 | | | F | | | | | | | | 66 | 120,6 | | | | | | | 82,4 | |
| 19-2558 | | | R | | | | | | 30 | 28 | | 120 | | | | | | | 63 | |
| 1.4 (55 kW) Eng.BKY 5/04-12/07 | | | | | | | | | | | | | | | | | | | | |
| 19-2558 | | | R | | | | | | 30 | 28 | | 120 | | | | | | | 63 | |
| 19-8148 | | | F | | | | | | 36 | | 72 | 120,5 | | | | | | | 82 | Disc 239mm |
| 1.4 TDI (51 kW) Eng.BNM 10/05-12/07 | | | | | | | | | | | | | | | | | | | | |
| 19-1587 | | | F | | | | | | 36 | | 72 | 126,5 | | | | | | | 82,6 | Disc 288mm, Disc 256mm |
| 19-2309 | | | F | | | | | | | | 66 | 120,6 | | | | | | | 82,4 | |
| 19-2558 | | | R | | | | | | 30 | 28 | | 120 | | | | | | | 63 | |
| 19-8148 | | | F | | | | | | 36 | | 72 | 120,5 | | | | | | | 82 | Disc 239mm |
| 1.4 TDi (55 kW) Eng.AMF 8/04-10/05 | | | | | | | | | | | | | | | | | | | | |
| 19-2558 | | | R | | | | | | 30 | 28 | | 120 | | | | | | | 63 | |
| 19-8148 | | | F | | | | | | 36 | | 72 | 120,5 | | | | | | | 82 | Disc 239mm |

SKODA LCV

| METELLI ref | Spare Parts | | F/R | L/R | | | ABS | A | B | C | D | E | F | G | H | I | L | M | Fig | NOTE |
|---|-------------|--|-----|-----|--|--|-----|---|---|-------|-------|-----|---|---|---|---|-------|---|-----|------|
| 19-2500 | | | R | | | | | | | 17,46 | 50,29 | | | | | | 14,73 | | | |
| 1.9 D (47 kW) Eng.AEF 3/97-12/01 | | | | | | | | | | | | | | | | | | | | |
| 19-2228 | | | F | | | | | | | 35 | 68 | | | | | | 37 | | | |
| 19-2500 | | | R | | | | | | | 17,46 | 50,29 | | | | | | 14,73 | | | |
| Felicia Pick-up (6UF, 6U7) 10/95-4/02 | | | | | | | | | | | | | | | | | | | | |
| 1.3 (40 kW) Eng.135B (-06.97), 135M (06.97-), AMG 6/97-4/02 | | | | | | | | | | | | | | | | | | | | |
| 19-2228 | | | F | | | | | | | 35 | 68 | | | | | | 37 | | | |
| 19-2500 | | | R | | | | | | | 17,46 | 50,29 | | | | | | 14,73 | | | |
| 1.3 (43 kW) Eng.AMJ 10/95-4/02 | | | | | | | | | | | | | | | | | | | | |
| 19-2228 | | | F | | | | | | | 35 | 68 | | | | | | 37 | | | |
| 19-2500 | | | R | | | | | | | 17,46 | 50,29 | | | | | | 14,73 | | | |
| 1.3 (50 kW) Eng.136B (-06.97), 136M (06.97-), AMH 6/97-4/02 | | | | | | | | | | | | | | | | | | | | |
| 19-2228 | | | F | | | | | | | 35 | 68 | | | | | | 37 | | | |
| 19-2500 | | | R | | | | | | | 17,46 | 50,29 | | | | | | 14,73 | | | |
| 1.6 (55 kW) Eng.AEE 6/97-4/02 | | | | | | | | | | | | | | | | | | | | |
| 19-2228 | | | F | | | | | | | 35 | 68 | | | | | | 37 | | | |
| 19-2500 | | | R | | | | | | | 17,46 | 50,29 | | | | | | 14,73 | | | |
| 1.9 D (47 kW) Eng.AEF 6/97-4/02 | | | | | | | | | | | | | | | | | | | | |
| 19-2228 | | | F | | | | | | | 35 | 68 | | | | | | 37 | | | |
| 19-2500 | | | R | | | | | | | 17,46 | 50,29 | | | | | | 14,73 | | | |
| Octavia Box body / Van / SW Van (1U5) 8/00-3/10 | | | | | | | | | | | | | | | | | | | | |
| 1.9 D (50 kW) Eng.AQM 8/00-12/03 | | | | | | | | | | | | | | | | | | | | |
| 19-1595 | | | F | | | | | | | 40 | 74 | | | | | | 40 | | | |
| 19-2499 | | | R | | | | 43 | | | 30 | | 120 | | | | | 63,5 | | | |
| 1.9 TDi (66 kW) Eng.ALH 8/00-3/10 | | | | | | | | | | | | | | | | | | | | |
| 19-1595 | | | F | | | | | | | 40 | 74 | | | | | | 40 | | | |

SKODA LCV

| METELLI ref | Spare Parts | | F/R | L/R | | ABS | A | B | C | D | E | F | G | H | I | L | M | Fig | NOTE |
|--|-------------|-------------|-----|-----|--|-----|---|----|----|----|-------|---|---|---|---|------|---|-----|---------------------------|
| 19-2499 | | | R | | | 43 | | | 30 | | 120 | | | | | 63,5 | | | |
| Roomster Praktik (5J) 3/07-5/15 | | | | | | | | | | | | | | | | | | | |
| 1.2 (51 kW) Eng.BZG, CGPA 3/07-5/15 | | | | | | | | | | | | | | | | | | | |
| 19-1587 | | 03/08- | F | | | | | 36 | | 72 | 126,5 | | | | | 82,6 | | | Exc. 13Inch, Exc. 1LB/LM |
| 19-2499 | | -11/12 | R | | | 43 | | | 30 | | 120 | | | | | 63,5 | | | |
| 19-8148 | | 03/08-03/10 | F | | | | | 36 | | 72 | 120,5 | | | | | 82 | | | 13Inch Wheels, PR 1LB/1LM |
| 1.2 TDI (55 kW) Eng.CFWA 3/10-5/15 | | | | | | | | | | | | | | | | | | | |
| 19-1587 | | -03/10 | F | | | | | 36 | | 72 | 126,5 | | | | | 82,6 | | | Exc. 13Inch, Exc. 1LB/LM |
| 19-2499 | | -11/12 | R | | | 43 | | | 30 | | 120 | | | | | 63,5 | | | |
| 19-8148 | | -03/10 | F | | | | | 36 | | 72 | 120,5 | | | | | 82 | | | 13Inch Wheels, PR 1LB/1LM |
| 1.2 TSI (63 kW) Eng.CBZA 3/10-5/15 | | | | | | | | | | | | | | | | | | | |
| 19-1587 | | -03/10 | F | | | | | 36 | | 72 | 126,5 | | | | | 82,6 | | | Exc. 13Inch, Exc. 1LB/LM |
| 19-2499 | | -11/12 | R | | | 43 | | | 30 | | 120 | | | | | 63,5 | | | |
| 19-8148 | | -03/10 | F | | | | | 36 | | 72 | 120,5 | | | | | 82 | | | 13Inch Wheels, PR 1LB/1LM |
| 1.4 (63 kW) Eng.BXW, CGGB 3/07-5/15 | | | | | | | | | | | | | | | | | | | |
| 19-1587 | | 03/08- | F | | | | | 36 | | 72 | 126,5 | | | | | 82,6 | | | Exc. 13Inch, Exc. 1LB/LM |
| 19-2499 | | | R | | | 43 | | | 30 | | 120 | | | | | 63,5 | | | |
| 19-8148 | | 03/08-03/10 | F | | | | | 36 | | 72 | 120,5 | | | | | 82 | | | 13Inch Wheels, PR 1LB/1LM |
| 1.4 TDI (51 kW) Eng.BNM 3/07-3/10 | | | | | | | | | | | | | | | | | | | |
| 19-1587 | | 03/08- | F | | | | | 36 | | 72 | 126,5 | | | | | 82,6 | | | Exc. 13Inch, Exc. 1LB/LM |
| 19-2499 | | | R | | | 43 | | | 30 | | 120 | | | | | 63,5 | | | |
| 19-8148 | | 03/08- | F | | | | | 36 | | 72 | 120,5 | | | | | 82 | | | 13Inch Wheels, PR 1LB/1LM |
| 1.4 TDI (59 kW) Eng.BMS, BNV 3/07-3/10 | | | | | | | | | | | | | | | | | | | |
| 19-1587 | | 03/08- | F | | | | | 36 | | 72 | 126,5 | | | | | 82,6 | | | Exc. 13Inch, Exc. 1LB/LM |
| 19-2499 | | | R | | | 43 | | | 30 | | 120 | | | | | 63,5 | | | |
| 19-8148 | | 03/08- | F | | | | | 36 | | 72 | 120,5 | | | | | 82 | | | 13Inch Wheels, PR 1LB/1LM |
| 1.6 TDI (66 kW) Eng.CAYB 3/10-5/15 | | | | | | | | | | | | | | | | | | | |
| 19-1587 | | -03/10 | F | | | | | 36 | | 72 | 126,5 | | | | | 82,6 | | | Exc. 13Inch, Exc. 1LB/LM |

SKODA LCV

| METELLI ref | Spare Parts | | F/R | L/R | | ABS | A | B | C | D | E | F | G | H | I | L | M | Fig | NOTE |
|-------------|-------------|--------|-----|-----|--|-----|---|----|----|----|-------|---|---|---|---|------|---|-----|---------------------------|
| 19-2499 | | | R | | | 43 | | | 30 | | 120 | | | | | 63,5 | | | |
| 19-8148 | | -03/10 | F | | | | | 36 | | 72 | 120,5 | | | | | 82 | | | 13Inch Wheels, PR 1LB/1LM |

SMART

Cabrio (450) 3/00-1/04

0.6 (450.432) (52 kW) Eng.M 160.910 6/02-1/04

| | | | | | | | | | | | | | | | | | | | |
|---------|--|--|---|--|--|----|--|--|----|--|-----|--|--|--|--|----|--|--|--|
| 19-2847 | | | F | | | 44 | | | 28 | | 134 | | | | | 47 | | | |
| 19-2965 | | | R | | | | | | | | 134 | | | | | 73 | | | |

0.6 (S10LA1, 450.441, 450.442, 450.443) (40 kW) Eng.M 160 E6AL B03, M 160.910 3/00-1/04

| | | | | | | | | | | | | | | | | | | | |
|---------|--|--|---|--|--|----|--|--|----|--|-----|--|--|--|--|----|--|--|--|
| 19-2847 | | | F | | | 44 | | | 28 | | 134 | | | | | 47 | | | |
| 19-2965 | | | R | | | | | | | | 134 | | | | | 73 | | | |

0.6 (S10LD2, 450.452) (45 kW) Eng.M 160 E6AL B05, M 160.910 1/01-1/04

| | | | | | | | | | | | | | | | | | | | |
|---------|--|--|---|--|--|----|--|--|----|--|-----|--|--|--|--|----|--|--|--|
| 19-2847 | | | F | | | 44 | | | 28 | | 134 | | | | | 47 | | | |
| 19-2965 | | | R | | | | | | | | 134 | | | | | 73 | | | |

0.7 (450.433) (55 kW) Eng.M 160.920 1/03-1/04

| | | | | | | | | | | | | | | | | | | | |
|---------|--|--|---|--|--|----|--|--|----|--|-----|--|--|--|--|----|--|--|--|
| 19-2847 | | | F | | | 44 | | | 28 | | 134 | | | | | 47 | | | |
| 19-2965 | | | R | | | | | | | | 134 | | | | | 73 | | | |

0.7 (450.452, 450.432) (45 kW) Eng.M 160.920 1/03-1/04

| | | | | | | | | | | | | | | | | | | | |
|---------|--|--|---|--|--|----|--|--|----|--|-----|--|--|--|--|----|--|--|--|
| 19-2847 | | | F | | | 44 | | | 28 | | 134 | | | | | 47 | | | |
| 19-2965 | | | R | | | | | | | | 134 | | | | | 73 | | | |

0.8 CDI (S10LC1, 450.401, 450.402, 450.403, 450.40 (30 kW) Eng.OM 660 DE 8LA, OM 660.940 3/01-1/04

| | | | | | | | | | | | | | | | | | | | |
|---------|--|--|---|--|--|----|--|--|----|--|-----|--|--|--|--|----|--|--|--|
| 19-2847 | | | F | | | 44 | | | 28 | | 134 | | | | | 47 | | | |
| 19-2965 | | | R | | | | | | | | 134 | | | | | 73 | | | |

City-Coupe (450) 7/98-1/04

0.6 (450.330, 450.332) (52 kW) Eng.M 160.910 6/02-1/04

| | | | | | | | | | | | | | | | | | | | |
|---------|--|--|---|--|--|----|--|--|----|--|-----|--|--|--|--|----|--|--|--|
| 19-2847 | | | F | | | 44 | | | 28 | | 134 | | | | | 47 | | | |
|---------|--|--|---|--|--|----|--|--|----|--|-----|--|--|--|--|----|--|--|--|

SMART

| METELLI ref | Spare Parts | F/R | L/R | ABS | A | B | C | D | E | F | G | H | I | L | M | Fig | NOTE |
|--|-------------|-----|-----|-----|---|---|---|----|-----|---|---|---|---|----|---|-----|------|
| Forfour I (454) 1/04-6/06 | | | | | | | | | | | | | | | | | |
| 1.1 (454.030) (55 kW) Eng.M 134.910 1/04-6/06 | | | | | | | | | | | | | | | | | |
| 19-2755 | | R | | | | | | | 137 | | | | | 96 | | | |
| 19-2849 | | F | | | | | | 75 | 137 | | | | | 76 | | | |
| 1.1 (454.033) (47 kW) Eng.M 134.910, M 134.911 2/05-6/06 | | | | | | | | | | | | | | | | | |
| 19-2755 | | R | | | | | | | 137 | | | | | 96 | | | |
| 19-2849 | | F | | | | | | 75 | 137 | | | | | 76 | | | |
| 1.3 (454.031) (70 kW) Eng.M 135.930 1/04-6/06 | | | | | | | | | | | | | | | | | |
| 19-2755 | | R | | | | | | | 137 | | | | | 96 | | | |
| 19-2849 | | F | | | | | | 75 | 137 | | | | | 76 | | | |
| 1.5 (454.032) (80 kW) Eng.M 135.950 1/04-6/06 | | | | | | | | | | | | | | | | | |
| 19-2755 | | R | | | | | | | 137 | | | | | 96 | | | |
| 19-2849 | | F | | | | | | 75 | 137 | | | | | 76 | | | |
| 1.5 (454.032) (90 kW) Eng.M 135.950 1/04-6/06 | | | | | | | | | | | | | | | | | |
| 19-2755 | | R | | | | | | | 137 | | | | | 96 | | | |
| 19-2849 | | F | | | | | | 75 | 137 | | | | | 76 | | | |
| 1.5 BRABUS (454.034) (130 kW) Eng.M 122.950 5/05-6/06 | | | | | | | | | | | | | | | | | |
| 19-2755 | | R | | | | | | | 137 | | | | | 96 | | | |
| 19-2849 | | F | | | | | | 75 | 137 | | | | | 76 | | | |
| 1.5 CDI (454.000) (50 kW) Eng.OM 639.939 9/04-6/06 | | | | | | | | | | | | | | | | | |
| 19-2755 | | R | | | | | | | 137 | | | | | 96 | | | |
| 19-2849 | | F | | | | | | 75 | 137 | | | | | 76 | | | |
| 1.5 CDI (454.001) (70 kW) Eng.OM 639.939 9/04-6/06 | | | | | | | | | | | | | | | | | |
| 19-2755 | | R | | | | | | | 137 | | | | | 96 | | | |
| 19-2849 | | F | | | | | | 75 | 137 | | | | | 76 | | | |

SMART

| METELLI ref | Spare Parts | | F/R | L/R | | | ABS | A | B | C | D | E | F | G | H | I | L | M | Fig | NOTE |
|--|-------------|--|-----|-----|--|--|-----|---|----|----|----|-----|---|---|---|---|---|----|-----|------|
| Forfour II Hatchback (453) 7/14-1/70 | | | | | | | | | | | | | | | | | | | | |
| 0.9 (453.044, 453.053) (66 kW) Eng.H4B 409, M 281.910 11/14-1/70 | | | | | | | | | | | | | | | | | | | | |
| 19-8168 | | | R | | | | | | 33 | 25 | | 121 | | | | | | 83 | | |
| 19-8178 | | | F | | | | | | | 37 | 72 | | | | | | | 37 | | |
| 0.9 Brabus (453.062) (80 kW) Eng.M 281.910 7/16-1/70 | | | | | | | | | | | | | | | | | | | | |
| 19-8168 | | | R | | | | | | 33 | 25 | | 121 | | | | | | 83 | | |
| 19-8178 | | | F | | | | | | | 37 | 72 | | | | | | | 37 | | |
| 1.0 (453.041) (45 kW) Eng.M 281.920 11/14-1/70 | | | | | | | | | | | | | | | | | | | | |
| 19-8168 | | | R | | | | | | 33 | 25 | | 121 | | | | | | 83 | | |
| 19-8178 | | | F | | | | | | | 37 | 72 | | | | | | | 37 | | |
| 1.0 (453.042, 453.043) (52 kW) Eng.H4DA401, M 281.920 7/14-1/70 | | | | | | | | | | | | | | | | | | | | |
| 19-8168 | | | R | | | | | | 33 | 25 | | 121 | | | | | | 83 | | |
| 19-8178 | | | F | | | | | | | 37 | 72 | | | | | | | 37 | | |
| electric drive (453.091) (60 kW) Eng.5AL 5/17-1/70 | | | | | | | | | | | | | | | | | | | | |
| 19-8168 | | | R | | | | | | 33 | 25 | | 121 | | | | | | 83 | | |
| 19-8178 | | | F | | | | | | | 37 | 72 | | | | | | | 37 | | |
| electric drive / EQ (453.091) (41 kW) Eng.5AL 5/17-1/70 | | | | | | | | | | | | | | | | | | | | |
| 19-8168 | | | R | | | | | | 33 | 25 | | 121 | | | | | | 83 | | |
| 19-8178 | | | F | | | | | | | 37 | 72 | | | | | | | 37 | | |
| Fortwo I Cabrio (450) 1/04-1/07 | | | | | | | | | | | | | | | | | | | | |
| 0.6 Brabus (450.433) (55 kW) Eng.M 160.910 1/04-12/06 | | | | | | | | | | | | | | | | | | | | |
| 19-2847 | | | F | | | | 44 | | | 28 | | 134 | | | | | | 47 | | |
| 19-2965 | | | R | | | | | | | | | 134 | | | | | | 73 | | |
| 0.7 (450.433) (55 kW) Eng.M 160.920 1/04-1/07 | | | | | | | | | | | | | | | | | | | | |
| 19-2847 | | | F | | | | 44 | | | 28 | | 134 | | | | | | 47 | | |
| 19-2965 | | | R | | | | | | | | | 134 | | | | | | 73 | | |

SMART

| METELLI ref | Spare Parts | | F/R | L/R | | ABS | A | B | C | D | E | F | G | H | I | L | M | Fig | NOTE |
|--|-------------|--|-----|-----|--|-----|---|---|----|---|-----|---|---|---|---|---|---|-----|------|
| 0.7 (450.452) (45 kW) Eng.M 160.920 1/04-1/07 | | | | | | | | | | | | | | | | | | | |
| 19-2847 | | | F | | | 44 | | | 28 | | 134 | | | | | | | 47 | |
| 19-2965 | | | R | | | | | | | | 134 | | | | | | | 73 | |
| 0.8 CDI (450.401, 450.402, 450.403, 450.400) (30 kW) Eng.OM 660 DE 8LA, OM 660.940 1/04-1/07 | | | | | | | | | | | | | | | | | | | |
| 19-2847 | | | F | | | 44 | | | 28 | | 134 | | | | | | | 47 | |
| 19-2965 | | | R | | | | | | | | 134 | | | | | | | 73 | |
| Fortwo I Coupe (450) 1/04-2/07 | | | | | | | | | | | | | | | | | | | |
| 0.6 (450.332) (45 kW) Eng.M 160.910 1/04-2/07 | | | | | | | | | | | | | | | | | | | |
| 19-2847 | | | F | | | 44 | | | 28 | | 134 | | | | | | | 47 | |
| 19-2965 | | | R | | | | | | | | 134 | | | | | | | 73 | |
| 0.7 (450.330) (37 kW) Eng.M 160.920 1/04-1/07 | | | | | | | | | | | | | | | | | | | |
| 19-2847 | | | F | | | 44 | | | 28 | | 134 | | | | | | | 47 | |
| 19-2965 | | | R | | | | | | | | 134 | | | | | | | 73 | |
| 0.7 (450.333) (55 kW) Eng.M 160.920 1/04-1/07 | | | | | | | | | | | | | | | | | | | |
| 19-2847 | | | F | | | 44 | | | 28 | | 134 | | | | | | | 47 | |
| 19-2965 | | | R | | | | | | | | 134 | | | | | | | 73 | |
| 0.7 (450.335) (40 kW) Eng.M 160.920 1/04-1/07 | | | | | | | | | | | | | | | | | | | |
| 19-2847 | | | F | | | 44 | | | 28 | | 134 | | | | | | | 47 | |
| 19-2965 | | | R | | | | | | | | 134 | | | | | | | 73 | |
| 0.7 (450.352, 450.332) (45 kW) Eng.M 160.920 1/04-1/07 | | | | | | | | | | | | | | | | | | | |
| 19-2847 | | | F | | | 44 | | | 28 | | 134 | | | | | | | 47 | |
| 19-2965 | | | R | | | | | | | | 134 | | | | | | | 73 | |
| 0.8 CDI (450.300, 450.301, 450.302, 450.303, 450.3 (30 kW) Eng.OM 660.940 1/04-1/07 | | | | | | | | | | | | | | | | | | | |
| 19-2847 | | | F | | | 44 | | | 28 | | 134 | | | | | | | 47 | |
| 19-2965 | | | R | | | | | | | | 134 | | | | | | | 73 | |

SMART

| METELLI ref | Spare Parts | | F/R | L/R | | | ABS | A | B | C | D | E | F | G | H | I | L | M | Fig | NOTE |
|--|-------------|--------|-----|-----|--|--|-----|---|----|---|----|-----|---|---|---|---|------|---|-----|------|
| electric drive (451.490) (35 kW) Eng.EV 12/11-12/12 | | | | | | | | | | | | | | | | | | | | |
| 19-2876 | | | F | | | | | | | | 68 | 134 | | | | | 60,5 | | | |
| 19-2966 | | | R | | | | | | 33 | | | 134 | | | | | 72,9 | | | |
| electric drive (451.491) (30 kW) Eng.EV 11/09-12/11 | | | | | | | | | | | | | | | | | | | | |
| 19-2876 | | 12/10- | F | | | | | | | | 68 | 134 | | | | | 60,5 | | | |
| 19-2966 | | | R | | | | | | 33 | | | 134 | | | | | 72,9 | | | |
| electric drive Brabus (451.492) (60 kW) Eng.EV 1/13-1/70 | | | | | | | | | | | | | | | | | | | | |
| 19-2876 | | | F | | | | | | | | 68 | 134 | | | | | 60,5 | | | |
| 19-2966 | | | R | | | | | | 33 | | | 134 | | | | | 72,9 | | | |
| Fortwo II Coupe (451) 1/07-1/70 | | | | | | | | | | | | | | | | | | | | |
| 0.8 CDi (451.300) (33 kW) Eng.OM 660.950 1/07-1/70 | | | | | | | | | | | | | | | | | | | | |
| 19-2876 | | | F | | | | | | | | 68 | 134 | | | | | 60,5 | | | |
| 19-2966 | | | R | | | | | | 33 | | | 134 | | | | | 72,9 | | | |
| 0.8 CDi (451.301) (40 kW) Eng.OM 660.951 8/09-1/70 | | | | | | | | | | | | | | | | | | | | |
| 19-2876 | | | F | | | | | | | | 68 | 134 | | | | | 60,5 | | | |
| 19-2966 | | | R | | | | | | 33 | | | 134 | | | | | 72,9 | | | |
| 1.0 (451.330, 451.334) (45 kW) Eng.M 132.910 1/07-1/70 | | | | | | | | | | | | | | | | | | | | |
| 19-2876 | | | F | | | | | | | | 68 | 134 | | | | | 60,5 | | | |
| 19-2966 | | | R | | | | | | 33 | | | 134 | | | | | 72,9 | | | |
| 1.0 (451.331, 451.380) (52 kW) Eng.M 132.910 1/07-1/70 | | | | | | | | | | | | | | | | | | | | |
| 19-2876 | | | F | | | | | | | | 68 | 134 | | | | | 60,5 | | | |
| 19-2966 | | | R | | | | | | 33 | | | 134 | | | | | 72,9 | | | |
| 1.0 Brabus (451.333) (72 kW) Eng.M 132.930 1/08-1/70 | | | | | | | | | | | | | | | | | | | | |
| 19-2876 | | | F | | | | | | | | 68 | 134 | | | | | 60,5 | | | |
| 19-2966 | | | R | | | | | | 33 | | | 134 | | | | | 72,9 | | | |
| 1.0 Turbo (451.332) (62 kW) Eng.M 132.930 1/07-1/70 | | | | | | | | | | | | | | | | | | | | |
| 19-2876 | | | F | | | | | | | | 68 | 134 | | | | | 60,5 | | | |
| 19-2966 | | | R | | | | | | 33 | | | 134 | | | | | 72,9 | | | |

SMART

| METELLI ref | Spare Parts | | F/R | L/R | | | ABS | A | B | C | D | E | F | G | H | I | L | M | Fig | NOTE |
|---|-------------|--|-----|-----|--|--|-----|---|----|----|----|-----|---|---|---|---|---|---|-----|------|
| electric drive (60 kW) Eng.5AL 5/17-1/70 | | | | | | | | | | | | | | | | | | | | |
| 19-8168 | | | R | | | | | | 33 | 25 | | 121 | | | | | | | 83 | |
| 19-8178 | | | F | | | | | | | 37 | 72 | | | | | | | | 37 | |
| electric drive / EQ (453.491) (41 kW) Eng.5AL 5/17-1/70 | | | | | | | | | | | | | | | | | | | | |
| 19-8168 | | | R | | | | | | 33 | 25 | | 121 | | | | | | | 83 | |
| 19-8178 | | | F | | | | | | | 37 | 72 | | | | | | | | 37 | |
| Fortwo III Coupe (453) 7/14-1/70 | | | | | | | | | | | | | | | | | | | | |
| 0.9 (453.344, 453.353) (66 kW) Eng.M 281.910 9/14-1/70 | | | | | | | | | | | | | | | | | | | | |
| 19-8168 | | | R | | | | | | 33 | 25 | | 121 | | | | | | | 83 | |
| 19-8178 | | | F | | | | | | | 37 | 72 | | | | | | | | 37 | |
| 0.9 Brabus (453.362) (80 kW) Eng.M 281.910 7/16-1/70 | | | | | | | | | | | | | | | | | | | | |
| 19-8168 | | | R | | | | | | 33 | 25 | | 121 | | | | | | | 83 | |
| 19-8178 | | | F | | | | | | | 37 | 72 | | | | | | | | 37 | |
| 1.0 (453.341) (45 kW) Eng.M 281.920 11/14-1/70 | | | | | | | | | | | | | | | | | | | | |
| 19-8168 | | | R | | | | | | 33 | 25 | | 121 | | | | | | | 83 | |
| 19-8178 | | | F | | | | | | | 37 | 72 | | | | | | | | 37 | |
| 1.0 (453.342, 453.343) (52 kW) Eng.M 281.920 7/14-1/70 | | | | | | | | | | | | | | | | | | | | |
| 19-8168 | | | R | | | | | | 33 | 25 | | 121 | | | | | | | 83 | |
| 19-8178 | | | F | | | | | | | 37 | 72 | | | | | | | | 37 | |
| electric drive (453.391) (60 kW) Eng.5AL 5/17-1/70 | | | | | | | | | | | | | | | | | | | | |
| 19-8168 | | | R | | | | | | 33 | 25 | | 121 | | | | | | | 83 | |
| 19-8178 | | | F | | | | | | | 37 | 72 | | | | | | | | 37 | |
| electric drive / EQ (453.391) (41 kW) Eng.5AL 5/17-1/70 | | | | | | | | | | | | | | | | | | | | |
| 19-8168 | | | R | | | | | | 33 | 25 | | 121 | | | | | | | 83 | |
| 19-8178 | | | F | | | | | | | 37 | 72 | | | | | | | | 37 | |

SMART

| METELLI ref | Spare Parts | | F/R | L/R | | ABS | A | B | C | D | E | F | G | H | I | L | M | Fig | NOTE |
|--|-------------|--------|-----|-----|--|-----|---|---|----|----|-----|---|---|---|----|----|---|-----|------|
| Roadster (452) 4/03-11/05 | | | | | | | | | | | | | | | | | | | |
| 0.7 (452.432) (45 kW) Eng.M 160.921 4/03-11/05 | | | | | | | | | | | | | | | | | | | |
| 19-2847 | | | F | | | 44 | | | 28 | | 134 | | | | | | | 47 | |
| 19-2965 | | | R | | | | | | | | 134 | | | | | | | 73 | |
| 0.7 (452.434) (60 kW) Eng.M 160.922 4/03-11/05 | | | | | | | | | | | | | | | | | | | |
| 19-2847 | | | F | | | 44 | | | 28 | | 134 | | | | | | | 47 | |
| 19-2965 | | | R | | | | | | | | 134 | | | | | | | 73 | |
| 0.7 Brabus (452.437) (74 kW) Eng.M 160.923 12/03-11/05 | | | | | | | | | | | | | | | | | | | |
| 19-2847 | | | F | | | 44 | | | 28 | | 134 | | | | | | | 47 | |
| 19-2965 | | | R | | | | | | | | 134 | | | | | | | 73 | |
| Roadster Coupe (452) 4/03-11/05 | | | | | | | | | | | | | | | | | | | |
| 0.7 (452.332) (45 kW) Eng.M 160.922 6/03-11/05 | | | | | | | | | | | | | | | | | | | |
| 19-2847 | | | F | | | 44 | | | 28 | | 134 | | | | | | | 47 | |
| 19-2965 | | | R | | | | | | | | 134 | | | | | | | 73 | |
| 0.7 (452.334) (60 kW) Eng.M 160.921 4/03-11/05 | | | | | | | | | | | | | | | | | | | |
| 19-2847 | | | F | | | 44 | | | 28 | | 134 | | | | | | | 47 | |
| 19-2965 | | | R | | | | | | | | 134 | | | | | | | 73 | |
| 0.7 Brabus (452.337) (74 kW) Eng.M 160.923 12/03-11/05 | | | | | | | | | | | | | | | | | | | |
| 19-2847 | | | F | | | 44 | | | 28 | | 134 | | | | | | | 47 | |
| 19-2965 | | | R | | | | | | | | 134 | | | | | | | 73 | |
| SUBARU | | | | | | | | | | | | | | | | | | | |
| Forester I (SF_) 7/97-9/02 | | | | | | | | | | | | | | | | | | | |
| 2.0 AWD (SF5) (90 kW) Eng.EJ202 8/97-9/02 | | | | | | | | | | | | | | | | | | | |
| 19-7105 | | -05/02 | F | | | | | | 42 | 72 | | | | | | | | 38 | |
| 19-7622 | | -05/02 | R | | | | | | 38 | 65 | | | | | 48 | 52 | | | |

SUBARU

| METELLI ref | Spare Parts | | F/R | L/R | | | ABS | A | B | C | D | E | F | G | H | I | L | M | Fig | NOTE |
|--|-------------|--------|-----|-----|--|--|-----|---|---|----|----|---|---|---|---|----|----|----|-----|------|
| 2.0 AWD (SF5) (92 kW) Eng.EJ202 6/98-9/02 | | | | | | | | | | | | | | | | | | | | |
| 19-7105 | | -05/02 | F | | | | | | | 42 | 72 | | | | | | | 38 | | |
| 19-7622 | | -05/02 | R | | | | | | | 38 | 65 | | | | | 48 | 52 | | | |
| 2.0 S Turbo AWD (SF5) (125 kW) Eng.EJ205 6/98-4/01 | | | | | | | | | | | | | | | | | | | | |
| 19-7105 | | | F | | | | | | | 42 | 72 | | | | | | | 38 | | |
| 19-7622 | | | R | | | | | | | 38 | 65 | | | | | 48 | 52 | | | |
| 2.0 S Turbo AWD (SF5) (130 kW) Eng.EJ205 4/01-9/02 | | | | | | | | | | | | | | | | | | | | |
| 19-7105 | | -05/02 | F | | | | | | | 42 | 72 | | | | | | | 38 | | |
| 19-7622 | | -05/02 | R | | | | | | | 38 | 65 | | | | | 48 | 52 | | | |
| Forester II (SG_) 6/02-10/12 | | | | | | | | | | | | | | | | | | | | |
| 2.0 AWD (92 kW) Eng.EJ201 6/02-5/05 | | | | | | | | | | | | | | | | | | | | |
| 19-7105 | | | F | | | | | | | 42 | 72 | | | | | | | 38 | | |
| 19-7622 | | | R | | | | | | | 38 | 65 | | | | | 48 | 52 | | | |
| 2.0 S Turbo AWD (130 kW) Eng.EJ205 2/02-5/05 | | | | | | | | | | | | | | | | | | | | |
| 19-7105 | | | F | | | | | | | 42 | 72 | | | | | | | 38 | | |
| 19-7622 | | | R | | | | | | | 38 | 65 | | | | | 48 | 52 | | | |
| 2.0 X AWD (116 kW) Eng.EJ204 6/05-5/08 | | | | | | | | | | | | | | | | | | | | |
| 19-7105 | | -11/07 | F | | | | | | | 42 | 72 | | | | | | | 38 | | |
| 19-7622 | | -11/07 | R | | | | | | | 38 | 65 | | | | | 48 | 52 | | | |
| 2.5 AWD (SG9) (121 kW) Eng.EJ25D 6/05-5/08 | | | | | | | | | | | | | | | | | | | | |
| 19-7105 | | | F | | | | | | | 42 | 72 | | | | | | | 38 | | |
| 2.5 AWD (SG9) (155 kW) Eng.EJ25 12/03-5/05 | | | | | | | | | | | | | | | | | | | | |
| 19-7105 | | | F | | | | | | | 42 | 72 | | | | | | | 38 | | |
| 19-7622 | | | R | | | | | | | 38 | 65 | | | | | 48 | 52 | | | |
| 2.5 RX Nato AWD (SG9) (115 kW) Eng.EJ25 11/02-12/08 | | | | | | | | | | | | | | | | | | | | |
| 19-7105 | | | F | | | | | | | 42 | 72 | | | | | | | 38 | | |
| 19-7622 | | | R | | | | | | | 38 | 65 | | | | | 48 | 52 | | | |

SUBARU

| METELLI ref | Spare Parts | | F/R | L/R | | | ABS | A | B | C | D | E | F | G | H | I | L | M | Fig | NOTE |
|--|-------------|--------|-----|-----|--|--|-----|---|----|----|----|-----|---|---|---|----|------|---|-----|------|
| 2.5 XT AWD (SG9) (169 kW) Eng.EJ255 6/05-5/08 | | | | | | | | | | | | | | | | | | | | |
| 19-7105 | | -11/07 | F | | | | | | | 42 | 72 | | | | | | 38 | | | |
| 19-7622 | | -11/07 | R | | | | | | | 38 | 65 | | | | | 48 | 52 | | | |
| Forester III (SH_) 1/08-1/70 | | | | | | | | | | | | | | | | | | | | |
| 2.0 AWD (110 kW) Eng.EJ204 1/08-9/13 | | | | | | | | | | | | | | | | | | | | |
| 19-7746 | | -11/10 | F | | | | | | 27 | | | 124 | | | | | 74,2 | | | |
| 2.0 AWD (110 kW) Eng.FB20 1/10-1/70 | | | | | | | | | | | | | | | | | | | | |
| 19-7746 | | | F | | | | | | 27 | | | 124 | | | | | 74,2 | | | |
| 2.0 D AWD (SHH) (108 kW) Eng.EE20Z 9/08-9/13 | | | | | | | | | | | | | | | | | | | | |
| 19-7746 | | -10/12 | F | | | | | | 27 | | | 124 | | | | | 74,2 | | | |
| 2.5 AWD (SH9) (126 kW) Eng.EJ25 1/09-9/13 | | | | | | | | | | | | | | | | | | | | |
| 19-7746 | | -11/10 | F | | | | | | 27 | | | 124 | | | | | 74,2 | | | |
| 2.5 AWD (SH9) (169 kW) Eng.EJ255 6/08-9/13 | | | | | | | | | | | | | | | | | | | | |
| 19-7746 | | | F | | | | | | 27 | | | 124 | | | | | 74,2 | | | |
| Forester IV (SJ_) 11/12-1/70 | | | | | | | | | | | | | | | | | | | | |
| 2.0 i AWD (110 kW) Eng.FB20 3/13-1/70 | | | | | | | | | | | | | | | | | | | | |
| 19-7746 | | | F | | | | | | 27 | | | 124 | | | | | 74,2 | | | |
| 2.0 XT AWD (SJG) (177 kW) Eng.FA20 3/13-1/70 | | | | | | | | | | | | | | | | | | | | |
| 19-7746 | | | F | | | | | | 27 | | | 124 | | | | | 74,2 | | | |
| Impreza I Coupe (GFC) 1/93-12/00 | | | | | | | | | | | | | | | | | | | | |
| 1.6 (66 kW) Eng.EJ161, EJ16E 12/96-12/00 | | | | | | | | | | | | | | | | | | | | |
| 19-7105 | | | F | | | | | | | 42 | 72 | | | | | | 38 | | | |
| 1.6 AWD (66 kW) Eng.EJ161 12/96-12/00 | | | | | | | | | | | | | | | | | | | | |
| 19-7105 | | | F | | | | | | | 42 | 72 | | | | | | 38 | | | |
| 19-7622 | | | R | | | | | | | 38 | 65 | | | | | 48 | 52 | | | |

SUBARU

| METELLI ref | Spare Parts | | F/R | L/R | | | ABS | A | B | C | D | E | F | G | H | I | L | M | Fig | NOTE |
|--|-------------|--|-----|-----|--|--|-----|---|---|----|----|---|---|---|---|----|----|---|-----|------|
| 2.0 AWD (85 kW) Eng.EJ201, EJ20E 12/95-12/00 | | | | | | | | | | | | | | | | | | | | |
| 19-7105 | | | F | | | | | | | 42 | 72 | | | | | | | | 38 | |
| 19-7622 | | | R | | | | | | | 38 | 65 | | | | | 48 | 52 | | | |
| 2.0 AWD (206 kW) Eng.EJ205P 9/98-9/00 | | | | | | | | | | | | | | | | | | | | |
| 19-7105 | | | F | | | | | | | 42 | 72 | | | | | | | | 38 | |
| 2.0 Turbo AWD (155 kW) Eng.EJ20G 12/96-12/00 | | | | | | | | | | | | | | | | | | | | |
| 19-7105 | | | F | | | | | | | 42 | 72 | | | | | | | | 38 | |
| 19-7622 | | | R | | | | | | | 38 | 65 | | | | | 48 | 52 | | | |
| Impreza I Sedan (GC) 8/92-12/00 | | | | | | | | | | | | | | | | | | | | |
| 1.6 i (GC3) (66 kW) Eng.EJ16 8/92-12/00 | | | | | | | | | | | | | | | | | | | | |
| 19-7105 | | | F | | | | | | | 42 | 72 | | | | | | | | 38 | |
| 1.6 i (GC3) (70 kW) Eng.EJ161 6/98-12/00 | | | | | | | | | | | | | | | | | | | | |
| 19-7105 | | | F | | | | | | | 42 | 72 | | | | | | | | 38 | |
| 1.6 i AWD (66 kW) Eng.EJ16 8/92-12/00 | | | | | | | | | | | | | | | | | | | | |
| 19-7105 | | | F | | | | | | | 42 | 72 | | | | | | | | 38 | |
| 19-7622 | | | R | | | | | | | 38 | 65 | | | | | 48 | 52 | | | |
| 1.6 i AWD (70 kW) Eng.EJ161 6/98-12/00 | | | | | | | | | | | | | | | | | | | | |
| 19-7105 | | | F | | | | | | | 42 | 72 | | | | | | | | 38 | |
| 19-7622 | | | R | | | | | | | 38 | 65 | | | | | 48 | 52 | | | |
| 1.8 i (GC5) (76 kW) Eng.EJ18E 11/95-6/96 | | | | | | | | | | | | | | | | | | | | |
| 19-7105 | | | F | | | | | | | 42 | 72 | | | | | | | | 38 | |
| 1.8 i AWD (GC6) (76 kW) Eng.EJ18, EJ18E 8/92-12/00 | | | | | | | | | | | | | | | | | | | | |
| 19-7105 | | | F | | | | | | | 42 | 72 | | | | | | | | 38 | |
| 19-7622 | | | R | | | | | | | 38 | 65 | | | | | 48 | 52 | | | |
| 2.0 AWD (GC8) (206 kW) Eng.EJ205P 9/98-9/00 | | | | | | | | | | | | | | | | | | | | |
| 19-7105 | | | F | | | | | | | 42 | 72 | | | | | | | | 38 | |
| 19-7622 | | | R | | | | | | | 38 | 65 | | | | | 48 | 52 | | | |

SUBARU

| METELLI ref | Spare Parts | | F/R | L/R | | | ABS | A | B | C | D | E | F | G | H | I | L | M | Fig | NOTE |
|--|-------------|--|-----|-----|--|--|-----|---|---|----|----|---|---|---|---|----|----|----|-----|------|
| 2.0 i (92 kW) Eng.EJ201 9/98-9/00 | | | | | | | | | | | | | | | | | | | | |
| 19-7105 | | | F | | | | | | | 42 | 72 | | | | | | | 38 | | |
| 2.0 i (GC7) (85 kW) Eng.EJ20E 7/96-8/98 | | | | | | | | | | | | | | | | | | | | |
| 19-7105 | | | F | | | | | | | 42 | 72 | | | | | | | 38 | | |
| 2.0 i AWD (GC7) (85 kW) Eng.EJ201, EJ20E 10/95-12/00 | | | | | | | | | | | | | | | | | | | | |
| 19-7105 | | | F | | | | | | | 42 | 72 | | | | | | | 38 | | |
| 19-7622 | | | R | | | | | | | 38 | 65 | | | | | 48 | 52 | | | |
| 2.0 i AWD (GC8) (92 kW) Eng.EJ201 6/98-12/00 | | | | | | | | | | | | | | | | | | | | |
| 19-7105 | | | F | | | | | | | 42 | 72 | | | | | | | 38 | | |
| 19-7622 | | | R | | | | | | | 38 | 65 | | | | | 48 | 52 | | | |
| 2.0 Turbo GT AWD (GC8) (155 kW) Eng.EJ20 (Turbo) (03.94-.) 3/94-12/00 | | | | | | | | | | | | | | | | | | | | |
| 19-7105 | | | F | | | | | | | 42 | 72 | | | | | | | 38 | | |
| 19-7622 | | | R | | | | | | | 38 | 65 | | | | | 48 | 52 | | | |
| 2.0 Turbo GT AWD (GC8) (160 kW) Eng.EJ205 6/98-12/00 | | | | | | | | | | | | | | | | | | | | |
| 19-7105 | | | F | | | | | | | 42 | 72 | | | | | | | 38 | | |
| 19-7622 | | | R | | | | | | | 38 | 65 | | | | | 48 | 52 | | | |
| Impreza I SW (GF) 8/92-12/00 | | | | | | | | | | | | | | | | | | | | |
| 1.6 (66 kW) Eng.EJ161, EJ16E 1/93-8/98 | | | | | | | | | | | | | | | | | | | | |
| 19-7105 | | | F | | | | | | | 42 | 72 | | | | | | | 38 | | |
| 1.6 i (GF3) (70 kW) Eng.EJ161 6/98-12/00 | | | | | | | | | | | | | | | | | | | | |
| 19-7105 | | | F | | | | | | | 42 | 72 | | | | | | | 38 | | |
| 1.6 i AWD (66 kW) Eng.EJ16 8/92-12/00 | | | | | | | | | | | | | | | | | | | | |
| 19-7105 | | | F | | | | | | | 42 | 72 | | | | | | | 38 | | |
| 19-7622 | | | R | | | | | | | 38 | 65 | | | | | 48 | 52 | | | |
| 1.6 i AWD (70 kW) Eng.EJ161 6/98-12/00 | | | | | | | | | | | | | | | | | | | | |
| 19-7105 | | | F | | | | | | | 42 | 72 | | | | | | | 38 | | |
| 19-7622 | | | R | | | | | | | 38 | 65 | | | | | 48 | 52 | | | |

SUBARU

| METELLI ref | Spare Parts | | F/R | L/R | | | ABS | A | B | C | D | E | F | G | H | I | L | M | Fig | NOTE |
|---|-------------|--|-----|-----|--|--|-----|---|---|----|----|---|---|---|---|----|----|----|-----|------|
| 1.8 i (GF5) (76 kW) Eng.EJ18E 11/95-6/96 | | | | | | | | | | | | | | | | | | | | |
| 19-7105 | | | F | | | | | | | 42 | 72 | | | | | | | 38 | | |
| 1.8 i AWD (GF6) (76 kW) Eng.EJ18 8/92-12/00 | | | | | | | | | | | | | | | | | | | | |
| 19-7105 | | | F | | | | | | | 42 | 72 | | | | | | | 38 | | |
| 19-7622 | | | R | | | | | | | 38 | 65 | | | | | 48 | 52 | | | |
| 2.0 (85 kW) Eng.EJ20E 9/96-8/98 | | | | | | | | | | | | | | | | | | | | |
| 19-7105 | | | F | | | | | | | 42 | 72 | | | | | | | 38 | | |
| 2.0 i (92 kW) Eng.EJ201 9/98-9/00 | | | | | | | | | | | | | | | | | | | | |
| 19-7105 | | | F | | | | | | | 42 | 72 | | | | | | | 38 | | |
| 2.0 i 16V AWD (92 kW) Eng.EJ201, EJ20E 6/98-12/00 | | | | | | | | | | | | | | | | | | | | |
| 19-7105 | | | F | | | | | | | 42 | 72 | | | | | | | 38 | | |
| 19-7622 | | | R | | | | | | | 38 | 65 | | | | | 48 | 52 | | | |
| 2.0 i AWD (GF8) (85 kW) Eng.EJ201, EJ20E 12/95-12/00 | | | | | | | | | | | | | | | | | | | | |
| 19-7105 | | | F | | | | | | | 42 | 72 | | | | | | | 38 | | |
| 19-7622 | | | R | | | | | | | 38 | 65 | | | | | 48 | 52 | | | |
| 2.0 i Turbo AWD (GF8) (155 kW) Eng.EJ20 (Turbo) (03.94-.) 3/94-12/00 | | | | | | | | | | | | | | | | | | | | |
| 19-7105 | | | F | | | | | | | 42 | 72 | | | | | | | 38 | | |
| 19-7622 | | | R | | | | | | | 38 | 65 | | | | | 48 | 52 | | | |
| 2.0 Turbo GT AWD (GF8) (160 kW) Eng.EJ205 6/98-12/00 | | | | | | | | | | | | | | | | | | | | |
| 19-7105 | | | F | | | | | | | 42 | 72 | | | | | | | 38 | | |
| 19-7622 | | | R | | | | | | | 38 | 65 | | | | | 48 | 52 | | | |
| Impreza II Sedan (GD) 12/00-6/09 | | | | | | | | | | | | | | | | | | | | |
| 1.5 (81 kW) Eng.EL15 10/05-3/07 | | | | | | | | | | | | | | | | | | | | |
| 19-7105 | | | F | | | | | | | 42 | 72 | | | | | | | 38 | | |
| 1.5 AWD (77 kW) Eng.EL15 5/06-3/07 | | | | | | | | | | | | | | | | | | | | |
| 19-7105 | | | F | | | | | | | 42 | 72 | | | | | | | 38 | | |
| 19-7622 | | | R | | | | | | | 38 | 65 | | | | | 48 | 52 | | | |

SUBARU

| METELLI ref | Spare Parts | | F/R | L/R | | | ABS | A | B | C | D | E | F | G | H | I | L | M | Fig | NOTE |
|---|-------------|--------|-----|-----|--|--|-----|---|---|----|----|---|---|---|---|----|----|----|-----|------|
| 1.5 AWD (81 kW) Eng.EL15 10/05-3/07 | | | | | | | | | | | | | | | | | | | | |
| 19-7105 | | | F | | | | | | | 42 | 72 | | | | | | | 38 | | |
| 1.6 AWD (70 kW) Eng.EJ161 12/00-6/09 | | | | | | | | | | | | | | | | | | | | |
| 19-7105 | | -06/07 | F | | | | | | | 42 | 72 | | | | | | | 38 | | |
| 19-7622 | | -06/07 | R | | | | | | | 38 | 65 | | | | | 48 | 52 | | | |
| 2.0 i AWD (GD9) (92 kW) Eng.EJ201 12/00-6/09 | | | | | | | | | | | | | | | | | | | | |
| 19-7105 | | -06/07 | F | | | | | | | 42 | 72 | | | | | | | 38 | | |
| 19-7622 | | -06/07 | R | | | | | | | 38 | 65 | | | | | 48 | 52 | | | |
| 2.0 i R AWD (GD9) (118 kW) Eng.EJ204 9/05-3/07 | | | | | | | | | | | | | | | | | | | | |
| 19-7105 | | | F | | | | | | | 42 | 72 | | | | | | | 38 | | |
| 19-7622 | | | R | | | | | | | 38 | 65 | | | | | 48 | 52 | | | |
| 2.0 i WRX AWD (GDA) (168 kW) Eng.EJ205 12/02-9/05 | | | | | | | | | | | | | | | | | | | | |
| 19-7105 | | | F | | | | | | | 42 | 72 | | | | | | | 38 | | |
| 19-7622 | | | R | | | | | | | 38 | 65 | | | | | 48 | 52 | | | |
| 2.0 WRX STi AWD (GDB) (195 kW) Eng.EJ207 11/01-7/05 | | | | | | | | | | | | | | | | | | | | |
| 19-7105 | | -06/04 | F | | | | | | | 42 | 72 | | | | | | | 38 | | |
| 2.0 WRX Turbo AWD (165 kW) Eng.EJ205 12/02-3/07 | | | | | | | | | | | | | | | | | | | | |
| 19-7105 | | -07/05 | F | | | | | | | 42 | 72 | | | | | | | 38 | | |
| 19-7622 | | -07/05 | R | | | | | | | 38 | 65 | | | | | 48 | 52 | | | |
| 2.0 WRX Turbo AWD (GDA) (160 kW) Eng.EJ205 12/00-12/05 | | | | | | | | | | | | | | | | | | | | |
| 19-7105 | | -07/05 | F | | | | | | | 42 | 72 | | | | | | | 38 | | |
| 19-7622 | | -07/05 | R | | | | | | | 38 | 65 | | | | | 48 | 52 | | | |
| 2.5 AWD (130 kW) Eng.EJ251 3/01-9/05 | | | | | | | | | | | | | | | | | | | | |
| 19-7105 | | | F | | | | | | | 42 | 72 | | | | | | | 38 | | |
| 2.5 i AWD (112 kW) Eng.EJ251 12/02-9/05 | | | | | | | | | | | | | | | | | | | | |
| 19-7105 | | | F | | | | | | | 42 | 72 | | | | | | | 38 | | |
| 2.5 i WRX AWD (GDG) (169 kW) Eng.EJ255 9/05-12/08 | | | | | | | | | | | | | | | | | | | | |
| 19-7105 | | -06/07 | F | | | | | | | 42 | 72 | | | | | | | 38 | | |

SUBARU

| METELLI ref | Spare Parts | | F/R | L/R | | | ABS | A | B | C | D | E | F | G | H | I | L | M | Fig | NOTE |
|---|-------------|--------|-----|-----|--|--|-----|---|----|----|----|-----|---|---|---|----|------|---|-----|------|
| 19-7622 | | -06/07 | R | | | | | | | 38 | 65 | | | | | 48 | 52 | | | |
| Impreza II SW (GG) 10/00-12/08 | | | | | | | | | | | | | | | | | | | | |
| 1.5 AWD (77 kW) Eng.EL15 5/06-3/07 | | | | | | | | | | | | | | | | | | | | |
| 19-7105 | | | F | | | | | | | 42 | 72 | | | | | | 38 | | | |
| 19-7622 | | | R | | | | | | | 38 | 65 | | | | | 48 | 52 | | | |
| 1.6 AWD (70 kW) Eng.EJ161 12/00-9/06 | | | | | | | | | | | | | | | | | | | | |
| 19-7105 | | | F | | | | | | | 42 | 72 | | | | | | 38 | | | |
| 19-7622 | | | R | | | | | | | 38 | 65 | | | | | 48 | 52 | | | |
| 2.0 AWD (92 kW) Eng.EJ201 12/00-12/07 | | | | | | | | | | | | | | | | | | | | |
| 19-7105 | | -06/07 | F | | | | | | | 42 | 72 | | | | | | 38 | | | |
| 19-7622 | | -06/07 | R | | | | | | | 38 | 65 | | | | | 48 | 52 | | | |
| 2.0 i R AWD (GG9) (118 kW) Eng.EJ20, EJ204 9/05-6/07 | | | | | | | | | | | | | | | | | | | | |
| 19-7105 | | | F | | | | | | | 42 | 72 | | | | | | 38 | | | |
| 19-7622 | | | R | | | | | | | 38 | 65 | | | | | 48 | 52 | | | |
| 2.0 Turbo AWD (GGA) (160 kW) Eng.EJ205 12/00-12/05 | | | | | | | | | | | | | | | | | | | | |
| 19-7105 | | -07/05 | F | | | | | | | 42 | 72 | | | | | | 38 | | | |
| 19-7622 | | -07/05 | R | | | | | | | 38 | 65 | | | | | 48 | 52 | | | |
| 2.0 WRX Turbo AWD (165 kW) Eng.EJ205 12/02-9/06 | | | | | | | | | | | | | | | | | | | | |
| 19-7105 | | -07/05 | F | | | | | | | 42 | 72 | | | | | | 38 | | | |
| 19-7622 | | | R | | | | | | | 38 | 65 | | | | | 48 | 52 | | | |
| 2.5 WRX AWD (GGG) (169 kW) Eng.EJ255 9/05-12/08 | | | | | | | | | | | | | | | | | | | | |
| 19-7105 | | -06/07 | F | | | | | | | 42 | 72 | | | | | | 38 | | | |
| 19-7622 | | -06/07 | R | | | | | | | 38 | 65 | | | | | 48 | 52 | | | |
| Impreza III Hatchback (GR, GH, G3)/ B3 4/07-1/70 | | | | | | | | | | | | | | | | | | | | |
| 1.5 AWD (79 kW) Eng.EL15 2/08-3/12 | | | | | | | | | | | | | | | | | | | | |
| 19-7746 | | | F | | | | | | 27 | | | 124 | | | | | 74,2 | | | |

SUBARU

| METELLI ref | Spare Parts | | F/R | L/R | | | ABS | A | B | C | D | E | F | G | H | I | L | M | Fig | NOTE | |
|--|-------------|-------------|-----|-----|--|--|-----|---|---|----|----|---|---|---|---|----|----|----|-----|------|--|
| Legacy I SW (BC, BJJ) 1/89-7/94 | | | | | | | | | | | | | | | | | | | | | |
| 1800 (76 kW) Eng.EJ18 SPI 1/89-7/94 | | | | | | | | | | | | | | | | | | | | | |
| 19-7105 | | 01/90-03/94 | F | | | | | | | 42 | 72 | | | | | | | 38 | | | |
| 1800 4WD (76 kW) Eng.EJ18 SPI 1/89-7/94 | | | | | | | | | | | | | | | | | | | | | |
| 19-7105 | | 01/90-03/94 | F | | | | | | | 42 | 72 | | | | | | | 38 | | | |
| 19-7622 | | 01/90-03/94 | R | | | | | | | 38 | 65 | | | | | 48 | 52 | | | | |
| 2200 Super 4WD (100 kW) Eng.EJ22 EMPI 1/89-7/94 | | | | | | | | | | | | | | | | | | | | | |
| 19-7105 | | 01/90-03/94 | F | | | | | | | 42 | 72 | | | | | | | 38 | | | |
| 19-7622 | | 01/90-03/94 | R | | | | | | | 38 | 65 | | | | | 48 | 52 | | | | |
| Legacy II (BD) 1/94-3/99 | | | | | | | | | | | | | | | | | | | | | |
| 1.8 4WD (76 kW) Eng.EJ18E 5/96-9/98 | | | | | | | | | | | | | | | | | | | | | |
| 19-7105 | | | F | | | | | | | 42 | 72 | | | | | | | 38 | | | |
| 19-7622 | | | R | | | | | | | 38 | 65 | | | | | 48 | 52 | | | | |
| 2.0 i (85 kW) Eng.EJ20E 9/94-3/99 | | | | | | | | | | | | | | | | | | | | | |
| 19-7105 | | -11/98 | F | | | | | | | 42 | 72 | | | | | | | 38 | | | |
| 2.0 i 4WD (85 kW) Eng.EJ201, EJ20E 9/94-3/99 | | | | | | | | | | | | | | | | | | | | | |
| 19-7105 | | -11/98 | F | | | | | | | 42 | 72 | | | | | | | 38 | | | |
| 19-7622 | | -11/98 | R | | | | | | | 38 | 65 | | | | | 48 | 52 | | | | |
| 2.2 i 4WD (96 kW) Eng.EJ22 EMPI 6/96-3/99 | | | | | | | | | | | | | | | | | | | | | |
| 19-7105 | | -05/97 | F | | | | | | | 42 | 72 | | | | | | | 38 | | | |
| 19-7622 | | -05/97 | R | | | | | | | 38 | 65 | | | | | 48 | 52 | | | | |
| 2.2 i 4WD (BD7) (94 kW) Eng.EJ22 EMPI 9/94-3/99 | | | | | | | | | | | | | | | | | | | | | |
| 19-7105 | | -05/97 | F | | | | | | | 42 | 72 | | | | | | | 38 | | | |
| 19-7622 | | -05/97 | R | | | | | | | 38 | 65 | | | | | 48 | 52 | | | | |
| 2.5 i 4WD (110 kW) Eng.EJ25D (06.96-.) 6/96-3/99 | | | | | | | | | | | | | | | | | | | | | |
| 19-7105 | | -11/98 | F | | | | | | | 42 | 72 | | | | | | | 38 | | | |

SUBARU

| METELLI ref | Spare Parts | | F/R | L/R | | ABS | A | B | C | D | E | F | G | H | I | L | M | Fig | NOTE |
|--|-------------|--------|-----|-----|--|-----|---|---|----|----|---|---|---|---|----|----|---|-----|------|
| 19-7622 | | -11/98 | R | | | | | | 38 | 65 | | | | | 48 | 52 | | | |
| Legacy II Outback (BG) 1/96-12/99 | | | | | | | | | | | | | | | | | | | |
| 2.5 (BG9) (110 kW) Eng.EJ25D 1/96-12/99 | | | | | | | | | | | | | | | | | | | |
| 19-7105 | | -11/98 | F | | | | | | 42 | 72 | | | | | | 38 | | | |
| 19-7622 | | -11/98 | R | | | | | | 38 | 65 | | | | | 48 | 52 | | | |
| Legacy II SW (BG) 2/94-12/98 | | | | | | | | | | | | | | | | | | | |
| 2.0 i (85 kW) Eng.EJ20 EMPI 9/94-11/98 | | | | | | | | | | | | | | | | | | | |
| 19-7105 | | | F | | | | | | 42 | 72 | | | | | | 38 | | | |
| 2.0 i 4WD (85 kW) Eng.EJ201, EJ20E 9/94-11/98 | | | | | | | | | | | | | | | | | | | |
| 19-7105 | | | F | | | | | | 42 | 72 | | | | | | 38 | | | |
| 19-7622 | | | R | | | | | | 38 | 65 | | | | | 48 | 52 | | | |
| 2.2 i 4WD (96 kW) Eng.EJ22 EMPI 6/96-11/98 | | | | | | | | | | | | | | | | | | | |
| 19-7105 | | -05/97 | F | | | | | | 42 | 72 | | | | | | 38 | | | |
| 19-7622 | | -05/97 | R | | | | | | 38 | 65 | | | | | 48 | 52 | | | |
| 2.2 i 4WD (BG7) (94 kW) Eng.EJ22 EMPI 2/94-12/98 | | | | | | | | | | | | | | | | | | | |
| 19-7105 | | -05/97 | F | | | | | | 42 | 72 | | | | | | 38 | | | |
| 19-7622 | | -05/97 | R | | | | | | 38 | 65 | | | | | 48 | 52 | | | |
| 2.5 i 4WD (110 kW) Eng.EJ25D (06.96-.) 6/96-11/98 | | | | | | | | | | | | | | | | | | | |
| 19-7105 | | | F | | | | | | 42 | 72 | | | | | | 38 | | | |
| 19-7622 | | | R | | | | | | 38 | 65 | | | | | 48 | 52 | | | |
| Legacy III (BE) 10/98-8/03 | | | | | | | | | | | | | | | | | | | |
| 2.0 AWD (BE5) (92 kW) Eng.EJ201 4/99-8/03 | | | | | | | | | | | | | | | | | | | |
| 19-7105 | | -06/03 | F | | | | | | 42 | 72 | | | | | | 38 | | | |
| 2.5 AWD (BE9) (115 kW) Eng.EJ25 10/98-8/03 | | | | | | | | | | | | | | | | | | | |
| 19-7105 | | -06/03 | F | | | | | | 42 | 72 | | | | | | 38 | | | |

SUBARU

| METELLI ref | Spare Parts | | F/R | L/R | | | ABS | A | B | C | D | E | F | G | H | I | L | M | Fig | NOTE |
|---|-------------|--------|-----|-----|--|--|-----|---|----|----|----|-----|---|---|---|---|---|---|------|------|
| 3.0 H6 AWD (154 kW) Eng.EZ30 8/00-8/03 | | | | | | | | | | | | | | | | | | | | |
| 19-7105 | | | F | | | | | | | 42 | 72 | | | | | | | | 38 | |
| Legacy III SW (BH) 12/98-8/03 | | | | | | | | | | | | | | | | | | | | |
| 2.0 AWD (206 kW) Eng.EJ208 6/02-8/03 | | | | | | | | | | | | | | | | | | | | |
| 19-7105 | | | F | | | | | | | 42 | 72 | | | | | | | | 38 | |
| 2.0 AWD (BH5) (92 kW) Eng.EJ201 12/98-8/03 | | | | | | | | | | | | | | | | | | | | |
| 19-7105 | | -06/03 | F | | | | | | | 42 | 72 | | | | | | | | 38 | |
| 2.5 AWD (BH9) (115 kW) Eng.EJ25 12/98-8/03 | | | | | | | | | | | | | | | | | | | | |
| 19-7105 | | -06/03 | F | | | | | | | 42 | 72 | | | | | | | | 38 | |
| 3.0 H6 AWD (154 kW) Eng.EZ30 8/00-8/03 | | | | | | | | | | | | | | | | | | | | |
| 19-7105 | | | F | | | | | | | 42 | 72 | | | | | | | | 38 | |
| Legacy IV (BL) 9/03-3/12 | | | | | | | | | | | | | | | | | | | | |
| 2.0 AWD (121 kW) Eng.EJ204 6/05-4/09 | | | | | | | | | | | | | | | | | | | | |
| 19-7746 | | | F | | | | | | 27 | | | 124 | | | | | | | 74,2 | |
| 2.0 AWD (BL5) (101 kW) Eng.EJ202 9/03-10/05 | | | | | | | | | | | | | | | | | | | | |
| 19-7746 | | -06/05 | F | | | | | | 27 | | | 124 | | | | | | | 74,2 | |
| 2.0 D AWD (110 kW) Eng.EE20Z 2/08-12/09 | | | | | | | | | | | | | | | | | | | | |
| 19-7746 | | -05/09 | F | | | | | | 27 | | | 124 | | | | | | | 74,2 | |
| 2.0 R AWD (110 kW) Eng.EJ204 9/07-12/09 | | | | | | | | | | | | | | | | | | | | |
| 19-7746 | | | F | | | | | | 27 | | | 124 | | | | | | | 74,2 | |
| 2.5 AWD (BL9) (121 kW) Eng.EJ25 9/03-4/09 | | | | | | | | | | | | | | | | | | | | |
| 19-7746 | | | F | | | | | | 27 | | | 124 | | | | | | | 74,2 | |
| 2.5 i AWD (BL9) (127 kW) Eng.EJ25 9/07-12/09 | | | | | | | | | | | | | | | | | | | | |
| 19-7746 | | -05/09 | F | | | | | | 27 | | | 124 | | | | | | | 74,2 | |

SUBARU

| METELLI ref | Spare Parts | | F/R | L/R | | | ABS | A | B | C | D | E | F | G | H | I | L | M | Fig | NOTE |
|---|-------------|--------|-----|-----|--|--|-----|---|----|----|----|-----|---|---|---|---|---|---|------|------|
| 2.5 i AWD (BM9) (123 kW) Eng.EJ253 9/09-12/14 | | | | | | | | | | | | | | | | | | | | |
| 19-7746 | | | F | | | | | | 27 | | | 124 | | | | | | | 74,2 | |
| Legacy V SW (BR) 6/08-1/70 | | | | | | | | | | | | | | | | | | | | |
| 2.0 D AWD (108 kW) Eng.EE20, EE20Z 1/13-12/14 | | | | | | | | | | | | | | | | | | | | |
| 19-7746 | | | F | | | | | | 27 | | | 124 | | | | | | | 74,2 | |
| 2.0 D AWD (110 kW) Eng.EE20Z 9/09-12/14 | | | | | | | | | | | | | | | | | | | | |
| 19-7746 | | | F | | | | | | 27 | | | 124 | | | | | | | 74,2 | |
| 2.0 i AWD (110 kW) Eng.EJ204 9/09-12/14 | | | | | | | | | | | | | | | | | | | | |
| 19-7746 | | | F | | | | | | 27 | | | 124 | | | | | | | 74,2 | |
| 2.0 i AWD (110 kW) Eng.FB20 6/12-12/14 | | | | | | | | | | | | | | | | | | | | |
| 19-7746 | | | F | | | | | | 27 | | | 124 | | | | | | | 74,2 | |
| 2.5 GT AWD (BR9) (195 kW) Eng.EJ255 7/10-12/14 | | | | | | | | | | | | | | | | | | | | |
| 19-7746 | | | F | | | | | | 27 | | | 124 | | | | | | | 74,2 | |
| 2.5 i AWD (BR9) (123 kW) Eng.EJ253 9/09-12/14 | | | | | | | | | | | | | | | | | | | | |
| 19-7746 | | | F | | | | | | 27 | | | 124 | | | | | | | 74,2 | |
| 2.5 i AWD (BRM) (127 kW) Eng.FB25 7/12-12/14 | | | | | | | | | | | | | | | | | | | | |
| 19-7746 | | | F | | | | | | 27 | | | 124 | | | | | | | 74,2 | |
| Outback I (BE, BH) 10/98-8/03 | | | | | | | | | | | | | | | | | | | | |
| 2.5 AWD (BH9) (115 kW) Eng.EJ25 10/00-8/03 | | | | | | | | | | | | | | | | | | | | |
| 19-7105 | | -06/03 | F | | | | | | | 42 | 72 | | | | | | | | 38 | |
| 3.0 H6 AWD (BHE) (154 kW) Eng.EZ30 10/00-8/03 | | | | | | | | | | | | | | | | | | | | |
| 19-7105 | | -06/03 | F | | | | | | | 42 | 72 | | | | | | | | 38 | |
| Outback II (BL, BP) 9/03-9/09 | | | | | | | | | | | | | | | | | | | | |
| 2.0 D AWD (110 kW) Eng.EE20Z 9/08-9/09 | | | | | | | | | | | | | | | | | | | | |
| 19-7746 | | -05/09 | F | | | | | | 27 | | | 124 | | | | | | | 74,2 | |

SUZUKI

| METELLI ref | Spare Parts | | F/R | L/R | | | ABS | A | B | C | D | E | F | G | H | I | L | M | Fig | NOTE |
|--|-------------|--------|-----|-----|--|--|-----|---|---|----|----|-----|---|---|---|---|---|------|-----|------|
| Alto IV (EF) 10/93-6/02 | | | | | | | | | | | | | | | | | | | | |
| 1.0 (SH410) (39 kW) Eng.G10B 9/94-6/02 | | | | | | | | | | | | | | | | | | | | |
| 19-7608 | | | R | | | | | | | 20 | 52 | | | | | | | 15 | | |
| Alto V (HA12, HA23) 10/97-9/04 | | | | | | | | | | | | | | | | | | | | |
| 1.0 (43 kW) Eng.G10BB 1/00-6/02 | | | | | | | | | | | | | | | | | | | | |
| 19-7608 | | | R | | | | | | | 20 | 52 | | | | | | | 15 | | |
| Alto VI (FF) 9/04-1/09 | | | | | | | | | | | | | | | | | | | | |
| 1.1 (RF410) (46 kW) Eng.F10D, F10DN 9/04-12/08 | | | | | | | | | | | | | | | | | | | | |
| 19-2296 | | | F | | | | | | | 35 | 62 | | | | | | | 40 | | |
| Grand Vitara I (FT, HT)/ Grand Escudo 3/98-8/06 | | | | | | | | | | | | | | | | | | | | |
| 1.6 4x4 (SQ 416) (69 kW) Eng.G16B 3/98-7/03 | | | | | | | | | | | | | | | | | | | | |
| 19-7750 | | 01/01- | F | | | | | | | 41 | | 169 | | | | | | 54,5 | | -ABS |
| 19-7873 | | | R | | | | | | | 40 | 80 | | | | | | | 23 | | -ABS |
| 19-7874 | | | R | | | | | | | 40 | 80 | | | | | | | 23 | | +ABS |
| 1.6 4x4 (SQ 416) (71 kW) Eng.G16B 9/03-9/05 | | | | | | | | | | | | | | | | | | | | |
| 19-7873 | | | R | | | | | | | 40 | 80 | | | | | | | 23 | | -ABS |
| 19-7874 | | | R | | | | | | | 40 | 80 | | | | | | | 23 | | +ABS |
| 1.6 4x4 (SQ 416) (73 kW) Eng.G16B 2/00-9/02 | | | | | | | | | | | | | | | | | | | | |
| 19-7873 | | | R | | | | | | | 40 | 80 | | | | | | | 23 | | -ABS |
| 19-7874 | | | R | | | | | | | 40 | 80 | | | | | | | 23 | | +ABS |
| 2.0 4x4 (SQ 420) (97 kW) Eng.J20A 8/98-12/00 | | | | | | | | | | | | | | | | | | | | |
| 19-7873 | | | R | | | | | | | 40 | 80 | | | | | | | 23 | | -ABS |
| 19-7874 | | | R | | | | | | | 40 | 80 | | | | | | | 23 | | +ABS |
| 2.0 4x4 (SQ 420) (103 kW) Eng.J20A 4/98-8/05 | | | | | | | | | | | | | | | | | | | | |
| 19-7873 | | | R | | | | | | | 40 | 80 | | | | | | | 23 | | -ABS |

SUZUKI

| METELLI ref | Spare Parts | | F/R | L/R | | ABS | A | B | C | D | E | F | G | H | I | L | M | Fig | NOTE |
|--|-------------|--------|-----|-----|--|-----|---|---|----|----|-----|---|---|---|---|------|---|-----|----------------------|
| 19-7874 | | | R | | | | | | 40 | 80 | | | | | | 23 | | | +ABS |
| 2.0 4x4 (TA52, TL52, SQ 420) (94 kW) Eng.J20A 3/98-7/03 | | | | | | | | | | | | | | | | | | | |
| 19-7750 | | 01/01- | F | | | | | | 41 | | 169 | | | | | 54,5 | | | -ABS |
| 19-7873 | | | R | | | | | | 40 | 80 | | | | | | 23 | | | -ABS |
| 19-7874 | | | R | | | | | | 40 | 80 | | | | | | 23 | | | +ABS |
| 2.0 HDI 110 16V 4x4 (SQ 420D) (80 kW) Eng.RHW 7/01-9/05 | | | | | | | | | | | | | | | | | | | |
| 19-7750 | | | F | | | | | | 41 | | 169 | | | | | 54,5 | | | -ABS |
| 19-7873 | | | R | | | | | | 40 | 80 | | | | | | 23 | | | -ABS |
| 19-7874 | | | R | | | | | | 40 | 80 | | | | | | 23 | | | Mod. SQ420WD-3, +ABS |
| 2.0 HDI 110 4x4 (SQ 420D) (80 kW) Eng.RHZ 2/01-12/03 | | | | | | | | | | | | | | | | | | | |
| 19-7750 | | | F | | | | | | 41 | | 169 | | | | | 54,5 | | | -ABS |
| 19-7873 | | | R | | | | | | 40 | 80 | | | | | | 23 | | | +ABS |
| 19-7874 | | | R | | | | | | 40 | 80 | | | | | | 23 | | | +ABS |
| 2.0 TD 4x4 (SQ 420D) (63 kW) Eng.RFM 4/00-9/05 | | | | | | | | | | | | | | | | | | | |
| 19-7873 | | | R | | | | | | 40 | 80 | | | | | | 23 | | | -ABS |
| 19-7874 | | | R | | | | | | 40 | 80 | | | | | | 23 | | | +ABS |
| 2.0 TD 4x4 (SQ 420D) (64 kW) Eng.RF 3/98-7/03 | | | | | | | | | | | | | | | | | | | |
| 19-7750 | | | F | | | | | | 41 | | 169 | | | | | 54,5 | | | -ABS |
| 19-7873 | | | R | | | | | | 40 | 80 | | | | | | 23 | | | -ABS |
| 19-7874 | | | R | | | | | | 40 | 80 | | | | | | 23 | | | +ABS |
| 2.5 V6 24V 4x4 (118 kW) Eng.H 25 A 9/03-9/05 | | | | | | | | | | | | | | | | | | | |
| 19-7873 | | | R | | | | | | 40 | 80 | | | | | | 23 | | | -ABS |
| 2.5 V6 24V 4x4 (SQ 625) (116 kW) Eng.H 25 A 4/01-7/03 | | | | | | | | | | | | | | | | | | | |
| 19-7750 | | | F | | | | | | 41 | | 169 | | | | | 54,5 | | | -ABS |
| 19-7873 | | | R | | | | | | 40 | 80 | | | | | | 23 | | | -ABS |
| 19-7874 | | | R | | | | | | 40 | 80 | | | | | | 23 | | | +/-ABS |
| 2.5 V6 24V 4x4 (TD62, SQ 625) (106 kW) Eng.H 25 A 4/98-7/03 | | | | | | | | | | | | | | | | | | | |
| 19-7750 | | | F | | | | | | 41 | | 169 | | | | | 54,5 | | | -ABS |
| 19-7873 | | | R | | | | | | 40 | 80 | | | | | | 23 | | | -ABS |

SUZUKI

| METELLI ref | Spare Parts | F/R | L/R | ABS | A | B | C | D | E | F | G | H | I | L | M | Fig | NOTE |
|--|-------------|-----|-----|-----|---|---|----|----|-----|---|---|---|----|------|---|-----|------------|
| 19-7874 | | R | | | | | 40 | 80 | | | | | | 23 | | | +/-ABS |
| 2.7 4x4 (JA 627) (127 kW) Eng.H 27 A 9/01-7/03 | | | | | | | | | | | | | | | | | |
| 19-7750 | | F | | | | | 41 | | 169 | | | | | 54,5 | | | -ABS |
| 2.7 4x4 (TX92, JA 627) (135 kW) Eng.H 27 A 4/03-7/03 | | | | | | | | | | | | | | | | | |
| 19-7750 | | F | | | | | 41 | | 169 | | | | | 54,5 | | | -ABS |
| Ignis I (FH) 10/00-12/05 | | | | | | | | | | | | | | | | | |
| 1.3 (HV51, HX51, RG413) (61 kW) Eng.M13A 10/00-9/03 | | | | | | | | | | | | | | | | | |
| 19-2296 | | F | | | | | 35 | 62 | | | | | | 40 | | | |
| 19-7923 | | R | | | | | 25 | 52 | | | | | | 42 | | | Mod. RG413 |
| 1.3 4WD (RG413) (61 kW) Eng.M13A 10/00-9/03 | | | | | | | | | | | | | | | | | |
| 19-2296 | | F | | | | | 35 | 62 | | | | | | 40 | | | |
| Ignis II (MH) 9/03-1/70 | | | | | | | | | | | | | | | | | |
| 1.3 (RM413) (69 kW) Eng.M13A 9/03-1/70 | | | | | | | | | | | | | | | | | |
| 19-7923 | | R | | | | | 25 | 52 | | | | | | 42 | | | Mod. RG413 |
| 1.3 DDiS (RM413D) (51 kW) Eng.Z13DT 9/03-1/70 | | | | | | | | | | | | | | | | | |
| 19-8100 | | R | | | | | 25 | 52 | | | | | | 42 | | | |
| 1.5 (RM415) (73 kW) Eng.M15A 9/03-1/70 | | | | | | | | | | | | | | | | | |
| 19-8100 | | R | | | | | 25 | 52 | | | | | | 42 | | | |
| Jimny II Closed Off-Road (SN)/ Jimny Sierra 9/98-1/70 | | | | | | | | | | | | | | | | | |
| 1.3 (SN413) (63 kW) Eng.M13A 8/04-1/70 | | | | | | | | | | | | | | | | | |
| 19-7749 | | F | | | | | 41 | 68 | | | | | | 35 | | | |
| 1.3 16V (SN413) (59 kW) Eng.G13BB 9/98-1/70 | | | | | | | | | | | | | | | | | |
| 19-7610 | | R | | | | | 35 | 72 | | | | | 17 | 22 | | | -ABS |
| 19-7749 | | F | | | | | 41 | 68 | | | | | | 35 | | | |
| 1.3 16V (SN413) (60 kW) Eng.M13A 2/01-1/70 | | | | | | | | | | | | | | | | | |
| 19-7610 | | R | | | | | 35 | 72 | | | | | 17 | 22 | | | -ABS |

SUZUKI

| METELLI ref | Spare Parts | | F/R | L/R | | ABS | A | B | C | D | E | F | G | H | I | L | M | Fig | NOTE |
|--|-------------|--|-----|-----|--|-----|---|---|----|----|---|---|---|---|----|----|---|-----|------|
| 19-7749 | | | F | | | | | | 41 | 68 | | | | | | 35 | | | |
| 1.3 16V 4WD (SN413) (59 kW) Eng.G13BB 9/98-1/70 | | | | | | | | | | | | | | | | | | | |
| 19-7610 | | | R | | | | | | 35 | 72 | | | | | 17 | 22 | | | -ABS |
| 19-7749 | | | F | | | | | | 41 | 68 | | | | | | 35 | | | |
| 1.3 16V 4WD (SN413) (60 kW) Eng.M13A 2/01-1/70 | | | | | | | | | | | | | | | | | | | |
| 19-7610 | | | R | | | | | | 35 | 72 | | | | | 17 | 22 | | | -ABS |
| 19-7749 | | | F | | | | | | 41 | 68 | | | | | | 35 | | | |
| 1.3 16V 4x4 (SN413) (63 kW) Eng.M13A 8/05-1/70 | | | | | | | | | | | | | | | | | | | |
| 19-7610 | | | R | | | | | | 35 | 72 | | | | | 17 | 22 | | | -ABS |
| 19-7749 | | | F | | | | | | 41 | 68 | | | | | | 35 | | | |
| 1.3 4WD (SN413) (62 kW) Eng.M13A 5/14-1/70 | | | | | | | | | | | | | | | | | | | |
| 19-7749 | | | F | | | | | | 41 | 68 | | | | | | 35 | | | |
| 1.3 4x4 (SN413) (63 kW) Eng.G13BB 9/98-8/00 | | | | | | | | | | | | | | | | | | | |
| 19-7749 | | | F | | | | | | 41 | 68 | | | | | | 35 | | | |
| 1.3 4x4 (SN413) (65 kW) Eng.M13A 9/00-8/02 | | | | | | | | | | | | | | | | | | | |
| 19-7749 | | | F | | | | | | 41 | 68 | | | | | | 35 | | | |
| 1.5 DDiS 4WD (SN415D) (48 kW) Eng.K9K 700 12/03-1/70 | | | | | | | | | | | | | | | | | | | |
| 19-7610 | | | R | | | | | | 35 | 72 | | | | | 17 | 22 | | | -ABS |
| 19-7749 | | | F | | | | | | 41 | 68 | | | | | | 35 | | | |
| 1.5 DDiS 4x4 (63 kW) Eng.K9K 266 8/05-1/70 | | | | | | | | | | | | | | | | | | | |
| 19-7610 | | | R | | | | | | 35 | 72 | | | | | 17 | 22 | | | -ABS |
| 19-7749 | | | F | | | | | | 41 | 68 | | | | | | 35 | | | |
| Jimny II Open Off-Road (SN) 9/98-1/70 | | | | | | | | | | | | | | | | | | | |
| 1.3 (SN413) (63 kW) Eng.M13A 8/04-1/70 | | | | | | | | | | | | | | | | | | | |
| 19-7749 | | | F | | | | | | 41 | 68 | | | | | | 35 | | | |
| 1.3 16V 4WD (SN413) (59 kW) Eng.G13BB 9/98-1/70 | | | | | | | | | | | | | | | | | | | |
| 19-7749 | | | F | | | | | | 41 | 68 | | | | | | 35 | | | |

SUZUKI

| METELLI ref | Spare Parts | | F/R | L/R | | | ABS | A | B | C | D | E | F | G | H | I | L | M | Fig | NOTE |
|--|-------------|--|-----|-----|--|--|-----|---|---|----|----|---|---|---|---|------|----|---|-----|-------------------------------------|
| 1.3 4WD (SN413) (63 kW) Eng.M13A 3/13-1/70 | | | | | | | | | | | | | | | | | | | | |
| 19-7749 | | | F | | | | | | | 41 | 68 | | | | | | | | 35 | |
| Jimny III Closed Off-Road (A6G) 7/18-1/70 | | | | | | | | | | | | | | | | | | | | |
| 1.5 AllGrip (75 kW) Eng.K15B 7/18-1/70 | | | | | | | | | | | | | | | | | | | | |
| 19-7749 | | | F | | | | | | | 41 | 68 | | | | | | | | 35 | |
| Samurai Close Off-Road (SJ_) 9/84-12/04 | | | | | | | | | | | | | | | | | | | | |
| 1.0 4WD (SJ 410) (33 kW) Eng.F10A 11/88-12/04 | | | | | | | | | | | | | | | | | | | | |
| 19-7086 | | | F | | | | | | | 41 | 68 | | | | | 17,5 | 18 | | | |
| 19-7610 | | | R | | | | | | | 35 | 72 | | | | | 17 | 22 | | | |
| 1.3 4WD (SJ 413) (44 kW) Eng.G13A 11/88-12/04 | | | | | | | | | | | | | | | | | | | | |
| 19-7086 | | | F | | | | | | | 41 | 68 | | | | | 17,5 | 18 | | | Exc. Mod. SJ413-8 Exc. Mod. SJ413-9 |
| 19-7604 | | | R | | | | | | | 35 | 72 | | | | | | 17 | | | |
| 19-7610 | | | R | | | | | | | 35 | 72 | | | | | 17 | 22 | | | |
| 19-7749 | | | F | | | | | | | 41 | 68 | | | | | | 35 | | | Mod. SJ413-8 Mod. SJ413-9 |
| 1.3 4WD (SJ 413) (47 kW) Eng.G13A 11/88-12/04 | | | | | | | | | | | | | | | | | | | | |
| 19-7086 | | | F | | | | | | | 41 | 68 | | | | | 17,5 | 18 | | | Exc. Mod. SJ413-8 Exc. Mod. SJ413-9 |
| 19-7604 | | | R | | | | | | | 35 | 72 | | | | | | 17 | | | |
| 19-7610 | | | R | | | | | | | 35 | 72 | | | | | 17 | 22 | | | |
| 19-7749 | | | F | | | | | | | 41 | 68 | | | | | | 35 | | | Mod. SJ413-8 Mod. SJ413-9 |
| 1.3 4WD (SJ 413) (51 kW) Eng.G13BA 11/88-12/04 | | | | | | | | | | | | | | | | | | | | |
| 19-7086 | | | F | | | | | | | 41 | 68 | | | | | 17,5 | 18 | | | Exc. Mod. SJ413-8 Exc. Mod. SJ413-9 |
| 19-7604 | | | R | | | | | | | 35 | 72 | | | | | | 17 | | | |
| 19-7610 | | | R | | | | | | | 35 | 72 | | | | | 17 | 22 | | | |
| 19-7749 | | | F | | | | | | | 41 | 68 | | | | | | 35 | | | Mod. SJ413-8 Mod. SJ413-9 |
| 1.3 4WD (SJ 413) (59 kW) Eng.G13BA 1/00-12/04 | | | | | | | | | | | | | | | | | | | | |
| 19-7086 | | | F | | | | | | | 41 | 68 | | | | | 17,5 | 18 | | | |
| 19-7610 | | | R | | | | | | | 35 | 72 | | | | | 17 | 22 | | | |

SUZUKI

| METELLI ref | Spare Parts | | F/R | L/R | | | ABS | A | B | C | D | E | F | G | H | I | L | M | Fig | NOTE |
|--|-------------|-------------|-----|-----|--|--|-----|---|---|----|----|---|---|---|---|------|----|---|-----|------|
| 1.9 D 4WD (47 kW) Eng.NF8Q 11/98-12/04 | | | | | | | | | | | | | | | | | | | | |
| 19-7086 | | -12/99 | F | | | | | | | 41 | 68 | | | | | 17,5 | 18 | | | |
| 19-7610 | | -12/99 | R | | | | | | | 35 | 72 | | | | | 17 | 22 | | | |
| 1.9 TD 4WD (SJ 419TD) (46 kW) Eng.XUD9 11/98-12/04 | | | | | | | | | | | | | | | | | | | | |
| 19-7086 | | -12/99 | F | | | | | | | 41 | 68 | | | | | 17,5 | 18 | | | |
| 19-7610 | | -12/99 | R | | | | | | | 35 | 72 | | | | | 17 | 22 | | | |
| SJ 413 (OS) 9/84-8/90 | | | | | | | | | | | | | | | | | | | | |
| 1.3 (SJ 413) (44 kW) Eng.G13A 8/86-8/90 | | | | | | | | | | | | | | | | | | | | |
| 19-7086 | | 01/87- | F | | | | | | | 41 | 68 | | | | | 17,5 | 18 | | | |
| 19-7604 | | 01/87-09/88 | R | | | | | | | 35 | 72 | | | | | | 17 | | | |
| 19-7610 | | 10/88- | R | | | | | | | 35 | 72 | | | | | 17 | 22 | | | |
| 1.3 (SJ413) (47 kW) Eng.G13A 9/84-8/90 | | | | | | | | | | | | | | | | | | | | |
| 19-7086 | | 01/87- | F | | | | | | | 41 | 68 | | | | | 17,5 | 18 | | | |
| 19-7604 | | 01/87-09/88 | R | | | | | | | 35 | 72 | | | | | | 17 | | | |
| 19-7610 | | 10/88- | R | | | | | | | 35 | 72 | | | | | 17 | 22 | | | |
| Splash (EX) 1/08-1/70 | | | | | | | | | | | | | | | | | | | | |
| 1.0 (A5B 310) (48 kW) Eng.K10B 1/08-1/70 | | | | | | | | | | | | | | | | | | | | |
| 19-7930 | | | F | | | | | | | 40 | 72 | | | | | | 36 | | | |
| 19-8198 | | | R | | | | | | | 28 | 58 | | | | | | 44 | | | |
| 1.0 (A5B 310) (50 kW) Eng.K10B 6/11-1/70 | | | | | | | | | | | | | | | | | | | | |
| 19-7930 | | | F | | | | | | | 40 | 72 | | | | | | 36 | | | |
| 19-8198 | | | R | | | | | | | 28 | 58 | | | | | | 44 | | | |
| 1.2 (A5B 412) (63 kW) Eng.K12B 1/08-1/70 | | | | | | | | | | | | | | | | | | | | |
| 19-7930 | | | F | | | | | | | 40 | 72 | | | | | | 36 | | | |
| 19-8198 | | | R | | | | | | | 28 | 58 | | | | | | 44 | | | |
| 1.2 LPG (63 kW) Eng.K12B 4/08-12/14 | | | | | | | | | | | | | | | | | | | | |
| 19-7930 | | | F | | | | | | | 40 | 72 | | | | | | 36 | | | |

SUZUKI

| METELLI ref | Spare Parts | | F/R | L/R | | | ABS | A | B | C | D | E | F | G | H | I | L | M | Fig | NOTE |
|--|-------------|-------------|-----|-----|--|--|-----|---|---|----|----|---|---|---|---|---|----|---|-----|-----------------|
| 19-8198 | | | R | | | | | | | 28 | 58 | | | | | | 44 | | | |
| 1.2 VVT (A5B 412) (66 kW) Eng.K12B 6/11-1/70 | | | | | | | | | | | | | | | | | | | | |
| 19-7930 | | | F | | | | | | | 40 | 72 | | | | | | 36 | | | |
| 19-8198 | | | R | | | | | | | 28 | 58 | | | | | | 44 | | | |
| 1.2 VVT (A5B 412) (67 kW) Eng.K12B 8/12-1/70 | | | | | | | | | | | | | | | | | | | | |
| 19-7930 | | | F | | | | | | | 40 | 72 | | | | | | 36 | | | |
| 19-8198 | | | R | | | | | | | 28 | 58 | | | | | | 44 | | | |
| 1.2 VVT (A5B 412) (69 kW) Eng.K12B 9/10-1/70 | | | | | | | | | | | | | | | | | | | | |
| 19-7930 | | | F | | | | | | | 40 | 72 | | | | | | 36 | | | |
| 19-8198 | | | R | | | | | | | 28 | 58 | | | | | | 44 | | | |
| 1.3 CDTI (A5B 413D) (55 kW) Eng.D13A, Z 13 DTJ 1/08-1/70 | | | | | | | | | | | | | | | | | | | | |
| 19-7930 | | | F | | | | | | | 40 | 72 | | | | | | 36 | | | |
| 19-8198 | | | R | | | | | | | 28 | 58 | | | | | | 44 | | | |
| Swift I (AA) 10/83-12/89 | | | | | | | | | | | | | | | | | | | | |
| 1.0 (SA310, AA41/43) (37 kW) Eng.G10, G10A 10/83-3/89 | | | | | | | | | | | | | | | | | | | | |
| 19-7608 | | -12/88 | R | | | | | | | 20 | 52 | | | | | | 15 | | | |
| 1.0 Turbo (SA310) (52 kW) Eng.G10T 2/85-12/89 | | | | | | | | | | | | | | | | | | | | |
| 19-7608 | | -12/88 | R | | | | | | | 20 | 52 | | | | | | 15 | | | |
| 1.3 (SA413, AA51) (50 kW) Eng.G13A 10/84-3/89 | | | | | | | | | | | | | | | | | | | | |
| 19-7608 | | 01/85-08/86 | R | | | | | | | 20 | 52 | | | | | | 15 | | | |
| 1.3 (SA413, AA51/53) (54 kW) Eng.G13A 10/84-3/89 | | | | | | | | | | | | | | | | | | | | |
| 19-7608 | | 01/85-08/86 | R | | | | | | | 20 | 52 | | | | | | 15 | | | |
| Swift III (MZ, EZ) 2/05-1/70 | | | | | | | | | | | | | | | | | | | | |
| 1.3 (RS 413) (67 kW) Eng.M13A 2/05-6/15 | | | | | | | | | | | | | | | | | | | | |
| 19-2296 | | | R | | | | | | | 35 | 62 | | | | | | 40 | | | |
| 19-8198 | | | R | | | | | | | 28 | 58 | | | | | | 44 | | | Made in Hungary |

SUZUKI

| METELLI ref | Spare Parts | F/R | L/R | ABS | A | B | C | D | E | F | G | H | I | L | M | Fig | NOTE |
|--|-------------|-----|-----|-----|---|---|----|----|---|---|---|---|---|----|---|-----|------|
| 1.2 (AZH 412, AZG 412) (67 kW) Eng.K12B 8/12-1/70 | | | | | | | | | | | | | | | | | |
| 19-7930 | | F | | | | | 40 | 72 | | | | | | 36 | | | |
| 1.2 (AZH 412) (69 kW) Eng.K12B 10/10-1/70 | | | | | | | | | | | | | | | | | |
| 19-7930 | | F | | | | | 40 | 72 | | | | | | 36 | | | |
| 1.2 4WD (AZH 412, AZG 412) (67 kW) Eng.K12B 8/12-1/70 | | | | | | | | | | | | | | | | | |
| 19-7930 | | F | | | | | 40 | 72 | | | | | | 36 | | | |
| 1.2 4x4 (AZG 412) (66 kW) Eng.K12B 10/10-1/70 | | | | | | | | | | | | | | | | | |
| 19-7930 | | F | | | | | 40 | 72 | | | | | | 36 | | | |
| 1.2 4x4 (AZH 412) (69 kW) Eng.K12B 10/10-1/70 | | | | | | | | | | | | | | | | | |
| 19-7930 | | F | | | | | 40 | 72 | | | | | | 36 | | | |
| 1.3 DDiS (AZG 413D) (55 kW) Eng.D13A, D13AA 10/10-1/70 | | | | | | | | | | | | | | | | | |
| 19-7930 | | F | | | | | 40 | 72 | | | | | | 36 | | | |
| 1.4 (AZH 414) (70 kW) Eng.K14B 2/11-1/70 | | | | | | | | | | | | | | | | | |
| 19-7930 | | F | | | | | 40 | 72 | | | | | | 36 | | | |
| 1.6 (AZG 416, AZH 416, RS416) (100 kW) Eng.M16A 1/12-1/70 | | | | | | | | | | | | | | | | | |
| 19-2805 | | F | | | | | 45 | 84 | | | | | | 39 | | | |
| SX4 (EY, GY) 6/06-1/70 | | | | | | | | | | | | | | | | | |
| 1.5 (RW 415) (73 kW) Eng.M15A 6/06-7/10 | | | | | | | | | | | | | | | | | |
| 19-2805 | | F | | | | | 45 | 84 | | | | | | 39 | | | |
| 1.5 VVT (RW 415) (82 kW) Eng.M15A 7/10-1/70 | | | | | | | | | | | | | | | | | |
| 19-2805 | | F | | | | | 45 | 84 | | | | | | 39 | | | |
| 1.5 VVT 4x4 (RW 415) (82 kW) Eng.M15A 7/10-1/70 | | | | | | | | | | | | | | | | | |
| 19-2805 | | F | | | | | 45 | 84 | | | | | | 39 | | | |
| 1.6 VVT (RW 416) (79 kW) Eng.M16A 6/06-1/70 | | | | | | | | | | | | | | | | | |
| 19-2805 | | F | | | | | 45 | 84 | | | | | | 39 | | | |
| 1.6 VVT (RW 416) (88 kW) Eng.M16A 7/09-1/70 | | | | | | | | | | | | | | | | | |
| 19-2805 | | F | | | | | 45 | 84 | | | | | | 39 | | | |

SUZUKI

| METELLI ref | Spare Parts | F/R | L/R | ABS | A | B | C | D | E | F | G | H | I | L | M | Fig | NOTE |
|---|-------------|-----|-----|-----|---|---|----|----|---|---|---|---|---|----|---|-----|------|
| SX4 S-Cross (JY)/ SX4 Crossover 8/13-1/70 | | | | | | | | | | | | | | | | | |
| 1.0 (AAK 310) (82 kW) Eng.K10C 8/16-1/70 | | | | | | | | | | | | | | | | | |
| 19-2805 | | F | | | | | 45 | 84 | | | | | | 39 | | | |
| 1.0 AllGrip (AAK 310) (82 kW) Eng.K10C 8/16-1/70 | | | | | | | | | | | | | | | | | |
| 19-2805 | | F | | | | | 45 | 84 | | | | | | 39 | | | |
| 1.4 T (AKK 414) (103 kW) Eng.K14C 8/16-1/70 | | | | | | | | | | | | | | | | | |
| 19-2805 | | F | | | | | 45 | 84 | | | | | | 39 | | | |
| 1.4 T AllGrip (AKK 414) (103 kW) Eng.K14C 8/16-1/70 | | | | | | | | | | | | | | | | | |
| 19-2805 | | F | | | | | 45 | 84 | | | | | | 39 | | | |
| 1.6 (AKK 416) (86 kW) Eng.M16A 12/13-1/70 | | | | | | | | | | | | | | | | | |
| 19-2805 | | F | | | | | 45 | 84 | | | | | | 39 | | | |
| 1.6 (AKK 416) (88 kW) Eng.M16A 8/13-1/70 | | | | | | | | | | | | | | | | | |
| 19-2805 | | F | | | | | 45 | 84 | | | | | | 39 | | | |
| 1.6 (AKK416) (85 kW) Eng.M16A 12/13-1/70 | | | | | | | | | | | | | | | | | |
| 19-2805 | | F | | | | | 45 | 84 | | | | | | 39 | | | |
| 1.6 AllGrip (AKK 416) (86 kW) Eng.M16A 12/13-1/70 | | | | | | | | | | | | | | | | | |
| 19-2805 | | F | | | | | 45 | 84 | | | | | | 39 | | | |
| 1.6 AllGrip (AKK 416) (88 kW) Eng.M16A 8/13-1/70 | | | | | | | | | | | | | | | | | |
| 19-2805 | | F | | | | | 45 | 84 | | | | | | 39 | | | |
| 1.6 AllGrip (AKK416) (85 kW) Eng.M16A 12/13-1/70 | | | | | | | | | | | | | | | | | |
| 19-2805 | | F | | | | | 45 | 84 | | | | | | 39 | | | |
| 1.6 DDiS (AKK 416D) (88 kW) Eng.D16AA 8/13-1/70 | | | | | | | | | | | | | | | | | |
| 19-2805 | | F | | | | | 45 | 84 | | | | | | 39 | | | |
| 1.6 DDiS AllGrip (AKK 416D) (88 kW) Eng.D16AA 8/13-1/70 | | | | | | | | | | | | | | | | | |
| 19-2805 | | F | | | | | 45 | 84 | | | | | | 39 | | | |

SUZUKI

| METELLI ref | Spare Parts | F/R | L/R | ABS | A | B | C | D | E | F | G | H | I | L | M | Fig | NOTE |
|--|-------------|--------|-----|-----|---|---|----|----|---|---|---|---|----|----|---|-----|------|
| SX4 Sedan (GY) 10/07-1/70 | | | | | | | | | | | | | | | | | |
| 1.6 (RW 416) (79 kW) Eng.M16A 10/07-1/70 | | | | | | | | | | | | | | | | | |
| 19-2805 | | F | | | | | 45 | 84 | | | | | | | | 39 | |
| 1.6 (RW 416) (88 kW) Eng.M16A 10/07-1/70 | | | | | | | | | | | | | | | | | |
| 19-2805 | | F | | | | | 45 | 84 | | | | | | | | 39 | |
| 1.6 AWD (RW 416) (79 kW) Eng.M16A 10/07-12/11 | | | | | | | | | | | | | | | | | |
| 19-2805 | | F | | | | | 45 | 84 | | | | | | | | 39 | |
| 2.0 (RW 415, RW 416, RW 420) (107 kW) Eng.J20A 10/07-1/10 | | | | | | | | | | | | | | | | | |
| 19-2805 | | F | | | | | 45 | 84 | | | | | | | | 39 | |
| 2.0 (RW 415, RW 416, RW 420) (112 kW) Eng.J20B 1/10-1/70 | | | | | | | | | | | | | | | | | |
| 19-2805 | | F | | | | | 45 | 84 | | | | | | | | 39 | |
| Vitara I (ET, TA, TD)/ Escudo 7/88-11/00 | | | | | | | | | | | | | | | | | |
| 1.6 4WD (SE 416) (60 kW) Eng.G16A (8V) 7/88-12/95 | | | | | | | | | | | | | | | | | |
| 19-7090 | | F | | | | | 41 | 68 | | | | | | | | 40 | |
| 19-7611 | | R | | | | | 35 | 80 | | | | | 21 | 26 | | | |
| 1.6 4WD (TA, TA01, SE416) (59 kW) Eng.G16A (8V) 7/88-3/98 | | | | | | | | | | | | | | | | | |
| 19-7090 | | F | | | | | 41 | 68 | | | | | | | | 40 | |
| 19-7611 | | R | | | | | 35 | 80 | | | | | 21 | 26 | | | |
| 1.6 i 16V 4WD (ET, TA02, SE416) (71 kW) Eng.G16B 7/90-3/98 | | | | | | | | | | | | | | | | | |
| 19-7090 | | F | | | | | 41 | 68 | | | | | | | | 40 | |
| 19-7611 | | R | | | | | 35 | 80 | | | | | 21 | 26 | | | |
| 1.9 D 4WD (SE 419TD) (50 kW) Eng.XUD9A 1/95-3/98 | | | | | | | | | | | | | | | | | |
| 19-7090 | | 01/96- | F | | | | 41 | 68 | | | | | | | | 40 | |
| 19-7611 | | 01/96- | R | | | | 35 | 80 | | | | | 21 | 26 | | | |
| 1.9 D 4WD (SE 419TD) (55 kW) Eng.XUD9SD 8/96-3/98 | | | | | | | | | | | | | | | | | |
| 19-7090 | | F | | | | | 41 | 68 | | | | | | | | 40 | |
| 19-7611 | | R | | | | | 35 | 80 | | | | | 21 | 26 | | | |

SUZUKI

| METELLI ref | Spare Parts | | F/R | L/R | | | ABS | A | B | C | D | E | F | G | H | I | L | M | Fig | NOTE |
|--|-------------|--------|-----|-----|--|--|-----|---|---|----|----|---|---|---|---|----|----|---|-----|------|
| 2.0 TD 4WD (SV 420D) (52 kW) Eng.RF 12/94-3/98 | | | | | | | | | | | | | | | | | | | | |
| 19-7611 | | | R | | | | | | | 35 | 80 | | | | | 21 | 26 | | | -ABS |
| 2.0 TD Intercooler 4WD (SV 420D) (64 kW) Eng.RF 12/95-3/98 | | | | | | | | | | | | | | | | | | | | |
| 19-7611 | | | R | | | | | | | 35 | 80 | | | | | 21 | 26 | | | -ABS |
| 2.0 V6 24V 4WD (SV620) (100 kW) Eng.H 20 A 12/94-3/98 | | | | | | | | | | | | | | | | | | | | |
| 19-7090 | | | F | | | | | | | 41 | 68 | | | | | | | | 40 | |
| 19-7611 | | | R | | | | | | | 35 | 80 | | | | | 21 | 26 | | | -ABS |
| Vitara I Cabrio (ET, TA)/ Sidekick 7/88-3/99 | | | | | | | | | | | | | | | | | | | | |
| 1.6 (TA01, SE416) (59 kW) Eng.G16A (8V) 7/88-1/95 | | | | | | | | | | | | | | | | | | | | |
| 19-7090 | | | F | | | | | | | 41 | 68 | | | | | | | | 40 | |
| 19-7611 | | | R | | | | | | | 35 | 80 | | | | | 21 | 26 | | | |
| 1.6 i 16V (TA02, SE416) (71 kW) Eng.G16B 7/90-3/99 | | | | | | | | | | | | | | | | | | | | |
| 19-7090 | | | F | | | | | | | 41 | 68 | | | | | | | | 40 | |
| 1.9 D (SE 419TD) (50 kW) Eng.XUD9A 1/95-3/98 | | | | | | | | | | | | | | | | | | | | |
| 19-7090 | | 01/96- | F | | | | | | | 41 | 68 | | | | | | | | 40 | |
| 19-7611 | | 01/96- | R | | | | | | | 35 | 80 | | | | | 21 | 26 | | | |
| 1.9 D (SE 419TD) (55 kW) Eng.XUD9SD 8/96-3/99 | | | | | | | | | | | | | | | | | | | | |
| 19-7090 | | | F | | | | | | | 41 | 68 | | | | | | | | 40 | |
| 19-7611 | | | R | | | | | | | 35 | 80 | | | | | 21 | 26 | | | |
| Vitara II (ET) 12/03-12/05 | | | | | | | | | | | | | | | | | | | | |
| HDI (SE 420HDI) (64 kW) Eng.RHP 12/03-12/05 | | | | | | | | | | | | | | | | | | | | |
| 19-7611 | | | R | | | | | | | 35 | 80 | | | | | 21 | 26 | | | |
| Vitara III (LY)/ Escudo 2/15-1/70 | | | | | | | | | | | | | | | | | | | | |
| 1.0 (APK 310) (82 kW) Eng.K10C 10/18-1/70 | | | | | | | | | | | | | | | | | | | | |
| 19-2805 | | | F | | | | | | | 45 | 84 | | | | | | | | 39 | |

SUZUKI

| METELLI ref | Spare Parts | F/R | L/R | ABS | A | B | C | D | E | F | G | H | I | L | M | Fig | NOTE |
|---|-------------|-----|-----|-----|---|---|----|----|-----|---|---|---|---|-----|---|-----|------|
| 1.0 AllGrip (APK 310) (82 kW) Eng.K10C 10/18-1/70 | | | | | | | | | | | | | | | | | |
| 19-2802 | | F | | | | | | | 137 | | | | | 102 | | | |
| 1.4 Hybrid (95 kW) Eng.K14D 7/19-1/70 | | | | | | | | | | | | | | | | | |
| 19-2805 | | F | | | | | 45 | 84 | | | | | | 39 | | | |
| 1.4 Hybrid AllGrip (95 kW) Eng.K14D 7/19-1/70 | | | | | | | | | | | | | | | | | |
| 19-2805 | | F | | | | | 45 | 84 | | | | | | 39 | | | |
| 1.4 T (APK 414) (103 kW) Eng.K14C 9/15-1/70 | | | | | | | | | | | | | | | | | |
| 19-2805 | | F | | | | | 45 | 84 | | | | | | 39 | | | |
| 1.4 T AllGrip (APK 414) (103 kW) Eng.K14C 9/15-1/70 | | | | | | | | | | | | | | | | | |
| 19-2805 | | F | | | | | 45 | 84 | | | | | | 39 | | | |
| 1.6 (APK 416) (86 kW) Eng.M16A 5/15-1/70 | | | | | | | | | | | | | | | | | |
| 19-2805 | | F | | | | | 45 | 84 | | | | | | 39 | | | |
| 1.6 (APK 416) (88 kW) Eng.M16A 2/15-1/70 | | | | | | | | | | | | | | | | | |
| 19-2805 | | F | | | | | 45 | 84 | | | | | | 39 | | | |
| 1.6 AllGrip (APK 416) (86 kW) Eng.M16A 5/15-1/70 | | | | | | | | | | | | | | | | | |
| 19-2805 | | F | | | | | 45 | 84 | | | | | | 39 | | | |
| 1.6 AllGrip (APK 416) (88 kW) Eng.M16A 2/15-1/70 | | | | | | | | | | | | | | | | | |
| 19-2805 | | F | | | | | 45 | 84 | | | | | | 39 | | | |
| 1.6 DDiS (APK 416D) (88 kW) Eng.D16AA 2/15-1/70 | | | | | | | | | | | | | | | | | |
| 19-2805 | | F | | | | | 45 | 84 | | | | | | 39 | | | |
| 1.6 DDiS AllGrip (APK 416D) (88 kW) Eng.D16AA 2/15-1/70 | | | | | | | | | | | | | | | | | |
| 19-2805 | | F | | | | | 45 | 84 | | | | | | 39 | | | |
| Wagon R III Hatchback 7/03-12/10 | | | | | | | | | | | | | | | | | |
| 1.0 (39 kW) Eng.G10A 7/03-8/05 | | | | | | | | | | | | | | | | | |
| 19-2296 | | F | | | | | 35 | 62 | | | | | | 40 | | | |
| 19-2296 | | F | | | | | 35 | 62 | | | | | | 40 | | | |
| 19-8100 | | R | | | | | 25 | 52 | | | | | | 42 | | | |

SUZUKI

| METELLI ref | Spare Parts | F/R | L/R | ABS | A | B | C | D | E | F | G | H | I | L | M | Fig | NOTE |
|--|-------------|-----|-----|-----|---|---|----|----|---|---|---|---|---|----|---|-----|------|
| 1.0 (44 kW) Eng.Z 10 XEP 6/04-8/05 | | | | | | | | | | | | | | | | | |
| 19-2296 | | F | | | | | 35 | 62 | | | | | | 40 | | | |
| 19-8100 | | R | | | | | 25 | 52 | | | | | | 42 | | | |
| 1.2 (59 kW) Eng.Z 12 XEP 6/04-8/05 | | | | | | | | | | | | | | | | | |
| 19-8100 | | R | | | | | 25 | 52 | | | | | | 42 | | | |
| Wagon R+ I Hatchback (EM) 2/93-10/00 | | | | | | | | | | | | | | | | | |
| 1.0 (RC410, SR410, SR412) (48 kW) Eng.K10A 2/98-5/00 | | | | | | | | | | | | | | | | | |
| 19-2296 | | F | | | | | 35 | 62 | | | | | | 40 | | | |
| 1.2 (SR412) (51 kW) Eng.K12A 2/98-5/00 | | | | | | | | | | | | | | | | | |
| 19-2296 | | F | | | | | 35 | 62 | | | | | | 40 | | | |
| 1.2 4WD (SR412) (51 kW) Eng.K12A 2/98-5/00 | | | | | | | | | | | | | | | | | |
| 19-2296 | | F | | | | | 35 | 62 | | | | | | 40 | | | |
| Wagon R+ II Hatchback (MM) 5/00-1/70 | | | | | | | | | | | | | | | | | |
| 1.3 (RB 413) (56 kW) Eng.G13BB 5/00-12/04 | | | | | | | | | | | | | | | | | |
| 19-2296 | | F | | | | | 35 | 62 | | | | | | 40 | | | |
| 19-8100 | | R | | | | | 25 | 52 | | | | | | 42 | | | |
| 1.3 (RB 413) (69 kW) Eng.M13A 9/03-1/70 | | | | | | | | | | | | | | | | | |
| 19-2296 | | F | | | | | 35 | 62 | | | | | | 40 | | | |
| 19-8100 | | R | | | | | 25 | 52 | | | | | | 42 | | | |
| 1.3 4WD (RB 413) (56 kW) Eng.G13BB 10/01-1/70 | | | | | | | | | | | | | | | | | |
| 19-2296 | | F | | | | | 35 | 62 | | | | | | 40 | | | |
| 1.3 4WD (RB 413) (69 kW) Eng.M13A 9/03-1/70 | | | | | | | | | | | | | | | | | |
| 19-2296 | | F | | | | | 35 | 62 | | | | | | 40 | | | |
| 1.3 DDiS (RB 413D) (51 kW) Eng.Z13DT 9/03-1/70 | | | | | | | | | | | | | | | | | |
| 19-8100 | | R | | | | | 25 | 52 | | | | | | 42 | | | |

SUZUKI

| METELLI ref | Spare Parts | F/R | L/R | ABS | A | B | C | D | E | F | G | H | I | L | M | Fig | NOTE |
|---|-------------|-----|-----|-----|---|---|----|----|---|---|---|---|----|----|---|-----|------|
| X-90 (EL) 9/95-12/97 | | | | | | | | | | | | | | | | | |
| 1.6 i 16V (SZ 416) (71 kW) Eng.G16B 9/95-12/97 | | | | | | | | | | | | | | | | | |
| 19-7090 | | F | | | | | 41 | 68 | | | | | | 40 | | | |
| 19-7611 | | R | | | | | 35 | 80 | | | | | 21 | 26 | | | |
| 1.6 i 16V 4x4 (SZ416) (71 kW) Eng.G16B 9/95-12/97 | | | | | | | | | | | | | | | | | |
| 19-7611 | | R | | | | | 35 | 80 | | | | | 21 | 26 | | | |

SUZUKI LCV

Carry IV Van (FD) 2/99-1/70

1.3 16 V (DA32V) (58 kW) Eng.G13BB 3/00-1/70

| | | | | | | | | | | | | | | | | | |
|---|--|---|--|--|--|--|----|----|--|--|--|--|--|----|--|--|--|
| 19-7604 | | R | | | | | 35 | 72 | | | | | | 17 | | | |
| 1.3 4x4 (56 kW) Eng.G13BB 2/99-9/04 | | | | | | | | | | | | | | | | | |
| 19-2296 | | F | | | | | 35 | 62 | | | | | | 40 | | | |

TALBOT

Samba (51A) 1/81-10/86

0.9 (31 kW) Eng.5C1(XV5) (-03.83), 5C1(XV8) (03.83-) 1/81-12/85

| | | | | | | | | | | | | | | | | | |
|---|--|---|--|--|--|--|----|----|--|--|--|--|--|----|--|--|--|
| 19-2521 | | R | | | | | 20 | 47 | | | | | | 15 | | | |
| 1.1 (37 kW) Eng.XW7 1/81-6/86 | | | | | | | | | | | | | | | | | |
| 19-2521 | | R | | | | | 20 | 47 | | | | | | 15 | | | |
| 1.2 Rallye (65 kW) Eng.129 D 1/83-10/86 | | | | | | | | | | | | | | | | | |
| 19-2521 | | R | | | | | 20 | 47 | | | | | | 15 | | | |
| 1.4 (44 kW) Eng.150 D 6/83-10/86 | | | | | | | | | | | | | | | | | |
| 19-2521 | | R | | | | | 20 | 47 | | | | | | 15 | | | |
| 1.4 (53 kW) Eng.XY7, XY8 1/81-6/86 | | | | | | | | | | | | | | | | | |
| 19-2521 | | R | | | | | 20 | 47 | | | | | | 15 | | | |

TALBOT

| METELLI ref | Spare Parts | | F/R | L/R | | | ABS | A | B | C | D | E | F | G | H | I | L | M | Fig | NOTE | |
|---|-------------|--------|-----|-----|--|--|-----|---|---|-------|-------|---|---|---|---|---|-------|---|-----|------|--|
| 1.4 Rallye (58 kW) Eng.XY8 1/83-10/86 | | | | | | | | | | | | | | | | | | | | | |
| 19-2521 | | | R | | | | | | | 20 | 47 | | | | | | 15 | | | | |
| Samba Cabrio (51E) 1/81-6/86 | | | | | | | | | | | | | | | | | | | | | |
| 1.4 (58 kW) Eng.XY8 1/81-6/86 | | | | | | | | | | | | | | | | | | | | | |
| 19-2521 | | | R | | | | | | | 20 | 47 | | | | | | 15 | | | | |
| Tagora 6/80-12/87 | | | | | | | | | | | | | | | | | | | | | |
| 2.1 (85 kW) Eng.5N2 6/80-12/83 | | | | | | | | | | | | | | | | | | | | | |
| 19-2183 | | | F | | | | | | | 25 | 58 | | | | | | 17 | | | | |
| 19-2590 | | | R | | | | | | | 42 | 84 | | | | | | 36 | | | | |
| 2.3 Turbo Diesel (59 kW) Eng.XD2S 8/81-12/87 | | | | | | | | | | | | | | | | | | | | | |
| 19-2183 | | | F | | | | | | | 25 | 58 | | | | | | 17 | | | | |
| 19-2590 | | -12/83 | R | | | | | | | 42 | 84 | | | | | | 36 | | | | |
| 2.6 (122 kW) Eng.9L6 8/81-10/83 | | | | | | | | | | | | | | | | | | | | | |
| 19-2183 | | | F | | | | | | | 25 | 58 | | | | | | 17 | | | | |
| 19-2590 | | | R | | | | | | | 42 | 84 | | | | | | 36 | | | | |
| TOYOTA | | | | | | | | | | | | | | | | | | | | | |
| 4 Runner I (_N5_, _N6_, _N7_) / Hilux Surf 1/84-10/89 | | | | | | | | | | | | | | | | | | | | | |
| 2.4 D (LN60) (55 kW) Eng.2L 7/84-5/88 | | | | | | | | | | | | | | | | | | | | | |
| 19-7001 | | | F | | | | | | | 21,43 | 65,09 | | | | | | 18,29 | | | | |
| 2.8 D (LN61) (60 kW) Eng.3L 5/88-10/89 | | | | | | | | | | | | | | | | | | | | | |
| 19-7001 | | | F | | | | | | | 21,43 | 65,09 | | | | | | 18,29 | | | | |
| 4 Runner III (_N18_) 11/95-12/10 | | | | | | | | | | | | | | | | | | | | | |
| 3.0 Turbo-D (92 kW) Eng.1KZ-T 11/95-11/02 | | | | | | | | | | | | | | | | | | | | | |
| 19-7751 | | | F | | | | | | | 54 | 96 | | | | | | 50,9 | | | | |

TOYOTA

| METELLI ref | Spare Parts | | F/R | L/R | | ABS | A | B | C | D | E | F | G | H | I | L | M | Fig | NOTE |
|---|-------------|--------|-----|-----|--|-----|----|---|----|-----|-------|---|---|---|---|------|---|-----|---------------------|
| Auris I (_E15_)/ Corolla/ Blade 10/06-9/12 | | | | | | | | | | | | | | | | | | | |
| 1.33 Dual-VVTi (NRE150_) (73 kW) Eng.1NR-FE 1/10-9/12 | | | | | | | | | | | | | | | | | | | |
| 19-7732 | | | F | | | | | | | | 138,9 | | | | | 76,5 | | | +ABS |
| 19-7888 | | | R | | | | | | | | 151,9 | | | | | | | | Made in UK, +ABS |
| 1.33 Dual-VVTi (NRE150_) (74 kW) Eng.1NR-FE 5/09-9/12 | | | | | | | | | | | | | | | | | | | |
| 19-7732 | | | F | | | | | | | | 138,9 | | | | | 76,5 | | | +ABS |
| 19-7888 | | | R | | | | | | | | 151,9 | | | | | | | | Made in UK, +ABS |
| 19-8185 | | -10/09 | R | | | | | | | | 152 | | | | | 99,8 | | | Made in Japan, +ABS |
| 1.4 (ZZE150_) (71 kW) Eng.4ZZ-FE 3/07-9/12 | | | | | | | | | | | | | | | | | | | |
| 19-7732 | | -12/08 | F | | | | | | | | 138,9 | | | | | 76,5 | | | +ABS |
| 19-7888 | | -12/08 | R | | | | | | | | 151,9 | | | | | | | | Made in UK, +ABS |
| 19-8185 | | -12/08 | R | | | | | | | | 152 | | | | | 99,8 | | | Made in Japan, +ABS |
| 1.4 D-4D (NDE150_) (66 kW) Eng.1ND-TV 3/07-9/12 | | | | | | | | | | | | | | | | | | | |
| 19-7732 | | | F | | | | | | | | 138,9 | | | | | 76,5 | | | +ABS |
| 19-7888 | | | R | | | | | | | | 151,9 | | | | | | | | +ABS |
| 1.5 (NZE151_) (81 kW) Eng.1NZ-FE 10/06-8/12 | | | | | | | | | | | | | | | | | | | |
| 19-7732 | | | F | | | | | | | | 138,9 | | | | | 76,5 | | | +ABS |
| 19-8185 | | | R | | | | | | | | 152 | | | | | 99,8 | | | +ABS |
| 1.5 4WD (NZE154_) (77 kW) Eng.1NZ-FE 10/06-9/12 | | | | | | | | | | | | | | | | | | | |
| 19-7732 | | | F | | | | | | | | 138,9 | | | | | 76,5 | | | +ABS |
| 19-8174 | | | R | | | | 26 | | 76 | 152 | | | | | | | | | +ABS |
| 1.6 (ZRE151_) (91 kW) Eng.1ZR-FE 3/07-9/12 | | | | | | | | | | | | | | | | | | | |
| 19-7732 | | | F | | | | | | | | 138,9 | | | | | 76,5 | | | +ABS |
| 19-7888 | | | R | | | | | | | | 151,9 | | | | | | | | Made in UK, +ABS |
| 19-8185 | | | R | | | | | | | | 152 | | | | | 99,8 | | | Made in Japan, +ABS |
| 1.6 (ZRE151_) (97 kW) Eng.1ZR-FAE 5/09-9/12 | | | | | | | | | | | | | | | | | | | |
| 19-7732 | | | F | | | | | | | | 138,9 | | | | | 76,5 | | | +ABS |
| 19-7888 | | | R | | | | | | | | 151,9 | | | | | | | | Made in UK, +ABS |

TOYOTA

| METELLI ref | Spare Parts | | F/R | L/R | | | ABS | A | B | C | D | E | F | G | H | I | L | M | Fig | NOTE |
|--|-------------|--------|-----|-----|--|--|-----|----|---|----|-----|-------|---|---|---|---|------|---|-----|---------------------|
| 19-8185 | | | R | | | | | | | | | 152 | | | | | 99,8 | | | Made in Japan, +ABS |
| 1.8 (ZRE152_, ZZE122) (100 kW) Eng.2ZR-FAE, 2ZR-FE 10/06-9/12 | | | | | | | | | | | | | | | | | | | | |
| 19-7732 | | | F | | | | | | | | | 138,9 | | | | | 76,5 | | | |
| 19-8185 | | | R | | | | | | | | | 152 | | | | | 99,8 | | | |
| 1.8 (ZRE152_) (106 kW) Eng.2ZR-FAE 2/09-9/12 | | | | | | | | | | | | | | | | | | | | |
| 19-7732 | | | F | | | | | | | | | 138,9 | | | | | 76,5 | | | +ABS |
| 19-8185 | | | R | | | | | | | | | 152 | | | | | 99,8 | | | Made in Japan, +ABS |
| 1.8 (ZRE152_) (108 kW) Eng.2ZR-FAE 2/09-9/12 | | | | | | | | | | | | | | | | | | | | |
| 19-7732 | | | F | | | | | | | | | 138,9 | | | | | 76,5 | | | +ABS |
| 19-7888 | | | R | | | | | | | | | 151,9 | | | | | | | | Made in UK, +ABS |
| 19-8185 | | -10/09 | R | | | | | | | | | 152 | | | | | 99,8 | | | Made in Japan, +ABS |
| 1.8 4WD (ZRE154_) (100 kW) Eng.2ZR-FE 10/06-10/09 | | | | | | | | | | | | | | | | | | | | |
| 19-7732 | | | F | | | | | | | | | 138,9 | | | | | 76,5 | | | +ABS |
| 19-8174 | | | R | | | | | 26 | | 76 | 152 | | | | | | | | | +ABS |
| 1.8 Hybrid (ZWE150_) (73 kW) Eng.2ZR-FXE 9/10-9/12 | | | | | | | | | | | | | | | | | | | | |
| 19-7732 | | | F | | | | | | | | | 138,9 | | | | | 76,5 | | | +ABS |
| 19-7888 | | | R | | | | | | | | | 151,9 | | | | | | | | +ABS |
| 19-8185 | | | R | | | | | | | | | 152 | | | | | 99,8 | | | +ABS |
| 2.0 D-4D (ADE150_) (93 kW) Eng.1AD-FTV 10/06-9/12 | | | | | | | | | | | | | | | | | | | | |
| 19-7731 | | | F | | | | | | | | | 138,9 | | | | | 76,5 | | | +ABS |
| 19-7888 | | | R | | | | | | | | | 151,9 | | | | | | | | +ABS |
| 2.2 D (ADE157_, ADE151_) (130 kW) Eng.2AD-FHV 11/06-9/12 | | | | | | | | | | | | | | | | | | | | |
| 19-7731 | | | F | | | | | | | | | 138,9 | | | | | 76,5 | | | +ABS |
| 19-7934 | | | R | | | | | | | | | 151,9 | | | | | 100 | | | +ABS |
| 2.4 (AZE156H) (123 kW) Eng.2AZ-FE 11/06-4/12 | | | | | | | | | | | | | | | | | | | | |
| 19-7732 | | | F | | | | | | | | | 138,9 | | | | | 76,5 | | | +ABS |
| 2.4 4WD (AZE154H) (123 kW) Eng.2AZ-FE 11/06-4/12 | | | | | | | | | | | | | | | | | | | | |
| 19-7732 | | | F | | | | | | | | | 138,9 | | | | | 76,5 | | | +ABS |
| 19-8174 | | | R | | | | | 26 | | 76 | 152 | | | | | | | | | +ABS |

TOYOTA

| METELLI ref | Spare Parts | F/R | L/R | ABS | A | B | C | D | E | F | G | H | I | L | M | Fig | NOTE |
|--|-------------|-----|-----|-----|---|---|---|---|-------|---|---|---|---|------|---|-----|------------|
| 3.5 4WD (GRE156H) (206 kW) Eng.2GR-FE 10/06-4/12 | | | | | | | | | | | | | | | | | |
| 19-7731 | | F | | | | | | | 138,9 | | | | | 76,5 | | | M/T+A/T, 6 |
| Auris II (_E18_) 10/12-1/70 | | | | | | | | | | | | | | | | | |
| 1.2 (NRE185_) (85 kW) Eng.8NR-FTS 3/15-12/18 | | | | | | | | | | | | | | | | | |
| 19-7732 | | F | | | | | | | 138,9 | | | | | 76,5 | | | |
| 1.3 (NRE180_) (73 kW) Eng.1NR-FE 10/12-12/18 | | | | | | | | | | | | | | | | | |
| 19-7732 | | F | | | | | | | 138,9 | | | | | 76,5 | | | |
| 19-7888 | | R | | | | | | | 151,9 | | | | | | | | |
| 1.4 D-4D (NDE180_) (66 kW) Eng.1ND-TV 10/12-12/18 | | | | | | | | | | | | | | | | | |
| 19-7732 | | F | | | | | | | 138,9 | | | | | 76,5 | | | |
| 19-7888 | | R | | | | | | | 151,9 | | | | | | | | |
| 1.6 (ZRE181_, ZRE185_) (97 kW) Eng.1ZR-FAE 10/12-12/18 | | | | | | | | | | | | | | | | | |
| 19-7732 | | F | | | | | | | 138,9 | | | | | 76,5 | | | |
| 19-7934 | | R | | | | | | | 151,9 | | | | | 100 | | | +ABS |
| 1.6 D4-D (WWE185_) (82 kW) Eng.1WW 4/15-12/18 | | | | | | | | | | | | | | | | | |
| 19-7731 | | F | | | | | | | 138,9 | | | | | 76,5 | | | M/T+A/T, 6 |
| 19-7934 | | R | | | | | | | 151,9 | | | | | 100 | | | +ABS |
| 1.8 (ZRE182) (103 kW) Eng.2ZR-FE 10/12-12/18 | | | | | | | | | | | | | | | | | |
| 19-7732 | | F | | | | | | | 138,9 | | | | | 76,5 | | | |
| 19-8185 | | R | | | | | | | 152 | | | | | 99,8 | | | |
| 1.8 (ZRE186_) (106 kW) Eng.2ZR-FAE 10/12-12/18 | | | | | | | | | | | | | | | | | |
| 19-7732 | | F | | | | | | | 138,9 | | | | | 76,5 | | | +ABS |
| 1.8 Hybrid (ZWE186_) (73 kW) Eng.2ZR-FXE 10/12-12/18 | | | | | | | | | | | | | | | | | |
| 19-7732 | | F | | | | | | | 138,9 | | | | | 76,5 | | | |
| 19-7934 | | R | | | | | | | 151,9 | | | | | 100 | | | +ABS |
| 2.0 D-4D (ADE186_) (91 kW) Eng.1AD-FTV 10/12-4/15 | | | | | | | | | | | | | | | | | |
| 19-7731 | | F | | | | | | | 138,9 | | | | | 76,5 | | | |

TOYOTA

| METELLI ref | Spare Parts | F/R | L/R | ABS | A | B | C | D | E | F | G | H | I | L | M | Fig | NOTE |
|---|-------------|-----|-----|-----|---|---|----|----|-------|---|---|---|---|-------|---|-----|------|
| 19-7934 | | R | | | | | | | 151,9 | | | | | 100 | | | +ABS |
| Auris Touring Sports SW (_E18_) 7/13-1/70 | | | | | | | | | | | | | | | | | |
| 1.2 (NRE185_) (85 kW) Eng.8NR-FTS 3/15-12/18 | | | | | | | | | | | | | | | | | |
| 19-7732 | | F | | | | | | | 138,9 | | | | | 76,5 | | | |
| 1.3 (NRE180_) (73 kW) Eng.1NR-FE 7/13-12/18 | | | | | | | | | | | | | | | | | |
| 19-7732 | | F | | | | | | | 138,9 | | | | | 76,5 | | | |
| 19-7888 | | R | | | | | | | 151,9 | | | | | | | | |
| 1.4 D-4D (NDE180_) (66 kW) Eng.1ND-TV 7/13-12/18 | | | | | | | | | | | | | | | | | |
| 19-7732 | | F | | | | | | | 138,9 | | | | | 76,5 | | | |
| 19-7888 | | R | | | | | | | 151,9 | | | | | | | | |
| 1.6 (ZRE185_) (97 kW) Eng.1ZR-FAE 7/13-12/18 | | | | | | | | | | | | | | | | | |
| 19-7732 | | F | | | | | | | 138,9 | | | | | 76,5 | | | |
| 19-7934 | | R | | | | | | | 151,9 | | | | | 100 | | | +ABS |
| 1.6 D4-D (WWE185_) (82 kW) Eng.1WW 4/15-12/18 | | | | | | | | | | | | | | | | | |
| 19-7731 | | F | | | | | | | 138,9 | | | | | 76,5 | | | |
| 19-7934 | | R | | | | | | | 151,9 | | | | | 100 | | | +ABS |
| 1.8 Hybrid (ZWE186_) (73 kW) Eng.2ZR-FXE 7/13-12/18 | | | | | | | | | | | | | | | | | |
| 19-7732 | | F | | | | | | | 138,9 | | | | | 76,5 | | | |
| 19-7934 | | R | | | | | | | 151,9 | | | | | 100 | | | +ABS |
| 2.0 D-4D (ADE186_) (91 kW) Eng.1AD-FTV 7/13-4/15 | | | | | | | | | | | | | | | | | |
| 19-7731 | | F | | | | | | | 138,9 | | | | | 76,5 | | | |
| 19-7934 | | R | | | | | | | 151,9 | | | | | 100 | | | +ABS |
| Avensis II (_T25_) 3/03-1/09 | | | | | | | | | | | | | | | | | |
| 1.6 VVT-i (ZZT250_) (81 kW) Eng.3ZZ-FE 4/03-11/08 | | | | | | | | | | | | | | | | | |
| 19-7123 | | F | | | | | 40 | 74 | | | | | | 42 | | | |
| 19-8130 | | R | | | | | | | 135 | | | | | 100,5 | | | +ABS |

TOYOTA

| METELLI ref | Spare Parts | | F/R | L/R | | ABS | A | B | C | D | E | F | G | H | I | L | M | Fig | NOTE |
|--|-------------|--------|-----|-----|--|-----|---|---|----|----|-------|---|---|---|---|---|-------|-----|------|
| 1.8 (ZZT251_) (95 kW) Eng.1ZZ-FE 3/03-10/08 | | | | | | | | | | | | | | | | | | | |
| 19-7123 | | | F | | | | | | 40 | 74 | | | | | | | 42 | | |
| 19-8130 | | | R | | | | | | | | 135 | | | | | | 100,5 | | +ABS |
| 2.0 (AZT250_) (108 kW) Eng.1AZ-FSE 3/03-11/08 | | | | | | | | | | | | | | | | | | | |
| 19-7123 | | | F | | | | | | 40 | 74 | | | | | | | 42 | | |
| 19-8130 | | | R | | | | | | | | 135 | | | | | | 100,5 | | +ABS |
| 2.0 D-4D (ADT250_) (93 kW) Eng.1AD-FTV 3/06-11/08 | | | | | | | | | | | | | | | | | | | |
| 19-7123 | | 04/06- | F | | | | | | 40 | 74 | | | | | | | 42 | | |
| 19-8130 | | 04/06- | R | | | | | | | | 135 | | | | | | 100,5 | | +ABS |
| 2.0 D-4D (CDT250_) (85 kW) Eng.1CD-FTV 4/03-11/08 | | | | | | | | | | | | | | | | | | | |
| 19-7123 | | -04/06 | F | | | | | | 40 | 74 | | | | | | | 42 | | |
| 19-8130 | | -04/06 | R | | | | | | | | 135 | | | | | | 100,5 | | +ABS |
| 2.2 D-4D (ADT251_) (110 kW) Eng.2AD-FTV 10/05-11/08 | | | | | | | | | | | | | | | | | | | |
| 19-7695 | | | F | | | | | | 45 | 84 | | | | | | | 45 | | |
| 2.2 D-CAT (ADT251_) (130 kW) Eng.2AD-FHV 7/05-11/08 | | | | | | | | | | | | | | | | | | | |
| 19-7695 | | | F | | | | | | 45 | 84 | | | | | | | 45 | | |
| 2.4 (AZT251_) (120 kW) Eng.2AZ-FSE 10/03-10/08 | | | | | | | | | | | | | | | | | | | |
| 19-7123 | | | F | | | | | | 40 | 74 | | | | | | | 42 | | |
| 19-8130 | | | R | | | | | | | | 135 | | | | | | 100,5 | | +ABS |
| 2.4 (AZT251_) (125 kW) Eng.2AZ-FSE 9/03-11/08 | | | | | | | | | | | | | | | | | | | |
| 19-7123 | | | F | | | | | | 40 | 74 | | | | | | | 42 | | |
| 19-8130 | | | R | | | | | | | | 135 | | | | | | 100,5 | | +ABS |
| Avensis II Sedan (_T25_) 4/03-11/08 | | | | | | | | | | | | | | | | | | | |
| 1.6 VVT-i (ZZT250_) (81 kW) Eng.3ZZ-FE 4/03-11/08 | | | | | | | | | | | | | | | | | | | |
| 19-7123 | | | F | | | | | | 40 | 74 | | | | | | | 42 | | |
| 19-7934 | | | R | | | | | | | | 151,9 | | | | | | 100 | | +ABS |
| 19-8130 | | | R | | | | | | | | 135 | | | | | | 100,5 | | +ABS |

TOYOTA

| METELLI ref | Spare Parts | | F/R | L/R | | ABS | A | B | C | D | E | F | G | H | I | L | M | Fig | NOTE |
|--|-------------|--------|-----|-----|--|-----|---|---|----|----|-------|---|---|---|---|---|-------|-----|------|
| 1.8 (ZZT251_) (95 kW) Eng.1ZZ-FE 4/03-11/08 | | | | | | | | | | | | | | | | | | | |
| 19-7123 | | | F | | | | | | 40 | 74 | | | | | | | 42 | | |
| 19-8130 | | | R | | | | | | | | 135 | | | | | | 100,5 | | +ABS |
| 2.0 (AZT250_) (108 kW) Eng.1AZ-FSE 4/03-11/08 | | | | | | | | | | | | | | | | | | | |
| 19-7123 | | | F | | | | | | 40 | 74 | | | | | | | 42 | | |
| 19-8130 | | | R | | | | | | | | 135 | | | | | | 100,5 | | +ABS |
| 2.0 D-4D (ADT250_) (93 kW) Eng.1AD-FTV 3/06-10/08 | | | | | | | | | | | | | | | | | | | |
| 19-7123 | | 04/06- | F | | | | | | 40 | 74 | | | | | | | 42 | | |
| 19-8130 | | 04/06- | R | | | | | | | | 135 | | | | | | 100,5 | | +ABS |
| 2.0 D-4D (CDT250_) (85 kW) Eng.1CD-FTV 4/03-11/08 | | | | | | | | | | | | | | | | | | | |
| 19-7123 | | -04/06 | F | | | | | | 40 | 74 | | | | | | | 42 | | |
| 19-8130 | | -04/06 | R | | | | | | | | 135 | | | | | | 100,5 | | +ABS |
| 2.0 VVTi (AZT250_) (114 kW) Eng.1AZ-FE 1/03-11/08 | | | | | | | | | | | | | | | | | | | |
| 19-7123 | | | F | | | | | | 40 | 74 | | | | | | | 42 | | |
| 2.2 D-4D (ADT251_) (110 kW) Eng.2AD-FTV 10/05-11/08 | | | | | | | | | | | | | | | | | | | |
| 19-7695 | | | F | | | | | | 45 | 84 | | | | | | | 45 | | |
| 2.2 D-CAT (ADT251_) (130 kW) Eng.2AD-FHV 7/05-11/08 | | | | | | | | | | | | | | | | | | | |
| 19-7695 | | | F | | | | | | 45 | 84 | | | | | | | 45 | | |
| 2.4 (AZT251_) (120 kW) Eng.2AZ-FSE 10/03-10/08 | | | | | | | | | | | | | | | | | | | |
| 19-7123 | | | F | | | | | | 40 | 74 | | | | | | | 42 | | |
| 19-8130 | | | R | | | | | | | | 135 | | | | | | 100,5 | | +ABS |
| 2.4 (AZT251_) (125 kW) Eng.2AZ-FSE 9/03-11/08 | | | | | | | | | | | | | | | | | | | |
| 19-7123 | | | F | | | | | | 40 | 74 | | | | | | | 42 | | |
| 19-8130 | | | R | | | | | | | | 135 | | | | | | 100,5 | | +ABS |
| Avensis II SW (_T25_) 4/03-11/08 | | | | | | | | | | | | | | | | | | | |
| 1.6 VVT-i (ZZT250_) (81 kW) Eng.3ZZ-FE 4/03-11/08 | | | | | | | | | | | | | | | | | | | |
| 19-7123 | | | F | | | | | | 40 | 74 | | | | | | | 42 | | |
| 19-7934 | | | R | | | | | | | | 151,9 | | | | | | 100 | | +ABS |

TOYOTA

| METELLI ref | Spare Parts | | F/R | L/R | | | ABS | A | B | C | D | E | F | G | H | I | L | M | Fig | NOTE |
|---|-------------|--|-----|-----|--|--|-----|---|---|---|---|-------|---|---|---|---|------|---|-----|------|
| 19-7934 | | | R | | | | | | | | | 151,9 | | | | | 100 | | | +ABS |
| 1.6 D4-D (WWT270_) (82 kW) Eng.1WW 4/15-10/18 | | | | | | | | | | | | | | | | | | | | |
| 19-7731 | | | F | | | | | | | | | 138,9 | | | | | 76,5 | | | |
| 19-7934 | | | R | | | | | | | | | 151,9 | | | | | 100 | | | +ABS |
| 1.8 (ZRT271_) (108 kW) Eng.2ZR-FAE 11/08-10/18 | | | | | | | | | | | | | | | | | | | | |
| 19-7732 | | | F | | | | | | | | | 138,9 | | | | | 76,5 | | | |
| 19-7934 | | | R | | | | | | | | | 151,9 | | | | | 100 | | | +ABS |
| 2.0 (AZT270_) (100 kW) Eng.1AZ-FE 11/08-4/11 | | | | | | | | | | | | | | | | | | | | |
| 19-7934 | | | R | | | | | | | | | 151,9 | | | | | 100 | | | +ABS |
| 2.0 (ZRT272_) (112 kW) Eng.3ZR-FAE, 3ZR-FE 11/08-10/18 | | | | | | | | | | | | | | | | | | | | |
| 19-7732 | | | F | | | | | | | | | 138,9 | | | | | 76,5 | | | |
| 19-7934 | | | R | | | | | | | | | 151,9 | | | | | 100 | | | +ABS |
| 2.0 D-4D (ADT270_) (91 kW) Eng.1AD-FTV 11/11-10/18 | | | | | | | | | | | | | | | | | | | | |
| 19-7731 | | | F | | | | | | | | | 138,9 | | | | | 76,5 | | | |
| 19-7934 | | | R | | | | | | | | | 151,9 | | | | | 100 | | | +ABS |
| 2.0 D-4D (ADT270_) (93 kW) Eng.1AD-FTV 11/08-10/18 | | | | | | | | | | | | | | | | | | | | |
| 19-7731 | | | F | | | | | | | | | 138,9 | | | | | 76,5 | | | |
| 19-7934 | | | R | | | | | | | | | 151,9 | | | | | 100 | | | +ABS |
| 2.0 D-4D (WWT271_) (105 kW) Eng.2WW 4/15-10/18 | | | | | | | | | | | | | | | | | | | | |
| 19-7731 | | | F | | | | | | | | | 138,9 | | | | | 76,5 | | | |
| 19-7934 | | | R | | | | | | | | | 151,9 | | | | | 100 | | | +ABS |
| 2.2 D-4D (ADT271_) (110 kW) Eng.2AD-FHV, 2AD-FTV 11/08-10/18 | | | | | | | | | | | | | | | | | | | | |
| 19-7731 | | | F | | | | | | | | | 138,9 | | | | | 76,5 | | | |
| 19-7934 | | | R | | | | | | | | | 151,9 | | | | | 100 | | | +ABS |
| 2.2 D-4D (ADT271_) (130 kW) Eng.2AD-FHV 11/08-10/18 | | | | | | | | | | | | | | | | | | | | |
| 19-7731 | | | F | | | | | | | | | 138,9 | | | | | 76,5 | | | |
| 19-7934 | | | R | | | | | | | | | 151,9 | | | | | 100 | | | +ABS |

TOYOTA

| METELLI ref | Spare Parts | | F/R | L/R | | | ABS | A | B | C | D | E | F | G | H | I | L | M | Fig | NOTE |
|---|-------------|--|-----|-----|--|--|-----|---|---|---|---|-------|---|---|---|---|------|---|-----|------|
| Avensis III SW (_T27_) 2/09-1/70 | | | | | | | | | | | | | | | | | | | | |
| 1.6 (ZRT270_) (97 kW) Eng.1ZR-FAE 11/08-10/18 | | | | | | | | | | | | | | | | | | | | |
| 19-7732 | | | F | | | | | | | | | 138,9 | | | | | 76,5 | | | |
| 19-7934 | | | R | | | | | | | | | 151,9 | | | | | 100 | | | +ABS |
| 1.6 D4-D (WWT270_) (82 kW) Eng.1WW 4/15-10/18 | | | | | | | | | | | | | | | | | | | | |
| 19-7731 | | | F | | | | | | | | | 138,9 | | | | | 76,5 | | | |
| 19-7934 | | | R | | | | | | | | | 151,9 | | | | | 100 | | | +ABS |
| 1.8 (ZRT271_) (108 kW) Eng.2ZR-FAE 11/08-10/18 | | | | | | | | | | | | | | | | | | | | |
| 19-7732 | | | F | | | | | | | | | 138,9 | | | | | 76,5 | | | |
| 19-7934 | | | R | | | | | | | | | 151,9 | | | | | 100 | | | +ABS |
| 2.0 (ZRT272_) (112 kW) Eng.3ZR-FAE, 3ZR-FE 11/08-10/18 | | | | | | | | | | | | | | | | | | | | |
| 19-7732 | | | F | | | | | | | | | 138,9 | | | | | 76,5 | | | |
| 19-7934 | | | R | | | | | | | | | 151,9 | | | | | 100 | | | +ABS |
| 2.0 D-4D (ADT270_) (91 kW) Eng.1AD-FTV 11/11-10/18 | | | | | | | | | | | | | | | | | | | | |
| 19-7731 | | | F | | | | | | | | | 138,9 | | | | | 76,5 | | | |
| 19-7934 | | | R | | | | | | | | | 151,9 | | | | | 100 | | | +ABS |
| 2.0 D-4D (ADT270_) (93 kW) Eng.1AD-FTV 11/08-10/18 | | | | | | | | | | | | | | | | | | | | |
| 19-7731 | | | F | | | | | | | | | 138,9 | | | | | 76,5 | | | |
| 19-7934 | | | R | | | | | | | | | 151,9 | | | | | 100 | | | +ABS |
| 2.0 D-4D (WWT271_) (105 kW) Eng.2WW 4/15-10/18 | | | | | | | | | | | | | | | | | | | | |
| 19-7731 | | | F | | | | | | | | | 138,9 | | | | | 76,5 | | | |
| 19-7934 | | | R | | | | | | | | | 151,9 | | | | | 100 | | | +ABS |
| 2.2 D-4D (ADT271_) (110 kW) Eng.2AD-FHV, 2AD-FTV 11/08-10/18 | | | | | | | | | | | | | | | | | | | | |
| 19-7731 | | | F | | | | | | | | | 138,9 | | | | | 76,5 | | | |
| 19-7934 | | | R | | | | | | | | | 151,9 | | | | | 100 | | | +ABS |
| 2.2 D-4D (ADT271_) (130 kW) Eng.2AD-FHV 11/08-10/18 | | | | | | | | | | | | | | | | | | | | |
| 19-7731 | | | F | | | | | | | | | 138,9 | | | | | 76,5 | | | |

TOYOTA

| METELLI ref | Spare Parts | F/R | L/R | ABS | A | B | C | D | E | F | G | H | I | L | M | Fig | NOTE |
|--|-------------|-----|-----|-----|---|---|------|----|-------|---|---|---|----|------|---|-----|------|
| 19-7934 | | R | | | | | | | 151,9 | | | | | 100 | | | +ABS |
| Avensis Verso (_M2_) / Verso Sportvan/ Ipsilon 5/01-12/11 | | | | | | | | | | | | | | | | | |
| 2.0 (ACM20_) (110 kW) Eng.1AZ-FE 8/01-11/09 | | | | | | | | | | | | | | | | | |
| 19-7729 | | F | | | | | 43 | 82 | | | | | | 45 | | | |
| 19-7889 | | R | | | | | | | 152 | | | | | | | | +ABS |
| 2.0 D (CLM20_) (85 kW) Eng.1CD-FTV 8/01-8/05 | | | | | | | | | | | | | | | | | |
| 19-7729 | | F | | | | | 43 | 82 | | | | | | 45 | | | |
| 19-7889 | | R | | | | | | | 152 | | | | | | | | +ABS |
| 2.4 (ACM21) (115 kW) Eng.2AZ-FE 8/01-8/07 | | | | | | | | | | | | | | | | | |
| 19-7729 | | F | | | | | 43 | 82 | | | | | | 45 | | | |
| Aygo I (_B1_) 7/05-1/70 | | | | | | | | | | | | | | | | | |
| 1.0 (KGB10_) (50 kW) Eng.1KR-FE 7/05-5/14 | | | | | | | | | | | | | | | | | |
| 19-2754 | | F | | | | | 37,8 | 69 | | | | | 34 | 39 | | | +ABS |
| 19-2908 | | R | | | | | | | 135 | | | | | 89,6 | | | +ABS |
| 1.0 GPL (KGB10_) (50 kW) Eng.1KR-FE 7/05-5/14 | | | | | | | | | | | | | | | | | |
| 19-2754 | | F | | | | | 37,8 | 69 | | | | | 34 | 39 | | | +ABS |
| 19-2908 | | R | | | | | | | 135 | | | | | 89,6 | | | +ABS |
| 1.4 HDi (WNB10_) (40 kW) Eng.2WZ-TV 7/05-8/10 | | | | | | | | | | | | | | | | | |
| 19-2754 | | F | | | | | 37,8 | 69 | | | | | 34 | 39 | | | +ABS |
| 19-2908 | | R | | | | | | | 135 | | | | | 89,6 | | | +ABS |
| Aygo II (_B4_) 5/14-1/70 | | | | | | | | | | | | | | | | | |
| 1.0 (KGB40_) (51 kW) Eng.1KR-FE 5/14-1/70 | | | | | | | | | | | | | | | | | |
| 19-2754 | | F | | | | | 37,8 | 69 | | | | | 34 | 39 | | | |
| 19-2908 | | R | | | | | | | 135 | | | | | 89,6 | | | |
| 1.0 VVTi (KGB40) (53 kW) Eng.1KR-FE 3/18-1/70 | | | | | | | | | | | | | | | | | |
| 19-2754 | | F | | | | | 37,8 | 69 | | | | | 34 | 39 | | | |

TOYOTA

| METELLI ref | Spare Parts | | F/R | L/R | | | ABS | A | B | C | D | E | F | G | H | I | L | M | Fig | NOTE |
|--|-------------|--|-----|-----|--|--|-----|---|---|------|----|-----|---|---|---|----|-------|---|-----|------|
| 19-2908 | | | R | | | | | | | | | 135 | | | | | 89,6 | | | |
| 1.2 (PAB40_) (60 kW) Eng.1PP 5/14-1/70 | | | | | | | | | | | | | | | | | | | | |
| 19-2754 | | | F | | | | | | | 37,8 | 69 | | | | | 34 | 39 | | | |
| Caldina II SW (_T21_) 8/97-9/02 | | | | | | | | | | | | | | | | | | | | |
| 2.0 (ST210G_) (103 kW) Eng.3S-FE 8/97-9/02 | | | | | | | | | | | | | | | | | | | | |
| 19-7040 | | | F | | | | | | | 39 | 72 | | | | | | 37 | | | |
| Caldina III SW (_T24_) 9/02-6/07 | | | | | | | | | | | | | | | | | | | | |
| 2.0 (AZT241W_) (112 kW) Eng.1AZ-FSE 9/02-6/07 | | | | | | | | | | | | | | | | | | | | |
| 19-7123 | | | F | | | | | | | 40 | 74 | | | | | | 42 | | | |
| 19-8130 | | | R | | | | | | | | | 135 | | | | | 100,5 | | | |
| Camry (_V1_) II SW/ Scepter 9/91-7/96 | | | | | | | | | | | | | | | | | | | | |
| 2.2 (SXV10_) (100 kW) Eng.5S-FE 9/91-7/96 | | | | | | | | | | | | | | | | | | | | |
| 19-7729 | | | F | | | | | | | 43 | 82 | | | | | | 45 | | | |
| 3.0 (VCV10_) (138 kW) Eng.3VZ-FE 9/91-7/96 | | | | | | | | | | | | | | | | | | | | |
| 19-7729 | | | F | | | | | | | 43 | 82 | | | | | | 45 | | | |
| Camry (_V1_) II/ Scepter 7/90-6/98 | | | | | | | | | | | | | | | | | | | | |
| 2.2 (SXV10_) (100 kW) Eng.5S-FE 6/91-7/96 | | | | | | | | | | | | | | | | | | | | |
| 19-7729 | | | F | | | | | | | 43 | 82 | | | | | | 45 | | | |
| 3.0 (VCV10_) (138 kW) Eng.3VZ-FE 6/91-8/96 | | | | | | | | | | | | | | | | | | | | |
| 19-7729 | | | F | | | | | | | 43 | 82 | | | | | | 45 | | | |
| Camry (_V2_) II 8/96-9/02 | | | | | | | | | | | | | | | | | | | | |
| 2.2 (SXV20_) (93 kW) Eng.5S-FE 8/97-9/02 | | | | | | | | | | | | | | | | | | | | |
| 19-7729 | | | F | | | | | | | 43 | 82 | | | | | | 45 | | | |

TOYOTA

| METELLI ref | Spare Parts | | F/R | L/R | | ABS | A | B | C | D | E | F | G | H | I | L | M | Fig | NOTE |
|---|-------------|-------------|-----|-----|--|-----|---|---|----|----|---|---|---|---|---|---|---|-----|------|
| 2.2 (SXV20_) (96 kW) Eng.5S-FE 8/96-11/01 | | | | | | | | | | | | | | | | | | | |
| 19-7729 | | | F | | | | | | 43 | 82 | | | | | | | | 45 | |
| 3.0 24V (MCV20_) (140 kW) Eng.1MZ-FE (08.96-.) 8/96-11/01 | | | | | | | | | | | | | | | | | | | |
| 19-7729 | | | F | | | | | | 43 | 82 | | | | | | | | 45 | |
| 3.0 V6 (MCV20_) (135 kW) Eng.1MZ-FE 8/96-11/01 | | | | | | | | | | | | | | | | | | | |
| 19-7729 | | | F | | | | | | 43 | 82 | | | | | | | | 45 | |
| Camry (_V3_) Sedan 8/01-11/06 | | | | | | | | | | | | | | | | | | | |
| 2.4 (ACV30_, ACV36) (112 kW) Eng.2AZ-FE 11/01-11/06 | | | | | | | | | | | | | | | | | | | |
| 19-7695 | | 08/03-01/06 | F | | | | | | 45 | 84 | | | | | | | | 45 | |
| 19-7729 | | -07/03 | F | | | | | | 43 | 82 | | | | | | | | 45 | |
| 3.0 (MCV30_) (137 kW) Eng.1MZ-FE 8/01-11/06 | | | | | | | | | | | | | | | | | | | |
| 19-7695 | | 08/03-01/06 | F | | | | | | 45 | 84 | | | | | | | | 45 | |
| 19-7729 | | -07/03 | F | | | | | | 43 | 82 | | | | | | | | 45 | |
| 3.3 (MCV31_) (165 kW) Eng.3MZ-FE 7/03-2/06 | | | | | | | | | | | | | | | | | | | |
| 19-7695 | | | F | | | | | | 45 | 84 | | | | | | | | 45 | |
| Camry (_V4_) Sedan 1/06-12/11 | | | | | | | | | | | | | | | | | | | |
| 2.0 (ACV41_) (108 kW) Eng.1AZ-FE 5/06-9/11 | | | | | | | | | | | | | | | | | | | |
| 19-7695 | | | F | | | | | | 45 | 84 | | | | | | | | 45 | |
| 2.4 (ACV40_) (123 kW) Eng.2AZ-FE 1/06-9/11 | | | | | | | | | | | | | | | | | | | |
| 19-7695 | | | F | | | | | | 45 | 84 | | | | | | | | 45 | |
| 2.4 (ACV40_) (127 kW) Eng.2AZ-FE 1/06-9/11 | | | | | | | | | | | | | | | | | | | |
| 19-7695 | | | F | | | | | | 45 | 84 | | | | | | | | 45 | |
| 2.4 (ACV40) (116 kW) Eng.2AZ-FE 1/06-9/11 | | | | | | | | | | | | | | | | | | | |
| 19-7695 | | | F | | | | | | 45 | 84 | | | | | | | | 45 | |
| 2.4 Hybrid (AHV40_) (105 kW) Eng.2AZ-FXE 3/06-7/11 | | | | | | | | | | | | | | | | | | | |
| 19-7695 | | | F | | | | | | 45 | 84 | | | | | | | | 45 | |

TOYOTA

| METELLI ref | Spare Parts | F/R | L/R | ABS | A | B | C | D | E | F | G | H | I | L | M | Fig | NOTE |
|--|-------------|-----|-----|-----|---|---|----|----|---|---|---|---|---|----|---|-----|------|
| 2.4 Hybrid (AHV40_) (110 kW) Eng.2AZ-FXE 1/06-9/11 | | | | | | | | | | | | | | | | | |
| 19-7695 | | F | | | | | 45 | 84 | | | | | | 45 | | | |
| 2.5 (ASV40_) (129 kW) Eng.2AR-FE 1/10-9/11 | | | | | | | | | | | | | | | | | |
| 19-7695 | | F | | | | | 45 | 84 | | | | | | 45 | | | |
| 3.5 (GSV40_) (200 kW) Eng.2GR-FE 1/06-12/11 | | | | | | | | | | | | | | | | | |
| 19-7695 | | F | | | | | 45 | 84 | | | | | | 45 | | | |
| 3.5 (GSV40_) (204 kW) Eng.2GR-FE 9/06-12/14 | | | | | | | | | | | | | | | | | |
| 19-7695 | | F | | | | | 45 | 84 | | | | | | 45 | | | |
| Camry (_V5_) Sedan 9/11-1/70 | | | | | | | | | | | | | | | | | |
| 2.0 (ACV51_) (109 kW) Eng.1AZ-FE 9/11-1/70 | | | | | | | | | | | | | | | | | |
| 19-7695 | | F | | | | | 45 | 84 | | | | | | 45 | | | |
| 2.0 (ASV51_) (110 kW) Eng.6AR-FSE 1/15-1/70 | | | | | | | | | | | | | | | | | |
| 19-7695 | | F | | | | | 45 | 84 | | | | | | 45 | | | |
| 2.0 (ASV51_) (123 kW) Eng.6AR-FSE 1/15-1/70 | | | | | | | | | | | | | | | | | |
| 19-7695 | | F | | | | | 45 | 84 | | | | | | 45 | | | |
| 2.5 (ASV50_) (131 kW) Eng.2AR-FE 10/11-1/70 | | | | | | | | | | | | | | | | | |
| 19-7695 | | F | | | | | 45 | 84 | | | | | | 45 | | | |
| 2.5 (ASV50_) (133 kW) Eng.2AR-FE 9/11-1/70 | | | | | | | | | | | | | | | | | |
| 19-7695 | | F | | | | | 45 | 84 | | | | | | 45 | | | |
| 2.5 (ASV50_) (135 kW) Eng.2AR-FE 1/12-1/70 | | | | | | | | | | | | | | | | | |
| 19-7695 | | F | | | | | 45 | 84 | | | | | | 45 | | | |
| 2.5 Hybrid (AVV50_) (115 kW) Eng.2AR-FXE 9/12-9/18 | | | | | | | | | | | | | | | | | |
| 19-7695 | | F | | | | | 45 | 84 | | | | | | 45 | | | |
| 2.5 Hybrid (AVV50_) (118 kW) Eng.2AR-FXE, 2JM 9/11-1/70 | | | | | | | | | | | | | | | | | |
| 19-7695 | | F | | | | | 45 | 84 | | | | | | 45 | | | |
| 3.5 (GSV50_) (183 kW) Eng.2GR-FE 12/12-1/70 | | | | | | | | | | | | | | | | | |
| 19-7695 | | F | | | | | 45 | 84 | | | | | | 45 | | | |

TOYOTA

| METELLI ref | Spare Parts | | F/R | L/R | | | ABS | A | B | C | D | E | F | G | H | I | L | M | Fig | NOTE |
|--|-------------|--------|-----|-----|--|--|-----|---|---|----|----|---|---|---|---|---|---|---|-----|------|
| 3.5 (GSV50_) (204 kW) Eng.2GR-FE 9/11-12/17 | | | | | | | | | | | | | | | | | | | | |
| 19-7695 | | | F | | | | | | | 45 | 84 | | | | | | | | 45 | |
| Carina I (TA4_, TA6_) 1/70-8/85 | | | | | | | | | | | | | | | | | | | | |
| 1.6 (TA4L, TA60L) (55 kW) Eng.2T 1/78-9/83 | | | | | | | | | | | | | | | | | | | | |
| 19-7539 | | -07/81 | R | | | | | | | 35 | 72 | | | | | | | | 26 | |
| Carina III E (_T19_) 4/92-12/98 | | | | | | | | | | | | | | | | | | | | |
| 1.6 (AT190) (73 kW) Eng.4A-FE 12/93-9/97 | | | | | | | | | | | | | | | | | | | | |
| 19-7040 | | | F | | | | | | | 39 | 72 | | | | | | | | 37 | +ABS |
| 1.6 (AT190) (85 kW) Eng.4A-FE 12/93-9/97 | | | | | | | | | | | | | | | | | | | | |
| 19-7040 | | | F | | | | | | | 39 | 72 | | | | | | | | 37 | +ABS |
| 1.6 16V (AT190_) (78 kW) Eng.4A-FE 10/95-9/97 | | | | | | | | | | | | | | | | | | | | |
| 19-7040 | | | F | | | | | | | 39 | 72 | | | | | | | | 37 | +ABS |
| 1.6 GLI (AT190) (79 kW) Eng.4A-FE 4/92-9/97 | | | | | | | | | | | | | | | | | | | | |
| 19-7040 | | | F | | | | | | | 39 | 72 | | | | | | | | 37 | +ABS |
| 1.8 (AT191) (79 kW) Eng.7A-FE 1/95-9/97 | | | | | | | | | | | | | | | | | | | | |
| 19-7040 | | | F | | | | | | | 39 | 72 | | | | | | | | 37 | +ABS |
| 2.0 D (CT190) (54 kW) Eng.2C 4/92-1/96 | | | | | | | | | | | | | | | | | | | | |
| 19-7040 | | | F | | | | | | | 39 | 72 | | | | | | | | 37 | +ABS |
| 2.0 GLI (ST191) (98 kW) Eng.3S-FE 4/92-9/97 | | | | | | | | | | | | | | | | | | | | |
| 19-7040 | | | F | | | | | | | 39 | 72 | | | | | | | | 37 | +ABS |
| 2.0 GTi (ST191) (116 kW) Eng.3S-GE 4/92-2/94 | | | | | | | | | | | | | | | | | | | | |
| 19-7040 | | | F | | | | | | | 39 | 72 | | | | | | | | 37 | +ABS |
| 2.0 GTi 16V (ST191_) (129 kW) Eng.3S-GE 3/94-9/97 | | | | | | | | | | | | | | | | | | | | |
| 19-7040 | | | F | | | | | | | 39 | 72 | | | | | | | | 37 | +ABS |
| 2.0 i (ST191) (93 kW) Eng.3S-FE 12/93-9/97 | | | | | | | | | | | | | | | | | | | | |
| 19-7040 | | | F | | | | | | | 39 | 72 | | | | | | | | 37 | +ABS |

TOYOTA

| METELLI ref | Spare Parts | | F/R | L/R | | ABS | A | B | C | D | E | F | G | H | I | L | M | Fig | NOTE |
|--|-------------|--|-----|-----|--|-----|---|---|----|----|---|---|---|---|---|----|---|-----|------|
| 2.0 TD (CT190) (61 kW) Eng.2C-T 1/96-9/97 | | | | | | | | | | | | | | | | | | | |
| 19-7040 | | | F | | | | | | 39 | 72 | | | | | | 37 | | | +ABS |
| Carina III E Sedan (_T19_) 4/92-12/98 | | | | | | | | | | | | | | | | | | | |
| 1.6 (AT190) (73 kW) Eng.4A-FE 1/95-9/97 | | | | | | | | | | | | | | | | | | | |
| 19-7040 | | | F | | | | | | 39 | 72 | | | | | | 37 | | | +ABS |
| 1.6 (AT190) (78 kW) Eng.4A-FE 10/95-9/97 | | | | | | | | | | | | | | | | | | | |
| 19-7040 | | | F | | | | | | 39 | 72 | | | | | | 37 | | | +ABS |
| 1.6 (AT190) (79 kW) Eng.4A-FE 1/93-9/97 | | | | | | | | | | | | | | | | | | | |
| 19-7040 | | | F | | | | | | 39 | 72 | | | | | | 37 | | | +ABS |
| 1.6 16V (AT190_) (85 kW) Eng.4A-FE 12/94-9/97 | | | | | | | | | | | | | | | | | | | |
| 19-7040 | | | F | | | | | | 39 | 72 | | | | | | 37 | | | +ABS |
| 1.8 i 16V (AT191) (79 kW) Eng.7A-FE 1/95-9/97 | | | | | | | | | | | | | | | | | | | |
| 19-7040 | | | F | | | | | | 39 | 72 | | | | | | 37 | | | +ABS |
| 2.0 (ST191) (98 kW) Eng.3S-FE 1/93-9/97 | | | | | | | | | | | | | | | | | | | |
| 19-7040 | | | F | | | | | | 39 | 72 | | | | | | 37 | | | +ABS |
| 2.0 D (CT190) (54 kW) Eng.2C 8/92-1/96 | | | | | | | | | | | | | | | | | | | |
| 19-7040 | | | F | | | | | | 39 | 72 | | | | | | 37 | | | +ABS |
| 2.0 GTi (ST191_) (116 kW) Eng.3S-GE 4/92-12/95 | | | | | | | | | | | | | | | | | | | |
| 19-7040 | | | F | | | | | | 39 | 72 | | | | | | 37 | | | +ABS |
| 2.0 GTi 16V (ST191_) (129 kW) Eng.3S-GE 3/94-9/97 | | | | | | | | | | | | | | | | | | | |
| 19-7040 | | | F | | | | | | 39 | 72 | | | | | | 37 | | | +ABS |
| 2.0 i (ST191) (93 kW) Eng.3S-FE 12/92-9/97 | | | | | | | | | | | | | | | | | | | |
| 19-7040 | | | F | | | | | | 39 | 72 | | | | | | 37 | | | +ABS |
| 2.0 TD (CT190_) (61 kW) Eng.2C-T 1/96-9/97 | | | | | | | | | | | | | | | | | | | |
| 19-7040 | | | F | | | | | | 39 | 72 | | | | | | 37 | | | +ABS |

TOYOTA

| METELLI ref | Spare Parts | F/R | L/R | ABS | A | B | C | D | E | F | G | H | I | L | M | Fig | NOTE |
|--|-------------|-----|-----|-----|---|---|----|----|---|---|---|---|---|----|---|-----|-----------|
| Carina III E Sportswagon (_T19_) 4/92-12/98 | | | | | | | | | | | | | | | | | |
| 1.6 (85 kW) Eng.4A-FE 4/92-9/97 | | | | | | | | | | | | | | | | | |
| 19-7040 | | F | | | | | 39 | 72 | | | | | | 37 | | | +ABS |
| 1.6 GLI (AT190_) (79 kW) Eng.4A-FE 1/93-9/97 | | | | | | | | | | | | | | | | | |
| 19-7040 | | F | | | | | 39 | 72 | | | | | | 37 | | | +ABS |
| 1.6 i (AT190_) (73 kW) Eng.4A-FE 2/95-9/97 | | | | | | | | | | | | | | | | | |
| 19-7040 | | F | | | | | 39 | 72 | | | | | | 37 | | | +ABS |
| 1.8 i (AT191_) (79 kW) Eng.7A-FE 2/95-9/97 | | | | | | | | | | | | | | | | | |
| 19-7040 | | F | | | | | 39 | 72 | | | | | | 37 | | | +ABS |
| 2.0 D (CT190_) (54 kW) Eng.2C 1/93-1/96 | | | | | | | | | | | | | | | | | |
| 19-7040 | | F | | | | | 39 | 72 | | | | | | 37 | | | +ABS |
| 2.0 GLI (ST191_) (98 kW) Eng.3S-FE 1/93-9/97 | | | | | | | | | | | | | | | | | |
| 19-7040 | | F | | | | | 39 | 72 | | | | | | 37 | | | +ABS |
| 2.0 i (ST191_) (93 kW) Eng.3S-FE 5/95-9/97 | | | | | | | | | | | | | | | | | |
| 19-7040 | | F | | | | | 39 | 72 | | | | | | 37 | | | +ABS |
| 2.0 TD (CT190_) (61 kW) Eng.2C-T 1/96-9/97 | | | | | | | | | | | | | | | | | |
| 19-7040 | | F | | | | | 39 | 72 | | | | | | 37 | | | +ABS |
| Celica I (_A4_) 1/77-7/85 | | | | | | | | | | | | | | | | | |
| 1.6 ST (TA40_) (63 kW) Eng.2TB 8/77-7/81 | | | | | | | | | | | | | | | | | |
| 19-7539 | | R | | | | | 35 | 72 | | | | | | 26 | | | |
| 1.6 ST (TA40_) (66 kW) Eng.2T 2/79-7/81 | | | | | | | | | | | | | | | | | |
| 19-7539 | | R | | | | | 35 | 72 | | | | | | 26 | | | |
| 2.0 XT (RA40) (65 kW) Eng.18R 1/80-7/81 | | | | | | | | | | | | | | | | | |
| 19-7539 | | R | | | | | 35 | 72 | | | | | | 26 | | | Mod. RA40 |

TOYOTA

| METELLI ref | Spare Parts | | F/R | L/R | | | ABS | A | B | C | D | E | F | G | H | I | L | M | Fig | NOTE |
|---|-------------|--------|-----|-----|--|--|-----|---|---|----|----|---|---|---|---|---|----|---|-----|-----------|
| 2.0 XT (RA40) (66 kW) Eng.18R 2/79-7/81 | | | | | | | | | | | | | | | | | | | | |
| 19-7539 | | | R | | | | | | | 35 | 72 | | | | | | 26 | | | Mod. RA40 |
| Celica I Coupe (_A2_) 1/69-3/78 | | | | | | | | | | | | | | | | | | | | |
| 1.6 GT (TA2, TA22) (79 kW) Eng.2T-G 12/74-3/78 | | | | | | | | | | | | | | | | | | | | |
| 19-7539 | | -10/77 | R | | | | | | | 35 | 72 | | | | | | 26 | | | |
| 1.6 LT (TA2) (55 kW) Eng.2T 2/76-3/78 | | | | | | | | | | | | | | | | | | | | |
| 19-7539 | | -10/77 | R | | | | | | | 35 | 72 | | | | | | 26 | | | |
| 1.6 LT (TA22) (58 kW) Eng.2TJ 5/73-3/78 | | | | | | | | | | | | | | | | | | | | |
| 19-7539 | | -10/77 | R | | | | | | | 35 | 72 | | | | | | 26 | | | |
| 1.6 ST (TA2, TA22) (63 kW) Eng.2TB 5/73-3/78 | | | | | | | | | | | | | | | | | | | | |
| 19-7539 | | -10/77 | R | | | | | | | 35 | 72 | | | | | | 26 | | | |
| Celica II Coupe (_A4_) 1/77-7/85 | | | | | | | | | | | | | | | | | | | | |
| 1.6 GT (TA4C) (80 kW) Eng.2T-G 4/78-7/81 | | | | | | | | | | | | | | | | | | | | |
| 19-7539 | | | R | | | | | | | 35 | 72 | | | | | | 26 | | | Mod. TA40 |
| 1.6 GT (TA4C) (81 kW) Eng.2T-G 4/80-7/81 | | | | | | | | | | | | | | | | | | | | |
| 19-7539 | | | R | | | | | | | 35 | 72 | | | | | | 26 | | | Mod. TA40 |
| 1.6 LT (TA4C) (55 kW) Eng.2TB 2/79-7/81 | | | | | | | | | | | | | | | | | | | | |
| 19-7539 | | | R | | | | | | | 35 | 72 | | | | | | 26 | | | |
| 1.6 ST (TA4C, TA60) (63 kW) Eng.2TB, 4A-L 8/77-7/81 | | | | | | | | | | | | | | | | | | | | |
| 19-7539 | | | R | | | | | | | 35 | 72 | | | | | | 26 | | | |
| 1.6 ST (TA60) (66 kW) Eng.2T 2/79-7/81 | | | | | | | | | | | | | | | | | | | | |
| 19-7539 | | | R | | | | | | | 35 | 72 | | | | | | 26 | | | |

TOYOTA

| METELLI ref | Spare Parts | F/R | L/R | ABS | A | B | C | D | E | F | G | H | I | L | M | Fig | NOTE |
|---|-------------|-----|-----|-----|---|---|----|----|-----|---|---|---|---|-------|---|-----|------|
| Celica III Cabrio (_T18_) 10/89-1/94 | | | | | | | | | | | | | | | | | |
| 2.0 GTi (ST182) (115 kW) Eng.3S-GE 10/89-11/93 | | | | | | | | | | | | | | | | | |
| 19-7040 | | F | | | | | 39 | 72 | | | | | | 37 | | | +ABS |
| Celica V Coupe (_T18_) 9/89-12/94 | | | | | | | | | | | | | | | | | |
| 1.6 (AT180) (77 kW) Eng.4A-FE 9/89-12/93 | | | | | | | | | | | | | | | | | |
| 19-7040 | | F | | | | | 39 | 72 | | | | | | 37 | | | +ABS |
| 2.0 GTi (ST182) (115 kW) Eng.3S-GE 10/89-1/94 | | | | | | | | | | | | | | | | | |
| 19-7040 | | F | | | | | 39 | 72 | | | | | | 37 | | | +ABS |
| 2.0 Turbo 4WD (ST185) (150 kW) Eng.3S-GTE 10/89-11/93 | | | | | | | | | | | | | | | | | |
| 19-7040 | | F | | | | | 39 | 72 | | | | | | 37 | | | +ABS |
| 2.0 Turbo 4WD (ST185) (153 kW) Eng.3S-GTE 10/89-1/94 | | | | | | | | | | | | | | | | | |
| 19-7040 | | F | | | | | 39 | 72 | | | | | | 37 | | | +ABS |
| Celica VI Coupe (_T20_) 9/93-11/99 | | | | | | | | | | | | | | | | | |
| 1.8 i 16V (AT200/ST) (85 kW) Eng.7A-FE 11/93-11/99 | | | | | | | | | | | | | | | | | |
| 19-7040 | -12/94 | F | | | | | 39 | 72 | | | | | | 37 | | | +ABS |
| 2.0 i 16V (ST202/GT) (129 kW) Eng.3S-GE 11/93-11/99 | | | | | | | | | | | | | | | | | |
| 19-7040 | -08/99 | F | | | | | 39 | 72 | | | | | | 37 | | | +ABS |
| Celica VII Coupe (_T23_) 8/99-9/05 | | | | | | | | | | | | | | | | | |
| 1.8 16V TS (ZZT231_) (141 kW) Eng.2ZZ-GE 8/99-9/05 | | | | | | | | | | | | | | | | | |
| 19-7123 | | F | | | | | 40 | 74 | | | | | | 42 | | | |
| 19-8130 | | R | | | | | | | 135 | | | | | 100,5 | | | +ABS |
| 1.8 16V VT-i (ZZT230_) (105 kW) Eng.1ZZ-FE 8/99-7/05 | | | | | | | | | | | | | | | | | |
| 19-7123 | | F | | | | | 40 | 74 | | | | | | 42 | | | |

TOYOTA

| METELLI ref | Spare Parts | | F/R | L/R | | ABS | A | B | C | D | E | F | G | H | I | L | M | Fig | NOTE |
|---|-------------|--------|-----|-----|--|-----|---|---|----|----|-----|---|---|---|---|-------|----|-----|------|
| 19-8130 | | | R | | | | | | | | 135 | | | | | 100,5 | | | +ABS |
| Corolla I Hatchback (KE, TE) 9/76-1/80 | | | | | | | | | | | | | | | | | | | |
| 1.6 (TE51_) (54 kW) Eng.2T 9/76-1/80 | | | | | | | | | | | | | | | | | | | |
| 19-7539 | | | R | | | | | | 35 | 72 | | | | | | | 26 | | |
| 1.6 (TE51_) (62 kW) Eng.2TB 9/76-1/80 | | | | | | | | | | | | | | | | | | | |
| 19-7539 | | | R | | | | | | 35 | 72 | | | | | | | 26 | | |
| Corolla II (_E7_) 1/79-12/83 | | | | | | | | | | | | | | | | | | | |
| 1.6 (TE71) (55 kW) Eng.2T 10/82-9/83 | | | | | | | | | | | | | | | | | | | |
| 19-7539 | | -05/83 | R | | | | | | 35 | 72 | | | | | | | 26 | | |
| 1.8 D (CE70) (43 kW) Eng.1C 1/83-9/83 | | | | | | | | | | | | | | | | | | | |
| 19-7539 | | | R | | | | | | 35 | 72 | | | | | | | 26 | | |
| Corolla II Hatchback (_E7_) 9/79-9/83 | | | | | | | | | | | | | | | | | | | |
| 1.6 (TE71) (54 kW) Eng.2T 9/79-5/83 | | | | | | | | | | | | | | | | | | | |
| 19-7539 | | | R | | | | | | 35 | 72 | | | | | | | 26 | | |
| 1.6 (TE71) (55 kW) Eng.2T 9/79-5/83 | | | | | | | | | | | | | | | | | | | |
| 19-7539 | | | R | | | | | | 35 | 72 | | | | | | | 26 | | |
| 1.6 (TE71) (63 kW) Eng.2TB 9/79-5/83 | | | | | | | | | | | | | | | | | | | |
| 19-7539 | | | R | | | | | | 35 | 72 | | | | | | | 26 | | |
| 1.6 GT (TE71) (81 kW) Eng.2T-G 5/80-9/83 | | | | | | | | | | | | | | | | | | | |
| 19-7539 | | -05/83 | R | | | | | | 35 | 72 | | | | | | | 26 | | |
| Corolla II SW (_E7_) 12/79-8/87 | | | | | | | | | | | | | | | | | | | |
| 1.8 D (TE72LG_) (44 kW) Eng.1C 5/83-8/87 | | | | | | | | | | | | | | | | | | | |
| 19-7539 | | | R | | | | | | 35 | 72 | | | | | | | 26 | | |

TOYOTA

| METELLI ref | Spare Parts | F/R | L/R | ABS | A | B | C | D | E | F | G | H | I | L | M | Fig | NOTE |
|---|-------------|-----|-----|-----|---|---|----|----|-------|---|---|---|---|----|----|-----|------|
| Corolla V (_E10_) 6/91-8/98 | | | | | | | | | | | | | | | | | |
| 1.3 12V (EE100_) (53 kW) Eng.2E 7/92-4/97 | | | | | | | | | | | | | | | | | |
| 19-7045 | | F | | | | | 38 | 72 | | | | | | 33 | 36 | | -ABS |
| 19-7554 | | R | | | | | 28 | | 117,7 | | | | | | 52 | | |
| 1.3 XLI (EE101_) (55 kW) Eng.4E-FE 9/95-4/97 | | | | | | | | | | | | | | | | | |
| 19-7045 | | F | | | | | 38 | 72 | | | | | | 33 | 36 | | -ABS |
| 19-7554 | | R | | | | | 28 | | 117,7 | | | | | | 52 | | |
| 1.3 XLI 16V (EE101) (65 kW) Eng.4E-FE 7/92-9/95 | | | | | | | | | | | | | | | | | |
| 19-7045 | | F | | | | | 38 | 72 | | | | | | 33 | 36 | | -ABS |
| 19-7554 | | R | | | | | 28 | | 117,7 | | | | | | 52 | | |
| 1.6 Si (AE101_) (84 kW) Eng.4A-FE 9/95-4/97 | | | | | | | | | | | | | | | | | |
| 19-7045 | | F | | | | | 38 | 72 | | | | | | 33 | 36 | | -ABS |
| 19-7554 | | R | | | | | 28 | | 117,7 | | | | | | 52 | | |
| 2.0 D (CE100_) (53 kW) Eng.2C 7/92-4/97 | | | | | | | | | | | | | | | | | |
| 19-7045 | | F | | | | | 38 | 72 | | | | | | 33 | 36 | | -ABS |
| 19-7554 | | R | | | | | 28 | | 117,7 | | | | | | 52 | | |
| Corolla V Compact (_E10_) 7/92-12/99 | | | | | | | | | | | | | | | | | |
| 1.3 12V (EE100_) (53 kW) Eng.2E 7/92-5/95 | | | | | | | | | | | | | | | | | |
| 19-7045 | | F | | | | | 38 | 72 | | | | | | 33 | 36 | | -ABS |
| 19-7554 | | R | | | | | 28 | | 117,7 | | | | | | 52 | | |
| 1.3 XLI (EE101_) (55 kW) Eng.4E-FE 8/95-4/97 | | | | | | | | | | | | | | | | | |
| 19-7045 | | F | | | | | 38 | 72 | | | | | | 33 | 36 | | -ABS |
| 19-7554 | | R | | | | | 28 | | 117,7 | | | | | | 52 | | |
| 1.3 XLI 16V (EE101) (65 kW) Eng.4E-FE 7/92-9/95 | | | | | | | | | | | | | | | | | |
| 19-7045 | | F | | | | | 38 | 72 | | | | | | 33 | 36 | | -ABS |
| 19-7554 | | R | | | | | 28 | | 117,7 | | | | | | 52 | | |

TOYOTA

| METELLI ref | Spare Parts | | F/R | L/R | | | ABS | A | B | C | D | E | F | G | H | I | L | M | Fig | NOTE |
|--|-------------|--|-----|-----|--|--|-----|---|---|----|----|-------|---|---|---|---|----|----|-----|------|
| 1.6 Si (AE101_) (84 kW) Eng.4A-FE 7/92-4/97 | | | | | | | | | | | | | | | | | | | | |
| 19-7045 | | | F | | | | | | | 38 | 72 | | | | | | 33 | 36 | | -ABS |
| 19-7554 | | | R | | | | | | | 28 | | 117,7 | | | | | | 52 | | |
| 1.8 GT (AE102_) (86 kW) Eng.7A-FE 11/92-5/95 | | | | | | | | | | | | | | | | | | | | |
| 19-7045 | | | F | | | | | | | 38 | 72 | | | | | | 33 | 36 | | -ABS |
| 19-7554 | | | R | | | | | | | 28 | | 117,7 | | | | | | 52 | | |
| 2.0 D (CE100_) (53 kW) Eng.2C 7/92-4/97 | | | | | | | | | | | | | | | | | | | | |
| 19-7045 | | | F | | | | | | | 38 | 72 | | | | | | 33 | 36 | | -ABS |
| 19-7554 | | | R | | | | | | | 28 | | 117,7 | | | | | | 52 | | |
| Corolla V Liftback (_E10_) 7/92-12/99 | | | | | | | | | | | | | | | | | | | | |
| 1.3 12V (EE100_) (53 kW) Eng.2E 7/92-5/95 | | | | | | | | | | | | | | | | | | | | |
| 19-7045 | | | F | | | | | | | 38 | 72 | | | | | | 33 | 36 | | -ABS |
| 19-7554 | | | R | | | | | | | 28 | | 117,7 | | | | | | 52 | | |
| 1.3 XLI (EE101_) (65 kW) Eng.4E-FE 7/92-4/97 | | | | | | | | | | | | | | | | | | | | |
| 19-7045 | | | F | | | | | | | 38 | 72 | | | | | | 33 | 36 | | -ABS |
| 19-7554 | | | R | | | | | | | 28 | | 117,7 | | | | | | 52 | | |
| 1.6 GLI (AE101_) (84 kW) Eng.4A-FE 7/92-4/97 | | | | | | | | | | | | | | | | | | | | |
| 19-7045 | | | F | | | | | | | 38 | 72 | | | | | | 33 | 36 | | -ABS |
| 19-7554 | | | R | | | | | | | 28 | | 117,7 | | | | | | 52 | | |
| 1.8 GT (AE102_) (86 kW) Eng.7A-FE 11/92-5/95 | | | | | | | | | | | | | | | | | | | | |
| 19-7045 | | | F | | | | | | | 38 | 72 | | | | | | 33 | 36 | | -ABS |
| 19-7554 | | | R | | | | | | | 28 | | 117,7 | | | | | | 52 | | |
| 2.0 D (CE100_) (53 kW) Eng.2C 7/92-4/97 | | | | | | | | | | | | | | | | | | | | |
| 19-7045 | | | F | | | | | | | 38 | 72 | | | | | | 33 | 36 | | -ABS |
| 19-7554 | | | R | | | | | | | 28 | | 117,7 | | | | | | 52 | | |

TOYOTA

| METELLI ref | Spare Parts | | F/R | L/R | | | ABS | A | B | C | D | E | F | G | H | I | L | M | Fig | NOTE |
|--|-------------|--------|-----|-----|--|--|-----|---|---|----|----|-------|---|---|---|---|----|----|-----|---------------------|
| Corolla V SW (_E10_) 5/92-4/97 | | | | | | | | | | | | | | | | | | | | |
| 1.3 12V (EE100_) (53 kW) Eng.2E 7/92-5/95 | | | | | | | | | | | | | | | | | | | | |
| 19-7045 | | | F | | | | | | | 38 | 72 | | | | | | 33 | 36 | | -ABS |
| 19-7554 | | | R | | | | | | | 28 | | 117,7 | | | | | | 52 | | |
| 1.3 XLI (EE101_) (55 kW) Eng.4E-FE 9/95-4/97 | | | | | | | | | | | | | | | | | | | | |
| 19-7045 | | | F | | | | | | | 38 | 72 | | | | | | 33 | 36 | | -ABS |
| 19-7554 | | | R | | | | | | | 28 | | 117,7 | | | | | | 52 | | |
| 1.3 XLI 16V (EE101_) (65 kW) Eng.4E-FE 7/92-9/95 | | | | | | | | | | | | | | | | | | | | |
| 19-7045 | | | F | | | | | | | 38 | 72 | | | | | | 33 | 36 | | -ABS |
| 19-7554 | | | R | | | | | | | 28 | | 117,7 | | | | | | 52 | | |
| 1.6 Si (AE101_) (84 kW) Eng.4A-FE 7/92-4/97 | | | | | | | | | | | | | | | | | | | | |
| 19-7045 | | | F | | | | | | | 38 | 72 | | | | | | 33 | 36 | | -ABS |
| 19-7554 | | | R | | | | | | | 28 | | 117,7 | | | | | | 52 | | |
| 1.8 16V 4WD (AE103_) (81 kW) Eng.7A-FE 9/95-4/97 | | | | | | | | | | | | | | | | | | | | |
| 19-7045 | | | F | | | | | | | 38 | 72 | | | | | | 33 | 36 | | -ABS |
| 2.0 D (CE100_) (53 kW) Eng.2C 7/92-4/97 | | | | | | | | | | | | | | | | | | | | |
| 19-7045 | | | F | | | | | | | 38 | 72 | | | | | | 33 | 36 | | -ABS |
| 19-7554 | | | R | | | | | | | 28 | | 117,7 | | | | | | 52 | | |
| Corolla VI (_E11_) 6/95-6/02 | | | | | | | | | | | | | | | | | | | | |
| 1.4 (EE111_) (63 kW) Eng.4E-FE 5/97-9/99 | | | | | | | | | | | | | | | | | | | | |
| 19-7045 | | | F | | | | | | | 38 | 72 | | | | | | 33 | 36 | | Made in Japan, -ABS |
| 19-7554 | | | R | | | | | | | 28 | | 117,7 | | | | | | 52 | | Made in Japan |
| 1.4 16V (ZZE111_) (71 kW) Eng.4ZZ-FE 2/00-11/01 | | | | | | | | | | | | | | | | | | | | |
| 19-7045 | | -09/01 | F | | | | | | | 38 | 72 | | | | | | 33 | 36 | | Made in Japan, -ABS |
| 19-7554 | | -09/01 | R | | | | | | | 28 | | 117,7 | | | | | | 52 | | Made in Japan |
| 1.6 16V (ZZE112_) (81 kW) Eng.3ZZ-FE 10/99-12/01 | | | | | | | | | | | | | | | | | | | | |
| 19-7045 | | -09/01 | F | | | | | | | 38 | 72 | | | | | | 33 | 36 | | Made in Japan, -ABS |

TOYOTA

| METELLI ref | Spare Parts | | F/R | L/R | | ABS | A | B | C | D | E | F | G | H | I | L | M | Fig | NOTE |
|---|-------------|--------|-----|-----|--|-----|---|---|----|----|-------|---|---|---|---|----|----|-----|---------------------|
| 19-7554 | | -09/01 | R | | | | | | 28 | | 117,7 | | | | | 52 | | | Made in Japan |
| 1.6 Aut. (AE111_) (79 kW) Eng.4A-FE 4/97-2/00 | | | | | | | | | | | | | | | | | | | |
| 19-7045 | | -10/99 | F | | | | | | 38 | 72 | | | | | | 33 | 36 | | Made in Japan, -ABS |
| 19-7554 | | -10/99 | R | | | | | | 28 | | 117,7 | | | | | 52 | | | Made in Japan |
| 1.9 D (WZE110_) (51 kW) Eng.1WZ 2/00-11/01 | | | | | | | | | | | | | | | | | | | |
| 19-7045 | | -09/01 | F | | | | | | 38 | 72 | | | | | | 33 | 36 | | Made in Japan, -ABS |
| 19-7554 | | -09/01 | R | | | | | | 28 | | 117,7 | | | | | 52 | | | Made in Japan |
| 2.0 D (CE110_) (53 kW) Eng.2C-E 4/97-2/00 | | | | | | | | | | | | | | | | | | | |
| 19-7045 | | -10/99 | F | | | | | | 38 | 72 | | | | | | 33 | 36 | | Made in Japan, -ABS |
| 19-7554 | | -10/99 | R | | | | | | 28 | | 117,7 | | | | | 52 | | | Made in Japan |
| 2.0 D-4D (CDE110_) (66 kW) Eng.1CD-FTV 9/00-11/01 | | | | | | | | | | | | | | | | | | | |
| 19-7045 | | -09/01 | F | | | | | | 38 | 72 | | | | | | 33 | 36 | | Made in Japan, -ABS |
| 19-7554 | | -09/01 | R | | | | | | 28 | | 117,7 | | | | | 52 | | | Made in Japan |
| Corolla VI Compact (_E11_) 4/97-1/02 | | | | | | | | | | | | | | | | | | | |
| 1.4 (EE111_) (63 kW) Eng.4E-FE 5/97-9/99 | | | | | | | | | | | | | | | | | | | |
| 19-7045 | | | F | | | | | | 38 | 72 | | | | | | 33 | 36 | | Made in Japan, -ABS |
| 19-7554 | | | R | | | | | | 28 | | 117,7 | | | | | 52 | | | Made in Japan |
| 1.4 (ZZE111_) (71 kW) Eng.4ZZ-FE 10/99-1/02 | | | | | | | | | | | | | | | | | | | |
| 19-7045 | | -09/01 | F | | | | | | 38 | 72 | | | | | | 33 | 36 | | Made in Japan, -ABS |
| 19-7554 | | -09/01 | R | | | | | | 28 | | 117,7 | | | | | 52 | | | Made in Japan |
| 1.6 (AE111_) (81 kW) Eng.4A-FE 5/97-2/00 | | | | | | | | | | | | | | | | | | | |
| 19-7045 | | -10/99 | F | | | | | | 38 | 72 | | | | | | 33 | 36 | | Made in Japan, -ABS |
| 19-7554 | | -10/99 | R | | | | | | 28 | | 117,7 | | | | | 52 | | | Made in Japan |
| 1.6 (ZZE112_) (81 kW) Eng.3ZZ-FE 10/99-10/01 | | | | | | | | | | | | | | | | | | | |
| 19-7045 | | -09/01 | F | | | | | | 38 | 72 | | | | | | 33 | 36 | | Made in Japan, -ABS |
| 19-7554 | | -09/01 | R | | | | | | 28 | | 117,7 | | | | | 52 | | | Made in Japan |
| 1.6 Aut. (AE111_) (79 kW) Eng.4A-FE 5/97-2/00 | | | | | | | | | | | | | | | | | | | |
| 19-7045 | | -10/99 | F | | | | | | 38 | 72 | | | | | | 33 | 36 | | Made in Japan, -ABS |

TOYOTA

| METELLI ref | Spare Parts | | F/R | L/R | | | ABS | A | B | C | D | E | F | G | H | I | L | M | Fig | NOTE |
|--|-------------|--------|-----|-----|--|--|-----|---|---|----|----|-------|---|---|---|---|----|----|-----|---------------------|
| 19-7554 | | -10/99 | R | | | | | | | 28 | | 117,7 | | | | | 52 | | | Made in Japan |
| 1.9 D (WZE110_) (51 kW) Eng.1WZ 2/00-1/02 | | | | | | | | | | | | | | | | | | | | |
| 19-7045 | | -09/01 | F | | | | | | | 38 | 72 | | | | | | 33 | 36 | | Made in Japan, -ABS |
| 19-7554 | | -09/01 | R | | | | | | | 28 | | 117,7 | | | | | 52 | | | Made in Japan |
| 2.0 D (CE110_) (53 kW) Eng.2C-E 4/97-2/00 | | | | | | | | | | | | | | | | | | | | |
| 19-7045 | | -10/99 | F | | | | | | | 38 | 72 | | | | | | 33 | 36 | | Made in Japan, -ABS |
| 19-7554 | | -10/99 | R | | | | | | | 28 | | 117,7 | | | | | 52 | | | Made in Japan |
| 2.0 D-4D (CDE110_) (66 kW) Eng.1CD-FTV 9/00-1/02 | | | | | | | | | | | | | | | | | | | | |
| 19-7045 | | -09/01 | F | | | | | | | 38 | 72 | | | | | | 33 | 36 | | Made in Japan, -ABS |
| 19-7554 | | -09/01 | R | | | | | | | 28 | | 117,7 | | | | | 52 | | | Made in Japan |
| Corolla VI Liftback (_E11_) 4/97-1/02 | | | | | | | | | | | | | | | | | | | | |
| 1.4 (EE111_) (63 kW) Eng.4E-FE 5/97-9/99 | | | | | | | | | | | | | | | | | | | | |
| 19-7045 | | | F | | | | | | | 38 | 72 | | | | | | 33 | 36 | | Made in Japan, -ABS |
| 19-7554 | | | R | | | | | | | 28 | | 117,7 | | | | | 52 | | | Made in Japan |
| 1.4 (ZZE111_) (71 kW) Eng.4ZZ-FE 10/99-1/02 | | | | | | | | | | | | | | | | | | | | |
| 19-7045 | | -09/01 | F | | | | | | | 38 | 72 | | | | | | 33 | 36 | | Made in Japan, -ABS |
| 19-7554 | | -09/01 | R | | | | | | | 28 | | 117,7 | | | | | 52 | | | Made in Japan |
| 1.6 (AE111_) (81 kW) Eng.4A-FE 5/97-2/00 | | | | | | | | | | | | | | | | | | | | |
| 19-7045 | | -10/99 | F | | | | | | | 38 | 72 | | | | | | 33 | 36 | | Made in Japan, -ABS |
| 19-7554 | | -10/99 | R | | | | | | | 28 | | 117,7 | | | | | 52 | | | Made in Japan |
| 1.6 (ZZE112_) (81 kW) Eng.3ZZ-FE 2/00-1/02 | | | | | | | | | | | | | | | | | | | | |
| 19-7045 | | -09/01 | F | | | | | | | 38 | 72 | | | | | | 33 | 36 | | Made in Japan, -ABS |
| 19-7554 | | -09/01 | R | | | | | | | 28 | | 117,7 | | | | | 52 | | | Made in Japan |
| 1.6 Aut. (AE111_) (79 kW) Eng.4A-FE 5/97-2/00 | | | | | | | | | | | | | | | | | | | | |
| 19-7045 | | -10/99 | F | | | | | | | 38 | 72 | | | | | | 33 | 36 | | Made in Japan, -ABS |
| 19-7554 | | -10/99 | R | | | | | | | 28 | | 117,7 | | | | | 52 | | | Made in Japan |
| 1.9 D (WZE110_) (51 kW) Eng.1WZ 2/00-1/02 | | | | | | | | | | | | | | | | | | | | |
| 19-7045 | | -09/01 | F | | | | | | | 38 | 72 | | | | | | 33 | 36 | | Made in Japan, -ABS |

TOYOTA

| METELLI ref | Spare Parts | | F/R | L/R | | ABS | A | B | C | D | E | F | G | H | I | L | M | Fig | NOTE |
|--|-------------|--------|-----|-----|--|-----|---|---|----|----|-------|---|---|---|---|----|----|-----|---------------------|
| 19-7554 | | -09/01 | R | | | | | | 28 | | 117,7 | | | | | 52 | | | Made in Japan |
| 2.0 D (CE110) (53 kW) Eng.2C-E 4/97-2/00 | | | | | | | | | | | | | | | | | | | |
| 19-7045 | | -10/99 | F | | | | | | 38 | 72 | | | | | | 33 | 36 | | Made in Japan, -ABS |
| 19-7554 | | -10/99 | R | | | | | | 28 | | 117,7 | | | | | 52 | | | Made in Japan |
| 2.0 D-4D (CDE110_) (66 kW) Eng.1CD-FTV 9/00-1/02 | | | | | | | | | | | | | | | | | | | |
| 19-7045 | | -09/01 | F | | | | | | 38 | 72 | | | | | | 33 | 36 | | Made in Japan, -ABS |
| 19-7554 | | -09/01 | R | | | | | | 28 | | 117,7 | | | | | 52 | | | Made in Japan |
| Corolla VI SW (_E11_) 4/97-10/01 | | | | | | | | | | | | | | | | | | | |
| 1.4 (EE111_) (63 kW) Eng.4E-FE 4/97-2/00 | | | | | | | | | | | | | | | | | | | |
| 19-7045 | | -10/99 | F | | | | | | 38 | 72 | | | | | | 33 | 36 | | Made in Japan, -ABS |
| 19-7554 | | -10/99 | R | | | | | | 28 | | 117,7 | | | | | 52 | | | Made in Japan |
| 1.4 16V (ZZE111_) (71 kW) Eng.4ZZ-FE 2/00-10/01 | | | | | | | | | | | | | | | | | | | |
| 19-7045 | | -09/01 | F | | | | | | 38 | 72 | | | | | | 33 | 36 | | Made in Japan, -ABS |
| 19-7554 | | -09/01 | R | | | | | | 28 | | 117,7 | | | | | 52 | | | Made in Japan |
| 1.6 (AE111_) (81 kW) Eng.4A-FE 4/97-2/00 | | | | | | | | | | | | | | | | | | | |
| 19-7045 | | -10/99 | F | | | | | | 38 | 72 | | | | | | 33 | 36 | | Made in Japan, -ABS |
| 19-7554 | | -10/99 | R | | | | | | 28 | | 117,7 | | | | | 52 | | | Made in Japan |
| 1.6 16V (ZZE112_) (81 kW) Eng.3ZZ-FE 2/00-10/01 | | | | | | | | | | | | | | | | | | | |
| 19-7045 | | -09/01 | F | | | | | | 38 | 72 | | | | | | 33 | 36 | | Made in Japan, -ABS |
| 19-7554 | | -09/01 | R | | | | | | 28 | | 117,7 | | | | | 52 | | | Made in Japan |
| 1.6 Aut. (AE111_) (79 kW) Eng.4A-FE 4/97-2/00 | | | | | | | | | | | | | | | | | | | |
| 19-7045 | | -10/99 | F | | | | | | 38 | 72 | | | | | | 33 | 36 | | Made in Japan, -ABS |
| 19-7554 | | -10/99 | R | | | | | | 28 | | 117,7 | | | | | 52 | | | Made in Japan |
| 1.8 4WD (AE115_) (81 kW) Eng.7A-FE 4/97-10/01 | | | | | | | | | | | | | | | | | | | |
| 19-7045 | | -07/01 | F | | | | | | 38 | 72 | | | | | | 33 | 36 | | Made in Japan, -ABS |
| 1.9 D (WZE110_) (51 kW) Eng.1WZ 2/00-10/01 | | | | | | | | | | | | | | | | | | | |
| 19-7045 | | -09/01 | F | | | | | | 38 | 72 | | | | | | 33 | 36 | | Made in Japan, -ABS |
| 19-7554 | | -09/01 | R | | | | | | 28 | | 117,7 | | | | | 52 | | | Made in Japan |

TOYOTA

| METELLI ref | Spare Parts | | F/R | L/R | | | ABS | A | B | C | D | E | F | G | H | I | L | M | Fig | NOTE |
|--|-------------|--------|-----|-----|--|--|-----|---|---|----|----|-------|---|---|---|---|----|-------|-----|---------------------|
| 2.0 D (CE110_) (53 kW) Eng.2C-E 4/97-2/00 | | | | | | | | | | | | | | | | | | | | |
| 19-7045 | | -10/99 | F | | | | | | | 38 | 72 | | | | | | 33 | 36 | | Made in Japan, -ABS |
| 19-7554 | | -10/99 | R | | | | | | | 28 | | 117,7 | | | | | | 52 | | Made in Japan |
| 2.0 D-4D (CDE110_) (66 kW) Eng.1CD-FTV 9/00-10/01 | | | | | | | | | | | | | | | | | | | | |
| 19-7045 | | -09/01 | F | | | | | | | 38 | 72 | | | | | | 33 | 36 | | Made in Japan, -ABS |
| 19-7554 | | -09/01 | R | | | | | | | 28 | | 117,7 | | | | | | 52 | | Made in Japan |
| Corolla VII (_E12_) 1/01-1/70 | | | | | | | | | | | | | | | | | | | | |
| 1.4 D (NDE120_) (66 kW) Eng.1ND-TV 7/04-2/07 | | | | | | | | | | | | | | | | | | | | |
| 19-7123 | | | F | | | | | | | 40 | 74 | | | | | | | 42 | | |
| 19-7883 | | | R | | | | | | | | | 135 | | | | | | 100,7 | | +ABS |
| 1.4 VVT-i (ZZE120_) (71 kW) Eng.4ZZ-FE 11/01-2/07 | | | | | | | | | | | | | | | | | | | | |
| 19-7123 | | | F | | | | | | | 40 | 74 | | | | | | | 42 | | |
| 19-7883 | | | R | | | | | | | | | 135 | | | | | | 100,7 | | +ABS |
| 1.6 VVT-i (ZZE121_) (81 kW) Eng.3ZZ-FE 1/02-12/06 | | | | | | | | | | | | | | | | | | | | |
| 19-7123 | | | F | | | | | | | 40 | 74 | | | | | | | 42 | | |
| 19-7883 | | | R | | | | | | | | | 135 | | | | | | 100,7 | | +ABS |
| 1.8 VVTL-i TS (ZZE123_) (160 kW) Eng.2ZZ-GE 10/05-12/06 | | | | | | | | | | | | | | | | | | | | |
| 19-7123 | | | F | | | | | | | 40 | 74 | | | | | | | 42 | | |
| 1.8 VVTL-i TS (ZZE123_) (165 kW) Eng.2ZZ-GE 2/05-2/07 | | | | | | | | | | | | | | | | | | | | |
| 19-7123 | | | F | | | | | | | 40 | 74 | | | | | | | 42 | | |
| 19-7883 | | | R | | | | | | | | | 135 | | | | | | 100,7 | | +ABS |
| 1.8 VVTL-i TS (ZZE123) (141 kW) Eng.2ZZ-GE 11/01-2/07 | | | | | | | | | | | | | | | | | | | | |
| 19-7123 | | | F | | | | | | | 40 | 74 | | | | | | | 42 | | |
| 19-7883 | | | R | | | | | | | | | 135 | | | | | | 100,7 | | +ABS |
| 2.0 D-4D (CDE120_) (66 kW) Eng.1CD-FTV 1/02-12/06 | | | | | | | | | | | | | | | | | | | | |
| 19-7123 | | | F | | | | | | | 40 | 74 | | | | | | | 42 | | Turbo |
| 19-7883 | | | R | | | | | | | | | 135 | | | | | | 100,7 | | Turbo, +ABS |

TOYOTA

| METELLI ref | Spare Parts | | F/R | L/R | | ABS | A | B | C | D | E | F | G | H | I | L | M | Fig | NOTE |
|--|-------------|--------|-----|-----|--|-----|---|---|----|----|-----|---|---|---|---|---|---|-------|-------------|
| 2.0 D-4D (CDE120R_, CDE120L_) (81 kW) Eng.1CD-FTV 1/02-12/06 | | | | | | | | | | | | | | | | | | | |
| 19-7123 | | | F | | | | | | 40 | 74 | | | | | | | | 42 | Turbo |
| 19-7883 | | | R | | | | | | | | 135 | | | | | | | 100,7 | Turbo, +ABS |
| 2.0 D-4D (CDE120R_, CDE120L_) (85 kW) Eng.1CD-FTV 5/03-2/07 | | | | | | | | | | | | | | | | | | | |
| 19-7123 | | | F | | | | | | 40 | 74 | | | | | | | | 42 | Turbo |
| 19-7883 | | | R | | | | | | | | 135 | | | | | | | 100,7 | Turbo, +ABS |
| Corolla VII Sedan (_E12_)/ Axio/ Altis 8/00-7/07 | | | | | | | | | | | | | | | | | | | |
| 1.4 D-4D (NDE120_) (66 kW) Eng.1ND-TV 6/04-10/06 | | | | | | | | | | | | | | | | | | | |
| 19-7123 | | | F | | | | | | 40 | 74 | | | | | | | | 42 | |
| 19-7883 | | | R | | | | | | | | 135 | | | | | | | 100,7 | +ABS |
| 1.4 VVT-i (ZZE120_) (71 kW) Eng.4ZZ-FE 10/01-10/06 | | | | | | | | | | | | | | | | | | | |
| 19-7123 | | | F | | | | | | 40 | 74 | | | | | | | | 42 | |
| 19-7883 | | | R | | | | | | | | 135 | | | | | | | 100,7 | +ABS |
| 1.6 VVT-i (ZZE121_) (81 kW) Eng.3ZZ-FE 10/01-3/08 | | | | | | | | | | | | | | | | | | | |
| 19-7123 | | -02/07 | F | | | | | | 40 | 74 | | | | | | | | 42 | |
| 19-7883 | | -02/07 | R | | | | | | | | 135 | | | | | | | 100,7 | +ABS |
| 2.0 D-4D (CDE120_) (66 kW) Eng.1CD-FTV 1/02-12/06 | | | | | | | | | | | | | | | | | | | |
| 19-7123 | | | F | | | | | | 40 | 74 | | | | | | | | 42 | Turbo |
| 19-7883 | | | R | | | | | | | | 135 | | | | | | | 100,7 | Turbo, +ABS |
| 2.0 D-4D (CDE120_) (85 kW) Eng.1CD-FTV 6/04-7/07 | | | | | | | | | | | | | | | | | | | |
| 19-7123 | | -02/07 | F | | | | | | 40 | 74 | | | | | | | | 42 | Turbo |
| 19-7883 | | -02/07 | R | | | | | | | | 135 | | | | | | | 100,7 | Turbo, +ABS |
| Corolla VII SW (_E12_)/ Corolla Fielde 3/01-10/07 | | | | | | | | | | | | | | | | | | | |
| 1.4 D4-D (NDE120_) (66 kW) Eng.1ND-TV 6/04-10/07 | | | | | | | | | | | | | | | | | | | |
| 19-7123 | | | F | | | | | | 40 | 74 | | | | | | | | 42 | |
| 19-7883 | | | R | | | | | | | | 135 | | | | | | | 100,7 | +ABS |

TOYOTA

| METELLI ref | Spare Parts | | F/R | L/R | | | ABS | A | B | C | D | E | F | G | H | I | L | M | Fig | NOTE |
|---|-------------|--------|-----|-----|--|--|-----|---|---|----|----|-------|---|---|---|---|---|-------|-----|---------------------|
| 1.4 VVT-i (ZZE120_) (71 kW) Eng.4ZZ-FE 1/02-2/07 | | | | | | | | | | | | | | | | | | | | |
| 19-7123 | | | F | | | | | | | 40 | 74 | | | | | | | 42 | | |
| 19-7883 | | | R | | | | | | | | | 135 | | | | | | 100,7 | | +ABS |
| 1.6 VVT-i (ZZE121_) (81 kW) Eng.3ZZ-FE 1/02-8/07 | | | | | | | | | | | | | | | | | | | | |
| 19-7123 | | | F | | | | | | | 40 | 74 | | | | | | | 42 | | |
| 19-7883 | | | R | | | | | | | | | 135 | | | | | | 100,7 | | +ABS |
| 2.0 D-4D (CDE120_) (66 kW) Eng.1CD-FTV 1/02-2/07 | | | | | | | | | | | | | | | | | | | | |
| 19-7123 | | | F | | | | | | | 40 | 74 | | | | | | | 42 | | Turbo |
| 19-7883 | | | R | | | | | | | | | 135 | | | | | | 100,7 | | Turbo, +ABS |
| 2.0 D-4D (CDE120_) (85 kW) Eng.1CD-FTV 4/04-2/07 | | | | | | | | | | | | | | | | | | | | |
| 19-7123 | | | F | | | | | | | 40 | 74 | | | | | | | 42 | | Turbo |
| 19-7883 | | | R | | | | | | | | | 135 | | | | | | 100,7 | | Turbo, +ABS |
| Corolla VII Verso (_E12_) 7/01-7/04 | | | | | | | | | | | | | | | | | | | | |
| 1.6 VVT-i (ZZE121_) (81 kW) Eng.3ZZ-FE 8/01-5/04 | | | | | | | | | | | | | | | | | | | | |
| 19-7123 | | -01/04 | F | | | | | | | 40 | 74 | | | | | | | 42 | | |
| 19-7883 | | -01/04 | R | | | | | | | | | 135 | | | | | | 100,7 | | +ABS |
| 1.8 VVT-i (ZZE122_) (99 kW) Eng.1ZZ-FE 12/01-5/04 | | | | | | | | | | | | | | | | | | | | |
| 19-7123 | | -01/04 | F | | | | | | | 40 | 74 | | | | | | | 42 | | |
| 19-7883 | | -01/04 | R | | | | | | | | | 135 | | | | | | 100,7 | | +ABS |
| 2.0 D-4D (CDE120_) (66 kW) Eng.1CD-FTV 1/02-5/04 | | | | | | | | | | | | | | | | | | | | |
| 19-7123 | | -01/04 | F | | | | | | | 40 | 74 | | | | | | | 42 | | |
| 19-7883 | | -01/04 | R | | | | | | | | | 135 | | | | | | 100,7 | | +ABS |
| Corolla VIII Sedan (_E15_, _E14_) 10/06-1/70 | | | | | | | | | | | | | | | | | | | | |
| 1.33 (74 kW) Eng.1NR-FE 12/08-7/14 | | | | | | | | | | | | | | | | | | | | |
| 19-8185 | | -04/13 | R | | | | | | | | | 152 | | | | | | 99,8 | | Made in Japan, +ABS |
| 1.4 D-4D (NDE150) (66 kW) Eng.1ND-TV 10/06-7/14 | | | | | | | | | | | | | | | | | | | | |
| 19-7732 | | | F | | | | | | | | | 138,9 | | | | | | 76,5 | | +ABS |

TOYOTA

| METELLI ref | Spare Parts | | F/R | L/R | | | ABS | A | B | C | D | E | F | G | H | I | L | M | Fig | NOTE |
|--|-------------|--------|-----|-----|--|--|-----|---|---|----|----|-------|---|---|---|---|------|----|-----|---------------------|
| 1.4 VVT-i (ZZE150_) (71 kW) Eng.4ZZ-FE 11/06-11/13 | | | | | | | | | | | | | | | | | | | | |
| 19-7732 | | | F | | | | | | | | | 138,9 | | | | | 76,5 | | | Made in Japan, +ABS |
| 19-8185 | | -12/08 | R | | | | | | | | | 152 | | | | | 99,8 | | | Made in Japan, +ABS |
| 1.6 (97 kW) Eng.1ZR-FAE, 1ZR-FE 11/06-11/13 | | | | | | | | | | | | | | | | | | | | |
| 19-7732 | | | F | | | | | | | | | 138,9 | | | | | 76,5 | | | +ABS |
| 19-8185 | | -04/13 | R | | | | | | | | | 152 | | | | | 99,8 | | | Made in Japan, +ABS |
| 1.6 Dual VVTi (ZRE141) (91 kW) Eng.1ZR-FE 1/07-7/14 | | | | | | | | | | | | | | | | | | | | |
| 19-8185 | | -04/13 | R | | | | | | | | | 152 | | | | | 99,8 | | | Made in Japan, +ABS |
| 1.6 VVTi (ZRE141_, ZRE151_) (90 kW) Eng.1ZR-FE 7/10-5/14 | | | | | | | | | | | | | | | | | | | | |
| 19-7732 | | | F | | | | | | | | | 138,9 | | | | | 76,5 | | | +ABS |
| 19-8185 | | -06/13 | R | | | | | | | | | 152 | | | | | 99,8 | | | Made in Japan, +ABS |
| 1.8 (ZRE142, ZRE152) (100 kW) Eng.2ZR-FE 10/06-7/14 | | | | | | | | | | | | | | | | | | | | |
| 19-7123 | | | F | | | | | | | 40 | 74 | | | | | | | 42 | | |
| 1.8 VVT-i (99 kW) Eng.2ZR-FAE, 2ZR-FE 8/08-4/12 | | | | | | | | | | | | | | | | | | | | |
| 19-7123 | | | F | | | | | | | 40 | 74 | | | | | | | 42 | | |
| 2.0 D-4D (93 kW) Eng.1AD-FTV 11/06-7/14 | | | | | | | | | | | | | | | | | | | | |
| 19-7731 | | | F | | | | | | | | | 138,9 | | | | | 76,5 | | | M/T+A/T, 6 |
| Corolla VIII Verso (ZER_, ZZE12_, R1_) 3/04-3/09 | | | | | | | | | | | | | | | | | | | | |
| 1.6 (ZNR10_) (81 kW) Eng.3ZZ-FE 4/04-3/09 | | | | | | | | | | | | | | | | | | | | |
| 19-7695 | | -02/09 | F | | | | | | | 45 | 84 | | | | | | | 45 | | |
| 1.8 (ZNR11_) (95 kW) Eng.1ZZ-FE 4/04-3/09 | | | | | | | | | | | | | | | | | | | | |
| 19-7695 | | -02/09 | F | | | | | | | 45 | 84 | | | | | | | 45 | | |
| 2.0 D-4D (CUR10_) (85 kW) Eng.1CD-FTV 4/04-3/09 | | | | | | | | | | | | | | | | | | | | |
| 19-7695 | | -08/05 | F | | | | | | | 45 | 84 | | | | | | | 45 | | |
| 2.2 D-4D (AUR10_) (100 kW) Eng.2AD-FTV 10/05-3/09 | | | | | | | | | | | | | | | | | | | | |
| 19-7695 | | -02/09 | F | | | | | | | 45 | 84 | | | | | | | 45 | | |

TOYOTA

| METELLI ref | Spare Parts | | F/R | L/R | | | ABS | A | B | C | D | E | F | G | H | I | L | M | Fig | NOTE |
|---|-------------|--------|-----|-----|--|--|-----|---|---|----|----|-------|---|---|---|---|---|------|-----|------|
| 2.2 D-4D (AUR10_) (130 kW) Eng.2AD-FHV 10/05-3/09 | | | | | | | | | | | | | | | | | | | | |
| 19-7695 | | -02/09 | F | | | | | | | 45 | 84 | | | | | | | 45 | | |
| Corolla X Sedan (_E18_, ZRE1_)/ Corolla Alti 8/07-1/70 | | | | | | | | | | | | | | | | | | | | |
| 1.3 (NRE180_) (73 kW) Eng.1NR-FE 6/13-12/18 | | | | | | | | | | | | | | | | | | | | |
| 19-7732 | | | F | | | | | | | | | 138,9 | | | | | | 76,5 | | +ABS |
| 19-7888 | | | R | | | | | | | | | 151,9 | | | | | | | | +ABS |
| 1.4 D-4D (NDE180_) (66 kW) Eng.1ND-TV 6/13-12/18 | | | | | | | | | | | | | | | | | | | | |
| 19-7732 | | | F | | | | | | | | | 138,9 | | | | | | 76,5 | | +ABS |
| 19-7888 | | | R | | | | | | | | | 151,9 | | | | | | | | +ABS |
| 1.6 (ZRE181_) (97 kW) Eng.1ZR-FAE 6/13-12/18 | | | | | | | | | | | | | | | | | | | | |
| 19-7732 | | | F | | | | | | | | | 138,9 | | | | | | 76,5 | | +ABS |
| 19-7888 | | | R | | | | | | | | | 151,9 | | | | | | | | +ABS |
| 19-8185 | | | R | | | | | | | | | 152 | | | | | | 99,8 | | +ABS |
| 1.8 VVTi (ZRE172) (103 kW) Eng.2ZR-FBE, 2ZR-FE 6/13-8/19 | | | | | | | | | | | | | | | | | | | | |
| 19-7732 | | | F | | | | | | | | | 138,9 | | | | | | 76,5 | | +ABS |
| 19-7888 | | | R | | | | | | | | | 151,9 | | | | | | | | +ABS |
| 19-8185 | | | R | | | | | | | | | 152 | | | | | | 99,8 | | +ABS |
| 2.0 VVT-i (ZRE173_, ZRE143_) (105 kW) Eng.3ZR-FE 10/13-12/18 | | | | | | | | | | | | | | | | | | | | |
| 19-7123 | | | F | | | | | | | 40 | 74 | | | | | | | | 42 | |
| Corona I (RT1_) 12/75-5/79 | | | | | | | | | | | | | | | | | | | | |
| 2.0 (RT104) (65 kW) Eng.18R 1/76-5/79 | | | | | | | | | | | | | | | | | | | | |
| 19-7539 | | -12/78 | R | | | | | | | 35 | 72 | | | | | | | | 26 | |

TOYOTA

| METELLI ref | Spare Parts | | F/R | L/R | | | ABS | A | B | C | D | E | F | G | H | I | L | M | Fig | NOTE |
|---|-------------|--------|-----|-----|--|--|-----|---|---|----|----|-----|---|---|---|---|---|------|-----|------|
| Corona I SW (RT118) 1/71-12/79 | | | | | | | | | | | | | | | | | | | | |
| 2.0 (RT118) (65 kW) Eng.18R 9/75-5/79 | | | | | | | | | | | | | | | | | | | | |
| 19-7539 | | -12/78 | R | | | | | | | 35 | 72 | | | | | | | 26 | | |
| Corona V Sedan (_T19_) 10/91-9/97 | | | | | | | | | | | | | | | | | | | | |
| 2.0 (ST191_) (93 kW) Eng.3S-FE 2/92-9/97 | | | | | | | | | | | | | | | | | | | | |
| 19-7040 | | | F | | | | | | | 39 | 72 | | | | | | | 37 | | |
| 2.0 (ST191) (98 kW) Eng.3S-FE 10/93-9/95 | | | | | | | | | | | | | | | | | | | | |
| 19-7040 | | | F | | | | | | | 39 | 72 | | | | | | | 37 | | |
| Cressida I Sedan (_X3_) 3/77-7/82 | | | | | | | | | | | | | | | | | | | | |
| 2.0 (RX30) (66 kW) Eng.18R 7/77-7/81 | | | | | | | | | | | | | | | | | | | | |
| 19-7539 | | | R | | | | | | | 35 | 72 | | | | | | | 26 | | |
| Cressida I SW (_X3_) 3/77-7/81 | | | | | | | | | | | | | | | | | | | | |
| 2.0 (RX35) (66 kW) Eng.18R 12/77-3/81 | | | | | | | | | | | | | | | | | | | | |
| 19-7539 | | | R | | | | | | | 35 | 72 | | | | | | | 26 | | |
| Cressida II Sedan (_X6_) 9/80-9/92 | | | | | | | | | | | | | | | | | | | | |
| 2.0 GLI (GX61_) (80 kW) Eng.1G-E 8/82-6/85 | | | | | | | | | | | | | | | | | | | | |
| 19-7539 | | | R | | | | | | | 35 | 72 | | | | | | | 26 | | |
| Echo Sedan (_P1_) 8/99-1/06 | | | | | | | | | | | | | | | | | | | | |
| 1.5 (NCP12_) (78 kW) Eng.1NZ-FE 8/99-8/05 | | | | | | | | | | | | | | | | | | | | |
| 19-7121 | | | F | | | | | | | 38 | 71 | | | | | | | 39 | | |
| 19-7641 | | | R | | | | | | | | | 135 | | | | | | 91,5 | | |

TOYOTA

| METELLI ref | Spare Parts | | F/R | L/R | | | ABS | A | B | C | D | E | F | G | H | I | L | M | Fig | NOTE |
|--|-------------|-------------|-----|-----|--|--|-----|---|---|------|----|---|---|---|---|---|------|------|-----|------------|
| Highlander/ Kluger I (_U2_) 6/00-5/07 | | | | | | | | | | | | | | | | | | | | |
| 3.3 (MCU23_) (171 kW) Eng.3MZ-FE 8/03-5/07 | | | | | | | | | | | | | | | | | | | | |
| 19-7695 | | | F | | | | | | | 45 | 84 | | | | | | | 45 | | |
| IQ (_J1_) 1/09-1/70 | | | | | | | | | | | | | | | | | | | | |
| 1.33 (NGJ10_) (72 kW) Eng.1NR-FE 1/09-12/15 | | | | | | | | | | | | | | | | | | | | |
| 19-7730 | | | F | | | | | | | 40 | 75 | | | | | | | 38,9 | | |
| 1.4 D-4D (NUJ10_) (66 kW) Eng.1ND-TV 1/09-12/15 | | | | | | | | | | | | | | | | | | | | |
| 19-7730 | | -05/12 | F | | | | | | | 40 | 75 | | | | | | | 38,9 | | |
| Land Cruiser III (_J7_) 3/84-1/70 | | | | | | | | | | | | | | | | | | | | |
| 2.4 (RJ70_, RJ73_) (77 kW) Eng.22R 11/84-5/93 | | | | | | | | | | | | | | | | | | | | |
| 19-7112 | | 01/90- | F | | | | | | | 45,2 | 82 | | | | | | 21,5 | 21,5 | | Brake disc |
| 2.4 (RJ70_, RJ73_) (81 kW) Eng.22R 11/84-5/93 | | | | | | | | | | | | | | | | | | | | |
| 19-7112 | | 01/90- | F | | | | | | | 45,2 | 82 | | | | | | 21,5 | 21,5 | | Brake disc |
| 2.4 (RJ70_V, RJ73_V) (84 kW) Eng.22RE 12/88-12/96 | | | | | | | | | | | | | | | | | | | | |
| 19-7112 | | 01/90-04/96 | F | | | | | | | 45,2 | 82 | | | | | | 21,5 | 21,5 | | Brake disc |
| 2.4 TD (LJ70_, LJ73_) (63 kW) Eng.2L-T (10.85-.) 10/85-5/90 | | | | | | | | | | | | | | | | | | | | |
| 19-7112 | | 01/90- | F | | | | | | | 45,2 | 82 | | | | | | 21,5 | 21,5 | | Brake disc |
| 2.4 TD (LJ70) (66 kW) Eng.2L-T (01.90-.) 1/90-5/93 | | | | | | | | | | | | | | | | | | | | |
| 19-7112 | | | F | | | | | | | 45,2 | 82 | | | | | | 21,5 | 21,5 | | Brake disc |
| 3.0 TD (KZJ70_, KZJ73_, KZJ77_) (92 kW) Eng.1KZ-T, 1KZ-TE 5/93-5/96 | | | | | | | | | | | | | | | | | | | | |
| 19-7112 | | | F | | | | | | | 45,2 | 82 | | | | | | 21,5 | 21,5 | | Brake disc |
| 3.4 D (BJ70_V, BJ73_) (70 kW) Eng.3B 11/84-12/96 | | | | | | | | | | | | | | | | | | | | |
| 19-7112 | | -02/94 | F | | | | | | | 45,2 | 82 | | | | | | 21,5 | 21,5 | | Brake disc |
| 3.4 TD (BJ71_V, BJ74) (91 kW) Eng.13BT 10/85-8/86 | | | | | | | | | | | | | | | | | | | | |
| 19-7112 | | | F | | | | | | | 45,2 | 82 | | | | | | 21,5 | 21,5 | | Brake disc |

TOYOTA

| METELLI ref | Spare Parts | | F/R | L/R | | ABS | A | B | C | D | E | F | G | H | I | L | M | Fig | NOTE |
|---|-------------|--------|-----|-----|--|-----|---|---|------|----|---|---|---|---|------|------|---|-----|------------|
| 3.5 D 4x4 (PZJ75, PZJ70) (85 kW) Eng.1PZ 1/90-12/94 | | | | | | | | | | | | | | | | | | | |
| 19-7112 | | | F | | | | | | 45,2 | 82 | | | | | 21,5 | 21,5 | | | Brake disc |
| 4.2 D (HZJ76, HZJ78, HZJ70, HZJ73, HZJ75, HZJ79, H (96 kW) Eng.1H-Z 1/90-1/70 | | | | | | | | | | | | | | | | | | | |
| 19-7112 | | -08/99 | F | | | | | | 45,2 | 82 | | | | | 21,5 | 21,5 | | | Brake disc |
| Land Cruiser III Hardtop (_J7_) 1/90-5/96 | | | | | | | | | | | | | | | | | | | |
| 2.4 TD (LJ70_) (66 kW) Eng.2L-T (07.90-.) 7/90-5/96 | | | | | | | | | | | | | | | | | | | |
| 19-7112 | | | F | | | | | | 45,2 | 82 | | | | | 21,5 | 21,5 | | | Brake disc |
| 3.0 TD (KZJ70_) (92 kW) Eng.1KZ-T 5/93-5/96 | | | | | | | | | | | | | | | | | | | |
| 19-7112 | | | F | | | | | | 45,2 | 82 | | | | | 21,5 | 21,5 | | | Brake disc |
| Land Cruiser IV 80 (_J8_) 1/90-11/99 | | | | | | | | | | | | | | | | | | | |
| 4.0 (FJ80_) (115 kW) Eng.3F-E 1/90-10/92 | | | | | | | | | | | | | | | | | | | |
| 19-7112 | | | F | | | | | | 45,2 | 82 | | | | | 21,5 | 21,5 | | | Brake disc |
| 4.2 D (HZJ80_) (99 kW) Eng.1H-Z 1/90-12/97 | | | | | | | | | | | | | | | | | | | |
| 19-7112 | | | F | | | | | | 45,2 | 82 | | | | | 21,5 | 21,5 | | | Brake disc |
| 4.2 TD (HDJ80) (118 kW) Eng.1HD-T 8/92-12/97 | | | | | | | | | | | | | | | | | | | |
| 19-7112 | | | F | | | | | | 45,2 | 82 | | | | | 21,5 | 21,5 | | | Brake disc |
| 4.2 TD (HDJ80) (123 kW) Eng.1HD-T 1/90-12/97 | | | | | | | | | | | | | | | | | | | |
| 19-7112 | | | F | | | | | | 45,2 | 82 | | | | | 21,5 | 21,5 | | | Brake disc |
| 4.2 TD 24V (HDJ80_) (125 kW) Eng.1HD-FT 1/95-12/97 | | | | | | | | | | | | | | | | | | | |
| 19-7112 | | | F | | | | | | 45,2 | 82 | | | | | 21,5 | 21,5 | | | Brake disc |
| 4.5 24V (FZJ80_) (151 kW) Eng.1FZ-FE 8/92-12/97 | | | | | | | | | | | | | | | | | | | |
| 19-7112 | | | F | | | | | | 45,2 | 82 | | | | | 21,5 | 21,5 | | | Brake disc |
| Land Cruiser V 90 (_J9_)/ Land Cruiser Prado 4/95-1/70 | | | | | | | | | | | | | | | | | | | |
| 3.0 D-4D 4WD (KDJ90_, KDJ95_) (120 kW) Eng.1KD-FTV 8/00-8/02 | | | | | | | | | | | | | | | | | | | |
| 19-7751 | | | F | | | | | | 54 | 96 | | | | | 50,9 | | | | |

TOYOTA

| METELLI ref | Spare Parts | | F/R | L/R | | | ABS | A | B | C | D | E | F | G | H | I | L | M | Fig | NOTE |
|---|-------------|-------------|-----|-----|--|--|-----|---|---|----|----|-----|---|---|---|---|---|------|-----|------|
| 3.0 TD (103 kW) Eng.1KZ-TE 4/95-7/00 | | | | | | | | | | | | | | | | | | | | |
| 19-7751 | | | F | | | | | | | 54 | 96 | | | | | | | 50,9 | | |
| 3.0 TD (KZJ90_, KZJ95_) (92 kW) Eng.1KZ-TE 4/96-12/02 | | | | | | | | | | | | | | | | | | | | |
| 19-7751 | | -09/02 | F | | | | | | | 54 | 96 | | | | | | | 50,9 | | |
| 3.4 i 24V (VZJ90_, VZJ95_) (131 kW) Eng.5VZ-FE 3/96-8/02 | | | | | | | | | | | | | | | | | | | | |
| 19-7751 | | | F | | | | | | | 54 | 96 | | | | | | | 50,9 | | |
| Mark 2 VI SW 1/02-6/07 | | | | | | | | | | | | | | | | | | | | |
| 2.0 VVTi (118 kW) Eng.1G-FE 1/02-6/07 | | | | | | | | | | | | | | | | | | | | |
| 19-7821 | | | R | | | | | | | 42 | 76 | | | | | | | 39 | | |
| MR 2 II (SW2_) 12/89-5/00 | | | | | | | | | | | | | | | | | | | | |
| 2.0 16V (SW20_) (115 kW) Eng.3S-GE 12/89-9/99 | | | | | | | | | | | | | | | | | | | | |
| 19-7729 | | | R | | | | | | | 43 | 82 | | | | | | | 45 | | |
| 2.0 16V (SW20_) (125 kW) Eng.3S-GE 12/89-5/00 | | | | | | | | | | | | | | | | | | | | |
| 19-7729 | | | R | | | | | | | 43 | 82 | | | | | | | 45 | | |
| 2.0 16V (SW20_) (129 kW) Eng.3S-GE 12/89-7/99 | | | | | | | | | | | | | | | | | | | | |
| 19-7729 | | | R | | | | | | | 43 | 82 | | | | | | | 45 | | |
| MR 2 III (ZZW3_) 10/99-6/07 | | | | | | | | | | | | | | | | | | | | |
| 1.8 16V VT-i (ZZW30) (103 kW) Eng.1ZZ-FE 10/99-6/07 | | | | | | | | | | | | | | | | | | | | |
| 19-7123 | | 12/99-09/05 | R | | | | | | | 40 | 74 | | | | | | | 42 | | |
| Noah/ Voxy I (_R6_) 12/01-6/07 | | | | | | | | | | | | | | | | | | | | |
| 2.0 (AZR60) (112 kW) Eng.1AZ-FSE 11/01-6/07 | | | | | | | | | | | | | | | | | | | | |
| 19-7729 | | | F | | | | | | | 43 | 82 | | | | | | | 45 | | |
| 19-7889 | | | R | | | | | | | | | 152 | | | | | | | | |

TOYOTA

| METELLI ref | Spare Parts | | F/R | L/R | | | ABS | A | B | C | D | E | F | G | H | I | L | M | Fig | NOTE |
|--|-------------|--------|-----|-----|--|--|-----|---|---|----|----|-----|---|---|---|---|---|-------|-----|------|
| 2.0 4WD (AZR65) (112 kW) Eng.1AZ-FSE 12/01-6/07 | | | | | | | | | | | | | | | | | | | | |
| 19-7729 | | | F | | | | | | | 43 | 82 | | | | | | | 45 | | |
| Picnic I (_XM1_)/ Ipsum 5/96-12/01 | | | | | | | | | | | | | | | | | | | | |
| 2.0 (99 kW) Eng.3S-FE 9/96-5/01 | | | | | | | | | | | | | | | | | | | | |
| 19-7729 | | 01/97- | R | | | | | | | 43 | 82 | | | | | | | 45 | | |
| 2.0 (SXM10_) (90 kW) Eng.3S-FE 6/00-12/01 | | | | | | | | | | | | | | | | | | | | |
| 19-7729 | | -05/01 | F | | | | | | | 43 | 82 | | | | | | | 45 | | |
| 2.0 16V (SXM10_) (94 kW) Eng.3S-FE 8/96-9/00 | | | | | | | | | | | | | | | | | | | | |
| 19-7729 | | | F | | | | | | | 43 | 82 | | | | | | | 45 | | |
| 2.2 D (CMX10_) (66 kW) Eng.3C-TE 8/97-12/01 | | | | | | | | | | | | | | | | | | | | |
| 19-7729 | | -05/01 | F | | | | | | | 43 | 82 | | | | | | | 45 | | |
| Platz (NCP1_, SCP1_) 4/99-8/05 | | | | | | | | | | | | | | | | | | | | |
| 1.0 (SCP11_) (50 kW) Eng.1SZ-FE 4/99-8/05 | | | | | | | | | | | | | | | | | | | | |
| 19-7121 | | | F | | | | | | | 38 | 71 | | | | | | | 39 | | |
| Previa II (_R3_)/ Estima/ Tarago 2/00-2/06 | | | | | | | | | | | | | | | | | | | | |
| 2.0 D-4D (CLR30_) (85 kW) Eng.1CD-FTV 3/01-1/06 | | | | | | | | | | | | | | | | | | | | |
| 19-7695 | | | F | | | | | | | 45 | 84 | | | | | | | 45 | | |
| 2.4 (ACR30) (115 kW) Eng.2AZ-FE 2/00-2/06 | | | | | | | | | | | | | | | | | | | | |
| 19-7695 | | | F | | | | | | | 45 | 84 | | | | | | | 45 | | |
| Prius II Sedan(_W1_) 5/00-1/04 | | | | | | | | | | | | | | | | | | | | |
| 1.5 Hybrid (NHW1_) (53 kW) Eng.1NZ-FXE 5/00-1/04 | | | | | | | | | | | | | | | | | | | | |
| 19-7123 | | -08/03 | F | | | | | | | 40 | 74 | | | | | | | 42 | | |
| 19-7883 | | -08/03 | R | | | | | | | | | 135 | | | | | | 100,7 | | |

TOYOTA

| METELLI ref | Spare Parts | F/R | L/R | ABS | A | B | C | D | E | F | G | H | I | L | M | Fig | NOTE | |
|--|-------------|-----|-----|-----|---|---|----|----|-------|---|---|---|---|-------|---|-----|------|------|
| Prius III Hatchback (_W2_) 9/03-12/09 | | | | | | | | | | | | | | | | | | |
| 1.5 (NHW20_) (57 kW) Eng.1NZ-FXE 9/03-12/09 | | | | | | | | | | | | | | | | | | |
| 19-8130 | | R | | | | | | | 135 | | | | | 100,5 | | | | +ABS |
| Prius V C (NHP10_)/ Aqua 9/11-1/70 | | | | | | | | | | | | | | | | | | |
| 1.5 Hybrid (NHP10) (54 kW) Eng.1NZ-FXE 12/11-1/70 | | | | | | | | | | | | | | | | | | |
| 19-7730 | | F | | | | | 40 | 75 | | | | | | 38,9 | | | | +ABS |
| 19-7886 | | R | | | | | | | 135 | | | | | 99,5 | | | | +ABS |
| Prius V Plus (_W4_)/ Prius Alpha/ Prius V 5/11-1/70 | | | | | | | | | | | | | | | | | | |
| 1.8 Hybrid (ZVW4_) (73 kW) Eng.2ZR-FXE 5/11-1/70 | | | | | | | | | | | | | | | | | | |
| 19-7732 | | F | | | | | | | 138,9 | | | | | 76,5 | | | | +ABS |
| Probox/ Succeed (_P5_) 7/02-1/70 | | | | | | | | | | | | | | | | | | |
| 1.5 VVTi (NCP58G, NCP51V) (80 kW) Eng.1NZ-FE 7/02-8/14 | | | | | | | | | | | | | | | | | | |
| 19-7121 | | F | | | | | 38 | 71 | | | | | | 39 | | | | |
| Rav 4 I (_A1_) 1/94-9/00 | | | | | | | | | | | | | | | | | | |
| 2.0 4WD (SXA10_) (94 kW) Eng.3S-FE 7/96-6/00 | | | | | | | | | | | | | | | | | | |
| 19-7040 | | F | | | | | 39 | 72 | | | | | | 37 | | | | |
| 2.0 4WD (SXA10) (95 kW) Eng.3S-FE 6/94-6/00 | | | | | | | | | | | | | | | | | | |
| 19-7040 | | F | | | | | 39 | 72 | | | | | | 37 | | | | +ABS |
| Rav 4 I Cabrio (_A1_) 12/97-6/00 | | | | | | | | | | | | | | | | | | |
| 2.0 4WD (SXA11) (94 kW) Eng.3S-FE 12/97-6/00 | | | | | | | | | | | | | | | | | | |
| 19-7040 | | F | | | | | 39 | 72 | | | | | | 37 | | | | +ABS |

TOYOTA

| METELLI ref | Spare Parts | | F/R | L/R | | ABS | A | B | C | D | E | F | G | H | I | L | M | Fig | NOTE |
|---|-------------|--------|-----|-----|--|-----|---|----|----|----|-------|---|---|---|---|---|------|-----|------------------|
| Rav 4 II (_A2_) 5/00-11/05 | | | | | | | | | | | | | | | | | | | |
| 1.8 (ZCA25_, ZCA26_) (92 kW) Eng.1ZZ-FE 8/00-11/05 | | | | | | | | | | | | | | | | | | | |
| 19-7729 | | | F | | | | | | 43 | 82 | | | | | | | 45 | | |
| 19-7889 | | | R | | | | | | | | 152 | | | | | | | | +ABS |
| 2.0 4WD (ACA21, ACA20) (110 kW) Eng.1AZ-FE, 1AZ-FSE 5/00-11/05 | | | | | | | | | | | | | | | | | | | |
| 19-7729 | | | F | | | | | | 43 | 82 | | | | | | | 45 | | |
| 19-7889 | | -07/03 | R | | | | | | | | 152 | | | | | | | | Mod. ACA26, +ABS |
| 2.0 D 4WD (CLA20_, CLA21_) (85 kW) Eng.1CD-FTV 5/01-11/05 | | | | | | | | | | | | | | | | | | | |
| 19-7729 | | | F | | | | | | 43 | 82 | | | | | | | 45 | | |
| 2.4 (ACA28) (120 kW) Eng.2AZ-FE 8/00-11/05 | | | | | | | | | | | | | | | | | | | |
| 19-7889 | | | R | | | | | | | | 152 | | | | | | | | |
| 2.4 4WD (112 kW) Eng.2AZ-FE 8/03-11/05 | | | | | | | | | | | | | | | | | | | |
| 19-7729 | | | F | | | | | | 43 | 82 | | | | | | | 45 | | |
| Rav 4 III (_A3_)/ Rav 4/ Vanguard 11/05-6/13 | | | | | | | | | | | | | | | | | | | |
| 2.0 (ZSA35_) (116 kW) Eng.3ZR-FAE 12/08-6/13 | | | | | | | | | | | | | | | | | | | |
| 19-7731 | | | F | | | | | | | | 138,9 | | | | | | 76,5 | | M/T+A/T, 5 |
| 19-7732 | | | F | | | | | | | | 138,9 | | | | | | 76,5 | | A/T |
| 2.0 (ZSA35) (109 kW) Eng.3ZR-FAE 3/09-6/13 | | | | | | | | | | | | | | | | | | | |
| 19-7731 | | | F | | | | | | | | 138,9 | | | | | | 76,5 | | M/T |
| 19-7732 | | | F | | | | | | | | 138,9 | | | | | | 76,5 | | A/T |
| 2.0 4WD (ACA30_) (112 kW) Eng.1AZ-FE 2/06-6/13 | | | | | | | | | | | | | | | | | | | |
| 19-7731 | | | F | | | | | | | | 138,9 | | | | | | 76,5 | | M/T+A/T, 5 |
| 19-7732 | | | F | | | | | | | | 138,9 | | | | | | 76,5 | | A/T |
| 19-8174 | | -12/12 | R | | | | | 26 | | 76 | 152 | | | | | | | | |
| 2.0 4WD (ZSA30_) (116 kW) Eng.3ZR-FAE 12/08-6/13 | | | | | | | | | | | | | | | | | | | |
| 19-7731 | | | F | | | | | | | | 138,9 | | | | | | 76,5 | | M/T+A/T, 5 |
| 19-7732 | | | F | | | | | | | | 138,9 | | | | | | 76,5 | | A/T |

TOYOTA

| METELLI ref | Spare Parts | | F/R | L/R | | ABS | A | B | C | D | E | F | G | H | I | L | M | Fig | NOTE |
|---|-------------|--------|-----|-----|--|-----|---|----|---|----|-------|---|---|---|---|------|---|-----|---------------------|
| 19-8174 | | -12/12 | R | | | | | 26 | | 76 | 152 | | | | | | | | |
| 2.0 4WD (ZSA30) (109 kW) Eng.3ZR-FAE 3/09-6/13 | | | | | | | | | | | | | | | | | | | |
| 19-7731 | | | F | | | | | | | | 138,9 | | | | | 76,5 | | | M/T |
| 19-7732 | | | F | | | | | | | | 138,9 | | | | | 76,5 | | | A/T |
| 19-8174 | | -12/12 | R | | | | | 26 | | 76 | 152 | | | | | | | | |
| 2.2 D (ALA35_) (110 kW) Eng.2AD-FHV, 2AD-FTV 12/08-6/13 | | | | | | | | | | | | | | | | | | | |
| 19-7731 | | | F | | | | | | | | 138,9 | | | | | 76,5 | | | |
| 2.2 D 4WD (ALA30_) (100 kW) Eng.2AD-FTV 2/06-12/12 | | | | | | | | | | | | | | | | | | | |
| 19-7731 | | | F | | | | | | | | 138,9 | | | | | 76,5 | | | |
| 19-8174 | | | R | | | | | 26 | | 76 | 152 | | | | | | | | |
| 2.2 D 4WD (ALA30_) (110 kW) Eng.2AD-FHV, 2AD-FTV 12/08-6/13 | | | | | | | | | | | | | | | | | | | |
| 19-7731 | | | F | | | | | | | | 138,9 | | | | | 76,5 | | | |
| 19-8174 | | -12/12 | R | | | | | 26 | | 76 | 152 | | | | | | | | |
| 2.2 D 4WD (ALA30_) (130 kW) Eng.2AD-FHV 2/06-6/13 | | | | | | | | | | | | | | | | | | | |
| 19-7731 | | | F | | | | | | | | 138,9 | | | | | 76,5 | | | |
| 19-8174 | | -12/12 | R | | | | | 26 | | 76 | 152 | | | | | | | | |
| 2.2 D 4WD (ALA30) (98 kW) Eng.2AD-FTV 11/05-12/10 | | | | | | | | | | | | | | | | | | | |
| 19-7731 | | | F | | | | | | | | 138,9 | | | | | 76,5 | | | |
| 19-8174 | | | R | | | | | 26 | | 76 | 152 | | | | | | | | |
| 2.4 (ACA33, ACA36, ACA38) (125 kW) Eng.2AZ-FE 11/05-12/13 | | | | | | | | | | | | | | | | | | | |
| 19-7732 | | | F | | | | | | | | 138,9 | | | | | 76,5 | | | A/T, 4 |
| 2.4 4WD (ACR38, ACA31, ACA33) (125 kW) Eng.2AZ-FE 11/05-6/13 | | | | | | | | | | | | | | | | | | | |
| 19-7731 | | | F | | | | | | | | 138,9 | | | | | 76,5 | | | M/T |
| 19-7732 | | | F | | | | | | | | 138,9 | | | | | 76,5 | | | A/T |
| 19-8174 | | -12/12 | R | | | | | 26 | | 76 | 152 | | | | | | | | |
| 2.5 (ASA38) (132 kW) Eng.2AR-FE 11/08-6/13 | | | | | | | | | | | | | | | | | | | |
| 19-7732 | | | F | | | | | | | | 138,9 | | | | | 76,5 | | | Made in Japan, +ABS |
| 2.5 4WD (ASA33) (132 kW) Eng.2AR-FE 11/08-6/13 | | | | | | | | | | | | | | | | | | | |
| 19-7732 | | | F | | | | | | | | 138,9 | | | | | 76,5 | | | Made in Japan, +ABS |

TOYOTA

| METELLI ref | Spare Parts | | F/R | L/R | | ABS | A | B | C | D | E | F | G | H | I | L | M | Fig | NOTE |
|---|-------------|--------|-----|-----|--|-----|---|----|---|----|-------|---|---|---|---|---|------|-----|---------------------|
| 19-8174 | | -12/12 | R | | | | | 26 | | 76 | 152 | | | | | | | | Made in Japan, +ABS |
| 3.5 4WD (GSA33) (198 kW) Eng.2GR-FE 11/05-12/12 | | | | | | | | | | | | | | | | | | | |
| 19-7731 | | | F | | | | | | | | 138,9 | | | | | | 76,5 | | M/T+A/T, 6 |
| 19-8174 | | | R | | | | | 26 | | 76 | 152 | | | | | | | | +ABS |
| 3.5 4WD (GSA33) (201 kW) Eng.2GR-FE 11/05-12/12 | | | | | | | | | | | | | | | | | | | |
| 19-7731 | | | F | | | | | | | | 138,9 | | | | | | 76,5 | | M/T+A/T, 6 |
| 19-8174 | | | R | | | | | 26 | | 76 | 152 | | | | | | | | |
| 3.5 4WD (GSA33W) (206 kW) Eng.2GR-FE 11/05-12/12 | | | | | | | | | | | | | | | | | | | |
| 19-7731 | | | F | | | | | | | | 138,9 | | | | | | 76,5 | | M/T+A/T, 6 |
| Rav 4 IV (_A4_) 12/12-1/70 | | | | | | | | | | | | | | | | | | | |
| 2.0 (ZSA42) (105 kW) Eng.3ZR-FE 12/12-1/70 | | | | | | | | | | | | | | | | | | | |
| 19-7731 | | | F | | | | | | | | 138,9 | | | | | | 76,5 | | M/T |
| 19-7732 | | | F | | | | | | | | 138,9 | | | | | | 76,5 | | A/T |
| 2.0 (ZSA42) (107 kW) Eng.3ZR-FE 12/12-1/70 | | | | | | | | | | | | | | | | | | | |
| 19-7731 | | | F | | | | | | | | 138,9 | | | | | | 76,5 | | M/T |
| 19-7732 | | | F | | | | | | | | 138,9 | | | | | | 76,5 | | A/T |
| 2.0 4WD (107 kW) Eng.3ZR-FE 12/12-1/70 | | | | | | | | | | | | | | | | | | | |
| 19-8174 | | | R | | | | | 26 | | 76 | 152 | | | | | | | | +ABS |
| 2.0 4WD (ZSA44_) (111 kW) Eng.3ZR-FAE 12/12-1/70 | | | | | | | | | | | | | | | | | | | |
| 19-7731 | | | F | | | | | | | | 138,9 | | | | | | 76,5 | | M/T |
| 19-7732 | | | F | | | | | | | | 138,9 | | | | | | 76,5 | | A/T |
| 19-8174 | | -10/18 | R | | | | | 26 | | 76 | 152 | | | | | | | | |
| 2.0 4WD (ZSA44_) (112 kW) Eng.3ZR-FAE 4/15-1/70 | | | | | | | | | | | | | | | | | | | |
| 19-7731 | | | F | | | | | | | | 138,9 | | | | | | 76,5 | | M/T |
| 19-7732 | | | F | | | | | | | | 138,9 | | | | | | 76,5 | | A/T |
| 19-8174 | | -10/18 | R | | | | | 26 | | 76 | 152 | | | | | | | | |
| 2.0 D (ALA40_) (91 kW) Eng.1AD-FTV 12/12-11/18 | | | | | | | | | | | | | | | | | | | |
| 19-7731 | | | F | | | | | | | | 138,9 | | | | | | 76,5 | | M/T+A/T, 6 |

TOYOTA

| METELLI ref | Spare Parts | | F/R | L/R | | | ABS | A | B | C | D | E | F | G | H | I | L | M | Fig | NOTE |
|---|-------------|--------|-----|-----|--|--|-----|---|----|---|----|-------|---|---|---|---|------|---|-----|------------|
| 2.0 D (WWA42_) (105 kW) Eng.2WW 10/15-11/18 | | | | | | | | | | | | | | | | | | | | |
| 19-7731 | | | F | | | | | | | | | 138,9 | | | | | 76,5 | | | M/T+A/T, 6 |
| 2.0 D 4WD (ALA41_) (91 kW) Eng.1AD-FTV 1/13-11/18 | | | | | | | | | | | | | | | | | | | | |
| 19-7731 | | | F | | | | | | | | | 138,9 | | | | | 76,5 | | | M/T+A/T, 6 |
| 19-8174 | | | R | | | | | | 26 | | 76 | 152 | | | | | | | | |
| 2.2 D 4WD (ALA49) (110 kW) Eng.2AD-FHV, 2AD-FTV 12/12-1/70 | | | | | | | | | | | | | | | | | | | | |
| 19-7731 | | | F | | | | | | | | | 138,9 | | | | | 76,5 | | | M/T+A/T, 6 |
| 19-8174 | | -12/18 | R | | | | | | 26 | | 76 | 152 | | | | | | | | M/T+A/T, 6 |
| 2.2 D 4WD (ALA49) (130 kW) Eng.2AD-FHV 12/12-1/70 | | | | | | | | | | | | | | | | | | | | |
| 19-7731 | | | F | | | | | | | | | 138,9 | | | | | 76,5 | | | M/T+A/T, 6 |
| 19-8174 | | -10/18 | R | | | | | | 26 | | 76 | 152 | | | | | | | | M/T+A/T, 6 |
| 2.5 (132 kW) Eng.2AR-FE 12/12-11/18 | | | | | | | | | | | | | | | | | | | | |
| 19-7731 | | | F | | | | | | | | | 138,9 | | | | | 76,5 | | | M/T+A/T, 6 |
| 2.5 4WD (131 kW) Eng.2AR-FE 12/12-12/18 | | | | | | | | | | | | | | | | | | | | |
| 19-7731 | | | F | | | | | | | | | 138,9 | | | | | 76,5 | | | M/T+A/T, 6 |
| 19-8174 | | | R | | | | | | 26 | | 76 | 152 | | | | | | | | M/T, 6 |
| 2.5 4WD (ASA44) (132 kW) Eng.2AR-FE 12/12-1/70 | | | | | | | | | | | | | | | | | | | | |
| 19-7731 | | | F | | | | | | | | | 138,9 | | | | | 76,5 | | | M/T+A/T, 6 |
| 19-8174 | | -12/18 | R | | | | | | 26 | | 76 | 152 | | | | | | | | M/T, 6 |
| 2.5 Hybrid (AVA42_, AVA44_) (114 kW) Eng.2AR-FXE 10/15-11/18 | | | | | | | | | | | | | | | | | | | | |
| 19-7731 | | | F | | | | | | | | | 138,9 | | | | | 76,5 | | | M/T+A/T, 6 |
| 19-8174 | | | R | | | | | | 26 | | 76 | 152 | | | | | | | | A/T |
| 2.5 Hybrid (AVA42_) (145 kW) Eng.2AR-FXE 11/15-11/18 | | | | | | | | | | | | | | | | | | | | |
| 19-7731 | | | F | | | | | | | | | 138,9 | | | | | 76,5 | | | M/T+A/T, 6 |
| 2.5 Hybrid 4WD (AVA44_) (114 kW) Eng.2AR-FXE 10/15-12/18 | | | | | | | | | | | | | | | | | | | | |
| 19-7731 | | | F | | | | | | | | | 138,9 | | | | | 76,5 | | | M/T+A/T, 6 |
| 19-8174 | | | R | | | | | | 26 | | 76 | 152 | | | | | | | | A/T |

TOYOTA

| METELLI ref | Spare Parts | F/R | L/R | ABS | A | B | C | D | E | F | G | H | I | L | M | Fig | NOTE |
|--|-------------|-----|-----|-----|---|---|----|----|-------|---|---|---|---|------|---|-----|------|
| Rush I Close Off-Road (F700_) 3/06-1/70 | | | | | | | | | | | | | | | | | |
| 1.5 (80 kW) Eng.3SZ-VE 3/06-1/70 | | | | | | | | | | | | | | | | | |
| 19-7657 | | F | | | | | 38 | 70 | | | | | | 38 | | | -ABS |
| 1.5 4WD (80 kW) Eng.3SZ-VE 3/06-1/70 | | | | | | | | | | | | | | | | | |
| 19-7657 | | F | | | | | 38 | 70 | | | | | | 38 | | | -ABS |
| Urban Cruiser I (_P1_) / Ist 7/07-1/70 | | | | | | | | | | | | | | | | | |
| 1.33 (NSP110_) (73 kW) Eng.1NR-FE 1/09-3/16 | | | | | | | | | | | | | | | | | |
| 19-7730 | | F | | | | | 40 | 75 | | | | | | 38,9 | | | |
| 1.33 (NSP110_) (74 kW) Eng.1NR-FE 4/09-3/16 | | | | | | | | | | | | | | | | | |
| 19-7730 | | F | | | | | 40 | 75 | | | | | | 38,9 | | | |
| 1.4 D-4D (NLP110_) (66 kW) Eng.1ND-TV 1/09-4/14 | | | | | | | | | | | | | | | | | |
| 19-7730 | | F | | | | | 40 | 75 | | | | | | 38,9 | | | |
| 1.4 D-4D 4WD (NLP115_) (66 kW) Eng.1ND-TV 1/09-4/14 | | | | | | | | | | | | | | | | | |
| 19-7730 | | F | | | | | 40 | 75 | | | | | | 38,9 | | | |
| 1.5 VVTi (NCP110_) (80 kW) Eng.1NZ-FE 7/07-3/16 | | | | | | | | | | | | | | | | | |
| 19-7730 | | F | | | | | 40 | 75 | | | | | | 38,9 | | | +ABS |
| 1.5 VVTi 4WD (NCP115_) (76 kW) Eng.1NZ-FE 7/07-3/16 | | | | | | | | | | | | | | | | | |
| 19-7730 | | F | | | | | 40 | 75 | | | | | | 38,9 | | | +ABS |
| 1.8 (ZSP110_) (97 kW) Eng.2ZR-FE 7/07-7/10 | | | | | | | | | | | | | | | | | |
| 19-7730 | | F | | | | | 40 | 75 | | | | | | 38,9 | | | +ABS |
| Verso (_R2_) 4/09-1/70 | | | | | | | | | | | | | | | | | |
| 1.6 (ZGR20_) (97 kW) Eng.1ZR-FAE 4/09-8/18 | | | | | | | | | | | | | | | | | |
| 19-7732 | | F | | | | | | | 138,9 | | | | | 76,5 | | | |
| 1.6 (ZGR20) (81 kW) Eng.1ZR-FAE 4/09-8/18 | | | | | | | | | | | | | | | | | |
| 19-7732 | | F | | | | | | | 138,9 | | | | | 76,5 | | | |

TOYOTA

| METELLI ref | Spare Parts | F/R | L/R | ABS | A | B | C | D | E | F | G | H | I | L | M | Fig | NOTE |
|--|-------------|-----|-----|-----|---|---|----|----|-------|---|---|---|---|------|---|-----|------|
| 1.6 D4-D (WAR20_) (82 kW) Eng.1WW 11/13-8/18 | | | | | | | | | | | | | | | | | |
| 19-7731 | | F | | | | | | | 138,9 | | | | | 76,5 | | | |
| 1.8 (ZGR21_) (108 kW) Eng.2ZR-FAE 4/09-8/18 | | | | | | | | | | | | | | | | | |
| 19-7732 | | F | | | | | | | 138,9 | | | | | 76,5 | | | |
| 2.0 D-4D (AUR20_) (91 kW) Eng.1AD-FTV 11/12-8/18 | | | | | | | | | | | | | | | | | |
| 19-7731 | | F | | | | | | | 138,9 | | | | | 76,5 | | | |
| 2.0 D-4D (AUR20_) (93 kW) Eng.1AD-FTV 4/09-8/18 | | | | | | | | | | | | | | | | | |
| 19-7731 | | F | | | | | | | 138,9 | | | | | 76,5 | | | |
| 2.2 D-4D (AUR21_) (110 kW) Eng.2AD-FHV 4/09-8/18 | | | | | | | | | | | | | | | | | |
| 19-7731 | | F | | | | | | | 138,9 | | | | | 76,5 | | | |
| 2.2 D-4D (AUR21) (100 kW) Eng.2AD-FHV 4/09-8/18 | | | | | | | | | | | | | | | | | |
| 19-7731 | | F | | | | | | | 138,9 | | | | | 76,5 | | | |
| 2.2 D-CAT (AUR21_) (130 kW) Eng.2AD-FHV 4/09-8/18 | | | | | | | | | | | | | | | | | |
| 19-7731 | | F | | | | | | | 138,9 | | | | | 76,5 | | | |
| Verso S (_P12_)/ Ractis 11/10-1/70 | | | | | | | | | | | | | | | | | |
| 1.33 (NSP120_) (70 kW) Eng.1NR-FE 11/10-10/16 | | | | | | | | | | | | | | | | | |
| 19-7730 | | F | | | | | 40 | 75 | | | | | | 38,9 | | | +ABS |
| 1.33 (NSP120_) (73 kW) Eng.1NR-FE 11/10-10/16 | | | | | | | | | | | | | | | | | |
| 19-7730 | | F | | | | | 40 | 75 | | | | | | 38,9 | | | |
| 1.4 D4-D (NLP121_) (66 kW) Eng.1ND-TV 11/10-10/16 | | | | | | | | | | | | | | | | | |
| 19-7730 | | F | | | | | 40 | 75 | | | | | | 38,9 | | | |
| 1.5 (NCP120_, NCP122_) (80 kW) Eng.1NZ-FE 11/10-4/14 | | | | | | | | | | | | | | | | | |
| 19-7730 | | F | | | | | 40 | 75 | | | | | | 38,9 | | | +ABS |
| 1.5 4WD (NCP125_) (77 kW) Eng.1NZ-FE 11/10-10/16 | | | | | | | | | | | | | | | | | |
| 19-7730 | | F | | | | | 40 | 75 | | | | | | 38,9 | | | +ABS |

TOYOTA

| METELLI ref | Spare Parts | | F/R | L/R | | ABS | A | B | C | D | E | F | G | H | I | L | M | Fig | NOTE |
|--|-------------|--------|-----|-----|--|-----|---|---|---|----|----|-----|---|---|---|---|---|-------|------|
| Vios/ Soluna Vios (_P4_) 7/02-1/08 | | | | | | | | | | | | | | | | | | | |
| 1.5 (AXP42_, NCP42_) (68 kW) Eng.5A-FE 7/02-1/08 | | | | | | | | | | | | | | | | | | | |
| 19-7121 | | | F | | | | | | | 38 | 71 | | | | | | | 39 | |
| 1.5 VVTi (NCP42_) (68 kW) Eng.1NZ-FE 10/02-10/06 | | | | | | | | | | | | | | | | | | | |
| 19-7121 | | | F | | | | | | | 38 | 71 | | | | | | | 39 | |
| Wish I MPV / Space wagon (_E1_) 4/03-3/09 | | | | | | | | | | | | | | | | | | | |
| 1.8 Hi (97 kW) Eng.1ZZ-FE 4/03-3/09 | | | | | | | | | | | | | | | | | | | |
| 19-7123 | | | F | | | | | | | 40 | 74 | | | | | | | 42 | |
| Yaris I (_P1_) / Vitz/ Echo 4/99-11/05 | | | | | | | | | | | | | | | | | | | |
| 1.0 (SCP10_) (48 kW) Eng.1SZ-FE 3/03-9/05 | | | | | | | | | | | | | | | | | | | |
| 19-7121 | | | F | | | | | | | 38 | 71 | | | | | | | 39 | |
| 19-7641 | | | R | | | | | | | | | 135 | | | | | | 91,5 | -ABS |
| 19-7642 | | | R | | | | | | | | | 135 | | | | | | 100,5 | +ABS |
| 1.0 (SCP10_) (50 kW) Eng.1SZ-FE (04.99-.) 4/99-9/05 | | | | | | | | | | | | | | | | | | | |
| 19-7121 | | | F | | | | | | | 38 | 71 | | | | | | | 39 | |
| 19-7641 | | | R | | | | | | | | | 135 | | | | | | 91,5 | -ABS |
| 19-7642 | | | R | | | | | | | | | 135 | | | | | | 100,5 | +ABS |
| 1.3 (NCP10_, SCP12_) (63 kW) Eng.2NZ-FE 8/99-11/05 | | | | | | | | | | | | | | | | | | | |
| 19-7121 | | -12/02 | F | | | | | | | 38 | 71 | | | | | | | 39 | |
| 19-7641 | | -12/02 | R | | | | | | | | | 135 | | | | | | 91,5 | -ABS |
| 19-7642 | | -12/02 | R | | | | | | | | | 135 | | | | | | 100,5 | +ABS |
| 1.3 (SCP12_, NCP10_, SCP13_) (64 kW) Eng.2SZ-FE 4/02-9/05 | | | | | | | | | | | | | | | | | | | |
| 19-7121 | | | F | | | | | | | 38 | 71 | | | | | | | 39 | |
| 19-7641 | | | R | | | | | | | | | 135 | | | | | | 91,5 | -ABS |
| 19-7642 | | | R | | | | | | | | | 135 | | | | | | 100,5 | +ABS |

TOYOTA

| METELLI ref | Spare Parts | | F/R | L/R | | | ABS | A | B | C | D | E | F | G | H | I | L | M | Fig | NOTE |
|--|-------------|--------|-----|-----|--|--|-----|---|---|----|----|-----|---|---|---|---|---|-------|-----|------------------|
| 1.4 D-4D (NLP10_) (55 kW) Eng.1ND-TV 10/01-9/05 | | | | | | | | | | | | | | | | | | | | |
| 19-7121 | | | F | | | | | | | 38 | 71 | | | | | | | 39 | | Mod. NLP10 |
| 19-7641 | | | R | | | | | | | | | 135 | | | | | | 91,5 | | Mod. NLP10, -ABS |
| 19-7642 | | | R | | | | | | | | | 135 | | | | | | 100,5 | | Mod. NLP10, +ABS |
| 1.5 (NCP13_) (77 kW) Eng.1NZ-FE (01.03-.) 1/03-11/05 | | | | | | | | | | | | | | | | | | | | |
| 19-7121 | | -08/05 | F | | | | | | | 38 | 71 | | | | | | | 39 | | |
| 19-7642 | | -08/05 | R | | | | | | | | | 135 | | | | | | 100,5 | | |
| 1.5 (NCP13_) (78 kW) Eng.1NZ-FE 4/01-9/05 | | | | | | | | | | | | | | | | | | | | |
| 19-7121 | | -08/05 | F | | | | | | | 38 | 71 | | | | | | | 39 | | |
| 19-7642 | | -08/05 | R | | | | | | | | | 135 | | | | | | 100,5 | | |
| 1.5 (NCP13_) (110 kW) Eng.1NZ-FE 3/00-7/05 | | | | | | | | | | | | | | | | | | | | |
| 19-7121 | | | F | | | | | | | 38 | 71 | | | | | | | 39 | | |
| 19-7642 | | | R | | | | | | | | | 135 | | | | | | 100,5 | | |
| Yaris I Verso (_P2_)/ Fun Cargo 8/99-9/05 | | | | | | | | | | | | | | | | | | | | |
| 1.3 (NCP20_, NCP22_) (62 kW) Eng.2NZ-FE 11/02-9/05 | | | | | | | | | | | | | | | | | | | | |
| 19-7121 | | | F | | | | | | | 38 | 71 | | | | | | | 39 | | |
| 19-7641 | | | R | | | | | | | | | 135 | | | | | | 91,5 | | -ABS |
| 19-7642 | | | R | | | | | | | | | 135 | | | | | | 100,5 | | +ABS |
| 1.3 (NCP20_, NCP22_) (63 kW) Eng.2NZ-FE 8/99-10/02 | | | | | | | | | | | | | | | | | | | | |
| 19-7121 | | | F | | | | | | | 38 | 71 | | | | | | | 39 | | |
| 19-7641 | | | R | | | | | | | | | 135 | | | | | | 91,5 | | -ABS |
| 19-7642 | | | R | | | | | | | | | 135 | | | | | | 100,5 | | +ABS |
| 1.4 D-4D (NLP20_, NLP22_) (55 kW) Eng.1ND-TV 9/00-9/05 | | | | | | | | | | | | | | | | | | | | |
| 19-7121 | | | F | | | | | | | 38 | 71 | | | | | | | 39 | | |
| 19-7641 | | | R | | | | | | | | | 135 | | | | | | 91,5 | | -ABS |
| 19-7642 | | | R | | | | | | | | | 135 | | | | | | 100,5 | | +ABS |
| 1.5 (NCP21_) (77 kW) Eng.1NZ-FE 3/00-9/05 | | | | | | | | | | | | | | | | | | | | |
| 19-7121 | | | F | | | | | | | 38 | 71 | | | | | | | 39 | | |

TOYOTA

| METELLI ref | Spare Parts | | F/R | L/R | | ABS | A | B | C | D | E | F | G | H | I | L | M | Fig | NOTE |
|---|-------------|--------|-----|-----|--|-----|---|---|----|----|-----|---|---|---|---|-------|---|-----|------|
| 19-7641 | | | R | | | | | | | | 135 | | | | | 91,5 | | | -ABS |
| 19-7642 | | | R | | | | | | | | 135 | | | | | 100,5 | | | +ABS |
| 1.5 (NCP21_) (78 kW) Eng.1NZ-FE 3/00-9/05 | | | | | | | | | | | | | | | | | | | |
| 19-7121 | | | F | | | | | | 38 | 71 | | | | | | 39 | | | |
| 19-7641 | | | R | | | | | | | | 135 | | | | | 91,5 | | | -ABS |
| 19-7642 | | | R | | | | | | | | 135 | | | | | 100,5 | | | +ABS |
| Yaris II (_P9_)/ Vitz 1/05-1/70 | | | | | | | | | | | | | | | | | | | |
| 1.0 GPL (KSP90_) (51 kW) Eng.1KR-FE 1/06-12/11 | | | | | | | | | | | | | | | | | | | |
| 19-7730 | | -08/11 | F | | | | | | 40 | 75 | | | | | | 38,9 | | | |
| 19-7886 | | -08/11 | R | | | | | | | | 135 | | | | | 99,5 | | | +ABS |
| 1.0 VVT-i (52 kW) Eng.1KR-FE 11/05-11/10 | | | | | | | | | | | | | | | | | | | |
| 19-7730 | | | F | | | | | | 40 | 75 | | | | | | 38,9 | | | +ABS |
| 19-7886 | | | R | | | | | | | | 135 | | | | | 99,5 | | | +ABS |
| 1.0 VVT-i (KSP90_) (51 kW) Eng.1KR-FE 8/05-12/11 | | | | | | | | | | | | | | | | | | | |
| 19-7730 | | -08/11 | F | | | | | | 40 | 75 | | | | | | 38,9 | | | |
| 19-7886 | | -08/11 | R | | | | | | | | 135 | | | | | 99,5 | | | +ABS |
| 1.3 4WD (NCP92_) (64 kW) Eng.2NZ-FE 8/07-11/10 | | | | | | | | | | | | | | | | | | | |
| 19-7730 | | | F | | | | | | 40 | 75 | | | | | | 38,9 | | | +ABS |
| 1.3 VVT-i (NCP90_) (63 kW) Eng.2NZ-FE, 2SZ-FE 11/05-12/12 | | | | | | | | | | | | | | | | | | | |
| 19-7730 | | | F | | | | | | 40 | 75 | | | | | | 38,9 | | | +ABS |
| 19-7886 | | | R | | | | | | | | 135 | | | | | 99,5 | | | +ABS |
| 1.3 VVT-i (SCP90_) (64 kW) Eng.2SZ-FE 8/05-11/10 | | | | | | | | | | | | | | | | | | | |
| 19-7730 | | -11/08 | F | | | | | | 40 | 75 | | | | | | 38,9 | | | |
| 19-7886 | | -11/08 | R | | | | | | | | 135 | | | | | 99,5 | | | +ABS |
| 1.33 VVT-i (NSP90_) (73 kW) Eng.1NR-FE 7/10-5/11 | | | | | | | | | | | | | | | | | | | |
| 19-7730 | | | F | | | | | | 40 | 75 | | | | | | 38,9 | | | |
| 19-7886 | | | R | | | | | | | | 135 | | | | | 99,5 | | | +ABS |

TOYOTA

| METELLI ref | Spare Parts | | F/R | L/R | | | ABS | A | B | C | D | E | F | G | H | I | L | M | Fig | NOTE |
|--|-------------|--------|-----|-----|--|--|-----|---|---|----|----|-----|---|---|---|---|---|---|------|------|
| 1.33 VVT-i (NSP90_) (74 kW) Eng.1NR-FE 11/08-12/11 | | | | | | | | | | | | | | | | | | | | |
| 19-7730 | | -07/11 | F | | | | | | | 40 | 75 | | | | | | | | 38,9 | |
| 19-7886 | | -07/11 | R | | | | | | | | | 135 | | | | | | | 99,5 | +ABS |
| 1.4 D-4D (NLP90_) (66 kW) Eng.1ND-TV 8/05-12/12 | | | | | | | | | | | | | | | | | | | | |
| 19-7730 | | -07/11 | F | | | | | | | 40 | 75 | | | | | | | | 38,9 | |
| 19-7886 | | -07/11 | R | | | | | | | | | 135 | | | | | | | 99,5 | +ABS |
| 1.5 (NCP91_) (80 kW) Eng.1NZ-FE 11/05-12/14 | | | | | | | | | | | | | | | | | | | | |
| 19-7730 | | | F | | | | | | | 40 | 75 | | | | | | | | 38,9 | +ABS |
| 19-7886 | | | R | | | | | | | | | 135 | | | | | | | 99,5 | +ABS |
| 1.8 VVTi (ZSP90_) (98 kW) Eng.2ZR-FE 1/07-12/11 | | | | | | | | | | | | | | | | | | | | |
| 19-7730 | | -06/10 | F | | | | | | | 40 | 75 | | | | | | | | 38,9 | |
| 19-7886 | | -06/10 | R | | | | | | | | | 135 | | | | | | | 99,5 | +ABS |
| Yaris II/ Vios Sedan (_P9_)/ Belta 8/05-1/70 | | | | | | | | | | | | | | | | | | | | |
| 1.0 (KSP90_) (52 kW) Eng.1KR-FE 9/05-10/13 | | | | | | | | | | | | | | | | | | | | |
| 19-7730 | | | F | | | | | | | 40 | 75 | | | | | | | | 38,9 | +ABS |
| 19-7886 | | | R | | | | | | | | | 135 | | | | | | | 99,5 | |
| 1.3 (NCP92_, SCP92_) (64 kW) Eng.2NZ-FE, 2SZ-FE 9/05-10/13 | | | | | | | | | | | | | | | | | | | | |
| 19-7730 | | | F | | | | | | | 40 | 75 | | | | | | | | 38,9 | +ABS |
| 19-7886 | | | R | | | | | | | | | 135 | | | | | | | 99,5 | +ABS |
| 1.3 (NCP92_) (63 kW) Eng.2NZ-FE 1/06-4/13 | | | | | | | | | | | | | | | | | | | | |
| 19-7730 | | | F | | | | | | | 40 | 75 | | | | | | | | 38,9 | +ABS |
| 19-7886 | | | R | | | | | | | | | 135 | | | | | | | 99,5 | +ABS |
| 1.3 4WD (NCP92_) (64 kW) Eng.2NZ-FE 9/05-4/13 | | | | | | | | | | | | | | | | | | | | |
| 19-7730 | | | F | | | | | | | 40 | 75 | | | | | | | | 38,9 | +ABS |
| 19-7886 | | | R | | | | | | | | | 135 | | | | | | | 99,5 | +ABS |
| 1.5 (NCP93) (80 kW) Eng.1NZ-FE 8/07-12/13 | | | | | | | | | | | | | | | | | | | | |
| 19-7730 | | | F | | | | | | | 40 | 75 | | | | | | | | 38,9 | +ABS |

TOYOTA

| METELLI ref | Spare Parts | | F/R | L/R | | ABS | A | B | C | D | E | F | G | H | I | L | M | Fig | NOTE |
|---|-------------|--|-----|-----|--|-----|---|---|----|----|-----|---|---|---|---|------|---|-----|------|
| 19-7886 | | | R | | | | | | | | 135 | | | | | 99,5 | | | +ABS |
| Yaris III (_P13_)/ Vitz 12/10-1/70 | | | | | | | | | | | | | | | | | | | |
| 1.0 (KSP130_) (51 kW) Eng.1KR-FE 12/10-1/70 | | | | | | | | | | | | | | | | | | | |
| 19-7730 | | | F | | | | | | 40 | 75 | | | | | | 38,9 | | | |
| 19-7886 | | | R | | | | | | | | 135 | | | | | 99,5 | | | +ABS |
| 1.0 (KSP130) (53 kW) Eng.1KR-FE 6/18-1/70 | | | | | | | | | | | | | | | | | | | |
| 19-7730 | | | F | | | | | | 40 | 75 | | | | | | 38,9 | | | +ABS |
| 19-7886 | | | R | | | | | | | | 135 | | | | | 99,5 | | | |
| 1.3 (NCP130_) (63 kW) Eng.2NZ-FE 12/11-1/70 | | | | | | | | | | | | | | | | | | | |
| 19-7730 | | | F | | | | | | 40 | 75 | | | | | | 38,9 | | | +ABS |
| 19-7886 | | | R | | | | | | | | 135 | | | | | 99,5 | | | +ABS |
| 1.3 (NSP130_) (70 kW) Eng.1NR-FE 12/10-1/70 | | | | | | | | | | | | | | | | | | | |
| 19-7886 | | | R | | | | | | | | 135 | | | | | 99,5 | | | +ABS |
| 1.3 (NSP130_) (73 kW) Eng.1NR-FE, 1NR-FKE 9/11-1/70 | | | | | | | | | | | | | | | | | | | |
| 19-7730 | | | F | | | | | | 40 | 75 | | | | | | 38,9 | | | |
| 19-7886 | | | R | | | | | | | | 135 | | | | | 99,5 | | | +ABS |
| 1.3 4WD (NSP135_) (70 kW) Eng.1NR-FE 12/10-1/70 | | | | | | | | | | | | | | | | | | | |
| 19-7730 | | | F | | | | | | 40 | 75 | | | | | | 38,9 | | | +ABS |
| 1.4 D (NLP130_) (66 kW) Eng.1ND-TV 9/11-1/70 | | | | | | | | | | | | | | | | | | | |
| 19-7730 | | | F | | | | | | 40 | 75 | | | | | | 38,9 | | | |
| 19-7886 | | | R | | | | | | | | 135 | | | | | 99,5 | | | +ABS |
| 1.5 (NCP131_) (80 kW) Eng.1NZ-FE 12/10-1/70 | | | | | | | | | | | | | | | | | | | |
| 19-7730 | | | F | | | | | | 40 | 75 | | | | | | 38,9 | | | |
| 19-7886 | | | R | | | | | | | | 135 | | | | | 99,5 | | | +ABS |
| 1.5 (NSP131_) (82 kW) Eng.2NR-FKE 3/17-1/70 | | | | | | | | | | | | | | | | | | | |
| 19-7730 | | | F | | | | | | 40 | 75 | | | | | | 38,9 | | | |
| 19-7886 | | | R | | | | | | | | 135 | | | | | 99,5 | | | +ABS |

TOYOTA

| METELLI ref | Spare Parts | | F/R | L/R | | | ABS | A | B | C | D | E | F | G | H | I | L | M | Fig | NOTE |
|--|-------------|--------|-----|-----|--|--|-----|---|---|----|----|---|---|---|---|---|---|---|------|------|
| 1.5 Hybrid (NHP130_) (54 kW) Eng.1NZ-FXE 4/15-1/70 | | | | | | | | | | | | | | | | | | | | |
| 19-7730 | | | F | | | | | | | 40 | 75 | | | | | | | | 38,9 | |
| 1.5 Hybrid (NHP130_) (55 kW) Eng.1NZ-FXE 3/12-1/70 | | | | | | | | | | | | | | | | | | | | |
| 19-7730 | | 04/12- | F | | | | | | | 40 | 75 | | | | | | | | 38,9 | |

TOYOTA HCV

Dyna 100 I Platform/Chassis (YH_) 8/85-4/95

1.8 (YH81_) (58 kW) Eng.2Y 8/85-4/95

| | | | | | | | | | | | | | | | | | | | | |
|--|--|--|---|--|--|--|--|--|--|-------|-------|--|--|--|--|--|--|--|-------|--|
| 19-7001 | | | F | | | | | | | 21,43 | 65,09 | | | | | | | | 18,29 | |
| 1.8 (YH81_) (61 kW) Eng.2Y 8/87-4/95 | | | | | | | | | | | | | | | | | | | | |
| 19-7001 | | | F | | | | | | | 21,43 | 65,09 | | | | | | | | 18,29 | |

Dyna 100 II Platform/Chassis (LY1_, YY1_) 5/95-7/01

2.4 D (LY100_) (54 kW) Eng.2L 5/95-7/01

| | | | | | | | | | | | | | | | | | | | | |
|---|--|--|---|--|--|--|--|--|--|-------|-------|--|--|--|--|--|--|--|-------|--|
| 19-7001 | | | F | | | | | | | 21,43 | 65,09 | | | | | | | | 18,29 | |
| 2.4 D (LY100_) (58 kW) Eng.2L 5/95-7/01 | | | | | | | | | | | | | | | | | | | | |
| 19-7001 | | | F | | | | | | | 21,43 | 65,09 | | | | | | | | 18,29 | |

Dyna II Platform/Chassis (LH8_) 8/85-5/95

2.4 D (LH80_, LY50_, LY60_) (61 kW) Eng.2L 8/85-5/95

| | | | | | | | | | | | | | | | | | | | | |
|---------|--|--|---|--|--|--|--|--|--|-------|-------|--|--|--|--|--|--|--|-------|--|
| 19-7001 | | | F | | | | | | | 21,43 | 65,09 | | | | | | | | 18,29 | |
|---------|--|--|---|--|--|--|--|--|--|-------|-------|--|--|--|--|--|--|--|-------|--|

TOYOTA LCV

Auris I Van (_E15_) 3/07-9/12

1.4 D-4D (NDE150) (66 kW) Eng.1ND-TV 3/07-9/12

| | | | | | | | | | | | | | | | | | | | | |
|---------|--|--|---|--|--|--|--|--|--|--|--|-------|--|--|--|--|--|--|------|--|
| 19-7732 | | | F | | | | | | | | | 138,9 | | | | | | | 76,5 | |
| 19-7888 | | | R | | | | | | | | | 151,9 | | | | | | | | |

TOYOTA LCV

| METELLI ref | Spare Parts | F/R | L/R | ABS | A | B | C | D | E | F | G | H | I | L | M | Fig | NOTE |
|--|-------------|-----|-----|-----|---|---|-------|-------|-------|---|---|---|---|-------|---|-----|------|
| Auris II Van (_E18_) 3/13-1/70 | | | | | | | | | | | | | | | | | |
| 1.4 D-4D (NDE180_) (66 kW) Eng.1ND-TV 3/13-12/18 | | | | | | | | | | | | | | | | | |
| 19-7732 | | F | | | | | | | 138,9 | | | | | 76,5 | | | |
| 19-7888 | | R | | | | | | | 151,9 | | | | | | | | |
| Aygo Van (_B1_) 7/05-5/14 | | | | | | | | | | | | | | | | | |
| 1.0 VVTi (KGB10) (50 kW) Eng.1KR-FE 7/05-5/14 | | | | | | | | | | | | | | | | | |
| 19-2908 | | R | | | | | | | 135 | | | | | 89,6 | | | |
| Hiace I Van (RH1_, LH3_, RH3_, RH2_, LH2_, L 2/77-3/83 | | | | | | | | | | | | | | | | | |
| 1.6 (RH20-30) (49 kW) Eng.12R 2/77-3/83 | | | | | | | | | | | | | | | | | |
| 19-7001 | | F | | | | | 21,43 | 65,09 | | | | | | 18,29 | | | |
| 2.0 (RH25-32) (65 kW) Eng.18R 2/77-3/83 | | | | | | | | | | | | | | | | | |
| 19-7001 | | F | | | | | 21,43 | 65,09 | | | | | | 18,29 | | | |
| 2.2 D (LH20-30) (46 kW) Eng.L 1/79-3/83 | | | | | | | | | | | | | | | | | |
| 19-7001 | | F | | | | | 21,43 | 65,09 | | | | | | 18,29 | | | |
| Hiace I Wagon (LH1_, RH1_, LH3_, RH3_, LH2_, RH2_) 2/77-11/82 | | | | | | | | | | | | | | | | | |
| 1.6 (RH20_, RH30_) (49 kW) Eng.12R 2/77-11/82 | | | | | | | | | | | | | | | | | |
| 19-7001 | | F | | | | | 21,43 | 65,09 | | | | | | 18,29 | | | |
| 2.2 D (LH20_, LH30_) (49 kW) Eng.L 9/79-10/82 | | | | | | | | | | | | | | | | | |
| 19-7001 | | F | | | | | 21,43 | 65,09 | | | | | | 18,29 | | | |
| Hiace II Van (LH5_, YH7_, LH7_, LH6_, YH6_, 12/82-12/89 | | | | | | | | | | | | | | | | | |
| 1.8 (YN5_, YH50_, YH60_) (58 kW) Eng.2Y 12/82-7/89 | | | | | | | | | | | | | | | | | |
| 19-7001 | | F | | | | | 21,43 | 65,09 | | | | | | 18,29 | | | |
| 2.0 (YH6_, YN5) (65 kW) Eng.3Y 12/82-8/89 | | | | | | | | | | | | | | | | | |
| 19-7001 | | F | | | | | 21,43 | 65,09 | | | | | | 18,29 | | | |

TOYOTA LCV

| METELLI ref | Spare Parts | F/R | L/R | ABS | A | B | C | D | E | F | G | H | I | L | M | Fig | NOTE |
|--|-------------|-----|-----|-----|---|---|-------|-------|---|---|---|---|---|-------|---|-----|------|
| 2.2 (YH5_, YN6_) (69 kW) Eng.4Y 9/87-8/89 | | | | | | | | | | | | | | | | | |
| 19-7001 | | F | | | | | 21,43 | 65,09 | | | | | | 18,29 | | | |
| 2.2 4WD (69 kW) Eng.4Y 8/87-8/89 | | | | | | | | | | | | | | | | | |
| 19-7001 | | F | | | | | 21,43 | 65,09 | | | | | | 18,29 | | | |
| 2.2 D (LH7_, LH5_, LH3_, LH50_, LH60_) (49 kW) Eng.L 12/82-11/89 | | | | | | | | | | | | | | | | | |
| 19-7001 | | F | | | | | 21,43 | 65,09 | | | | | | 18,29 | | | |
| 2.4 D (LH7_, LH6_, LH5_) (55 kW) Eng.2L 12/82-11/89 | | | | | | | | | | | | | | | | | |
| 19-7001 | | F | | | | | 21,43 | 65,09 | | | | | | 18,29 | | | |
| 2.4 D 4WD (LH56_, LH66_) (55 kW) Eng.2L 4/84-7/89 | | | | | | | | | | | | | | | | | |
| 19-7001 | | F | | | | | 21,43 | 65,09 | | | | | | 18,29 | | | |
| Hiace II Wagon (LH7_, LH5_, LH6_, YH7_, YH6_, YH5_ 12/82-11/89 | | | | | | | | | | | | | | | | | |
| 1.8 (H5G) (58 kW) Eng.2Y 3/83-7/89 | | | | | | | | | | | | | | | | | |
| 19-7001 | | F | | | | | 21,43 | 65,09 | | | | | | 18,29 | | | |
| 2.0 (YH51_, YH61_) (65 kW) Eng.3Y 1/85-8/89 | | | | | | | | | | | | | | | | | |
| 19-7001 | | F | | | | | 21,43 | 65,09 | | | | | | 18,29 | | | |
| 2.2 D (H5G) (49 kW) Eng.L 12/82-11/89 | | | | | | | | | | | | | | | | | |
| 19-7001 | | F | | | | | 21,43 | 65,09 | | | | | | 18,29 | | | |
| 2.4 D (H5G) (55 kW) Eng.2L 4/84-8/89 | | | | | | | | | | | | | | | | | |
| 19-7001 | | F | | | | | 21,43 | 65,09 | | | | | | 18,29 | | | |
| 2.4 D 4WD (H5F) (54 kW) Eng.2L 1/87-8/89 | | | | | | | | | | | | | | | | | |
| 19-7001 | | F | | | | | 21,43 | 65,09 | | | | | | 18,29 | | | |
| Hiace III Van (YH7_, LH6_, LH7_, LH5_, YH5_, 1/89-8/04 | | | | | | | | | | | | | | | | | |
| 2.0 (RCH102_, RCH112_) (74 kW) Eng.1RZ 2/90-8/04 | | | | | | | | | | | | | | | | | |
| 19-7001 | | F | | | | | 21,43 | 65,09 | | | | | | 18,29 | | | |
| 2.4 (RZH10) (88 kW) Eng.2RZ-E 8/89-8/95 | | | | | | | | | | | | | | | | | |
| 19-7001 | | F | | | | | 21,43 | 65,09 | | | | | | 18,29 | | | |

TOYOTA LCV

| METELLI ref | Spare Parts | F/R | L/R | ABS | A | B | C | D | E | F | G | H | I | L | M | Fig | NOTE |
|--|-------------|-----|-----|-----|---|---|-------|-------|---|---|---|---|---|-------|---|-----|------|
| 2.4 D (53 kW) Eng.2L 1/92-8/95 | | | | | | | | | | | | | | | | | |
| 19-7001 | | F | | | | | 21,43 | 65,09 | | | | | | 18,29 | | | |
| 2.4 D (LH10_, LH11_) (55 kW) Eng.2L 8/89-8/04 | | | | | | | | | | | | | | | | | |
| 19-7001 | | F | | | | | 21,43 | 65,09 | | | | | | 18,29 | | | |
| 2.4 D (LN10, LH11) (57 kW) Eng.2L 9/89-8/95 | | | | | | | | | | | | | | | | | |
| 19-7001 | | F | | | | | 21,43 | 65,09 | | | | | | 18,29 | | | |
| 2.8 D (LH105, LH103, LH113) (61 kW) Eng.3L 8/89-8/00 | | | | | | | | | | | | | | | | | |
| 19-7001 | | F | | | | | 21,43 | 65,09 | | | | | | 18,29 | | | |
| Hiace III Wagon (_H1_) 8/87-12/04 | | | | | | | | | | | | | | | | | |
| 2.0 (RZH102, RZH112) (74 kW) Eng.1RZ 8/89-4/98 | | | | | | | | | | | | | | | | | |
| 19-7001 | | F | | | | | 21,43 | 65,09 | | | | | | 18,29 | | | |
| 2.4 (RZH103) (85 kW) Eng.2RZ-E 8/95-12/04 | | | | | | | | | | | | | | | | | |
| 19-7001 | | F | | | | | 21,43 | 65,09 | | | | | | 18,29 | | | |
| 2.4 (RZH103) (88 kW) Eng.2RZ-E 8/89-8/03 | | | | | | | | | | | | | | | | | |
| 19-7001 | | F | | | | | 21,43 | 65,09 | | | | | | 18,29 | | | |
| 2.4 D (LH102) (55 kW) Eng.2L 8/89-8/95 | | | | | | | | | | | | | | | | | |
| 19-7001 | | F | | | | | 21,43 | 65,09 | | | | | | 18,29 | | | |
| 2.4 D (LH5_, LH6_, LH7_, LH10_, LH11_) (57 kW) Eng.2L 8/89-12/04 | | | | | | | | | | | | | | | | | |
| 19-7001 | | F | | | | | 21,43 | 65,09 | | | | | | 18,29 | | | |
| 2.4 D 4WD (LH100, LH102, LH110, LH140) (57 kW) Eng.2L 9/89-8/95 | | | | | | | | | | | | | | | | | |
| 19-7001 | | F | | | | | 21,43 | 65,09 | | | | | | 18,29 | | | |
| 2.8 D (LH12_) (61 kW) Eng.3L 8/89-8/00 | | | | | | | | | | | | | | | | | |
| 19-7001 | | F | | | | | 21,43 | 65,09 | | | | | | 18,29 | | | |
| Hiace IV Bus (_H1_, _H2_) 8/95-1/70 | | | | | | | | | | | | | | | | | |
| 2.4 (RCH12_, RCH22_) (85 kW) Eng.2RZ-E 8/95-4/98 | | | | | | | | | | | | | | | | | |
| 19-7001 | | F | | | | | 21,43 | 65,09 | | | | | | 18,29 | | | |

TOYOTA LCV

| METELLI ref | Spare Parts | | F/R | L/R | | | ABS | A | B | C | D | E | F | G | H | I | L | M | Fig | NOTE |
|---|-------------|--------|-----|-----|--|--|-----|---|---|-------|-------|---|---|---|---|---|-------|---|-----|------|
| 2.4 D (61 kW) Eng.2L 8/95-8/01 | | | | | | | | | | | | | | | | | | | | |
| 19-7001 | | | F | | | | | | | 21,43 | 65,09 | | | | | | 18,29 | | | |
| 2.4 D (LXH12_, LXH22_) (58 kW) Eng.2L 8/95-8/01 | | | | | | | | | | | | | | | | | | | | |
| 19-7001 | | | F | | | | | | | 21,43 | 65,09 | | | | | | 18,29 | | | |
| 2.4 D (LXH12_) (55 kW) Eng.2L 8/95-8/01 | | | | | | | | | | | | | | | | | | | | |
| 19-7001 | | | F | | | | | | | 21,43 | 65,09 | | | | | | 18,29 | | | |
| 2.4 TD (LXH12_, LXH22_) (66 kW) Eng.2L-T (08.95-.) 8/95-8/01 | | | | | | | | | | | | | | | | | | | | |
| 19-7001 | | | F | | | | | | | 21,43 | 65,09 | | | | | | 18,29 | | | |
| 2.5 D-4D (KLH12_, KLH22_) (70 kW) Eng.2KD-FTV 9/06-12/12 | | | | | | | | | | | | | | | | | | | | |
| 19-7001 | | -11/11 | F | | | | | | | 21,43 | 65,09 | | | | | | 18,29 | | | |
| 2.5 D-4D (KLH12_, KLH22_) (75 kW) Eng.2KD-FTV 8/01-8/06 | | | | | | | | | | | | | | | | | | | | |
| 19-7001 | | | F | | | | | | | 21,43 | 65,09 | | | | | | 18,29 | | | |
| 2.5 D-4D (KLH12_, KLH22_) (86 kW) Eng.2KD-FTV 8/06-12/12 | | | | | | | | | | | | | | | | | | | | |
| 19-7001 | | -11/11 | F | | | | | | | 21,43 | 65,09 | | | | | | 18,29 | | | |
| 2.5 D-4D (KLH12_) (65 kW) Eng.2KD-FTV 8/01-8/06 | | | | | | | | | | | | | | | | | | | | |
| 19-7001 | | | F | | | | | | | 21,43 | 65,09 | | | | | | 18,29 | | | |
| 2.7 (RCH13_, RCH23_) (105 kW) Eng.3RZ-FE 4/98-11/01 | | | | | | | | | | | | | | | | | | | | |
| 19-7001 | | | F | | | | | | | 21,43 | 65,09 | | | | | | 18,29 | | | |
| 2.7 (RCH13_, RCH23_) (106 kW) Eng.3RZ-FE 7/98-12/06 | | | | | | | | | | | | | | | | | | | | |
| 19-7001 | | -05/06 | F | | | | | | | 21,43 | 65,09 | | | | | | 18,29 | | | |
| Hiace IV Van (LXH1_, RZH1_, LH1_) 8/95-1/70 | | | | | | | | | | | | | | | | | | | | |
| 2.4 (RCH12_, RCH22_) (85 kW) Eng.2RZ-E 8/95-11/03 | | | | | | | | | | | | | | | | | | | | |
| 19-7001 | | | F | | | | | | | 21,43 | 65,09 | | | | | | 18,29 | | | |
| 2.4 D (LXH12_, LXH22_) (55 kW) Eng.2L 8/95-8/01 | | | | | | | | | | | | | | | | | | | | |
| 19-7001 | | | F | | | | | | | 21,43 | 65,09 | | | | | | 18,29 | | | |
| 2.4 D (LXH12_, LXH22_) (58 kW) Eng.2L 8/95-8/01 | | | | | | | | | | | | | | | | | | | | |
| 19-7001 | | | F | | | | | | | 21,43 | 65,09 | | | | | | 18,29 | | | |

TOYOTA LCV

| METELLI ref | Spare Parts | | F/R | L/R | | | ABS | A | B | C | D | E | F | G | H | I | L | M | Fig | NOTE |
|--|-------------|--------|-----|-----|--|--|-----|---|---|-------|-------|---|---|---|---|------|------|-------|-----|------|
| 2.4 D (LXH12_, LXH22_) (61 kW) Eng.2L 8/95-8/01 | | | | | | | | | | | | | | | | | | | | |
| 19-7001 | | | F | | | | | | | 21,43 | 65,09 | | | | | | | 18,29 | | |
| 2.4 i (RZH10) (88 kW) Eng.2RZ-E 8/95-8/04 | | | | | | | | | | | | | | | | | | | | |
| 19-7001 | | | F | | | | | | | 21,43 | 65,09 | | | | | | | 18,29 | | |
| 2.4 TD (LXH12_, LXH22_) (66 kW) Eng.2L-T (08.95-.) 8/95-8/01 | | | | | | | | | | | | | | | | | | | | |
| 19-7001 | | | F | | | | | | | 21,43 | 65,09 | | | | | | | 18,29 | | |
| 2.5 D-4D (KLH12_, KLH22_) (65 kW) Eng.2KD-FTV 8/01-8/06 | | | | | | | | | | | | | | | | | | | | |
| 19-7001 | | | F | | | | | | | 21,43 | 65,09 | | | | | | | 18,29 | | |
| 2.5 D-4D (KLH12_, KLH22_) (70 kW) Eng.2KD-FTV 9/06-12/12 | | | | | | | | | | | | | | | | | | | | |
| 19-7001 | | -11/11 | F | | | | | | | 21,43 | 65,09 | | | | | | | 18,29 | | |
| 2.5 D-4D (KLH12_, KLH22_) (75 kW) Eng.2KD-FTV 8/01-8/06 | | | | | | | | | | | | | | | | | | | | |
| 19-7001 | | | F | | | | | | | 21,43 | 65,09 | | | | | | | 18,29 | | |
| 2.5 D-4D (KLH12_, KLH22_) (86 kW) Eng.2KD-FTV 9/06-12/12 | | | | | | | | | | | | | | | | | | | | |
| 19-7001 | | -11/11 | F | | | | | | | 21,43 | 65,09 | | | | | | | 18,29 | | |
| 2.7 (RCH13_, RCH23_) (105 kW) Eng.3RZ-FE 4/98-6/05 | | | | | | | | | | | | | | | | | | | | |
| 19-7001 | | | F | | | | | | | 21,43 | 65,09 | | | | | | | 18,29 | | |
| Hilux V Pick-up (_N_, KZN1_, VZN1_)/ Tacoma 1/88-1/70 | | | | | | | | | | | | | | | | | | | | |
| 1.8 (YN5_, YN8_, YN85) (61 kW) Eng.2Y 9/88-6/98 | | | | | | | | | | | | | | | | | | | | |
| 19-7001 | | -01/94 | F | | | | | | | 21,43 | 65,09 | | | | | | | 18,29 | | |
| 2.4 D (LN5_, LN85_, LN90_, LN14_, LN15_) (59 kW) Eng.2L 10/91-7/97 | | | | | | | | | | | | | | | | | | | | |
| 19-7001 | | | F | | | | | | | 21,43 | 65,09 | | | | | | | 18,29 | | |
| 2.4 D 4WD (LN1_) (61 kW) Eng.2L 9/88-8/97 | | | | | | | | | | | | | | | | | | | | |
| 19-7112 | | | F | | | | | | | 45,2 | 82 | | | | | 21,5 | 21,5 | | | |
| 2.4 D 4WD (LN110_) (58 kW) Eng.2L 1/94-12/97 | | | | | | | | | | | | | | | | | | | | |
| 19-7001 | | 09/97- | F | | | | | | | 21,43 | 65,09 | | | | | | | 18,29 | | |

TOYOTA LCV

| METELLI ref | Spare Parts | F/R | L/R | ABS | A | B | C | D | E | F | G | H | I | L | M | Fig | NOTE |
|--|-------------|-----|-----|-----|---|---|-------|-------|-----|---|---|---|---|-------|---|-----|------------|
| Hilux VI Pick-up (_N1_)/ Tacoma 6/97-10/05 | | | | | | | | | | | | | | | | | |
| 2.4 (107 kW) Eng.2RZ-FE 8/97-7/05 | | | | | | | | | | | | | | | | | |
| 19-7001 | | F | | | | | 21,43 | 65,09 | | | | | | 18,29 | | | |
| 2.4 4WD (107 kW) Eng.2RZ-FE 8/00-7/05 | | | | | | | | | | | | | | | | | |
| 19-7001 | | F | | | | | 21,43 | 65,09 | | | | | | 18,29 | | | |
| 2.4 D (58 kW) Eng.2L 8/97-7/05 | | | | | | | | | | | | | | | | | |
| 19-7001 | | F | | | | | 21,43 | 65,09 | | | | | | 18,29 | | | |
| 2.4 D (LN145, LN150) (61 kW) Eng.2L 8/97-8/01 | | | | | | | | | | | | | | | | | |
| 19-7001 | | F | | | | | 21,43 | 65,09 | | | | | | 18,29 | | | |
| 2.4 D (LN150, LN145) (55 kW) Eng.2L 8/97-4/05 | | | | | | | | | | | | | | | | | |
| 19-7001 | -08/01 | F | | | | | 21,43 | 65,09 | | | | | | 18,29 | | | |
| 2.5 D-4D (KDN14_, KDN15_, KDN16_, KDN19_) (65 kW) Eng.2KD-FTV 11/01-7/05 | | | | | | | | | | | | | | | | | |
| 19-7001 | | F | | | | | 21,43 | 65,09 | | | | | | 18,29 | | | |
| Liteace II Van (KM2_) 10/79-10/86 | | | | | | | | | | | | | | | | | |
| 1.3 (KM20) (42 kW) Eng.4K, 4K-C 10/79-10/86 | | | | | | | | | | | | | | | | | |
| 19-7539 | -01/85 | R | | | | | 35 | 72 | | | | | | 26 | | | |
| Proace I Box body / Van / SW Van (MDX_) 6/13-3/16 | | | | | | | | | | | | | | | | | |
| 1.6 D (MDX9_) (66 kW) Eng.3WZ-TV (DV6UC) 6/13-3/16 | | | | | | | | | | | | | | | | | |
| 19-2803 | | F | | | | | 45 | 86 | | | | | | 44 | | | |
| 19-2990 | | R | | | | | | | 128 | | | | | 146 | | | Brake disc |
| 2.0 D (MDX3_) (94 kW) Eng.4WZ-FTV (DW10CD) 6/13-3/16 | | | | | | | | | | | | | | | | | |
| 19-2803 | | F | | | | | 45 | 86 | | | | | | 44 | | | |
| 19-2990 | | R | | | | | | | 128 | | | | | 146 | | | Brake disc |
| 2.0 D (MDX6_) (120 kW) Eng.4WZ-FHV (DW10CTED4) 6/13-3/16 | | | | | | | | | | | | | | | | | |
| 19-2803 | | F | | | | | 45 | 86 | | | | | | 44 | | | |
| 19-2990 | | R | | | | | | | 128 | | | | | 146 | | | Brake disc |

TOYOTA LCV

| METELLI ref | Spare Parts | F/R | L/R | ABS | A | B | C | D | E | F | G | H | I | L | M | Fig | NOTE |
|--|-------------|-----|-----|-----|---|----|----|----|-----|---|---|---|---|----|---|-----|------|
| 2.0 D 4WD (MDX4_) (94 kW) Eng.4WZ-FTV (DW10CD) 6/13-3/16 | | | | | | | | | | | | | | | | | |
| 19-2803 | | F | | | | | 45 | 86 | | | | | | 44 | | | |
| Proace II Bus (MPY_) 2/16-1/70 | | | | | | | | | | | | | | | | | |
| 1.5 D-4D (75 kW) Eng.5WZ-TV (DV5RUCd) 8/18-1/70 | | | | | | | | | | | | | | | | | |
| 19-2803 | | F | | | | | 45 | 86 | | | | | | 44 | | | |
| 1.5 D-4D (88 kW) Eng.5WZ-HV (DV5RUC) 8/18-1/70 | | | | | | | | | | | | | | | | | |
| 19-2803 | | F | | | | | 45 | 86 | | | | | | 44 | | | |
| 19-8188 | | R | | | | 28 | | | 128 | | | | | | | | |
| 1.6 D (MPY2_) (85 kW) Eng.3WZ-HV (DV6FCU) 2/16-1/70 | | | | | | | | | | | | | | | | | |
| 19-2803 | | F | | | | | 45 | 86 | | | | | | 44 | | | |
| 19-8188 | | R | | | | 28 | | | 128 | | | | | | | | |
| 1.6 D (MPY9_) (70 kW) Eng.3WZ-TV (DV6FDU) 2/16-1/70 | | | | | | | | | | | | | | | | | |
| 19-2803 | | F | | | | | 45 | 86 | | | | | | 44 | | | |
| 19-8188 | | R | | | | 28 | | | 128 | | | | | | | | |
| 2.0 D (MPY4_) (110 kW) Eng.4WZ-FTV (DW10FD), 4WZ-FTV (DW10FDU) 2/16-1/70 | | | | | | | | | | | | | | | | | |
| 19-2803 | | F | | | | | 45 | 86 | | | | | | 44 | | | |
| 19-8188 | | R | | | | 28 | | | 128 | | | | | | | | |
| 2.0 D (MPY6_) (130 kW) Eng.4WZ-FHV (DW10FC), 4WZ-FHV (DW10FDCU) 2/16-1/70 | | | | | | | | | | | | | | | | | |
| 19-2803 | | F | | | | | 45 | 86 | | | | | | 44 | | | |
| 19-8188 | | R | | | | 28 | | | 128 | | | | | | | | |
| Proace II Platform/Chassis (MDZ_) 2/16-1/70 | | | | | | | | | | | | | | | | | |
| 2.0 D (90 kW) Eng.4WZ-FTV (DW10FE), 4WZ-FTV (DW10FEU) 2/16-1/70 | | | | | | | | | | | | | | | | | |
| 19-2803 | | F | | | | | 45 | 86 | | | | | | 44 | | | |
| 2.0 D (MDZ4_) (110 kW) Eng.4WZ-FTV (DW10FD), 4WZ-FTV (DW10FDU) 2/16-1/70 | | | | | | | | | | | | | | | | | |
| 19-2803 | | F | | | | | 45 | 86 | | | | | | 44 | | | |

TOYOTA LCV

| METELLI ref | Spare Parts | F/R | L/R | ABS | A | B | C | D | E | F | G | H | I | L | M | Fig | NOTE |
|---|-------------|-----|-----|-----|---|----|----|----|-----|---|---|---|---|----|---|-----|------|
| Proace II Van (MDZ_) 2/16-1/70 | | | | | | | | | | | | | | | | | |
| 1.5 D (75 kW) Eng.5WZ-TV (DV5RUCd) 5/19-1/70 | | | | | | | | | | | | | | | | | |
| 19-2803 | | F | | | | | 45 | 86 | | | | | | 44 | | | |
| 19-8188 | | R | | | | 28 | | | 128 | | | | | | | | |
| 1.5 D (88 kW) Eng.5WZ-HV (DV5RUC) 5/19-1/70 | | | | | | | | | | | | | | | | | |
| 19-2803 | | F | | | | | 45 | 86 | | | | | | 44 | | | |
| 19-8188 | | R | | | | 28 | | | 128 | | | | | | | | |
| 1.6 D (MDZ2_) (85 kW) Eng.3WZ-HV (DV6FCU) 2/16-1/70 | | | | | | | | | | | | | | | | | |
| 19-2803 | | F | | | | | 45 | 86 | | | | | | 44 | | | |
| 19-8188 | | R | | | | 28 | | | 128 | | | | | | | | |
| 1.6 D (MDZ9_) (70 kW) Eng.3WZ-TV (DV6FDU) 2/16-1/70 | | | | | | | | | | | | | | | | | |
| 19-2803 | | F | | | | | 45 | 86 | | | | | | 44 | | | |
| 19-8188 | | R | | | | 28 | | | 128 | | | | | | | | |
| 2.0 D (MDZ3_) (90 kW) Eng.4WZ-FTV (DW10FE), 4WZ-FTV (DW10FEU) 2/16-1/70 | | | | | | | | | | | | | | | | | |
| 19-2803 | | F | | | | | 45 | 86 | | | | | | 44 | | | |
| 19-8188 | | R | | | | 28 | | | 128 | | | | | | | | |
| 2.0 D (MDZ4_) (110 kW) Eng.4WZ-FTV (DW10FD), 4WZ-FTV (DW10FDU) 2/16-1/70 | | | | | | | | | | | | | | | | | |
| 19-2803 | | F | | | | | 45 | 86 | | | | | | 44 | | | |
| 19-8188 | | R | | | | 28 | | | 128 | | | | | | | | |
| 2.0 D (MDZ6_) (130 kW) Eng.4WZ-FHV (DW10FC), 4WZ-FHV (DW10FDCU) 2/16-1/70 | | | | | | | | | | | | | | | | | |
| 19-2803 | | F | | | | | 45 | 86 | | | | | | 44 | | | |
| 19-8188 | | R | | | | 28 | | | 128 | | | | | | | | |
| 2.0 D 4x4 (MDZ4_) (110 kW) Eng.4WZ-FTV (DW10FD), 4WZ-FTV (DW10FDU) 4/18-1/70 | | | | | | | | | | | | | | | | | |
| 19-2803 | | F | | | | | 45 | 86 | | | | | | 44 | | | |
| 19-8188 | | R | | | | 28 | | | 128 | | | | | | | | |

TOYOTA LCV

| METELLI ref | Spare Parts | F/R | L/R | ABS | A | B | C | D | E | F | G | H | I | L | M | Fig | NOTE |
|---|-------------|-----|-----|-----|---|---|----|----|-----|---|---|---|---|---|---|------|------|
| Proace II Verso Bus (MPY_) 2/16-1/70 | | | | | | | | | | | | | | | | | |
| 1.5 D (75 kW) Eng.5WZ-TV (DV5RUCd) 6/18-1/70 | | | | | | | | | | | | | | | | | |
| 19-2803 | | F | | | | | 45 | 86 | | | | | | | | 44 | |
| 1.5 D (88 kW) Eng.5WZ-HV (DV5RUC) 6/18-1/70 | | | | | | | | | | | | | | | | | |
| 19-2803 | | F | | | | | 45 | 86 | | | | | | | | 44 | |
| 1.6 D (MPY2_) (85 kW) Eng.3WZ-HV (DV6FCU) 2/16-1/70 | | | | | | | | | | | | | | | | | |
| 19-2803 | | F | | | | | 45 | 86 | | | | | | | | 44 | |
| 1.6 D (MPY9_) (70 kW) Eng.3WZ-TV (DV6FDU) 2/16-1/70 | | | | | | | | | | | | | | | | | |
| 19-2803 | | F | | | | | 45 | 86 | | | | | | | | 44 | |
| 2.0 D (MPY4_) (110 kW) Eng.4WZ-FTV (DW10FD), 4WZ-FTV (DW10FDU) 2/16-1/70 | | | | | | | | | | | | | | | | | |
| 19-2803 | | F | | | | | 45 | 86 | | | | | | | | 44 | |
| 2.0 D (MPY6_) (130 kW) Eng.4WZ-FHV (DW10FC), 4WZ-FHV (DW10FDCU) 2/16-1/70 | | | | | | | | | | | | | | | | | |
| 19-2803 | | F | | | | | 45 | 86 | | | | | | | | 44 | |
| 2.0 D 4x4 (MPY4_) (110 kW) Eng.4WZ-FTV (DW10FD), 4WZ-FTV (DW10FDU) 4/18-1/70 | | | | | | | | | | | | | | | | | |
| 19-2803 | | F | | | | | 45 | 86 | | | | | | | | 44 | |
| Yaris Van (_P13_) 10/12-1/70 | | | | | | | | | | | | | | | | | |
| 1.0 VVTi (KSP130) (51 kW) Eng.1KR-FE 7/14-1/70 | | | | | | | | | | | | | | | | | |
| 19-7730 | | F | | | | | 40 | 75 | | | | | | | | 38,9 | +ABS |
| 19-7886 | | R | | | | | | | 135 | | | | | | | 99,5 | +ABS |
| 1.0 VVTi (KSP130) (53 kW) Eng.1KR-FE 6/18-1/70 | | | | | | | | | | | | | | | | | |
| 19-7730 | | F | | | | | 40 | 75 | | | | | | | | 38,9 | |
| 19-7886 | | R | | | | | | | 135 | | | | | | | 99,5 | |
| 1.3 VVTi (NSP130) (73 kW) Eng.1NR-FE 10/12-1/70 | | | | | | | | | | | | | | | | | |
| 19-7730 | | F | | | | | 40 | 75 | | | | | | | | 38,9 | +ABS |
| 19-7886 | | R | | | | | | | 135 | | | | | | | 99,5 | +ABS |
| 1.4 D4d (NLP130) (66 kW) Eng.1ND-TV 7/14-1/70 | | | | | | | | | | | | | | | | | |
| 19-7730 | | F | | | | | 40 | 75 | | | | | | | | 38,9 | +ABS |

TOYOTA LCV

| METELLI ref | Spare Parts | F/R | L/R | ABS | A | B | C | D | E | F | G | H | I | L | M | Fig | NOTE |
|---|-------------|-----|-----|-----|---|---|----|----|-----|---|---|---|---|------|---|-----|------|
| 19-7886 | | R | | | | | | | 135 | | | | | 99,5 | | | +ABS |
| 1.5 Hybrid (NHP130) (55 kW) Eng.1NZ-FXE 4/15-1/70 | | | | | | | | | | | | | | | | | |
| 19-7730 | | F | | | | | 40 | 75 | | | | | | 38,9 | | | +ABS |
| 1.5 VVTi (NSP131) (82 kW) Eng.2NR-FKE 3/17-1/70 | | | | | | | | | | | | | | | | | |
| 19-7886 | | R | | | | | | | 135 | | | | | 99,5 | | | +ABS |
| Yaris Verso Van (_P2_) 3/00-9/05 | | | | | | | | | | | | | | | | | |
| 1.3 VVTi (NCP22_) (62 kW) Eng.2NZ-FE 4/03-9/05 | | | | | | | | | | | | | | | | | |
| 19-7121 | | F | | | | | 38 | 71 | | | | | | 39 | | | |
| 1.3 VVTi (NCP22_) (63 kW) Eng.2NZ-FE 3/00-9/05 | | | | | | | | | | | | | | | | | |
| 19-7121 | | F | | | | | 38 | 71 | | | | | | 39 | | | |
| 1.4 D4d (NLP22_) (55 kW) Eng.1ND-TV 10/01-9/05 | | | | | | | | | | | | | | | | | |
| 19-7121 | | F | | | | | 38 | 71 | | | | | | 39 | | | |
| 1.5 VVTi (NCP21_) (78 kW) Eng.1NZ-FE 3/00-3/03 | | | | | | | | | | | | | | | | | |
| 19-7121 | | F | | | | | 38 | 71 | | | | | | 39 | | | |

VAUXHALL

Adam (M13) 10/12-1/70

1.0 (85 kW) Eng.B 10 XFT, D 10 XFT 7/14-11/18

| | | | | | | | | | | | | | | | | | |
|---|--|---|--|--|--|--|----|----|-----|--|--|--|--|------|--|--|------------------|
| 19-2272 | | F | | | | | 35 | 72 | | | | | | 33 | | | 14/15Inch Wheels |
| 19-8127 | | F | | | | | 37 | 72 | | | | | | 37 | | | 16Inch Wheels |
| 1.2 (51 kW) Eng.A 12 XEL, B 12 XEL, D 12 XEL 10/12-4/19 | | | | | | | | | | | | | | | | | |
| 19-2272 | | F | | | | | 35 | 72 | | | | | | 33 | | | 14/15Inch Wheels |
| 19-2950 | | R | | | | | 30 | | 120 | | | | | 63,8 | | | |
| 19-8127 | | F | | | | | 37 | 72 | | | | | | 37 | | | 16Inch Wheels |

1.4 (64 kW) Eng.A 14 XEL, B 14 XEL, D 14 XEL (06.18-.) 10/12-2/19

| | | | | | | | | | | | | | | | | | |
|---------|--|---|--|--|--|--|----|----|--|--|--|--|--|----|--|--|------------------|
| 19-2272 | | F | | | | | 35 | 72 | | | | | | 33 | | | 14/15Inch Wheels |
| 19-8127 | | F | | | | | 37 | 72 | | | | | | 37 | | | 16Inch Wheels |

VAUXHALL

| METELLI ref | Spare Parts | | F/R | L/R | | | ABS | A | B | C | D | E | F | G | H | I | L | M | Fig | NOTE |
|--|-------------|--|-----|-----|--|--|-----|---|----|----|----|-----|---|---|---|---|---|-------|-----|------|
| 1.2 i 16V (69 kW) Eng.K12B 1/08-11/14 | | | | | | | | | | | | | | | | | | | | |
| 19-7930 | | | F | | | | | | | 40 | 72 | | | | | | | 36 | | |
| 19-8198 | | | R | | | | | | | 28 | 58 | | | | | | | 44 | | |
| 1.3 CDTi (55 kW) Eng.D13A, Z 13 DTJ 1/08-11/14 | | | | | | | | | | | | | | | | | | | | |
| 19-7930 | | | F | | | | | | | 40 | 72 | | | | | | | 36 | | |
| 19-8198 | | | R | | | | | | | 28 | 58 | | | | | | | 44 | | |
| Antara A (L07) 8/06-1/70 | | | | | | | | | | | | | | | | | | | | |
| 2.0 CDTi (93 kW) Eng.Z 20 DM 8/06-4/15 | | | | | | | | | | | | | | | | | | | | |
| 19-2788 | | | F | | | | | | | | | 151 | | | | | | 87,5 | | |
| 19-2897 | | | R | | | | | | 30 | | | 151 | | | | | | 102,5 | | |
| 2.0 CDTi (110 kW) Eng.Z 20 DMH 8/06-4/15 | | | | | | | | | | | | | | | | | | | | |
| 19-2788 | | | F | | | | | | | | | 151 | | | | | | 87,5 | | |
| 19-2897 | | | R | | | | | | 30 | | | 151 | | | | | | 102,5 | | |
| 2.0 CDTi 4x4 (110 kW) Eng.Z 20 DMH 8/06-4/15 | | | | | | | | | | | | | | | | | | | | |
| 19-2788 | | | F | | | | | | | | | 151 | | | | | | 87,5 | | |
| 19-2897 | | | R | | | | | | 30 | | | 151 | | | | | | 102,5 | | |
| 2.2 CDTi 4x4 (120 kW) Eng.A 22 DM 12/10-1/70 | | | | | | | | | | | | | | | | | | | | |
| 19-2788 | | | F | | | | | | | | | 151 | | | | | | 87,5 | | |
| 19-2897 | | | R | | | | | | 30 | | | 151 | | | | | | 102,5 | | |
| 2.2 CDTi 4x4 (135 kW) Eng.A 22 DMH 12/10-1/70 | | | | | | | | | | | | | | | | | | | | |
| 19-2788 | | | F | | | | | | | | | 151 | | | | | | 87,5 | | |
| 19-2897 | | | R | | | | | | 30 | | | 151 | | | | | | 102,5 | | |
| 2.2 CDTi FWD (120 kW) Eng.A 22 DM 12/10-1/70 | | | | | | | | | | | | | | | | | | | | |
| 19-2788 | | | F | | | | | | | | | 151 | | | | | | 87,5 | | |
| 19-2897 | | | R | | | | | | 30 | | | 151 | | | | | | 102,5 | | |
| 2.4 (103 kW) Eng.Z 24 XE 8/06-4/15 | | | | | | | | | | | | | | | | | | | | |
| 19-2788 | | | F | | | | | | | | | 151 | | | | | | 87,5 | | |
| 19-2897 | | | R | | | | | | 30 | | | 151 | | | | | | 102,5 | | |

VAUXHALL

| METELLI ref | Spare Parts | | F/R | L/R | | | ABS | A | B | C | D | E | F | G | H | I | L | M | Fig | NOTE |
|---|-------------|--|-----|-----|--|--|-----|---|----|-------|-------|-----|---|---|---|---|-------|---|-----|------|
| 2.4 (123 kW) Eng.A 24 XE, A 24 XF 12/10-4/15 | | | | | | | | | | | | | | | | | | | | |
| 19-2788 | | | F | | | | | | | | | 151 | | | | | 87,5 | | | |
| 19-2897 | | | R | | | | | | 30 | | | 151 | | | | | 102,5 | | | |
| 2.4 4x4 (103 kW) Eng.Z 24 XE 8/06-4/15 | | | | | | | | | | | | | | | | | | | | |
| 19-2788 | | | F | | | | | | | | | 151 | | | | | 87,5 | | | |
| 19-2897 | | | R | | | | | | 30 | | | 151 | | | | | 102,5 | | | |
| 2.4 4x4 (123 kW) Eng.A 24 XE, A 24 XF 12/10-4/15 | | | | | | | | | | | | | | | | | | | | |
| 19-2788 | | | F | | | | | | | | | 151 | | | | | 87,5 | | | |
| 19-2897 | | | R | | | | | | 30 | | | 151 | | | | | 102,5 | | | |
| 2.4 LPG 4x4 (103 kW) Eng.Z 24 XE 8/06-1/70 | | | | | | | | | | | | | | | | | | | | |
| 19-2788 | | | F | | | | | | | | | 151 | | | | | 87,5 | | | |
| 19-2897 | | | R | | | | | | 30 | | | 151 | | | | | 102,5 | | | |
| Astra I 10/79-8/84 | | | | | | | | | | | | | | | | | | | | |
| 1.2 (40 kW) Eng.12 S 10/79-8/84 | | | | | | | | | | | | | | | | | | | | |
| 19-2172 | | | R | | | | | | | 17,46 | 50,29 | | | | | | 14,73 | | | |
| 19-2173 | | | F | | | | | | | 34 | 64 | | | | | | 37 | | | |
| Astra I Hatchback 9/79-8/86 | | | | | | | | | | | | | | | | | | | | |
| 1.2 S (44 kW) Eng.12 S 2/82-8/84 | | | | | | | | | | | | | | | | | | | | |
| 19-2172 | | | R | | | | | | | 17,46 | 50,29 | | | | | | 14,73 | | | |
| 19-2173 | | | F | | | | | | | 34 | 64 | | | | | | 37 | | | |
| 1.3 S (55 kW) Eng.13 S 9/79-8/84 | | | | | | | | | | | | | | | | | | | | |
| 19-2172 | | | R | | | | | | | 17,46 | 50,29 | | | | | | 14,73 | | | |
| 19-2173 | | | F | | | | | | | 34 | 64 | | | | | | 37 | | | |
| 1.6 D (40 kW) Eng.16 D 3/82-8/86 | | | | | | | | | | | | | | | | | | | | |
| 19-2172 | | | R | | | | | | | 17,46 | 50,29 | | | | | | 14,73 | | | |
| 19-2174 | | | F | | | | | | | 39 | 72 | | | | | | 37 | | | |

VAUXHALL

| METELLI ref | Spare Parts | | F/R | L/R | | | ABS | A | B | C | D | E | F | G | H | I | L | M | Fig | NOTE |
|---|-------------|--|-----|-----|--|--|-----|---|---|-------|-------|---|---|---|---|---|-------|---|-----|------|
| 1.6 S (66 kW) Eng.16 S 9/81-8/86 | | | | | | | | | | | | | | | | | | | | |
| 19-2172 | | | R | | | | | | | 17,46 | 50,29 | | | | | | 14,73 | | | |
| 19-2174 | | | F | | | | | | | 39 | 72 | | | | | | 37 | | | |
| 1.8 GTE (85 kW) Eng.18 E 3/83-8/86 | | | | | | | | | | | | | | | | | | | | |
| 19-2172 | | | R | | | | | | | 17,46 | 50,29 | | | | | | 14,73 | | | |
| 19-2174 | | | F | | | | | | | 39 | 72 | | | | | | 37 | | | |
| Astra I SW 9/79-8/86 | | | | | | | | | | | | | | | | | | | | |
| 1.3 S (55 kW) Eng.13 S 9/79-8/84 | | | | | | | | | | | | | | | | | | | | |
| 19-2172 | | | R | | | | | | | 17,46 | 50,29 | | | | | | 14,73 | | | |
| 19-2173 | | | F | | | | | | | 34 | 64 | | | | | | 37 | | | |
| 1.6 D (40 kW) Eng.16 D 2/82-8/86 | | | | | | | | | | | | | | | | | | | | |
| 19-2172 | | | R | | | | | | | 17,46 | 50,29 | | | | | | 14,73 | | | |
| 19-2174 | | | F | | | | | | | 39 | 72 | | | | | | 37 | | | |
| 1.6 S (66 kW) Eng.16 SH 9/81-8/86 | | | | | | | | | | | | | | | | | | | | |
| 19-2172 | | | R | | | | | | | 17,46 | 50,29 | | | | | | 14,73 | | | |
| 19-2174 | | | F | | | | | | | 39 | 72 | | | | | | 37 | | | |
| Astra Mk II Belmont (T85) 9/85-12/91 | | | | | | | | | | | | | | | | | | | | |
| 1.3 (55 kW) Eng.13 S 9/85-8/91 | | | | | | | | | | | | | | | | | | | | |
| 19-2172 | | | R | | | | | | | 17,46 | 50,29 | | | | | | 14,73 | | | |
| 1.4 i (44 kW) Eng.C 14 NZ 1/90-12/91 | | | | | | | | | | | | | | | | | | | | |
| 19-2172 | | | R | | | | | | | 17,46 | 50,29 | | | | | | 14,73 | | | |
| 1.6 (66 kW) Eng.16 S 9/85-8/91 | | | | | | | | | | | | | | | | | | | | |
| 19-2172 | | | R | | | | | | | 17,46 | 50,29 | | | | | | 14,73 | | | |
| 19-2174 | | | F | | | | | | | 39 | 72 | | | | | | 37 | | | |
| 1.6 D (40 kW) Eng.16 D, 16 DA 9/85-8/91 | | | | | | | | | | | | | | | | | | | | |
| 19-2172 | | | R | | | | | | | 17,46 | 50,29 | | | | | | 14,73 | | | |
| 19-2174 | | | F | | | | | | | 39 | 72 | | | | | | 37 | | | |

VAUXHALL

| METELLI ref | Spare Parts | F/R | L/R | | | ABS | A | B | C | D | E | F | G | H | I | L | M | Fig | NOTE |
|---|-------------|-----|-----|--|--|-----|---|---|-------|-------|---|---|---|---|---|---|---|-------|------|
| Astra Mk II Hatchback (T85) 9/84-8/91 | | | | | | | | | | | | | | | | | | | |
| 1.2 (40 kW) Eng.12 S 9/84-8/91 | | | | | | | | | | | | | | | | | | | |
| 19-2172 | | | R | | | | | | 17,46 | 50,29 | | | | | | | | 14,73 | |
| 1.2 (44 kW) Eng.12 S 9/84-8/91 | | | | | | | | | | | | | | | | | | | |
| 19-2172 | | | R | | | | | | 17,46 | 50,29 | | | | | | | | 14,73 | |
| 1.3 (55 kW) Eng.13 S 9/84-8/91 | | | | | | | | | | | | | | | | | | | |
| 19-2172 | | | R | | | | | | 17,46 | 50,29 | | | | | | | | 14,73 | |
| 1.4 i (44 kW) Eng.C 14 NZ 1/90-8/91 | | | | | | | | | | | | | | | | | | | |
| 19-2172 | | | R | | | | | | 17,46 | 50,29 | | | | | | | | 14,73 | |
| 1.4 S (55 kW) Eng.14 NV 1/90-8/91 | | | | | | | | | | | | | | | | | | | |
| 19-2172 | | | R | | | | | | 17,46 | 50,29 | | | | | | | | 14,73 | |
| 1.6 (60 kW) Eng.16 SV 9/84-8/91 | | | | | | | | | | | | | | | | | | | |
| 19-2172 | | | R | | | | | | 17,46 | 50,29 | | | | | | | | 14,73 | |
| 1.6 D (40 kW) Eng.16 D, 16 DA 9/84-12/89 | | | | | | | | | | | | | | | | | | | |
| 19-2172 | | | R | | | | | | 17,46 | 50,29 | | | | | | | | 14,73 | |
| 19-2174 | | | F | | | | | | 39 | 72 | | | | | | | | 37 | |
| 1.6 S (66 kW) Eng.16 SH 9/84-8/86 | | | | | | | | | | | | | | | | | | | |
| 19-2172 | | | R | | | | | | 17,46 | 50,29 | | | | | | | | 14,73 | |
| 19-2174 | | | F | | | | | | 39 | 72 | | | | | | | | 37 | |
| 1.7 D (42 kW) Eng.17 DR 9/88-8/91 | | | | | | | | | | | | | | | | | | | |
| 19-2172 | | | R | | | | | | 17,46 | 50,29 | | | | | | | | 14,73 | |
| 19-2174 | | | F | | | | | | 39 | 72 | | | | | | | | 37 | |
| 1.8 GTE (82 kW) Eng.18 E, 18 SE 9/84-8/91 | | | | | | | | | | | | | | | | | | | |
| 19-2172 | | | R | | | | | | 17,46 | 50,29 | | | | | | | | 14,73 | |
| 19-2174 | | | F | | | | | | 39 | 72 | | | | | | | | 37 | |
| 2.0 (85 kW) Eng.20 NE 9/86-8/91 | | | | | | | | | | | | | | | | | | | |
| 19-2172 | | | R | | | | | | 17,46 | 50,29 | | | | | | | | 14,73 | |
| 19-2174 | | | F | | | | | | 39 | 72 | | | | | | | | 37 | |

VAUXHALL

| METELLI ref | Spare Parts | | F/R | L/R | | | ABS | A | B | C | D | E | F | G | H | I | L | M | Fig | NOTE |
|---|-------------|--|-----|-----|--|--|-----|---|---|-------|-------|---|---|---|---|---|---|---|-------|------|
| 2.0 GTE (95 kW) Eng.20 SEH 9/86-8/91 | | | | | | | | | | | | | | | | | | | | |
| 19-2172 | | | R | | | | | | | 17,46 | 50,29 | | | | | | | | 14,73 | |
| 19-2174 | | | F | | | | | | | 39 | 72 | | | | | | | | 37 | |
| 2.0 GTE 16V (115 kW) Eng.20 XE 5/88-8/91 | | | | | | | | | | | | | | | | | | | | |
| 19-2172 | | | R | | | | | | | 17,46 | 50,29 | | | | | | | | 14,73 | |
| 19-2174 | | | F | | | | | | | 39 | 72 | | | | | | | | 37 | |
| Astra Mk II SW (T85) 9/84-8/91 | | | | | | | | | | | | | | | | | | | | |
| 1.2 (44 kW) Eng.12 S 9/84-12/88 | | | | | | | | | | | | | | | | | | | | |
| 19-2172 | | | R | | | | | | | 17,46 | 50,29 | | | | | | | | 14,73 | |
| 1.3 (55 kW) Eng.13 S 9/84-8/91 | | | | | | | | | | | | | | | | | | | | |
| 19-2172 | | | R | | | | | | | 17,46 | 50,29 | | | | | | | | 14,73 | |
| 1.4 S (55 kW) Eng.14 NV 1/89-8/91 | | | | | | | | | | | | | | | | | | | | |
| 19-2172 | | | R | | | | | | | 17,46 | 50,29 | | | | | | | | 14,73 | |
| 1.6 (60 kW) Eng.16 SV 9/84-8/91 | | | | | | | | | | | | | | | | | | | | |
| 19-2172 | | | R | | | | | | | 17,46 | 50,29 | | | | | | | | 14,73 | |
| 1.6 D (40 kW) Eng.16 DA 9/84-12/89 | | | | | | | | | | | | | | | | | | | | |
| 19-2172 | | | R | | | | | | | 17,46 | 50,29 | | | | | | | | 14,73 | |
| 19-2174 | | | F | | | | | | | 39 | 72 | | | | | | | | 37 | |
| 1.6 S (66 kW) Eng.16 S 9/84-8/86 | | | | | | | | | | | | | | | | | | | | |
| 19-2172 | | | R | | | | | | | 17,46 | 50,29 | | | | | | | | 14,73 | |
| 19-2174 | | | F | | | | | | | 39 | 72 | | | | | | | | 37 | |
| 1.7 D (42 kW) Eng.17 D 2/89-8/91 | | | | | | | | | | | | | | | | | | | | |
| 19-2172 | | | R | | | | | | | 17,46 | 50,29 | | | | | | | | 14,73 | |
| 19-2174 | | | F | | | | | | | 39 | 72 | | | | | | | | 37 | |
| 1.8 i (83 kW) Eng.18 E 1/90-8/91 | | | | | | | | | | | | | | | | | | | | |
| 19-2172 | | | R | | | | | | | 17,46 | 50,29 | | | | | | | | 14,73 | |

VAUXHALL

| METELLI ref | Spare Parts | | F/R | L/R | | | ABS | A | B | C | D | E | F | G | H | I | L | M | Fig | NOTE |
|---|-------------|--|-----|-----|--|--|-----|---|---|----|----|---|---|---|---|---|----|---|-----|------|
| 19-2174 | | | F | | | | | | | 39 | 72 | | | | | | 37 | | | |
| Astra Mk III (F) Cabrio (T92) 9/91-3/01 | | | | | | | | | | | | | | | | | | | | |
| 1.8 (92 kW) Eng.C 18 XE 9/94-8/96 | | | | | | | | | | | | | | | | | | | | |
| 19-2174 | | | F | | | | | | | 39 | 72 | | | | | | 37 | | | |
| 19-2177 | | | F | | | | | | | 39 | 74 | | | | | | 39 | | | |
| 1.8 16V (85 kW) Eng.C 18 XEL, X 18 XE 11/94-3/01 | | | | | | | | | | | | | | | | | | | | |
| 19-2174 | | | F | | | | | | | 39 | 72 | | | | | | 37 | | | |
| 19-2177 | | | F | | | | | | | 39 | 74 | | | | | | 39 | | | |
| 2.0 i (85 kW) Eng.C 20 NE 3/93-10/94 | | | | | | | | | | | | | | | | | | | | |
| 19-2174 | | | F | | | | | | | 39 | 72 | | | | | | 37 | | | |
| 19-2177 | | | F | | | | | | | 39 | 74 | | | | | | 39 | | | |
| 2.0 i 16V (100 kW) Eng.X 20 XEV 1/94-2/98 | | | | | | | | | | | | | | | | | | | | |
| 19-2174 | | | F | | | | | | | 39 | 72 | | | | | | 37 | | | |
| 19-2177 | | | F | | | | | | | 39 | 74 | | | | | | 39 | | | |
| Astra Mk III (F) Hatchback (T92) 9/91-2/98 | | | | | | | | | | | | | | | | | | | | |
| 1.4 i 16V (66 kW) Eng.X 14 XE 2/96-2/98 | | | | | | | | | | | | | | | | | | | | |
| 19-2178 | | | F | | | | | | | 34 | 66 | | | | | | 37 | | | |
| 1.7 D (42 kW) Eng.17 D (-.09.92) 12/91-2/98 | | | | | | | | | | | | | | | | | | | | |
| 19-2174 | | | F | | | | | | | 39 | 72 | | | | | | 37 | | | |
| 19-2177 | | | F | | | | | | | 39 | 74 | | | | | | 39 | | | |
| 1.7 D (44 kW) Eng.17 DR (07.92.-) 9/91-12/94 | | | | | | | | | | | | | | | | | | | | |
| 19-2174 | | | F | | | | | | | 39 | 72 | | | | | | 37 | | | |
| 19-2177 | | | F | | | | | | | 39 | 74 | | | | | | 39 | | | |
| 1.7 TD (50 kW) Eng.X 17 DTL 8/94-2/98 | | | | | | | | | | | | | | | | | | | | |
| 19-2174 | | | F | | | | | | | 39 | 72 | | | | | | 37 | | | |
| 19-2177 | | | F | | | | | | | 39 | 74 | | | | | | 39 | | | |

VAUXHALL

| METELLI ref | Spare Parts | | F/R | L/R | | | ABS | A | B | C | D | E | F | G | H | I | L | M | Fig | NOTE |
|---|-------------|--|-----|-----|--|--|-----|---|---|----|----|---|---|---|---|---|---|---|-----|------|
| 1.7 D (44 kW) Eng.17 DR 7/92-9/98 | | | | | | | | | | | | | | | | | | | | |
| 19-2174 | | | F | | | | | | | 39 | 72 | | | | | | | | 37 | |
| 19-2177 | | | F | | | | | | | 39 | 74 | | | | | | | | 39 | |
| 1.7 TD (50 kW) Eng.X 17 DTL 8/94-9/98 | | | | | | | | | | | | | | | | | | | | |
| 19-2174 | | | F | | | | | | | 39 | 72 | | | | | | | | 37 | |
| 19-2177 | | | F | | | | | | | 39 | 74 | | | | | | | | 39 | |
| 1.7 TD (60 kW) Eng.17 TD 12/91-9/98 | | | | | | | | | | | | | | | | | | | | |
| 19-2174 | | | F | | | | | | | 39 | 72 | | | | | | | | 37 | |
| 19-2177 | | | F | | | | | | | 39 | 74 | | | | | | | | 39 | |
| 1.8 i (66 kW) Eng.C 18 NZ 3/92-9/98 | | | | | | | | | | | | | | | | | | | | |
| 19-2174 | | | F | | | | | | | 39 | 72 | | | | | | | | 37 | |
| 19-2177 | | | F | | | | | | | 39 | 74 | | | | | | | | 39 | |
| 1.8 i 16V (82 kW) Eng.18 SE 9/95-2/98 | | | | | | | | | | | | | | | | | | | | |
| 19-2174 | | | F | | | | | | | 39 | 72 | | | | | | | | 37 | |
| 19-2177 | | | F | | | | | | | 39 | 74 | | | | | | | | 39 | |
| 1.8 i 16V (85 kW) Eng.C 18 XEL 1/94-12/96 | | | | | | | | | | | | | | | | | | | | |
| 19-2174 | | | F | | | | | | | 39 | 72 | | | | | | | | 37 | |
| 19-2177 | | | F | | | | | | | 39 | 74 | | | | | | | | 39 | |
| 1.8 i 16V (92 kW) Eng.C 18 XE 6/93-10/94 | | | | | | | | | | | | | | | | | | | | |
| 19-2174 | | | F | | | | | | | 39 | 72 | | | | | | | | 37 | |
| 19-2177 | | | F | | | | | | | 39 | 74 | | | | | | | | 39 | |
| 2.0 i (85 kW) Eng.C 20 NE 3/92-9/98 | | | | | | | | | | | | | | | | | | | | |
| 19-2174 | | | F | | | | | | | 39 | 72 | | | | | | | | 37 | |
| 19-2177 | | | F | | | | | | | 39 | 74 | | | | | | | | 39 | |
| 2.0 i 16V (100 kW) Eng.X 20 XEV 2/95-9/98 | | | | | | | | | | | | | | | | | | | | |
| 19-2174 | | | F | | | | | | | 39 | 72 | | | | | | | | 37 | |
| 19-2177 | | | F | | | | | | | 39 | 74 | | | | | | | | 39 | |

VAUXHALL

| METELLI ref | Spare Parts | | F/R | L/R | | ABS | A | B | C | D | E | F | G | H | I | L | M | Fig | NOTE |
|---|-------------|--|-----|-----|--|-----|---|----|----|----|-------|---|---|---|---|---|---|------|------|
| 2.0 i 16V (100 kW) Eng.X 20 XEV 1/94-2/98 | | | | | | | | | | | | | | | | | | | |
| 19-2174 | | | F | | | | | | 39 | 72 | | | | | | | | 37 | |
| 19-2177 | | | F | | | | | | 39 | 74 | | | | | | | | 39 | |
| Astra Mk IV (G) Cabrio (T98) 3/01-10/05 | | | | | | | | | | | | | | | | | | | |
| 1.6 16V (74 kW) Eng.Z 16 XE 3/01-10/05 | | | | | | | | | | | | | | | | | | | |
| 19-2292 | | | F | | | | | 33 | | 60 | 119,4 | | | | | | | 85,5 | -ABS |
| 19-2293 | | | F | | | | | 33 | | | 119,4 | | | | | | | 85 | +ABS |
| 1.6 16V (76 kW) Eng.Z 16 XEP 3/03-10/05 | | | | | | | | | | | | | | | | | | | |
| 19-2292 | | | F | | | | | 33 | | 60 | 119,4 | | | | | | | 85,5 | -ABS |
| 19-2293 | | | F | | | | | 33 | | | 119,4 | | | | | | | 85 | +ABS |
| 1.8 16V (92 kW) Eng.Z 18 XE 3/01-10/05 | | | | | | | | | | | | | | | | | | | |
| 19-2294 | | | F | | | | | 33 | | | 137 | | | | | | | 83,3 | -ABS |
| 19-2295 | | | F | | | | | 33 | | | 137 | | | | | | | 85 | +ABS |
| 2.0 (147 kW) Eng.Z 20 LET 9/02-10/05 | | | | | | | | | | | | | | | | | | | |
| 19-2295 | | | F | | | | | 33 | | | 137 | | | | | | | 85 | |
| 2.0 Turbo (141 kW) Eng.Z 20 LET 3/02-10/05 | | | | | | | | | | | | | | | | | | | |
| 19-2295 | | | F | | | | | 33 | | | 137 | | | | | | | 85 | |
| 2.2 16V (108 kW) Eng.Z 22 SE 3/01-10/05 | | | | | | | | | | | | | | | | | | | |
| 19-2295 | | | F | | | | | 33 | | | 137 | | | | | | | 85 | |
| 19-2438 | | | R | | | | | 29 | | | 140 | | | | | | | 146 | |
| Astra Mk IV (G) Coupe (T98) 3/00-8/05 | | | | | | | | | | | | | | | | | | | |
| 1.6 16V (76 kW) Eng.Z 16 XEP 3/00-8/05 | | | | | | | | | | | | | | | | | | | |
| 19-2292 | | | F | | | | | 33 | | 60 | 119,4 | | | | | | | 85,5 | -ABS |
| 19-2293 | | | F | | | | | 33 | | | 119,4 | | | | | | | 85 | +ABS |
| 1.8 16V (85 kW) Eng.X 18 XE1 3/00-8/05 | | | | | | | | | | | | | | | | | | | |
| 19-2294 | | | F | | | | | 33 | | | 137 | | | | | | | 83,3 | -ABS |
| 19-2295 | | | F | | | | | 33 | | | 137 | | | | | | | 85 | +ABS |

VAUXHALL

| METELLI ref | Spare Parts | | F/R | L/R | | | ABS | A | B | C | D | E | F | G | H | I | L | M | Fig | NOTE |
|--|-------------|--|-----|-----|--|--|-----|---|----|---|----|-------|---|---|---|---|------|---|-----|------|
| 1.8 16V (92 kW) Eng.Z 18 XE 9/00-8/05 | | | | | | | | | | | | | | | | | | | | |
| 19-2294 | | | F | | | | | | 33 | | | 137 | | | | | 83,3 | | | -ABS |
| 19-2295 | | | F | | | | | | 33 | | | 137 | | | | | 85 | | | +ABS |
| 1.8 16V Dualfuel (87 kW) Eng.Z 18 XE 9/02-8/05 | | | | | | | | | | | | | | | | | | | | |
| 19-2294 | | | F | | | | | | 33 | | | 137 | | | | | 83,3 | | | -ABS |
| 19-2295 | | | F | | | | | | 33 | | | 137 | | | | | 85 | | | +ABS |
| 2.0 16V Turbo (140 kW) Eng.Z 20 LET 9/00-8/05 | | | | | | | | | | | | | | | | | | | | |
| 19-2295 | | | F | | | | | | 33 | | | 137 | | | | | 85 | | | |
| 19-2438 | | | R | | | | | | 29 | | | 140 | | | | | 146 | | | |
| 2.2 16V (108 kW) Eng.Z 22 SE 3/00-8/05 | | | | | | | | | | | | | | | | | | | | |
| 19-2294 | | | F | | | | | | 33 | | | 137 | | | | | 83,3 | | | -ABS |
| 19-2295 | | | F | | | | | | 33 | | | 137 | | | | | 85 | | | +ABS |
| Astra Mk IV (G) Hatchback (T98) 2/98-5/05 | | | | | | | | | | | | | | | | | | | | |
| 1.4 16V (F08, F48) (66 kW) Eng.X 14 XE, Z 14 XE 2/98-5/05 | | | | | | | | | | | | | | | | | | | | |
| 19-2292 | | | F | | | | | | 33 | | 60 | 119,4 | | | | | 85,5 | | | -ABS |
| 19-2293 | | | F | | | | | | 33 | | | 119,4 | | | | | 85 | | | +ABS |
| 1.6 (F08, F48) (55 kW) Eng.X 16 SZR 2/98-9/00 | | | | | | | | | | | | | | | | | | | | |
| 19-2294 | | | F | | | | | | 33 | | | 137 | | | | | 83,3 | | | -ABS |
| 19-2295 | | | F | | | | | | 33 | | | 137 | | | | | 85 | | | +ABS |
| 1.6 (F08, F48) (62 kW) Eng.Z 16 SE 9/00-5/05 | | | | | | | | | | | | | | | | | | | | |
| 19-2292 | | | F | | | | | | 33 | | 60 | 119,4 | | | | | 85,5 | | | -ABS |
| 19-2293 | | | F | | | | | | 33 | | | 119,4 | | | | | 85 | | | +ABS |
| 1.6 (F08, F48) (76 kW) Eng.Z 16 XEP 12/02-5/05 | | | | | | | | | | | | | | | | | | | | |
| 19-2292 | | | F | | | | | | 33 | | 60 | 119,4 | | | | | 85,5 | | | -ABS |
| 19-2293 | | | F | | | | | | 33 | | | 119,4 | | | | | 85 | | | +ABS |
| 1.6 16V (F08, F48) (74 kW) Eng.X 16 XEL, Z 16 XE 2/98-5/05 | | | | | | | | | | | | | | | | | | | | |
| 19-2292 | | | F | | | | | | 33 | | 60 | 119,4 | | | | | 85,5 | | | -ABS |
| 19-2293 | | | F | | | | | | 33 | | | 119,4 | | | | | 85 | | | -ABS |

VAUXHALL

| METELLI ref | Spare Parts | | F/R | L/R | | | ABS | A | B | C | D | E | F | G | H | I | L | M | Fig | NOTE |
|---|-------------|--|-----|-----|--|--|-----|---|----|---|----|-------|---|---|---|---|---|------|-----|------|
| 1.6 Dualfuel (F08, F48) (63 kW) Eng.Z 16 SE 9/02-5/05 | | | | | | | | | | | | | | | | | | | | |
| 19-2292 | | | F | | | | | | 33 | | 60 | 119,4 | | | | | | 85,5 | | -ABS |
| 19-2293 | | | F | | | | | | 33 | | | 119,4 | | | | | | 85 | | +ABS |
| 1.6 Dualfuel (F08) (62 kW) Eng.Z 16 SE 7/00-5/05 | | | | | | | | | | | | | | | | | | | | |
| 19-2292 | | | F | | | | | | 33 | | 60 | 119,4 | | | | | | 85,5 | | -ABS |
| 19-2293 | | | F | | | | | | 33 | | | 119,4 | | | | | | 85 | | +ABS |
| 1.7 CDTI 16V (F08, F48) (59 kW) Eng.Z 17 DTL 4/03-5/05 | | | | | | | | | | | | | | | | | | | | |
| 19-2292 | | | F | | | | | | 33 | | 60 | 119,4 | | | | | | 85,5 | | -ABS |
| 19-2293 | | | F | | | | | | 33 | | | 119,4 | | | | | | 85 | | +ABS |
| 1.7 DTI 16V (F08, F48) (55 kW) Eng.Y 17 DT 2/00-5/05 | | | | | | | | | | | | | | | | | | | | |
| 19-2292 | | | F | | | | | | 33 | | 60 | 119,4 | | | | | | 85,5 | | -ABS |
| 19-2293 | | | F | | | | | | 33 | | | 119,4 | | | | | | 85 | | +ABS |
| 1.7 TD (F08, F48) (50 kW) Eng.X 17 DTL 2/98-8/00 | | | | | | | | | | | | | | | | | | | | |
| 19-2292 | | | F | | | | | | 33 | | 60 | 119,4 | | | | | | 85,5 | | -ABS |
| 19-2293 | | | F | | | | | | 33 | | | 119,4 | | | | | | 85 | | +ABS |
| 1.8 16V (F08, F48) (85 kW) Eng.X 18 XE1 2/98-9/00 | | | | | | | | | | | | | | | | | | | | |
| 19-2292 | | | F | | | | | | 33 | | 60 | 119,4 | | | | | | 85,5 | | -ABS |
| 19-2295 | | | F | | | | | | 33 | | | 137 | | | | | | 85 | | +ABS |
| 1.8 16V (F08, F48) (92 kW) Eng.Z 18 XE 9/00-5/05 | | | | | | | | | | | | | | | | | | | | |
| 19-2292 | | | F | | | | | | 33 | | 60 | 119,4 | | | | | | 85,5 | | -ABS |
| 19-2295 | | | F | | | | | | 33 | | | 137 | | | | | | 85 | | +ABS |
| 1.8 16V Dualfuel (F08, F48) (87 kW) Eng.Z 18 XE 9/02-5/05 | | | | | | | | | | | | | | | | | | | | |
| 19-2292 | | | F | | | | | | 33 | | 60 | 119,4 | | | | | | 85,5 | | -ABS |
| 19-2295 | | | F | | | | | | 33 | | | 137 | | | | | | 85 | | +ABS |
| 2.0 16V (F08) (100 kW) Eng.X 20 XEV 2/98-5/05 | | | | | | | | | | | | | | | | | | | | |
| 19-2294 | | | F | | | | | | 33 | | | 137 | | | | | | 83,3 | | -ABS |
| 19-2295 | | | F | | | | | | 33 | | | 137 | | | | | | 85 | | +ABS |
| 2.0 DI (F48) (60 kW) Eng.X 20 DTL, Y 20 DTL 2/98-5/05 | | | | | | | | | | | | | | | | | | | | |
| 19-2292 | | | F | | | | | | 33 | | 60 | 119,4 | | | | | | 85,5 | | -ABS |

VAUXHALL

| METELLI ref | Spare Parts | | F/R | L/R | | ABS | A | B | C | D | E | F | G | H | I | L | M | Fig | NOTE |
|---|-------------|--|-----|-----|--|-----|---|----|---|----|-------|---|---|---|---|------|---|-----|------|
| 19-2295 | | | F | | | | | 33 | | | 137 | | | | | 85 | | | +ABS |
| 2.0 DTI 16V (F48) (74 kW) Eng.Y 20 DTH 8/99-5/05 | | | | | | | | | | | | | | | | | | | |
| 19-2294 | | | F | | | | | 33 | | | 137 | | | | | 83,3 | | | -ABS |
| 19-2295 | | | F | | | | | 33 | | | 137 | | | | | 85 | | | +ABS |
| 2.0 SRI Turbo (F08) (141 kW) Eng.Z 20 LET 11/01-5/05 | | | | | | | | | | | | | | | | | | | |
| 19-2294 | | | F | | | | | 33 | | | 137 | | | | | 83,3 | | | -ABS |
| 19-2295 | | | F | | | | | 33 | | | 137 | | | | | 85 | | | +ABS |
| 2.2 16V (F08, F48) (108 kW) Eng.Z 22 SE 3/01-5/05 | | | | | | | | | | | | | | | | | | | |
| 19-2294 | | | F | | | | | 33 | | | 137 | | | | | 83,3 | | | -ABS |
| 19-2295 | | | F | | | | | 33 | | | 137 | | | | | 85 | | | +ABS |
| Astra Mk IV (G) Sedan (T98) 2/98-5/05 | | | | | | | | | | | | | | | | | | | |
| 1.4 16V (66 kW) Eng.X 14 XE, Z 14 XE 9/98-5/05 | | | | | | | | | | | | | | | | | | | |
| 19-2292 | | | F | | | | | 33 | | 60 | 119,4 | | | | | 85,5 | | | -ABS |
| 19-2293 | | | F | | | | | 33 | | | 119,4 | | | | | 85 | | | +ABS |
| 1.6 (55 kW) Eng.X 16 SZR 9/98-9/00 | | | | | | | | | | | | | | | | | | | |
| 19-2292 | | | F | | | | | 33 | | 60 | 119,4 | | | | | 85,5 | | | -ABS |
| 19-2293 | | | F | | | | | 33 | | | 119,4 | | | | | 85 | | | +ABS |
| 1.6 (62 kW) Eng.Z 16 SE 9/00-5/05 | | | | | | | | | | | | | | | | | | | |
| 19-2292 | | | F | | | | | 33 | | 60 | 119,4 | | | | | 85,5 | | | -ABS |
| 19-2293 | | | F | | | | | 33 | | | 119,4 | | | | | 85 | | | +ABS |
| 1.6 16V (74 kW) Eng.X 16 XEL, Z 16 XE 9/98-5/05 | | | | | | | | | | | | | | | | | | | |
| 19-2292 | | | F | | | | | 33 | | 60 | 119,4 | | | | | 85,5 | | | -ABS |
| 19-2293 | | | F | | | | | 33 | | | 119,4 | | | | | 85 | | | +ABS |
| 1.6 Dualfuel (62 kW) Eng.Z 16 SE 7/00-5/05 | | | | | | | | | | | | | | | | | | | |
| 19-2292 | | | F | | | | | 33 | | 60 | 119,4 | | | | | 85,5 | | | -ABS |
| 19-2293 | | | F | | | | | 33 | | | 119,4 | | | | | 85 | | | +ABS |
| 1.6 Dualfuel (63 kW) Eng.Z 16 SE 9/02-5/05 | | | | | | | | | | | | | | | | | | | |
| 19-2292 | | | F | | | | | 33 | | 60 | 119,4 | | | | | 85,5 | | | -ABS |

VAUXHALL

| METELLI ref | Spare Parts | | F/R | L/R | | | ABS | A | B | C | D | E | F | G | H | I | L | M | Fig | NOTE |
|---|-------------|--|-----|-----|--|--|-----|---|----|---|----|-------|---|---|---|---|------|---|-----|------|
| 19-2293 | | | F | | | | | | 33 | | | 119,4 | | | | | 85 | | | +ABS |
| 1.7 CDTI 16V (59 kW) Eng.Z 17 DTL 4/03-5/05 | | | | | | | | | | | | | | | | | | | | |
| 19-2292 | | | F | | | | | | 33 | | 60 | 119,4 | | | | | 85,5 | | | -ABS |
| 19-2293 | | | F | | | | | | 33 | | | 119,4 | | | | | 85 | | | +ABS |
| 1.7 DTI 16V (55 kW) Eng.Y 17 DT 2/00-5/05 | | | | | | | | | | | | | | | | | | | | |
| 19-2292 | | | F | | | | | | 33 | | 60 | 119,4 | | | | | 85,5 | | | -ABS |
| 19-2293 | | | F | | | | | | 33 | | | 119,4 | | | | | 85 | | | +ABS |
| 1.7 TD (50 kW) Eng.X 17 DTL 9/98-8/00 | | | | | | | | | | | | | | | | | | | | |
| 19-2292 | | | F | | | | | | 33 | | 60 | 119,4 | | | | | 85,5 | | | -ABS |
| 19-2293 | | | F | | | | | | 33 | | | 119,4 | | | | | 85 | | | +ABS |
| 1.8 16V (85 kW) Eng.X 18 XE1 2/98-7/04 | | | | | | | | | | | | | | | | | | | | |
| 19-2292 | | | F | | | | | | 33 | | 60 | 119,4 | | | | | 85,5 | | | -ABS |
| 19-2295 | | | F | | | | | | 33 | | | 137 | | | | | 85 | | | +ABS |
| 1.8 16V (92 kW) Eng.Z 18 XE 2/98-7/04 | | | | | | | | | | | | | | | | | | | | |
| 19-2292 | | | F | | | | | | 33 | | 60 | 119,4 | | | | | 85,5 | | | -ABS |
| 19-2295 | | | F | | | | | | 33 | | | 137 | | | | | 85 | | | +ABS |
| 1.8 16V Dualfuel (87 kW) Eng.Z 18 XE 2/98-7/04 | | | | | | | | | | | | | | | | | | | | |
| 19-2292 | | | F | | | | | | 33 | | 60 | 119,4 | | | | | 85,5 | | | -ABS |
| 19-2295 | | | F | | | | | | 33 | | | 137 | | | | | 85 | | | +ABS |
| 2.0 16V (100 kW) Eng.X 20 XEV 9/98-5/05 | | | | | | | | | | | | | | | | | | | | |
| 19-2294 | | | F | | | | | | 33 | | | 137 | | | | | 83,3 | | | -ABS |
| 19-2295 | | | F | | | | | | 33 | | | 137 | | | | | 85 | | | +ABS |
| 2.0 DI (60 kW) Eng.X 20 DTL, Y 20 DTL 2/98-7/04 | | | | | | | | | | | | | | | | | | | | |
| 19-2292 | | | F | | | | | | 33 | | 60 | 119,4 | | | | | 85,5 | | | -ABS |
| 19-2295 | | | F | | | | | | 33 | | | 137 | | | | | 85 | | | +ABS |
| 2.0 DTI 16V (74 kW) Eng.Y 20 DTH 2/98-7/04 | | | | | | | | | | | | | | | | | | | | |
| 19-2294 | | | F | | | | | | 33 | | | 137 | | | | | 83,3 | | | -ABS |

VAUXHALL

| METELLI ref | Spare Parts | | F/R | L/R | | ABS | A | B | C | D | E | F | G | H | I | L | M | Fig | NOTE |
|---|-------------|--|-----|-----|--|-----|---|----|---|----|-------|---|---|---|---|------|---|-----|------|
| 19-2295 | | | F | | | | | 33 | | | 137 | | | | | 85 | | | +ABS |
| Astra Mk IV (G) SW (T98) 2/98-5/05 | | | | | | | | | | | | | | | | | | | |
| 1.4 16V (66 kW) Eng.X 14 XE, Z 14 XE 2/98-5/05 | | | | | | | | | | | | | | | | | | | |
| 19-2292 | | | F | | | | | 33 | | 60 | 119,4 | | | | | 85,5 | | | -ABS |
| 19-2293 | | | F | | | | | 33 | | | 119,4 | | | | | 85 | | | +ABS |
| 1.6 (55 kW) Eng.X 16 SZR 3/98-4/04 | | | | | | | | | | | | | | | | | | | |
| 19-2292 | | | F | | | | | 33 | | 60 | 119,4 | | | | | 85,5 | | | -ABS |
| 19-2293 | | | F | | | | | 33 | | | 119,4 | | | | | 85 | | | +ABS |
| 1.6 (62 kW) Eng.Z 16 SE 3/98-4/04 | | | | | | | | | | | | | | | | | | | |
| 19-2292 | | | F | | | | | 33 | | 60 | 119,4 | | | | | 85,5 | | | -ABS |
| 19-2293 | | | F | | | | | 33 | | | 119,4 | | | | | 85 | | | +ABS |
| 1.6 (76 kW) Eng.Z 16 XEP 12/02-5/05 | | | | | | | | | | | | | | | | | | | |
| 19-2292 | | | F | | | | | 33 | | 60 | 119,4 | | | | | 85,5 | | | -ABS |
| 19-2293 | | | F | | | | | 33 | | | 119,4 | | | | | 85 | | | +ABS |
| 1.6 16V (74 kW) Eng.X 16 XEL, Z 16 XE 3/98-4/04 | | | | | | | | | | | | | | | | | | | |
| 19-2292 | | | F | | | | | 33 | | 60 | 119,4 | | | | | 85,5 | | | -ABS |
| 19-2293 | | | F | | | | | 33 | | | 119,4 | | | | | 85 | | | +ABS |
| 1.6 Dualfuel (62 kW) Eng.Z 16 SE 7/00-5/05 | | | | | | | | | | | | | | | | | | | |
| 19-2292 | | | F | | | | | 33 | | 60 | 119,4 | | | | | 85,5 | | | -ABS |
| 19-2293 | | | F | | | | | 33 | | | 119,4 | | | | | 85 | | | +ABS |
| 1.6 Dualfuel (63 kW) Eng.Z 16 SE 3/98-4/04 | | | | | | | | | | | | | | | | | | | |
| 19-2292 | | | F | | | | | 33 | | 60 | 119,4 | | | | | 85,5 | | | -ABS |
| 19-2293 | | | F | | | | | 33 | | | 119,4 | | | | | 85 | | | +ABS |
| 1.7 CDTI 16V (59 kW) Eng.Z 17 DTL 4/03-5/05 | | | | | | | | | | | | | | | | | | | |
| 19-2292 | | | F | | | | | 33 | | 60 | 119,4 | | | | | 85,5 | | | -ABS |
| 19-2293 | | | F | | | | | 33 | | | 119,4 | | | | | 85 | | | +ABS |
| 1.7 DTI 16V (55 kW) Eng.Y 17 DT 2/00-5/05 | | | | | | | | | | | | | | | | | | | |
| 19-2292 | | | F | | | | | 33 | | 60 | 119,4 | | | | | 85,5 | | | -ABS |

VAUXHALL

| METELLI ref | Spare Parts | F/R | L/R | ABS | A | B | C | D | E | F | G | H | I | L | M | Fig | NOTE |
|---|-------------|-----|-----|-----|---|----|---|----|-------|---|---|---|---|------|---|-----|------|
| 19-2293 | | F | | | | 33 | | | 119,4 | | | | | 85 | | | +ABS |
| 1.7 TD (50 kW) Eng.X 17 DTL 2/98-8/00 | | | | | | | | | | | | | | | | | |
| 19-2292 | | F | | | | 33 | | 60 | 119,4 | | | | | 85,5 | | | -ABS |
| 19-2293 | | F | | | | 33 | | | 119,4 | | | | | 85 | | | +ABS |
| 1.8 16V (85 kW) Eng.X 18 XE1 2/98-8/00 | | | | | | | | | | | | | | | | | |
| 19-2292 | | F | | | | 33 | | 60 | 119,4 | | | | | 85,5 | | | -ABS |
| 19-2295 | | F | | | | 33 | | | 137 | | | | | 85 | | | +ABS |
| 1.8 16V (92 kW) Eng.Z 18 XE 9/00-5/05 | | | | | | | | | | | | | | | | | |
| 19-2292 | | F | | | | 33 | | 60 | 119,4 | | | | | 85,5 | | | -ABS |
| 19-2295 | | F | | | | 33 | | | 137 | | | | | 85 | | | +ABS |
| 1.8 16V Dualfuel (87 kW) Eng.Z 18 XE 9/02-5/05 | | | | | | | | | | | | | | | | | |
| 19-2292 | | F | | | | 33 | | 60 | 119,4 | | | | | 85,5 | | | -ABS |
| 19-2295 | | F | | | | 33 | | | 137 | | | | | 85 | | | +ABS |
| 2.0 DI (60 kW) Eng.X 20 DTL, Y 20 DTL 3/98-4/04 | | | | | | | | | | | | | | | | | |
| 19-2292 | | F | | | | 33 | | 60 | 119,4 | | | | | 85,5 | | | -ABS |
| 19-2295 | | F | | | | 33 | | | 137 | | | | | 85 | | | +ABS |
| 2.0 DTI 16V (74 kW) Eng.Y 20 DTH 3/98-4/04 | | | | | | | | | | | | | | | | | |
| 19-2294 | | F | | | | 33 | | | 137 | | | | | 83,3 | | | -ABS |
| 19-2295 | | F | | | | 33 | | | 137 | | | | | 85 | | | +ABS |
| 2.2 16V (108 kW) Eng.Z 22 SE 3/01-5/05 | | | | | | | | | | | | | | | | | |
| 19-2294 | | F | | | | 33 | | | 137 | | | | | 83,3 | | | -ABS |
| 19-2295 | | F | | | | 33 | | | 137 | | | | | 85 | | | +ABS |
| Astra Mk V (H) (A04) 1/04-9/09 | | | | | | | | | | | | | | | | | |
| 1.3 CDTI (L48) (66 kW) Eng.Z 13 DTH 1/04-5/09 | | | | | | | | | | | | | | | | | |
| 19-2344 | | F | | | | | | | 119,4 | | | | | 116 | | | |
| 19-2345 | | F | | | | | | | 137 | | | | | | | | |
| 1.4 (L48) (66 kW) Eng.Z 14 XEP 1/04-5/09 | | | | | | | | | | | | | | | | | |
| 19-2344 | | F | | | | | | | 119,4 | | | | | 116 | | | |

VAUXHALL

| METELLI ref | Spare Parts | F/R | L/R | ABS | A | B | C | D | E | F | G | H | I | L | M | Fig | NOTE |
|---|-------------|-----|-----|-----|---|----|---|---|-------|---|---|---|---|-----|---|-----|-------------|
| 1.9 CDTI (L48) (88 kW) Eng.Z 19 DT 1/04-5/09 | | | | | | | | | | | | | | | | | |
| 19-2344 | | F | | | | | | | 119,4 | | | | | 116 | | | |
| 19-2345 | | F | | | | | | | 137 | | | | | | | | |
| 19-2839 | | F | | | | 33 | | | 136,5 | | | | | 85 | | | |
| 1.9 CDTI (L48) (110 kW) Eng.Z 19 DTH 1/04-5/09 | | | | | | | | | | | | | | | | | |
| 19-2344 | | F | | | | | | | 119,4 | | | | | 116 | | | |
| 19-2837 | | F | | | | 30 | | | 137 | | | | | 85 | | | Eng. Z19DTH |
| 1.9 CDTI 16V (L48) (88 kW) Eng.Z 19 DTJ 1/04-5/09 | | | | | | | | | | | | | | | | | |
| 19-2344 | | F | | | | | | | 119,4 | | | | | 116 | | | |
| 19-2345 | | F | | | | | | | 137 | | | | | | | | |
| 19-2839 | | F | | | | 33 | | | 136,5 | | | | | 85 | | | |
| 2.0 Turbo (L48) (125 kW) Eng.Z 20 LEL 1/04-5/09 | | | | | | | | | | | | | | | | | |
| 19-2344 | | F | | | | | | | 119,4 | | | | | 116 | | | |
| 19-2345 | | F | | | | | | | 137 | | | | | | | | |
| 19-2839 | | F | | | | 33 | | | 136,5 | | | | | 85 | | | |
| 2.0 Turbo (L48) (147 kW) Eng.Z 20 LER 1/04-5/09 | | | | | | | | | | | | | | | | | |
| 19-2344 | | F | | | | | | | 119,4 | | | | | 116 | | | |
| 19-2345 | | F | | | | | | | 137 | | | | | | | | |
| 19-2839 | | F | | | | 33 | | | 136,5 | | | | | 85 | | | |
| Astra Mk V (H) Sport Hatch (A04) 2/05-11/10 | | | | | | | | | | | | | | | | | |
| 1.3 CDTi (L08) (66 kW) Eng.Z 13 DTH 4/05-11/10 | | | | | | | | | | | | | | | | | |
| 19-2344 | | F | | | | | | | 119,4 | | | | | 116 | | | |
| 19-2345 | | F | | | | | | | 137 | | | | | | | | |
| 1.4 i 16V (L08) (66 kW) Eng.Z 14 XEP 3/05-11/10 | | | | | | | | | | | | | | | | | |
| 19-2344 | | F | | | | | | | 119,4 | | | | | 116 | | | |
| 19-2345 | | F | | | | | | | 137 | | | | | | | | |
| 1.6 (L08) (77 kW) Eng.Z 16 XEP 2/05-11/10 | | | | | | | | | | | | | | | | | |
| 19-2344 | | F | | | | | | | 119,4 | | | | | 116 | | | |

VAUXHALL

| METELLI ref | Spare Parts | | F/R | L/R | | ABS | A | B | C | D | E | F | G | H | I | L | M | Fig | NOTE |
|--|-------------|--|-----|-----|--|-----|---|----|---|---|-------|---|---|---|---|-----|---|-----|------|
| 19-2345 | | | F | | | | | | | | 137 | | | | | | | | |
| 1.6 (L08) (132 kW) Eng.A 16 LET, Z 16 LET 10/06-11/10 | | | | | | | | | | | | | | | | | | | |
| 19-2344 | | | F | | | | | | | | 119,4 | | | | | 116 | | | |
| 19-2345 | | | F | | | | | | | | 137 | | | | | | | | |
| 1.6 i 16V (L08) (85 kW) Eng.A 16 XER, Z 16 XER 12/06-11/10 | | | | | | | | | | | | | | | | | | | |
| 19-2344 | | | F | | | | | | | | 119,4 | | | | | 116 | | | |
| 19-2345 | | | F | | | | | | | | 137 | | | | | | | | |
| 1.7 CDTi (L08) (74 kW) Eng.Z 17 DTH 2/05-11/10 | | | | | | | | | | | | | | | | | | | |
| 19-2344 | | | F | | | | | | | | 119,4 | | | | | 116 | | | |
| 19-2345 | | | F | | | | | | | | 137 | | | | | | | | |
| 1.7 CDTi (L08) (81 kW) Eng.A 17 DTJ, Z 17 DTJ 2/07-11/09 | | | | | | | | | | | | | | | | | | | |
| 19-2344 | | | F | | | | | | | | 119,4 | | | | | 116 | | | |
| 19-2345 | | | F | | | | | | | | 137 | | | | | | | | |
| 19-2839 | | | F | | | | | 33 | | | 136,5 | | | | | 85 | | | |
| 1.8 (L08) (92 kW) Eng.Z 18 XE 2/05-11/10 | | | | | | | | | | | | | | | | | | | |
| 19-2344 | | | F | | | | | | | | 119,4 | | | | | 116 | | | |
| 19-2345 | | | F | | | | | | | | 137 | | | | | | | | |
| 1.8 i 16V (L08) (103 kW) Eng.A 18 XER, Z 18 XER 3/07-11/10 | | | | | | | | | | | | | | | | | | | |
| 19-2344 | | | F | | | | | | | | 119,4 | | | | | 116 | | | |
| 19-2345 | | | F | | | | | | | | 137 | | | | | | | | |
| 1.9 CDTi (L08) (74 kW) Eng.Z 19 DTL 8/05-11/10 | | | | | | | | | | | | | | | | | | | |
| 19-2344 | | | F | | | | | | | | 119,4 | | | | | 116 | | | |
| 19-2345 | | | F | | | | | | | | 137 | | | | | | | | |
| 19-2839 | | | F | | | | | 33 | | | 136,5 | | | | | 85 | | | |
| 1.9 CDTi (L08) (88 kW) Eng.Z 19 DT 2/05-11/10 | | | | | | | | | | | | | | | | | | | |
| 19-2344 | | | F | | | | | | | | 119,4 | | | | | 116 | | | |
| 19-2345 | | | F | | | | | | | | 137 | | | | | | | | |
| 19-2839 | | | F | | | | | 33 | | | 136,5 | | | | | 85 | | | |

VAUXHALL

| METELLI ref | Spare Parts | | F/R | L/R | | | ABS | A | B | C | D | E | F | G | H | I | L | M | Fig | NOTE |
|--|-------------|--|-----|-----|--|--|-----|---|----|---|---|-------|---|---|---|---|-----|---|-----|-------------|
| 1.9 CDTi (L08) (110 kW) Eng.Z 19 DTH 2/05-11/10 | | | | | | | | | | | | | | | | | | | | |
| 19-2344 | | | F | | | | | | | | | 119,4 | | | | | 116 | | | |
| 19-2837 | | | F | | | | | | 30 | | | 137 | | | | | 85 | | | Eng. Z19DTH |
| 2.0 Turbo (L08) (125 kW) Eng.Z 20 LEL 2/05-11/10 | | | | | | | | | | | | | | | | | | | | |
| 19-2344 | | | F | | | | | | | | | 119,4 | | | | | 116 | | | |
| 19-2345 | | | F | | | | | | | | | 137 | | | | | | | | |
| 19-2839 | | | F | | | | | | 33 | | | 136,5 | | | | | 85 | | | |
| Astra Mk V (H) SW (A04) 8/04-10/12 | | | | | | | | | | | | | | | | | | | | |
| 1.3 CDTi (L35) (66 kW) Eng.Z 13 DTH 8/04-3/09 | | | | | | | | | | | | | | | | | | | | |
| 19-2344 | | | F | | | | | | | | | 119,4 | | | | | 116 | | | |
| 19-2345 | | | F | | | | | | | | | 137 | | | | | | | | |
| 1.4 (L35) (66 kW) Eng.Z 14 XEP 8/04-3/09 | | | | | | | | | | | | | | | | | | | | |
| 19-2344 | | | F | | | | | | | | | 119,4 | | | | | 116 | | | |
| 19-2345 | | | F | | | | | | | | | 137 | | | | | | | | |
| 1.6 (L35) (77 kW) Eng.Z 16 XE1, Z 16 XEP 8/04-3/09 | | | | | | | | | | | | | | | | | | | | |
| 19-2344 | | | F | | | | | | | | | 119,4 | | | | | 116 | | | |
| 19-2345 | | | F | | | | | | | | | 137 | | | | | | | | |
| 1.6 (L35) (85 kW) Eng.Z 16 XER 8/04-3/11 | | | | | | | | | | | | | | | | | | | | |
| 19-2344 | | | F | | | | | | | | | 119,4 | | | | | 116 | | | |
| 19-2345 | | | F | | | | | | | | | 137 | | | | | | | | |
| 1.6 (L35) (132 kW) Eng.A 16 LET, Z 16 LET 8/04-3/09 | | | | | | | | | | | | | | | | | | | | |
| 19-2344 | | | F | | | | | | | | | 119,4 | | | | | 116 | | | |
| 19-2345 | | | F | | | | | | | | | 137 | | | | | | | | |
| 1.7 CDTi (L35) (59 kW) Eng.Z 17 DTL 8/04-5/09 | | | | | | | | | | | | | | | | | | | | |
| 19-2344 | | | F | | | | | | | | | 119,4 | | | | | 116 | | | |
| 19-2345 | | | F | | | | | | | | | 137 | | | | | | | | |
| 1.7 CDTi (L35) (74 kW) Eng.Z 17 DTH 8/04-3/09 | | | | | | | | | | | | | | | | | | | | |
| 19-2344 | | | F | | | | | | | | | 119,4 | | | | | 116 | | | |

VAUXHALL

| METELLI ref | Spare Parts | | F/R | L/R | | ABS | A | B | C | D | E | F | G | H | I | L | M | Fig | NOTE |
|--|-------------|--|-----|-----|--|-----|---|----|---|---|-------|---|---|---|---|-----|---|-----|-------------|
| 19-2345 | | | F | | | | | | | | 137 | | | | | | | | |
| 1.7 CDTi (L35) (81 kW) Eng.A 17 DTJ, Z 17 DTJ 8/04-10/12 | | | | | | | | | | | | | | | | | | | |
| 19-2344 | | | F | | | | | | | | 119,4 | | | | | 116 | | | |
| 19-2345 | | | F | | | | | | | | 137 | | | | | | | | |
| 1.8 (L35) (92 kW) Eng.Z 18 XE 10/04-3/09 | | | | | | | | | | | | | | | | | | | |
| 19-2344 | | | F | | | | | | | | 119,4 | | | | | 116 | | | |
| 19-2345 | | | F | | | | | | | | 137 | | | | | | | | |
| 1.8 (L35) (103 kW) Eng.A 18 XER, Z 18 XER 12/05-10/10 | | | | | | | | | | | | | | | | | | | |
| 19-2344 | | | F | | | | | | | | 119,4 | | | | | 116 | | | |
| 19-2345 | | | F | | | | | | | | 137 | | | | | | | | |
| 1.9 CDTi (L35) (88 kW) Eng.Z 19 DT 8/04-3/09 | | | | | | | | | | | | | | | | | | | |
| 19-2344 | | | F | | | | | | | | 119,4 | | | | | 116 | | | |
| 19-2345 | | | F | | | | | | | | 137 | | | | | | | | |
| 19-2839 | | | F | | | | | 33 | | | 136,5 | | | | | 85 | | | |
| 1.9 CDTi (L35) (110 kW) Eng.Z 19 DTH 8/04-3/09 | | | | | | | | | | | | | | | | | | | |
| 19-2344 | | | F | | | | | | | | 119,4 | | | | | 116 | | | |
| 19-2837 | | | F | | | | | 30 | | | 137 | | | | | 85 | | | |
| 19-2837 | | | F | | | | | 30 | | | 137 | | | | | 85 | | | Eng. Z19DTH |
| 2.0 Turbo (L35) (125 kW) Eng.Z 20 LEL 8/04-10/10 | | | | | | | | | | | | | | | | | | | |
| 19-2344 | | | F | | | | | | | | 119,4 | | | | | 116 | | | |
| 19-2345 | | | F | | | | | | | | 137 | | | | | | | | |
| 19-2839 | | | F | | | | | 33 | | | 136,5 | | | | | 85 | | | |
| 2.0 Turbo (L35) (147 kW) Eng.Z 20 LER 8/04-10/10 | | | | | | | | | | | | | | | | | | | |
| 19-2344 | | | F | | | | | | | | 119,4 | | | | | 116 | | | |
| 19-2345 | | | F | | | | | | | | 137 | | | | | | | | |
| 19-2839 | | | F | | | | | 33 | | | 136,5 | | | | | 85 | | | |

VAUXHALL

| METELLI ref | Spare Parts | F/R | L/R | ABS | A | B | C | D | E | F | G | H | I | L | M | Fig | NOTE |
|---|-------------|-----|-----|-----|---|----|---|----|-------|---|---|---|---|------|---|-----|------------------------|
| Astra Mk V (H) TwinTop (A04) 9/05-8/11 | | | | | | | | | | | | | | | | | |
| 1.6 (L67) (77 kW) Eng.Z 16 XEP 9/05-11/10 | | | | | | | | | | | | | | | | | |
| 19-2344 | | F | | | | | | | 119,4 | | | | | 116 | | | |
| 19-2345 | | F | | | | | | | 137 | | | | | | | | |
| 1.6 i 16V (L67) (85 kW) Eng.A 16 XER, Z 16 XER 10/06-8/11 | | | | | | | | | | | | | | | | | |
| 19-2344 | | F | | | | | | | 119,4 | | | | | 116 | | | |
| 19-2345 | | F | | | | | | | 137 | | | | | | | | |
| 1.8 (L67) (103 kW) Eng.A 18 XER, Z 18 XER 5/08-11/10 | | | | | | | | | | | | | | | | | |
| 19-2344 | | F | | | | | | | 119,4 | | | | | 116 | | | |
| 19-2345 | | F | | | | | | | 137 | | | | | | | | |
| 1.9 CDTi (L67) (110 kW) Eng.Z 19 DTH 1/06-11/10 | | | | | | | | | | | | | | | | | |
| 19-2344 | | F | | | | | | | 119,4 | | | | | 116 | | | |
| 19-2837 | | F | | | | 30 | | | 137 | | | | | 85 | | | Eng. Z19DTH |
| 2.0 (L67) (125 kW) Eng.Z 20 LEL 2/06-11/10 | | | | | | | | | | | | | | | | | |
| 19-2344 | | F | | | | | | | 119,4 | | | | | 116 | | | |
| 19-2345 | | F | | | | | | | 137 | | | | | | | | |
| 2.0 Turbo (L67) (147 kW) Eng.Z 20 LER 1/06-11/10 | | | | | | | | | | | | | | | | | |
| 19-2344 | | F | | | | | | | 119,4 | | | | | 116 | | | |
| 19-2345 | | F | | | | | | | 137 | | | | | | | | |
| 19-2839 | | F | | | | 33 | | | 136,5 | | | | | 85 | | | |
| Astra Mk VI (J) (P10) 12/09-1/70 | | | | | | | | | | | | | | | | | |
| 1.3 CDTI (70 kW) Eng.A 13 DTE 12/09-10/15 | | | | | | | | | | | | | | | | | |
| 19-2858 | | F | | | | 38 | | | 136 | | | | | 83,5 | | | Disc 276mm |
| 19-2859 | | F | | | | | | | 146 | | | | | 87,5 | | | Disc 321mm, Disc 300mm |
| 19-8159 | | R | | | | | | 82 | 146 | | | | | | | | Disc 292mm |
| 19-8160 | | R | | | | | | 81 | 136 | | | | | | | | Disc 268mm |

VAUXHALL

| METELLI ref | Spare Parts | | F/R | L/R | | | ABS | A | B | C | D | E | F | G | H | I | L | M | Fig | NOTE |
|---|-------------|--|-----|-----|--|--|-----|---|----|---|----|-----|---|---|---|---|---|---|------|------------------------|
| 19-8160 | | | R | | | | | | | | 81 | 136 | | | | | | | | Disc 268mm |
| 1.6 CDTi (100 kW) Eng.B 16 DTH 11/13-10/15 | | | | | | | | | | | | | | | | | | | | |
| 19-2858 | | | F | | | | | | 38 | | | 136 | | | | | | | 83,5 | Disc 276mm |
| 19-2859 | | | F | | | | | | | | | 146 | | | | | | | 87,5 | Disc 321mm, Disc 300mm |
| 19-8159 | | | R | | | | | | | | 82 | 146 | | | | | | | | Disc 292mm |
| 19-8160 | | | R | | | | | | | | 81 | 136 | | | | | | | | Disc 268mm |
| 1.6 Turbo (132 kW) Eng.A 16 LET 12/09-10/15 | | | | | | | | | | | | | | | | | | | | |
| 19-2858 | | | F | | | | | | 38 | | | 136 | | | | | | | 83,5 | Disc 276mm |
| 19-2859 | | | F | | | | | | | | | 146 | | | | | | | 87,5 | Disc 321mm, Disc 300mm |
| 19-8159 | | | R | | | | | | | | 82 | 146 | | | | | | | | Disc 292mm |
| 19-8160 | | | R | | | | | | | | 81 | 136 | | | | | | | | Disc 268mm |
| 1.7 CDTi (74 kW) Eng.A 17 DTL 10/10-10/15 | | | | | | | | | | | | | | | | | | | | |
| 19-2858 | | | F | | | | | | 38 | | | 136 | | | | | | | 83,5 | Disc 276mm |
| 19-2859 | | | F | | | | | | | | | 146 | | | | | | | 87,5 | Disc 321mm, Disc 300mm |
| 19-8159 | | | R | | | | | | | | 82 | 146 | | | | | | | | Disc 292mm |
| 19-8160 | | | R | | | | | | | | 81 | 136 | | | | | | | | Disc 268mm |
| 1.7 CDTi (81 kW) Eng.A 17 DTC, A 17 DTE, A 17 DTJ 12/09-10/15 | | | | | | | | | | | | | | | | | | | | |
| 19-2858 | | | F | | | | | | 38 | | | 136 | | | | | | | 83,5 | Disc 276mm |
| 19-2859 | | | F | | | | | | | | | 146 | | | | | | | 87,5 | Disc 321mm, Disc 300mm |
| 19-8159 | | | R | | | | | | | | 82 | 146 | | | | | | | | Disc 292mm |
| 19-8160 | | | R | | | | | | | | 81 | 136 | | | | | | | | Disc 268mm |
| 1.7 CDTi (92 kW) Eng.A 17 DTR 12/09-10/15 | | | | | | | | | | | | | | | | | | | | |
| 19-2858 | | | F | | | | | | 38 | | | 136 | | | | | | | 83,5 | Disc 276mm |
| 19-2859 | | | F | | | | | | | | | 146 | | | | | | | 87,5 | Disc 321mm, Disc 300mm |
| 19-8159 | | | R | | | | | | | | 82 | 146 | | | | | | | | Disc 292mm |
| 19-8160 | | | R | | | | | | | | 81 | 136 | | | | | | | | Disc 268mm |
| 1.7 CDTi (96 kW) Eng.A 17 DTF, A 17 DTS 6/11-10/15 | | | | | | | | | | | | | | | | | | | | |
| 19-2858 | | | F | | | | | | 38 | | | 136 | | | | | | | 83,5 | Disc 276mm |
| 19-2859 | | | F | | | | | | | | | 146 | | | | | | | 87,5 | Disc 321mm, Disc 300mm |

VAUXHALL

| METELLI ref | Spare Parts | | F/R | L/R | | | ABS | A | B | C | D | E | F | G | H | I | L | M | Fig | NOTE |
|---|-------------|--|-----|-----|--|--|-----|---|----|---|----|-----|---|---|---|---|---|------|-----|------------------------|
| 1.4 (103 kW) Eng.A 14 NET, B 14 NET 10/11-10/15 | | | | | | | | | | | | | | | | | | | | |
| 19-2858 | | | F | | | | | | 38 | | | 136 | | | | | | 83,5 | | Disc 276mm |
| 19-2859 | | | F | | | | | | | | | 146 | | | | | | 87,5 | | Disc 321mm, Disc 300mm |
| 19-8159 | | | R | | | | | | | | 82 | 146 | | | | | | | | Disc 292mm |
| 19-8160 | | | R | | | | | | | | 81 | 136 | | | | | | | | Disc 268mm |
| 1.6 (132 kW) Eng.A 16 LET 10/11-10/15 | | | | | | | | | | | | | | | | | | | | |
| 19-2858 | | | F | | | | | | 38 | | | 136 | | | | | | 83,5 | | Disc 276mm |
| 19-2859 | | | F | | | | | | | | | 146 | | | | | | 87,5 | | Disc 321mm, Disc 300mm |
| 19-8159 | | | R | | | | | | | | 82 | 146 | | | | | | | | Disc 292mm |
| 19-8160 | | | R | | | | | | | | 81 | 136 | | | | | | | | Disc 268mm |
| 1.6 CDTi (81 kW) Eng.B 16 DTL 7/14-10/15 | | | | | | | | | | | | | | | | | | | | |
| 19-2858 | | | F | | | | | | 38 | | | 136 | | | | | | 83,5 | | Disc 276mm |
| 19-2859 | | | F | | | | | | | | | 146 | | | | | | 87,5 | | Disc 321mm, Disc 300mm |
| 19-8159 | | | R | | | | | | | | 82 | 146 | | | | | | | | Disc 292mm |
| 19-8160 | | | R | | | | | | | | 81 | 136 | | | | | | | | Disc 268mm |
| 1.6 CDTi (100 kW) Eng.B 16 DTH 7/14-10/15 | | | | | | | | | | | | | | | | | | | | |
| 19-2858 | | | F | | | | | | 38 | | | 136 | | | | | | 83,5 | | Disc 276mm |
| 19-2859 | | | F | | | | | | | | | 146 | | | | | | 87,5 | | Disc 321mm, Disc 300mm |
| 19-8159 | | | R | | | | | | | | 82 | 146 | | | | | | | | Disc 292mm |
| 19-8160 | | | R | | | | | | | | 81 | 136 | | | | | | | | Disc 268mm |
| 1.6 SIDI (147 kW) Eng.A 16 SHT, B 16 SHT 9/13-10/15 | | | | | | | | | | | | | | | | | | | | |
| 19-2858 | | | F | | | | | | 38 | | | 136 | | | | | | 83,5 | | Disc 276mm |
| 19-2859 | | | F | | | | | | | | | 146 | | | | | | 87,5 | | Disc 321mm, Disc 300mm |
| 19-8159 | | | R | | | | | | | | 82 | 146 | | | | | | | | Disc 292mm |
| 19-8160 | | | R | | | | | | | | 81 | 136 | | | | | | | | Disc 268mm |
| 1.7 CDTi (81 kW) Eng.A 17 DTC, A 17 DTE, A 17 DTJ 10/11-10/15 | | | | | | | | | | | | | | | | | | | | |
| 19-2858 | | | F | | | | | | 38 | | | 136 | | | | | | 83,5 | | Disc 276mm |
| 19-2859 | | | F | | | | | | | | | 146 | | | | | | 87,5 | | Disc 321mm, Disc 300mm |
| 19-8159 | | | R | | | | | | | | 82 | 146 | | | | | | | | Disc 292mm |

VAUXHALL

| METELLI ref | Spare Parts | | F/R | L/R | | | ABS | A | B | C | D | E | F | G | H | I | L | M | Fig | NOTE |
|--|-------------|--|-----|-----|--|--|-----|---|----|---|----|-----|---|---|---|---|------|---|-----|------------------------|
| 1.4 (74 kW) Eng.A 14 XER 6/12-10/15 | | | | | | | | | | | | | | | | | | | | |
| 19-2858 | | | F | | | | | | 38 | | | 136 | | | | | 83,5 | | | Disc 276mm |
| 19-2859 | | | F | | | | | | | | | 146 | | | | | 87,5 | | | Disc 321mm, Disc 300mm |
| 19-8159 | | | R | | | | | | | | 82 | 146 | | | | | | | | Disc 292mm |
| 19-8160 | | | R | | | | | | | | 81 | 136 | | | | | | | | Disc 268mm |
| 1.4 Turbo (103 kW) Eng.A 14 NET 6/12-10/15 | | | | | | | | | | | | | | | | | | | | |
| 19-2858 | | | F | | | | | | 38 | | | 136 | | | | | 83,5 | | | Disc 276mm |
| 19-2859 | | | F | | | | | | | | | 146 | | | | | 87,5 | | | Disc 321mm, Disc 300mm |
| 19-8159 | | | R | | | | | | | | 82 | 146 | | | | | | | | Disc 292mm |
| 19-8160 | | | R | | | | | | | | 81 | 136 | | | | | | | | Disc 268mm |
| 1.6 (85 kW) Eng.A 16 XER 6/12-10/15 | | | | | | | | | | | | | | | | | | | | |
| 19-2858 | | | F | | | | | | 38 | | | 136 | | | | | 83,5 | | | Disc 276mm |
| 19-2859 | | | F | | | | | | | | | 146 | | | | | 87,5 | | | Disc 321mm, Disc 300mm |
| 19-8159 | | | R | | | | | | | | 82 | 146 | | | | | | | | Disc 292mm |
| 19-8160 | | | R | | | | | | | | 81 | 136 | | | | | | | | Disc 268mm |
| 1.6 Turbo (132 kW) Eng.A 16 LET 6/12-10/15 | | | | | | | | | | | | | | | | | | | | |
| 19-2858 | | | F | | | | | | 38 | | | 136 | | | | | 83,5 | | | Disc 276mm |
| 19-2859 | | | F | | | | | | | | | 146 | | | | | 87,5 | | | Disc 321mm, Disc 300mm |
| 19-8159 | | | R | | | | | | | | 82 | 146 | | | | | | | | Disc 292mm |
| 19-8160 | | | R | | | | | | | | 81 | 136 | | | | | | | | Disc 268mm |
| 1.7 CDTI (81 kW) Eng.A 17 DTC, A 17 DTE, A 17 DTJ 6/12-10/15 | | | | | | | | | | | | | | | | | | | | |
| 19-2858 | | | F | | | | | | 38 | | | 136 | | | | | 83,5 | | | Disc 276mm |
| 19-2859 | | | F | | | | | | | | | 146 | | | | | 87,5 | | | Disc 321mm, Disc 300mm |
| 19-8159 | | | R | | | | | | | | 82 | 146 | | | | | | | | Disc 292mm |
| 19-8160 | | | R | | | | | | | | 81 | 136 | | | | | | | | Disc 268mm |
| 1.7 CDTI (96 kW) Eng.A 17 DTF, A 17 DTS 6/12-10/15 | | | | | | | | | | | | | | | | | | | | |
| 19-2858 | | | F | | | | | | 38 | | | 136 | | | | | 83,5 | | | Disc 276mm |
| 19-2859 | | | F | | | | | | | | | 146 | | | | | 87,5 | | | Disc 321mm, Disc 300mm |
| 19-8159 | | | R | | | | | | | | 82 | 146 | | | | | | | | Disc 292mm |

VAUXHALL

| METELLI ref | Spare Parts | | F/R | L/R | | | ABS | A | B | C | D | E | F | G | H | I | L | M | Fig | NOTE |
|---|-------------|--|-----|-----|--|--|-----|---|----|---|----|-----|---|---|---|---|---|------|-----|------------------------|
| 1.6 CDTi (81 kW) Eng.B 16 DTL 1/14-10/15 | | | | | | | | | | | | | | | | | | | | |
| 19-2858 | | | F | | | | | | 38 | | | 136 | | | | | | 83,5 | | Disc 276mm |
| 19-2859 | | | F | | | | | | | | | 146 | | | | | | 87,5 | | Disc 321mm, Disc 300mm |
| 19-8159 | | | R | | | | | | | | 82 | 146 | | | | | | | | Disc 292mm |
| 19-8160 | | | R | | | | | | | | 81 | 136 | | | | | | | | Disc 268mm |
| 1.6 CDTi (100 kW) Eng.B 16 DTH 1/14-10/15 | | | | | | | | | | | | | | | | | | | | |
| 19-2858 | | | F | | | | | | 38 | | | 136 | | | | | | 83,5 | | Disc 276mm |
| 19-2859 | | | F | | | | | | | | | 146 | | | | | | 87,5 | | Disc 321mm, Disc 300mm |
| 19-8159 | | | R | | | | | | | | 82 | 146 | | | | | | | | Disc 292mm |
| 19-8160 | | | R | | | | | | | | 81 | 136 | | | | | | | | Disc 268mm |
| 1.6 Turbo (132 kW) Eng.A 16 LET 10/10-10/15 | | | | | | | | | | | | | | | | | | | | |
| 19-2858 | | | F | | | | | | 38 | | | 136 | | | | | | 83,5 | | Disc 276mm |
| 19-2859 | | | F | | | | | | | | | 146 | | | | | | 87,5 | | Disc 321mm, Disc 300mm |
| 19-8159 | | | R | | | | | | | | 82 | 146 | | | | | | | | Disc 292mm |
| 19-8160 | | | R | | | | | | | | 81 | 136 | | | | | | | | Disc 268mm |
| 1.7 CDTi (81 kW) Eng.A 17 DTC, A 17 DTE, A 17 DTJ 10/10-10/15 | | | | | | | | | | | | | | | | | | | | |
| 19-2858 | | | F | | | | | | 38 | | | 136 | | | | | | 83,5 | | Disc 276mm |
| 19-2859 | | | F | | | | | | | | | 146 | | | | | | 87,5 | | Disc 321mm, Disc 300mm |
| 19-8159 | | | R | | | | | | | | 82 | 146 | | | | | | | | Disc 292mm |
| 19-8160 | | | R | | | | | | | | 81 | 136 | | | | | | | | Disc 268mm |
| 1.7 CDTi (92 kW) Eng.A 17 DTR 10/10-10/15 | | | | | | | | | | | | | | | | | | | | |
| 19-2858 | | | F | | | | | | 38 | | | 136 | | | | | | 83,5 | | Disc 276mm |
| 19-2859 | | | F | | | | | | | | | 146 | | | | | | 87,5 | | Disc 321mm, Disc 300mm |
| 19-8159 | | | R | | | | | | | | 82 | 146 | | | | | | | | Disc 292mm |
| 19-8160 | | | R | | | | | | | | 81 | 136 | | | | | | | | Disc 268mm |
| 1.7 CDTi (96 kW) Eng.A 17 DTF, A 17 DTS 6/11-10/15 | | | | | | | | | | | | | | | | | | | | |
| 19-2858 | | | F | | | | | | 38 | | | 136 | | | | | | 83,5 | | Disc 276mm |
| 19-2859 | | | F | | | | | | | | | 146 | | | | | | 87,5 | | Disc 321mm, Disc 300mm |
| 19-8159 | | | R | | | | | | | | 82 | 146 | | | | | | | | Disc 292mm |

VAUXHALL

| METELLI ref | Spare Parts | | F/R | L/R | | | ABS | A | B | C | D | E | F | G | H | I | L | M | Fig | NOTE |
|---|-------------|--|-----|-----|--|--|-----|---|---|-------|-------|---|---|---|---|---|---|-------|-----|------|
| 2.0 i 16V 4x4 (110 kW) Eng.C 20 XE 6/90-2/94 | | | | | | | | | | | | | | | | | | | | |
| 19-2174 | | | F | | | | | | | 39 | 72 | | | | | | | 37 | | |
| 2.0 i 4x4 (85 kW) Eng.C 20 NE 6/90-7/97 | | | | | | | | | | | | | | | | | | | | |
| 19-2174 | | | F | | | | | | | 39 | 72 | | | | | | | 37 | | |
| 19-2177 | | | F | | | | | | | 39 | 74 | | | | | | | 39 | | |
| 2.0 i Turbo 4x4 (150 kW) Eng.C 20 LET 3/92-7/97 | | | | | | | | | | | | | | | | | | | | |
| 19-2174 | | | F | | | | | | | 39 | 72 | | | | | | | 37 | | |
| 19-2177 | | | F | | | | | | | 39 | 74 | | | | | | | 39 | | |
| 2.5 i V6 (125 kW) Eng.C 25 XE, X 25 XE 4/93-7/97 | | | | | | | | | | | | | | | | | | | | |
| 19-2177 | | | F | | | | | | | 39 | 74 | | | | | | | 39 | | |
| Carlton Mk II Sedan 10/78-8/86 | | | | | | | | | | | | | | | | | | | | |
| 1.8 S (65 kW) Eng.18 S 12/82-8/86 | | | | | | | | | | | | | | | | | | | | |
| 19-2172 | | | F | | | | | | | 17,46 | 50,29 | | | | | | | 14,73 | | |
| 2.0 i (81 kW) Eng.20 E, 20 S 1/83-12/84 | | | | | | | | | | | | | | | | | | | | |
| 19-2172 | | | F | | | | | | | 17,46 | 50,29 | | | | | | | 14,73 | | |
| 2.0 S (74 kW) Eng.C 20 NEJ 10/78-8/86 | | | | | | | | | | | | | | | | | | | | |
| 19-2172 | | | F | | | | | | | 17,46 | 50,29 | | | | | | | 14,73 | | |
| 2.2 i (85 kW) Eng.22 E 11/84-8/86 | | | | | | | | | | | | | | | | | | | | |
| 19-2172 | | | F | | | | | | | 17,46 | 50,29 | | | | | | | 14,73 | | |
| 2.3 D (52 kW) Eng.23 D 5/83-8/86 | | | | | | | | | | | | | | | | | | | | |
| 19-2170 | | | F | | | | | | | 17,46 | 59,13 | | | | | | | 16,76 | | |
| Carlton Mk II SW 9/77-8/86 | | | | | | | | | | | | | | | | | | | | |
| 1.8 S (66 kW) Eng.18 S 11/82-8/86 | | | | | | | | | | | | | | | | | | | | |
| 19-2172 | | | F | | | | | | | 17,46 | 50,29 | | | | | | | 14,73 | | |
| 2.0 (81 kW) Eng.20 E, 20 S 9/77-8/86 | | | | | | | | | | | | | | | | | | | | |
| 19-2172 | | | F | | | | | | | 17,46 | 50,29 | | | | | | | 14,73 | | |

VAUXHALL

| METELLI ref | Spare Parts | | F/R | L/R | | ABS | A | B | C | D | E | F | G | H | I | L | M | Fig | NOTE |
|--|-------------|--|-----|-----|--|-----|---|---|----|---|-------|---|---|---|---|----|---|-----|------|
| 3.0 3000 24V (150 kW) Eng.C 30 SE 9/89-3/94 | | | | | | | | | | | | | | | | | | | |
| 19-2176 | | | F | | | 48 | | | 35 | | 136,7 | | | | | 74 | | | |
| 3.6 24V Lotus (277 kW) Eng.C 36 GET 8/90-9/92 | | | | | | | | | | | | | | | | | | | |
| 19-2176 | | | F | | | 48 | | | 35 | | 136,7 | | | | | 74 | | | |
| 3000 24V (147 kW) Eng.C 30 SEJ 9/89-3/94 | | | | | | | | | | | | | | | | | | | |
| 19-2176 | | | F | | | 48 | | | 35 | | 136,7 | | | | | 74 | | | |
| 3000 Cat (130 kW) Eng.C 30 NE 3/88-3/94 | | | | | | | | | | | | | | | | | | | |
| 19-2176 | | | F | | | 48 | | | 35 | | 136,7 | | | | | 74 | | | |
| Carlton Mk III SW (V87) 9/86-3/94 | | | | | | | | | | | | | | | | | | | |
| 1.8 (65 kW) Eng.E 18 NVR 9/87-3/94 | | | | | | | | | | | | | | | | | | | |
| 19-2176 | | | F | | | 48 | | | 35 | | 136,7 | | | | | 74 | | | |
| 1.8 i (85 kW) Eng.18 SEH 9/86-3/94 | | | | | | | | | | | | | | | | | | | |
| 19-2176 | | | F | | | 48 | | | 35 | | 136,7 | | | | | 74 | | | |
| 1.8 S (66 kW) Eng.18 SV 9/86-3/94 | | | | | | | | | | | | | | | | | | | |
| 19-2176 | | | F | | | 48 | | | 35 | | 136,7 | | | | | 74 | | | |
| 2.0 (85 kW) Eng.C 20 NE 9/86-3/94 | | | | | | | | | | | | | | | | | | | |
| 19-2176 | | | F | | | 48 | | | 35 | | 136,7 | | | | | 74 | | | |
| 2.0 i (90 kW) Eng.20 SE 9/86-3/94 | | | | | | | | | | | | | | | | | | | |
| 19-2176 | | | F | | | 48 | | | 35 | | 136,7 | | | | | 74 | | | |
| 2.2 TD (66 kW) Eng.23 YDT 9/86-8/88 | | | | | | | | | | | | | | | | | | | |
| 19-2176 | | | F | | | 48 | | | 35 | | 136,7 | | | | | 74 | | | |
| 2.3 D (54 kW) Eng.23 YD 9/86-3/94 | | | | | | | | | | | | | | | | | | | |
| 19-2176 | | | F | | | 48 | | | 35 | | 136,7 | | | | | 74 | | | |
| 2.3 TD Interc. (74 kW) Eng.23 DTR 9/88-3/94 | | | | | | | | | | | | | | | | | | | |
| 19-2176 | | | F | | | 48 | | | 35 | | 136,7 | | | | | 74 | | | |
| 2.6 i (110 kW) Eng.C 26 NE 9/90-3/94 | | | | | | | | | | | | | | | | | | | |
| 19-2176 | | | F | | | 48 | | | 35 | | 136,7 | | | | | 74 | | | |

VAUXHALL

| METELLI ref | Spare Parts | | F/R | L/R | | ABS | A | B | C | D | E | F | G | H | I | L | M | Fig | NOTE |
|---|-------------|--|-----|-----|--|-----|---|---|-------|-------|-------|---|---|---|---|-------|---|-----|------|
| 3.0 (130 kW) Eng.C 30 NE 3/87-3/94 | | | | | | | | | | | | | | | | | | | |
| 19-2176 | | | F | | | 48 | | | 35 | | 136,7 | | | | | 74 | | | |
| 3.0 24V (147 kW) Eng.C 30 SEJ 9/89-3/94 | | | | | | | | | | | | | | | | | | | |
| 19-2176 | | | F | | | 48 | | | 35 | | 136,7 | | | | | 74 | | | |
| Cascada Cabrio (W13) 2/13-1/70 | | | | | | | | | | | | | | | | | | | |
| 1.4 (103 kW) Eng.A 14 NET, B 14 NET 2/13-1/70 | | | | | | | | | | | | | | | | | | | |
| 19-2859 | | | F | | | | | | | | 146 | | | | | 87,5 | | | |
| 19-8159 | | | R | | | | | | 82 | 146 | | | | | | | | | |
| 1.6 (125 kW) Eng.A 16 XHT, B 16 SHL, D 16 SHL 2/13-1/70 | | | | | | | | | | | | | | | | | | | |
| 19-2859 | | | F | | | | | | | | 146 | | | | | 87,5 | | | |
| 19-8159 | | | R | | | | | | 82 | 146 | | | | | | | | | |
| 1.6 (147 kW) Eng.A 16 SHT, B 16 SHT, D 16 SHT 11/13-1/70 | | | | | | | | | | | | | | | | | | | |
| 19-2859 | | | F | | | | | | | | 146 | | | | | 87,5 | | | |
| 19-8159 | | | R | | | | | | 82 | 146 | | | | | | | | | |
| 2.0 CDTI (121 kW) Eng.A 20 DTH 2/13-1/70 | | | | | | | | | | | | | | | | | | | |
| 19-2859 | | | F | | | | | | | | 146 | | | | | 87,5 | | | |
| 19-8159 | | | R | | | | | | 82 | 146 | | | | | | | | | |
| 2.0 CDTI (125 kW) Eng.B 20 DTH 7/15-1/70 | | | | | | | | | | | | | | | | | | | |
| 19-2859 | | | F | | | | | | | | 146 | | | | | 87,5 | | | |
| 19-8159 | | | R | | | | | | 82 | 146 | | | | | | | | | |
| 2.0 CDTI (143 kW) Eng.A 20 DTR 2/13-1/70 | | | | | | | | | | | | | | | | | | | |
| 19-2859 | | | F | | | | | | | | 146 | | | | | 87,5 | | | |
| 19-8159 | | | R | | | | | | 82 | 146 | | | | | | | | | |
| Cavalier I 8/75-8/81 | | | | | | | | | | | | | | | | | | | |
| 1.6 N (44 kW) Eng.16 N (CIH) 8/75-8/81 | | | | | | | | | | | | | | | | | | | |
| 19-2172 | | | F | | | | | | 17,46 | 50,29 | | | | | | 14,73 | | | |

VAUXHALL

| METELLI ref | Spare Parts | | F/R | L/R | | | ABS | A | B | C | D | E | F | G | H | I | L | M | Fig | NOTE |
|---|-------------|--|-----|-----|--|--|-----|---|---|-------|-------|---|---|---|---|---|-------|---|-----|------|
| 1.6 S (55 kW) Eng.16 S CIH 8/75-8/81 | | | | | | | | | | | | | | | | | | | | |
| 19-2172 | | | F | | | | | | | 17,46 | 50,29 | | | | | | 14,73 | | | |
| 1300 (44 kW) Eng.13 N 8/77-8/81 | | | | | | | | | | | | | | | | | | | | |
| 19-2172 | | | F | | | | | | | 17,46 | 50,29 | | | | | | 14,73 | | | |
| 1900 (66 kW) Eng.19 S 10/75-3/78 | | | | | | | | | | | | | | | | | | | | |
| 19-2172 | | | F | | | | | | | 17,46 | 50,29 | | | | | | 14,73 | | | |
| 2.0 S (74 kW) Eng.20 S 1/78-8/81 | | | | | | | | | | | | | | | | | | | | |
| 19-2172 | | | F | | | | | | | 17,46 | 50,29 | | | | | | 14,73 | | | |
| Cavalier I CC 8/75-8/81 | | | | | | | | | | | | | | | | | | | | |
| 1.3 (42 kW) Eng.LW4 8/75-8/81 | | | | | | | | | | | | | | | | | | | | |
| 19-2172 | | | F | | | | | | | 17,46 | 50,29 | | | | | | 14,73 | | | |
| 1600 (55 kW) Eng.16 S CIH 9/75-8/81 | | | | | | | | | | | | | | | | | | | | |
| 19-2172 | | | F | | | | | | | 17,46 | 50,29 | | | | | | 14,73 | | | |
| 2000 (74 kW) Eng.20 S 8/77-8/81 | | | | | | | | | | | | | | | | | | | | |
| 19-2172 | | | F | | | | | | | 17,46 | 50,29 | | | | | | 14,73 | | | |
| Cavalier I Coupe 3/78-8/81 | | | | | | | | | | | | | | | | | | | | |
| 2.0 S (74 kW) Eng.20 S 3/78-8/81 | | | | | | | | | | | | | | | | | | | | |
| 19-2172 | | | F | | | | | | | 17,46 | 50,29 | | | | | | 14,73 | | | |
| Cavalier I Sedan 8/75-8/81 | | | | | | | | | | | | | | | | | | | | |
| 2.0 (74 kW) Eng.20 S 1/79-1/81 | | | | | | | | | | | | | | | | | | | | |
| 19-2172 | | | F | | | | | | | 17,46 | 50,29 | | | | | | 14,73 | | | |
| Cavalier Mk II Cabrio (J82) 8/84-10/88 | | | | | | | | | | | | | | | | | | | | |
| 1800i (82 kW) Eng.18 SE 3/85-10/88 | | | | | | | | | | | | | | | | | | | | |
| 19-2172 | | | R | | | | | | | 17,46 | 50,29 | | | | | | 14,73 | | | |

VAUXHALL

| METELLI ref | Spare Parts | | F/R | L/R | | ABS | A | B | C | D | E | F | G | H | I | L | M | Fig | NOTE |
|--|-------------|--|-----|-----|--|-----|---|---|-------|-------|---|---|---|---|---|-------|---|-----|------|
| 19-2174 | | | F | | | | | | 39 | 72 | | | | | | 37 | | | |
| Cavalier Mk II Hatchback (J82) 9/81-8/88 | | | | | | | | | | | | | | | | | | | |
| 1.3 S (55 kW) Eng.13 S 9/81-8/88 | | | | | | | | | | | | | | | | | | | |
| 19-2172 | | | R | | | | | | 17,46 | 50,29 | | | | | | 14,73 | | | |
| 19-2173 | | | F | | | | | | 34 | 64 | | | | | | 37 | | | |
| 1.6 S (66 kW) Eng.16 SH 9/81-8/88 | | | | | | | | | | | | | | | | | | | |
| 19-2172 | | | R | | | | | | 17,46 | 50,29 | | | | | | 14,73 | | | |
| 19-2174 | | | F | | | | | | 39 | 72 | | | | | | 37 | | | |
| 1.8 i (82 kW) Eng.18 SE 9/81-8/88 | | | | | | | | | | | | | | | | | | | |
| 19-2172 | | | R | | | | | | 17,46 | 50,29 | | | | | | 14,73 | | | |
| 19-2174 | | | F | | | | | | 39 | 72 | | | | | | 37 | | | |
| 1.8 i (85 kW) Eng.18 E 9/81-8/88 | | | | | | | | | | | | | | | | | | | |
| 19-2172 | | | R | | | | | | 17,46 | 50,29 | | | | | | 14,73 | | | |
| 19-2174 | | | F | | | | | | 39 | 72 | | | | | | 37 | | | |
| 1600D (40 kW) Eng.16 D, 16 DA 3/82-8/88 | | | | | | | | | | | | | | | | | | | |
| 19-2172 | | | R | | | | | | 17,46 | 50,29 | | | | | | 14,73 | | | |
| 19-2174 | | | F | | | | | | 39 | 72 | | | | | | 37 | | | |
| 2.0 i Cat (85 kW) Eng.C 20 NE 9/86-8/88 | | | | | | | | | | | | | | | | | | | |
| 19-2172 | | | R | | | | | | 17,46 | 50,29 | | | | | | 14,73 | | | |
| 19-2174 | | | F | | | | | | 39 | 72 | | | | | | 37 | | | |
| 2.0 SRi 130 (95 kW) Eng.20 SEH 3/87-8/88 | | | | | | | | | | | | | | | | | | | |
| 19-2172 | | | R | | | | | | 17,46 | 50,29 | | | | | | 14,73 | | | |
| 19-2174 | | | F | | | | | | 39 | 72 | | | | | | 37 | | | |
| 2000i (90 kW) Eng.20 SE 9/86-8/88 | | | | | | | | | | | | | | | | | | | |
| 19-2172 | | | R | | | | | | 17,46 | 50,29 | | | | | | 14,73 | | | |
| 19-2174 | | | F | | | | | | 39 | 72 | | | | | | 37 | | | |

VAUXHALL

| METELLI ref | Spare Parts | F/R | L/R | ABS | A | B | C | D | E | F | G | H | I | L | M | Fig | NOTE |
|--|-------------|-----|-----|-----|---|---|-------|-------|---|---|---|---|---|-------|---|-----|------|
| Cavalier Mk II Sedan (J82) 9/81-8/88 | | | | | | | | | | | | | | | | | |
| 1.3 S (55 kW) Eng.13 S 9/81-8/88 | | | | | | | | | | | | | | | | | |
| 19-2172 | | R | | | | | 17,46 | 50,29 | | | | | | 14,73 | | | |
| 19-2173 | | F | | | | | 34 | 64 | | | | | | 37 | | | |
| 1.6 D (40 kW) Eng.16 D 3/82-8/88 | | | | | | | | | | | | | | | | | |
| 19-2172 | | R | | | | | 17,46 | 50,29 | | | | | | 14,73 | | | |
| 19-2174 | | F | | | | | 39 | 72 | | | | | | 37 | | | |
| 1.6 i (55 kW) Eng.E 16 NZ 8/86-8/88 | | | | | | | | | | | | | | | | | |
| 19-2172 | | R | | | | | 17,46 | 50,29 | | | | | | 14,73 | | | |
| 19-2173 | | F | | | | | 34 | 64 | | | | | | 37 | | | |
| 1.6 i Cat (55 kW) Eng.C 16 LZ, C 16 NZ 8/86-8/88 | | | | | | | | | | | | | | | | | |
| 19-2172 | | R | | | | | 17,46 | 50,29 | | | | | | 14,73 | | | |
| 19-2173 | | F | | | | | 34 | 64 | | | | | | 37 | | | |
| 1.6 N (55 kW) Eng.16 N 9/81-8/88 | | | | | | | | | | | | | | | | | |
| 19-2172 | | R | | | | | 17,46 | 50,29 | | | | | | 14,73 | | | |
| 19-2174 | | F | | | | | 39 | 72 | | | | | | 37 | | | |
| 1.6 S (66 kW) Eng.16 SH 9/81-8/88 | | | | | | | | | | | | | | | | | |
| 19-2172 | | R | | | | | 17,46 | 50,29 | | | | | | 14,73 | | | |
| 19-2174 | | F | | | | | 39 | 72 | | | | | | 37 | | | |
| 1.8 i (82 kW) Eng.18 SE 9/81-8/88 | | | | | | | | | | | | | | | | | |
| 19-2172 | | R | | | | | 17,46 | 50,29 | | | | | | 14,73 | | | |
| 19-2174 | | F | | | | | 39 | 72 | | | | | | 37 | | | |
| 1.8 i (85 kW) Eng.18 E 9/81-8/88 | | | | | | | | | | | | | | | | | |
| 19-2172 | | R | | | | | 17,46 | 50,29 | | | | | | 14,73 | | | |
| 19-2174 | | F | | | | | 39 | 72 | | | | | | 37 | | | |
| 1.8 i Cat (74 kW) Eng.C 18 NE 1/85-8/86 | | | | | | | | | | | | | | | | | |
| 19-2172 | | R | | | | | 17,46 | 50,29 | | | | | | 14,73 | | | |
| 19-2174 | | F | | | | | 39 | 72 | | | | | | 37 | | | |

VAUXHALL

| METELLI ref | Spare Parts | | F/R | L/R | | | ABS | A | B | C | D | E | F | G | H | I | L | M | Fig | NOTE |
|--|-------------|--|-----|-----|--|--|-----|---|---|-------|-------|---|---|---|---|---|---|---|-------|------|
| 1.7 D (44 kW) Eng.17 DR (07.92-.) 7/92-11/95 | | | | | | | | | | | | | | | | | | | | |
| 19-2174 | | | F | | | | | | | 39 | 72 | | | | | | | | 37 | |
| 1.7 TD (60 kW) Eng.17 TD 9/88-11/95 | | | | | | | | | | | | | | | | | | | | |
| 19-2174 | | | F | | | | | | | 39 | 72 | | | | | | | | 37 | |
| 1.8 (66 kW) Eng.18 SV, C 18 NZ 9/88-10/90 | | | | | | | | | | | | | | | | | | | | |
| 19-2172 | | | R | | | | | | | 17,46 | 50,29 | | | | | | | | 14,73 | |
| 19-2174 | | | F | | | | | | | 39 | 72 | | | | | | | | 37 | |
| 1.8 i Cat (66 kW) Eng.18 SV, C 18 NZ 3/90-11/95 | | | | | | | | | | | | | | | | | | | | |
| 19-2174 | | | F | | | | | | | 39 | 72 | | | | | | | | 37 | |
| 2.0 i (85 kW) Eng.20 NE 9/88-10/92 | | | | | | | | | | | | | | | | | | | | |
| 19-2172 | | | R | | | | | | | 17,46 | 50,29 | | | | | | | | 14,73 | |
| 19-2174 | | | F | | | | | | | 39 | 72 | | | | | | | | 37 | |
| 2.0 i 16V (100 kW) Eng.X 20 XEV 9/92-8/95 | | | | | | | | | | | | | | | | | | | | |
| 19-2174 | | | F | | | | | | | 39 | 72 | | | | | | | | 37 | |
| 2.0 i 16V (110 kW) Eng.C 20 XE 9/88-11/95 | | | | | | | | | | | | | | | | | | | | |
| 19-2174 | | | F | | | | | | | 39 | 72 | | | | | | | | 37 | |
| 2.0 i 16V 4x4 (110 kW) Eng.C 20 XE 1/92-11/93 | | | | | | | | | | | | | | | | | | | | |
| 19-2174 | | | F | | | | | | | 39 | 72 | | | | | | | | 37 | |
| 2.0 i 4x4 (89) (85 kW) Eng.20 NE, C 20 NE 9/91-10/92 | | | | | | | | | | | | | | | | | | | | |
| 19-2174 | | | F | | | | | | | 39 | 72 | | | | | | | | 37 | |
| 2.0 i Cat (85 kW) Eng.20 NE, C 20 NE 9/90-11/95 | | | | | | | | | | | | | | | | | | | | |
| 19-2174 | | | F | | | | | | | 39 | 72 | | | | | | | | 37 | |
| 2.0 SRi (95 kW) Eng.20 SEH 9/88-9/92 | | | | | | | | | | | | | | | | | | | | |
| 19-2172 | | | R | | | | | | | 17,46 | 50,29 | | | | | | | | 14,73 | |
| 19-2174 | | | F | | | | | | | 39 | 72 | | | | | | | | 37 | |
| 2.5 V6 (125 kW) Eng.C 25 XE 9/88-6/94 | | | | | | | | | | | | | | | | | | | | |
| 19-2177 | | | F | | | | | | | 39 | 74 | | | | | | | | 39 | |

VAUXHALL

| METELLI ref | Spare Parts | | F/R | L/R | | | ABS | A | B | C | D | E | F | G | H | I | L | M | Fig | NOTE |
|---|-------------|--|-----|-----|--|--|-----|---|----|-------|-------|-----|---|---|---|---|-----|-------|-----|------|
| 19-2438 | | | R | | | | | | 29 | | | 140 | | | | | 146 | | | |
| Cavalier Mk III Sedan (J89) 8/88-11/95 | | | | | | | | | | | | | | | | | | | | |
| 1.4 S (55 kW) Eng.14 NV 9/88-11/95 | | | | | | | | | | | | | | | | | | | | |
| 19-2173 | | | F | | | | | | | 34 | 64 | | | | | | | 37 | | |
| 1.7 D (42 kW) Eng.17 D (-09.92) 9/88-9/92 | | | | | | | | | | | | | | | | | | | | |
| 19-2172 | | | R | | | | | | | 17,46 | 50,29 | | | | | | | 14,73 | | |
| 19-2174 | | | F | | | | | | | 39 | 72 | | | | | | | 37 | | |
| 1.7 D (44 kW) Eng.17 DR (07.92-) 7/92-11/95 | | | | | | | | | | | | | | | | | | | | |
| 19-2174 | | | F | | | | | | | 39 | 72 | | | | | | | 37 | | |
| 1.7 TD (60 kW) Eng.17 TD 9/88-11/95 | | | | | | | | | | | | | | | | | | | | |
| 19-2174 | | | F | | | | | | | 39 | 72 | | | | | | | 37 | | |
| 1.8 (65 kW) Eng.E 18 NVR 9/89-8/92 | | | | | | | | | | | | | | | | | | | | |
| 19-2172 | | | R | | | | | | | 17,46 | 50,29 | | | | | | | 14,73 | | |
| 19-2174 | | | F | | | | | | | 39 | 72 | | | | | | | 37 | | |
| 1.8 (66 kW) Eng.18 SV, C 18 NZ 9/88-8/95 | | | | | | | | | | | | | | | | | | | | |
| 19-2172 | | | R | | | | | | | 17,46 | 50,29 | | | | | | | 14,73 | | |
| 19-2174 | | | F | | | | | | | 39 | 72 | | | | | | | 37 | | |
| 1.8 i Cat (66 kW) Eng.18 SV, C 18 NZ 3/90-11/95 | | | | | | | | | | | | | | | | | | | | |
| 19-2174 | | | F | | | | | | | 39 | 72 | | | | | | | 37 | | |
| 2.0 GSi 4x4 (115 kW) Eng.20 XE 9/89-8/92 | | | | | | | | | | | | | | | | | | | | |
| 19-2174 | | | F | | | | | | | 39 | 72 | | | | | | | 37 | | |
| 2.0 i (85 kW) Eng.20 NE, C 20 NE 9/88-10/90 | | | | | | | | | | | | | | | | | | | | |
| 19-2172 | | | R | | | | | | | 17,46 | 50,29 | | | | | | | 14,73 | | |
| 19-2174 | | | F | | | | | | | 39 | 72 | | | | | | | 37 | | |
| 2.0 i 16V (110 kW) Eng.C 20 XE 9/88-11/95 | | | | | | | | | | | | | | | | | | | | |
| 19-2174 | | | F | | | | | | | 39 | 72 | | | | | | | 37 | | |
| 2.0 i 16V 4x4 (110 kW) Eng.C 20 XE 9/88-11/95 | | | | | | | | | | | | | | | | | | | | |
| 19-2174 | | | F | | | | | | | 39 | 72 | | | | | | | 37 | | |

VAUXHALL

| METELLI ref | Spare Parts | F/R | L/R | ABS | A | B | C | D | E | F | G | H | I | L | M | Fig | NOTE |
|---|-------------|-----|-----|-----|---|----|-------|-------|-----|---|---|---|---|-------|---|-----|------|
| 2.0 i 4x4 (85 kW) Eng.20 NE, C 20 NE 1/91-10/92 | | | | | | | | | | | | | | | | | |
| 19-2174 | | F | | | | | 39 | 72 | | | | | | 37 | | | |
| 2.0 i 4x4 (95 kW) Eng.20 SEH 9/88-8/92 | | | | | | | | | | | | | | | | | |
| 19-2174 | | F | | | | | 39 | 72 | | | | | | 37 | | | |
| 2.0 i Cat (85 kW) Eng.20 NE, C 20 NE 9/88-11/95 | | | | | | | | | | | | | | | | | |
| 19-2174 | | F | | | | | 39 | 72 | | | | | | 37 | | | |
| 2.0 i Turbo 4x4 (150 kW) Eng.C 20 LET 9/92-6/94 | | | | | | | | | | | | | | | | | |
| 19-2174 | | F | | | | | 39 | 72 | | | | | | 37 | | | |
| 19-2177 | | F | | | | | 39 | 74 | | | | | | 39 | | | |
| 2.0 SRi (95 kW) Eng.20 SEH 9/88-8/92 | | | | | | | | | | | | | | | | | |
| 19-2172 | | R | | | | | 17,46 | 50,29 | | | | | | 14,73 | | | |
| 19-2174 | | F | | | | | 39 | 72 | | | | | | 37 | | | |
| 2.0 SRi 16V (100 kW) Eng.X 20 XEV 9/92-8/95 | | | | | | | | | | | | | | | | | |
| 19-2174 | | F | | | | | 39 | 72 | | | | | | 37 | | | |
| 2.5 V6 (125 kW) Eng.C 25 XE 8/88-6/94 | | | | | | | | | | | | | | | | | |
| 19-2177 | | F | | | | | 39 | 74 | | | | | | 39 | | | |
| 19-2438 | | R | | | | 29 | | | 140 | | | | | 146 | | | |
| Chevette Sedan 9/74-12/85 | | | | | | | | | | | | | | | | | |
| 1300 (42 kW) Eng.13 S, LW4 9/74-12/85 | | | | | | | | | | | | | | | | | |
| 19-2172 | | F | | | | | 17,46 | 50,29 | | | | | | 14,73 | | | |
| Chevette SW 9/76-12/85 | | | | | | | | | | | | | | | | | |
| 1.2 (39 kW) Eng.13 N 9/76-12/85 | | | | | | | | | | | | | | | | | |
| 19-2172 | | F | | | | | 17,46 | 50,29 | | | | | | 14,73 | | | |
| 1300 (42 kW) Eng.13 S 9/76-12/85 | | | | | | | | | | | | | | | | | |
| 19-2172 | | F | | | | | 17,46 | 50,29 | | | | | | 14,73 | | | |

VAUXHALL

| METELLI ref | Spare Parts | | F/R | L/R | | | ABS | A | B | C | D | E | F | G | H | I | L | M | Fig | NOTE | |
|--|-------------|--|-----|-----|--|--|-----|---|---|-------|-------|---|---|---|---|---|-------|---|-----|------|--|
| 1.7 CDTI 16V (74 kW) Eng.Z 17 DTH 12/04-9/10 | | | | | | | | | | | | | | | | | | | | | |
| 19-2174 | | | F | | | | | | | 39 | 72 | | | | | | 37 | | | | |
| 1.7 DI 16V (48 kW) Eng.Y 17 DTL 9/01-6/04 | | | | | | | | | | | | | | | | | | | | | |
| 19-2289 | | | F | | | | | | | 34 | 67 | | | | | | 37 | | | | |
| 1.7 DTI 16V (55 kW) Eng.Y 17 DT 10/01-2/12 | | | | | | | | | | | | | | | | | | | | | |
| 19-2289 | | | F | | | | | | | 34 | 67 | | | | | | 37 | | | | |
| Corsa Mk I (B) (S93) 12/92-9/00 | | | | | | | | | | | | | | | | | | | | | |
| 1.0 i 12V (40 kW) Eng.X 10 XE 11/96-9/00 | | | | | | | | | | | | | | | | | | | | | |
| 19-2172 | | | R | | | | | | | 17,46 | 50,29 | | | | | | 14,73 | | | | |
| 19-2178 | | | F | | | | | | | 34 | 66 | | | | | | 37 | | | | |
| 1.2 i (33 kW) Eng.C 12 NZ, X 12 SZ 3/93-9/00 | | | | | | | | | | | | | | | | | | | | | |
| 19-2172 | | | R | | | | | | | 17,46 | 50,29 | | | | | | 14,73 | | | | |
| 19-2178 | | | F | | | | | | | 34 | 66 | | | | | | 37 | | | | |
| 1.2 i 16V (48 kW) Eng.X 12 XE 3/98-9/00 | | | | | | | | | | | | | | | | | | | | | |
| 19-2172 | | | R | | | | | | | 17,46 | 50,29 | | | | | | 14,73 | | | | |
| 19-2178 | | | F | | | | | | | 34 | 66 | | | | | | 37 | | | | |
| 1.4 i (44 kW) Eng.C 14 NZ, X 14 SZ 3/93-9/00 | | | | | | | | | | | | | | | | | | | | | |
| 19-2172 | | | R | | | | | | | 17,46 | 50,29 | | | | | | 14,73 | | | | |
| 19-2178 | | | F | | | | | | | 34 | 66 | | | | | | 37 | | | | |
| 1.4 i 16V (66 kW) Eng.X 14 XE 9/94-9/00 | | | | | | | | | | | | | | | | | | | | | |
| 19-2172 | | | R | | | | | | | 17,46 | 50,29 | | | | | | 14,73 | | | | |
| 19-2178 | | | F | | | | | | | 34 | 66 | | | | | | 37 | | | | |
| 1.4 i S (60 kW) Eng.C 14 SE 3/93-9/00 | | | | | | | | | | | | | | | | | | | | | |
| 19-2172 | | | R | | | | | | | 17,46 | 50,29 | | | | | | 14,73 | | | | |
| 19-2178 | | | F | | | | | | | 34 | 66 | | | | | | 37 | | | | |
| 1.5 D (37 kW) Eng.15 D 12/92-12/96 | | | | | | | | | | | | | | | | | | | | | |
| 19-2172 | | | R | | | | | | | 17,46 | 50,29 | | | | | | 14,73 | | | | |
| 19-2178 | | | F | | | | | | | 34 | 66 | | | | | | 37 | | | | |

VAUXHALL

| METELLI ref | Spare Parts | | F/R | L/R | | | ABS | A | B | C | D | E | F | G | H | I | L | M | Fig | NOTE |
|---|-------------|--|-----|-----|--|--|-----|---|---|-------|-------|-----|---|---|---|---|---|---|-------|-----------------|
| 1.5 TD (49 kW) Eng.X 15 TD 3/93-10/96 | | | | | | | | | | | | | | | | | | | | |
| 19-2172 | | | R | | | | | | | 17,46 | 50,29 | | | | | | | | 14,73 | |
| 19-2178 | | | F | | | | | | | 34 | 66 | | | | | | | | 37 | |
| 1.6 GSI 16V (80 kW) Eng.C 16 XE 3/93-9/00 | | | | | | | | | | | | | | | | | | | | |
| 19-2172 | | | R | | | | | | | 17,46 | 50,29 | | | | | | | | 14,73 | |
| 19-2178 | | | F | | | | | | | 34 | 66 | | | | | | | | 37 | |
| 1.6 i 16V (78 kW) Eng.X 16 XE 9/94-9/00 | | | | | | | | | | | | | | | | | | | | |
| 19-2172 | | | R | | | | | | | 17,46 | 50,29 | | | | | | | | 14,73 | |
| 19-2178 | | | F | | | | | | | 34 | 66 | | | | | | | | 37 | |
| 1.7 D (44 kW) Eng.X 17 D 2/96-9/00 | | | | | | | | | | | | | | | | | | | | |
| 19-2172 | | | R | | | | | | | 17,46 | 50,29 | | | | | | | | 14,73 | |
| 19-2178 | | | F | | | | | | | 34 | 66 | | | | | | | | 37 | |
| Corsa Mk II (C) (X01) 8/00-10/06 | | | | | | | | | | | | | | | | | | | | |
| 1.0 12V (F08, F68) (43 kW) Eng.Z 10 XE 9/00-10/03 | | | | | | | | | | | | | | | | | | | | |
| 19-2289 | | | F | | | | | | | 34 | 67 | | | | | | | | 37 | |
| 19-2436 | | | R | | | | | | | 27 | 53 | | | | | | | | 43 | Rear Drum Brake |
| 19-2437 | | | R | | | | | | | | | 123 | | | | | | | | Rear Disc Brake |
| 1.0 12V (F08, F68) (44 kW) Eng.Z 10 XEP 11/03-10/06 | | | | | | | | | | | | | | | | | | | | |
| 19-2289 | | | F | | | | | | | 34 | 67 | | | | | | | | 37 | |
| 19-2436 | | | R | | | | | | | 27 | 53 | | | | | | | | 43 | Rear Drum Brake |
| 19-2437 | | | R | | | | | | | | | 123 | | | | | | | | Rear Disc Brake |
| 1.2 16V (F08, F68) (55 kW) Eng.Z 12 XE 9/00-10/06 | | | | | | | | | | | | | | | | | | | | |
| 19-2289 | | | F | | | | | | | 34 | 67 | | | | | | | | 37 | |
| 19-2436 | | | R | | | | | | | 27 | 53 | | | | | | | | 43 | Rear Drum Brake |
| 19-2437 | | | R | | | | | | | | | 123 | | | | | | | | Rear Disc Brake |
| 1.2 16V Dualfuel (F08) (55 kW) Eng.Z 12 XE 8/01-10/06 | | | | | | | | | | | | | | | | | | | | |
| 19-2289 | | | F | | | | | | | 34 | 67 | | | | | | | | 37 | |
| 19-2436 | | | R | | | | | | | 27 | 53 | | | | | | | | 43 | Rear Drum Brake |

VAUXHALL

| METELLI ref | Spare Parts | F/R | L/R | ABS | A | B | C | D | E | F | G | H | I | L | M | Fig | NOTE |
|---|-------------|-----|-----|-----|---|---|----|----|-----|---|---|---|---|---|---|-----|-----------------|
| 19-2437 | | R | | | | | | | 123 | | | | | | | | Rear Disc Brake |
| 1.2 Twinport (F08, F68) (59 kW) Eng.Z 12 XEP 7/04-10/06 | | | | | | | | | | | | | | | | | |
| 19-2289 | | F | | | | | 34 | 67 | | | | | | | | 37 | |
| 19-2436 | | R | | | | | 27 | 53 | | | | | | | | 43 | Rear Drum Brake |
| 19-2437 | | R | | | | | | | 123 | | | | | | | | Rear Disc Brake |
| 1.3 CDTI 16V (F08, F68) (52 kW) Eng.Y 13 DT, Z 13 DT 10/03-4/07 | | | | | | | | | | | | | | | | | |
| 19-2289 | | F | | | | | 34 | 67 | | | | | | | | 37 | |
| 19-2436 | | R | | | | | 27 | 53 | | | | | | | | 43 | Rear Drum Brake |
| 19-2437 | | R | | | | | | | 123 | | | | | | | | Rear Disc Brake |
| 1.4 16V (F08, F68) (66 kW) Eng.Z 14 XE 9/00-10/06 | | | | | | | | | | | | | | | | | |
| 19-2289 | | F | | | | | 34 | 67 | | | | | | | | 37 | |
| 19-2436 | | R | | | | | 27 | 53 | | | | | | | | 43 | Rear Drum Brake |
| 19-2437 | | R | | | | | | | 123 | | | | | | | | Rear Disc Brake |
| 1.4 Twinport (F08, F68) (66 kW) Eng.Z 14 XEP 6/03-10/06 | | | | | | | | | | | | | | | | | |
| 19-2289 | | F | | | | | 34 | 67 | | | | | | | | 37 | |
| 19-2436 | | R | | | | | 27 | 53 | | | | | | | | 43 | Rear Drum Brake |
| 19-2437 | | R | | | | | | | 123 | | | | | | | | Rear Disc Brake |
| 1.7 CDTI 16V (F08, F68) (74 kW) Eng.Z 17 DTH 8/00-9/06 | | | | | | | | | | | | | | | | | |
| 19-2436 | | R | | | | | 27 | 53 | | | | | | | | 43 | Rear Drum Brake |
| 19-2437 | | R | | | | | | | 123 | | | | | | | | Rear Disc Brake |
| 1.7 DI 16V (F08, F68) (48 kW) Eng.Y 17 DTL 8/00-9/06 | | | | | | | | | | | | | | | | | |
| 19-2289 | | F | | | | | 34 | 67 | | | | | | | | 37 | |
| 19-2436 | | R | | | | | 27 | 53 | | | | | | | | 43 | Rear Drum Brake |
| 19-2437 | | R | | | | | | | 123 | | | | | | | | Rear Disc Brake |
| 1.7 DTI 16V (F08, F68) (55 kW) Eng.Y 17 DT 8/00-9/06 | | | | | | | | | | | | | | | | | |
| 19-2289 | | F | | | | | 34 | 67 | | | | | | | | 37 | |
| 19-2436 | | R | | | | | 27 | 53 | | | | | | | | 43 | Rear Drum Brake |
| 19-2437 | | R | | | | | | | 123 | | | | | | | | Rear Disc Brake |

VAUXHALL

| METELLI ref | Spare Parts | | F/R | L/R | | | ABS | A | B | C | D | E | F | G | H | I | L | M | Fig | NOTE |
|---|-------------|--|-----|-----|--|--|-----|---|---|----|----|-----|---|---|---|---|---|---|------|-----------------|
| 1.8 16V (F08, F68) (92 kW) Eng.Z 18 XE 8/00-9/06 | | | | | | | | | | | | | | | | | | | | |
| 19-2289 | | | F | | | | | | | 34 | 67 | | | | | | | | 37 | |
| 19-2436 | | | R | | | | | | | 27 | 53 | | | | | | | | 43 | Rear Drum Brake |
| 19-2437 | | | R | | | | | | | | | 123 | | | | | | | | Rear Disc Brake |
| Corsa Mk III (D) (S07) 7/06-8/14 | | | | | | | | | | | | | | | | | | | | |
| 1.0 i 12V (48 kW) Eng.A 10 XEP 1/10-8/14 | | | | | | | | | | | | | | | | | | | | |
| 19-2272 | | | F | | | | | | | 35 | 72 | | | | | | | | 33 | |
| 19-2950 | | | R | | | | | | | 30 | | 120 | | | | | | | 63,8 | Brake drum |
| 19-2951 | | | R | | | | | | | 30 | | 130 | | | | | | | 63,5 | Brake disc |
| 1.2 (59 kW) Eng.Z 12 XEP 8/06-8/14 | | | | | | | | | | | | | | | | | | | | |
| 19-2272 | | | F | | | | | | | 35 | 72 | | | | | | | | 33 | |
| 19-2950 | | | R | | | | | | | 30 | | 120 | | | | | | | 63,8 | Brake drum |
| 19-2951 | | | R | | | | | | | 30 | | 130 | | | | | | | 63,5 | Brake disc |
| 1.2 i 16V (63 kW) Eng.A 12 XER 12/09-8/14 | | | | | | | | | | | | | | | | | | | | |
| 19-2272 | | | F | | | | | | | 35 | 72 | | | | | | | | 33 | |
| 19-2950 | | | R | | | | | | | 30 | | 120 | | | | | | | 63,8 | Brake drum |
| 19-2951 | | | R | | | | | | | 30 | | 130 | | | | | | | 63,5 | Brake disc |
| 1.3 CDTI (55 kW) Eng.A 13 DTC, Z 13 DTJ 8/06-8/14 | | | | | | | | | | | | | | | | | | | | |
| 19-8127 | | | F | | | | | | | 37 | 72 | | | | | | | | 37 | |
| 1.3 CDTI (66 kW) Eng.Z 13 DTH 8/06-8/14 | | | | | | | | | | | | | | | | | | | | |
| 19-8127 | | | F | | | | | | | 37 | 72 | | | | | | | | 37 | |
| 1.3 CDTI (70 kW) Eng.A 13 DTE, A 13 DTR, Z 13 DTE 7/10-8/14 | | | | | | | | | | | | | | | | | | | | |
| 19-8127 | | | F | | | | | | | 37 | 72 | | | | | | | | 37 | |
| 1.4 (66 kW) Eng.Z 14 XEP 8/06-8/14 | | | | | | | | | | | | | | | | | | | | |
| 19-2272 | | | F | | | | | | | 35 | 72 | | | | | | | | 33 | |
| 19-2950 | | | R | | | | | | | 30 | | 120 | | | | | | | 63,8 | Brake drum |
| 19-2951 | | | R | | | | | | | 30 | | 130 | | | | | | | 63,5 | Brake disc |

VAUXHALL

| METELLI ref | Spare Parts | | F/R | L/R | | | ABS | A | B | C | D | E | F | G | H | I | L | M | Fig | NOTE |
|---|-------------|--|-----|-----|--|--|-----|---|---|----|----|-----|---|---|---|---|---|---|------|------------------------------|
| 1.4 (74 kW) Eng.A 14 XER 1/10-8/14 | | | | | | | | | | | | | | | | | | | | |
| 19-2272 | | | F | | | | | | | 35 | 72 | | | | | | | | 33 | |
| 19-2950 | | | R | | | | | | | 30 | | 120 | | | | | | | 63,8 | Brake drum |
| 19-2951 | | | R | | | | | | | 30 | | 130 | | | | | | | 63,5 | Brake disc |
| 1.4 (88 kW) Eng.A 14 NEL 8/12-8/14 | | | | | | | | | | | | | | | | | | | | |
| 19-8127 | | | F | | | | | | | 37 | 72 | | | | | | | | 37 | |
| 1.6 SRi (110 kW) Eng.A 16 LEL, Z 16 LEL 5/07-8/14 | | | | | | | | | | | | | | | | | | | | |
| 19-8127 | | | F | | | | | | | 37 | 72 | | | | | | | | 37 | |
| 1.6 VXR (141 kW) Eng.A 16 LER, B 16 LER, Z 16 LER 11/06-8/14 | | | | | | | | | | | | | | | | | | | | |
| 19-8127 | | | F | | | | | | | 37 | 72 | | | | | | | | 37 | |
| 1.6 VXR (150 kW) Eng.A 16 LES 6/11-8/14 | | | | | | | | | | | | | | | | | | | | |
| 19-8127 | | | F | | | | | | | 37 | 72 | | | | | | | | 37 | |
| 1.6 VXR (154 kW) Eng.A 16 LES 6/11-8/14 | | | | | | | | | | | | | | | | | | | | |
| 19-8127 | | | F | | | | | | | 37 | 72 | | | | | | | | 37 | |
| 1.6 VXR (155 kW) Eng.A 16 LES 6/11-3/12 | | | | | | | | | | | | | | | | | | | | |
| 19-8127 | | | F | | | | | | | 37 | 72 | | | | | | | | 37 | |
| 1.7 CDTI (92 kW) Eng.Z 17 DTR 11/06-8/14 | | | | | | | | | | | | | | | | | | | | |
| 19-8127 | | | F | | | | | | | 37 | 72 | | | | | | | | 37 | |
| 1.7 CDTI (96 kW) Eng.A 17 DTS 3/07-8/14 | | | | | | | | | | | | | | | | | | | | |
| 19-8127 | | | F | | | | | | | 37 | 72 | | | | | | | | 37 | |
| Corsa Mk IV (E) (X15) 8/14-1/70 | | | | | | | | | | | | | | | | | | | | |
| 1.0 (66 kW) Eng.B 10 XFL, D 10 XFL, F 10 XFL 8/14-1/70 | | | | | | | | | | | | | | | | | | | | |
| 19-8127 | | | F | | | | | | | 37 | 72 | | | | | | | | 37 | |
| 1.0 (85 kW) Eng.B 10 XFT, D 10 XFT 8/14-1/70 | | | | | | | | | | | | | | | | | | | | |
| 19-8127 | | | F | | | | | | | 37 | 72 | | | | | | | | 37 | |
| 1.4 (55 kW) Eng.B 14 XEJ 9/14-1/70 | | | | | | | | | | | | | | | | | | | | |
| 19-2950 | | | R | | | | | | | 30 | | 120 | | | | | | | 63,8 | 14/15Inch Wheels, Brake drum |
| 19-2951 | | | R | | | | | | | 30 | | 130 | | | | | | | 63,5 | 16/17Inch Wheels, Brake disc |

VAUXHALL

| METELLI ref | Spare Parts | | F/R | L/R | | | ABS | A | B | C | D | E | F | G | H | I | L | M | Fig | NOTE |
|---|-------------|--------|-----|-----|--|--|-----|---|---|----|----|-----|---|---|---|---|------|---|-----|------------------------------|
| 19-8127 | | | F | | | | | | | 37 | 72 | | | | | | 37 | | | |
| 1.4 (66 kW) Eng.B 14 XEL, D 14 XEL 8/14-1/70 | | | | | | | | | | | | | | | | | | | | |
| 19-2950 | | 09/14- | R | | | | | | | 30 | | 120 | | | | | 63,8 | | | 14/15Inch Wheels, Brake drum |
| 19-2951 | | 09/14- | R | | | | | | | 30 | | 130 | | | | | 63,5 | | | 16/17Inch Wheels, Brake disc |
| 19-8127 | | 09/14- | F | | | | | | | 37 | 72 | | | | | | 37 | | | |
| Corsa Mk V (F) 7/19-1/70 | | | | | | | | | | | | | | | | | | | | |
| 1.2 (55 kW) Eng.F 12 XEL (EB2FAD) 7/19-1/70 | | | | | | | | | | | | | | | | | | | | |
| 19-2907 | | | R | | | | | | | 30 | 62 | | | | | | 48 | | | |
| 1.2 (74 kW) Eng.F 12 XHL (EB2ADTD) 7/19-1/70 | | | | | | | | | | | | | | | | | | | | |
| 19-2907 | | | R | | | | | | | 30 | 62 | | | | | | 48 | | | |
| 1.5 (75 kW) Eng.D 15 DT (DV5RCF) (07.21-), D 15 DT (DV5RD) 7/19-1/70 | | | | | | | | | | | | | | | | | | | | |
| 19-2907 | | | R | | | | | | | 30 | 62 | | | | | | 48 | | | |
| CORSA-e (100 kW) Eng.ZKX (ZK01) 7/19-1/70 | | | | | | | | | | | | | | | | | | | | |
| 19-2907 | | | R | | | | | | | 30 | 62 | | | | | | 48 | | | |
| Crossland X (P17) 3/17-1/70 | | | | | | | | | | | | | | | | | | | | |
| 1.2 (75) (60 kW) Eng.B 12 XE (EB2F), D 12 XE (EB2FA) (04.18-), F 12 XE 3/17-1/70 | | | | | | | | | | | | | | | | | | | | |
| 19-2297 | | | F | | | | | | | 42 | 82 | | | | | | 36 | | | |
| 19-2907 | | | R | | | | | | | 30 | 62 | | | | | | 48 | | | |
| 1.2 (75) (81 kW) Eng.B 12 XHL (EB2DT), B 12 XHT (EB2DTS), D 12 XHL (EB2 3/17-1/70 | | | | | | | | | | | | | | | | | | | | |
| 19-2297 | | | F | | | | | | | 42 | 82 | | | | | | 36 | | | |
| 19-2907 | | | R | | | | | | | 30 | 62 | | | | | | 48 | | | |
| 1.2 (75) (96 kW) Eng.B 12 XHT (EB2DTS), D 12 XHT (EB2ADTS), F 12 XHT (E 3/17-1/70 | | | | | | | | | | | | | | | | | | | | |
| 19-2297 | | | F | | | | | | | 42 | 82 | | | | | | 36 | | | |
| 19-2907 | | | R | | | | | | | 30 | 62 | | | | | | 48 | | | |
| 1.5 Turbo D (75) (75 kW) Eng.D 15 DT (DV5RD) 6/18-1/70 | | | | | | | | | | | | | | | | | | | | |
| 19-2297 | | | F | | | | | | | 42 | 82 | | | | | | 36 | | | |
| 19-2907 | | | R | | | | | | | 30 | 62 | | | | | | 48 | | | |

VAUXHALL

| METELLI ref | Spare Parts | | F/R | L/R | | | ABS | A | B | C | D | E | F | G | H | I | L | M | Fig | NOTE |
|---|-------------|--|-----|-----|--|--|-----|---|----|----|----|-----|---|---|---|---|---|---|-----|------|
| 1.5 Turbo D (75) (88 kW) Eng.D 15 DTH (DV5RC) 8/18-1/70 | | | | | | | | | | | | | | | | | | | | |
| 19-2297 | | | F | | | | | | | 42 | 82 | | | | | | | | 36 | |
| 19-2907 | | | R | | | | | | | 30 | 62 | | | | | | | | 48 | |
| 1.6 Turbo D (75) (73 kW) Eng.B 16 DT (DV6FD) 3/17-1/70 | | | | | | | | | | | | | | | | | | | | |
| 19-2297 | | | F | | | | | | | 42 | 82 | | | | | | | | 36 | |
| 19-2907 | | | R | | | | | | | 30 | 62 | | | | | | | | 48 | |
| 1.6 Turbo D (75) (88 kW) Eng.B 16 DTH (DV6FC) 3/17-1/70 | | | | | | | | | | | | | | | | | | | | |
| 19-2297 | | | F | | | | | | | 42 | 82 | | | | | | | | 36 | |
| 19-2907 | | | R | | | | | | | 30 | 62 | | | | | | | | 48 | |
| Grandland X (A18) 6/17-1/70 | | | | | | | | | | | | | | | | | | | | |
| 1.2 (75) (96 kW) Eng.B 12 XHT (EB2DTS), D 12 XHT (EB2ADTS), F 12 XHT (E 6/17-1/70 | | | | | | | | | | | | | | | | | | | | |
| 19-8141 | | | R | | | | | | | 65 | | 130 | | | | | | | 113 | |
| 19-8155 | | | F | | | | | | | 42 | 80 | | | | | | | | 44 | |
| 1.5 Turbo D (75) (96 kW) Eng.D 15 DTH (DV5RC) 4/18-1/70 | | | | | | | | | | | | | | | | | | | | |
| 19-8141 | | | R | | | | | | | 65 | | 130 | | | | | | | 113 | |
| 19-8155 | | | F | | | | | | | 42 | 80 | | | | | | | | 44 | |
| 1.6 Turbo D (75) (88 kW) Eng.B 16 DTH (DV6FC) 6/17-1/70 | | | | | | | | | | | | | | | | | | | | |
| 19-8141 | | | R | | | | | | | 65 | | 130 | | | | | | | 113 | |
| 19-8155 | | | F | | | | | | | 42 | 80 | | | | | | | | 44 | |
| 2.0 D (75) (130 kW) Eng.D 20 DTH (DW10FC) 10/17-1/70 | | | | | | | | | | | | | | | | | | | | |
| 19-8141 | | | R | | | | | | | 65 | | 130 | | | | | | | 113 | |
| 19-8155 | | | F | | | | | | | 42 | 80 | | | | | | | | 44 | |
| Insignia Mk I (A) Country Tourer (G09) 9/11-5/17 | | | | | | | | | | | | | | | | | | | | |
| 1.6 CDTI (47) (100 kW) Eng.B 16 DTH 7/15-5/17 | | | | | | | | | | | | | | | | | | | | |
| 19-8173 | | | F | | | | | | 30 | | | 157 | | | | | | | 88 | |
| 19-8175 | | | R | | | | | | 30 | | | 157 | | | | | | | 88 | |

VAUXHALL

| METELLI ref | Spare Parts | | F/R | L/R | | ABS | A | B | C | D | E | F | G | H | I | L | M | Fig | NOTE |
|--|-------------|--|-----|-----|--|-----|---|----|---|---|-----|---|---|---|---|----|---|-----|------|
| 1.6 CDTi (68) (88 kW) Eng.B 16 DTJ 7/15-5/17 | | | | | | | | | | | | | | | | | | | |
| 19-8173 | | | F | | | | | 30 | | | 157 | | | | | 88 | | | |
| 19-8175 | | | R | | | | | 30 | | | 157 | | | | | 88 | | | |
| 1.6 CDTI (68) (100 kW) Eng.B 16 DTH 7/15-5/17 | | | | | | | | | | | | | | | | | | | |
| 19-8173 | | | F | | | | | 30 | | | 157 | | | | | 88 | | | |
| 19-8175 | | | R | | | | | 30 | | | 157 | | | | | 88 | | | |
| 1.6 Turbo (68) (125 kW) Eng.A 16 XHT, B 16 SHL 7/13-5/17 | | | | | | | | | | | | | | | | | | | |
| 19-8173 | | | F | | | | | 30 | | | 157 | | | | | 88 | | | |
| 19-8175 | | | R | | | | | 30 | | | 157 | | | | | 88 | | | |
| 1.6 Turbo (68) (132 kW) Eng.A 16 LET 1/09-5/17 | | | | | | | | | | | | | | | | | | | |
| 19-8173 | | | F | | | | | 30 | | | 157 | | | | | 88 | | | |
| 19-8175 | | | R | | | | | 30 | | | 157 | | | | | 88 | | | |
| 1.8 (68) (103 kW) Eng.A 18 XER, B 18 XER 7/08-5/17 | | | | | | | | | | | | | | | | | | | |
| 19-8173 | | | F | | | | | 30 | | | 157 | | | | | 88 | | | |
| 19-8175 | | | R | | | | | 30 | | | 157 | | | | | 88 | | | |
| 2.0 Biturbo CDTI (68) (143 kW) Eng.A 20 DTR 3/12-5/17 | | | | | | | | | | | | | | | | | | | |
| 19-8173 | | | F | | | | | 30 | | | 157 | | | | | 88 | | | |
| 19-8175 | | | R | | | | | 30 | | | 157 | | | | | 88 | | | |
| 2.0 Biturbo CDTI 4x4 (68) (143 kW) Eng.A 20 DTR 3/12-5/17 | | | | | | | | | | | | | | | | | | | |
| 19-8173 | | | F | | | | | 30 | | | 157 | | | | | 88 | | | |
| 19-8175 | | | R | | | | | 30 | | | 157 | | | | | 88 | | | |
| 2.0 CDTI (68) (81 kW) Eng.A 20 DTC, A 20 DTL 7/08-5/17 | | | | | | | | | | | | | | | | | | | |
| 19-8173 | | | F | | | | | 30 | | | 157 | | | | | 88 | | | |
| 19-8175 | | | R | | | | | 30 | | | 157 | | | | | 88 | | | |
| 2.0 CDTI (68) (88 kW) Eng.A 20 DTE 3/12-3/16 | | | | | | | | | | | | | | | | | | | |
| 19-8173 | | | F | | | | | 30 | | | 157 | | | | | 88 | | | |
| 19-8175 | | | R | | | | | 30 | | | 157 | | | | | 88 | | | |
| 2.0 CDTI (68) (96 kW) Eng.A 20 DT, A 20 DTJ 7/08-12/14 | | | | | | | | | | | | | | | | | | | |
| 19-8173 | | | F | | | | | 30 | | | 157 | | | | | 88 | | | |

VAUXHALL

| METELLI ref | Spare Parts | | F/R | L/R | | ABS | A | B | C | D | E | F | G | H | I | L | M | Fig | NOTE |
|---|-------------|--|-----|-----|--|-----|---|----|---|---|-----|---|---|---|---|----|---|-----|------|
| 19-8175 | | | R | | | | | 30 | | | 157 | | | | | 88 | | | |
| 2.0 CDTI (68) (103 kW) Eng.A 20 DTE 7/13-5/17 | | | | | | | | | | | | | | | | | | | |
| 19-8173 | | | F | | | | | 30 | | | 157 | | | | | 88 | | | |
| 19-8175 | | | R | | | | | 30 | | | 157 | | | | | 88 | | | |
| 2.0 CDTI (68) (118 kW) Eng.A 20 DTH 7/08-5/17 | | | | | | | | | | | | | | | | | | | |
| 19-8173 | | | F | | | | | 30 | | | 157 | | | | | 88 | | | |
| 19-8175 | | | R | | | | | 30 | | | 157 | | | | | 88 | | | |
| 2.0 CDTI (68) (120 kW) Eng.A 20 DTH 7/13-5/17 | | | | | | | | | | | | | | | | | | | |
| 19-8173 | | | F | | | | | 30 | | | 157 | | | | | 88 | | | |
| 19-8175 | | | R | | | | | 30 | | | 157 | | | | | 88 | | | |
| 2.0 CDTI (68) (125 kW) Eng.B 20 DTH 11/14-5/17 | | | | | | | | | | | | | | | | | | | |
| 19-8173 | | | F | | | | | 30 | | | 157 | | | | | 88 | | | |
| 19-8175 | | | R | | | | | 30 | | | 157 | | | | | 88 | | | |
| 2.0 CDTI (68) (140 kW) Eng.A 20 DTR 10/08-5/17 | | | | | | | | | | | | | | | | | | | |
| 19-8173 | | | F | | | | | 30 | | | 157 | | | | | 88 | | | |
| 19-8175 | | | R | | | | | 30 | | | 157 | | | | | 88 | | | |
| 2.0 CDTI 4x4 (68) (118 kW) Eng.A 20 DTH 7/08-5/17 | | | | | | | | | | | | | | | | | | | |
| 19-8173 | | | F | | | | | 30 | | | 157 | | | | | 88 | | | |
| 19-8175 | | | R | | | | | 30 | | | 157 | | | | | 88 | | | |
| 2.0 CDTI 4x4 (68) (125 kW) Eng.B 20 DTH 11/14-5/17 | | | | | | | | | | | | | | | | | | | |
| 19-8173 | | | F | | | | | 30 | | | 157 | | | | | 88 | | | |
| 19-8175 | | | R | | | | | 30 | | | 157 | | | | | 88 | | | |
| 2.0 CDTI 4x4 (68) (140 kW) Eng.A 20 DTR 5/09-5/17 | | | | | | | | | | | | | | | | | | | |
| 19-8173 | | | F | | | | | 30 | | | 157 | | | | | 88 | | | |
| 19-8175 | | | R | | | | | 30 | | | 157 | | | | | 88 | | | |
| 2.0 Turbo (68) (162 kW) Eng.A 20 NFT, A 20 NHT 7/08-5/17 | | | | | | | | | | | | | | | | | | | |
| 19-8173 | | | F | | | | | 30 | | | 157 | | | | | 88 | | | |
| 19-8175 | | | R | | | | | 30 | | | 157 | | | | | 88 | | | |

VAUXHALL

| METELLI ref | Spare Parts | | F/R | L/R | | | ABS | A | B | C | D | E | F | G | H | I | L | M | Fig | NOTE |
|---|-------------|--|-----|-----|--|--|-----|---|----|---|---|-----|---|---|---|---|---|---|-----|------|
| 2.0 Turbo (68) (184 kW) Eng.A 20 NHT, B 20 NHT 7/11-5/17 | | | | | | | | | | | | | | | | | | | | |
| 19-8173 | | | F | | | | | | 30 | | | 157 | | | | | | | 88 | |
| 19-8175 | | | R | | | | | | 30 | | | 157 | | | | | | | 88 | |
| 2.0 Turbo 4x4 (68) (162 kW) Eng.A 20 NHT 7/08-5/17 | | | | | | | | | | | | | | | | | | | | |
| 19-8173 | | | F | | | | | | 30 | | | 157 | | | | | | | 88 | |
| 19-8175 | | | R | | | | | | 30 | | | 157 | | | | | | | 88 | |
| 2.8 V6 Turbo 4x4 (68) (191 kW) Eng.A 28 NET 7/08-5/17 | | | | | | | | | | | | | | | | | | | | |
| 19-8173 | | | F | | | | | | 30 | | | 157 | | | | | | | 88 | |
| 19-8175 | | | R | | | | | | 30 | | | 157 | | | | | | | 88 | |
| 2.8 VXR (68) (239 kW) Eng.A 28 NER, B 28 NER 7/09-5/17 | | | | | | | | | | | | | | | | | | | | |
| 19-8173 | | | F | | | | | | 30 | | | 157 | | | | | | | 88 | |
| 19-8175 | | | R | | | | | | 30 | | | 157 | | | | | | | 88 | |
| Insignia Mk I (A) Sedan (G09) 7/08-5/17 | | | | | | | | | | | | | | | | | | | | |
| 1.4 (69) (103 kW) Eng.A 14 NET 4/11-5/17 | | | | | | | | | | | | | | | | | | | | |
| 19-8173 | | | F | | | | | | 30 | | | 157 | | | | | | | 88 | |
| 19-8175 | | | R | | | | | | 30 | | | 157 | | | | | | | 88 | |
| 1.4 LPG (69) (103 kW) Eng.A 14 NET 7/12-5/17 | | | | | | | | | | | | | | | | | | | | |
| 19-8173 | | | F | | | | | | 30 | | | 157 | | | | | | | 88 | |
| 19-8175 | | | R | | | | | | 30 | | | 157 | | | | | | | 88 | |
| 1.6 (85 kW) Eng.A 16 XER 7/08-7/12 | | | | | | | | | | | | | | | | | | | | |
| 19-8173 | | | F | | | | | | 30 | | | 157 | | | | | | | 88 | |
| 19-8175 | | | R | | | | | | 30 | | | 157 | | | | | | | 88 | |
| 1.6 CDTi (69) (88 kW) Eng.B 16 DTJ 7/15-5/17 | | | | | | | | | | | | | | | | | | | | |
| 19-8173 | | | F | | | | | | 30 | | | 157 | | | | | | | 88 | |
| 19-8175 | | | R | | | | | | 30 | | | 157 | | | | | | | 88 | |
| 1.6 CDTi (69) (100 kW) Eng.B 16 DTH 7/15-5/17 | | | | | | | | | | | | | | | | | | | | |
| 19-8173 | | | F | | | | | | 30 | | | 157 | | | | | | | 88 | |
| 19-8175 | | | R | | | | | | 30 | | | 157 | | | | | | | 88 | |

VAUXHALL

| METELLI ref | Spare Parts | | F/R | L/R | | ABS | A | B | C | D | E | F | G | H | I | L | M | Fig | NOTE |
|---|-------------|--|-----|-----|--|-----|---|----|---|---|-----|---|---|---|---|----|---|-----|------|
| 19-8175 | | | R | | | | | 30 | | | 157 | | | | | 88 | | | |
| 2.0 CDTI 4x4 (69) (118 kW) Eng.A 20 DTH 7/08-5/17 | | | | | | | | | | | | | | | | | | | |
| 19-8173 | | | F | | | | | 30 | | | 157 | | | | | 88 | | | |
| 19-8175 | | | R | | | | | 30 | | | 157 | | | | | 88 | | | |
| 2.0 CDTI 4x4 (69) (125 kW) Eng.B 20 DTH 11/14-5/17 | | | | | | | | | | | | | | | | | | | |
| 19-8173 | | | F | | | | | 30 | | | 157 | | | | | 88 | | | |
| 19-8175 | | | R | | | | | 30 | | | 157 | | | | | 88 | | | |
| 2.0 CDTI 4x4 (69) (140 kW) Eng.A 20 DTR 5/09-5/17 | | | | | | | | | | | | | | | | | | | |
| 19-8173 | | | F | | | | | 30 | | | 157 | | | | | 88 | | | |
| 19-8175 | | | R | | | | | 30 | | | 157 | | | | | 88 | | | |
| 2.0 Turbo (69) (162 kW) Eng.A 20 NFT, A 20 NHT 7/08-5/17 | | | | | | | | | | | | | | | | | | | |
| 19-8173 | | | F | | | | | 30 | | | 157 | | | | | 88 | | | |
| 19-8175 | | | R | | | | | 30 | | | 157 | | | | | 88 | | | |
| 2.0 Turbo (69) (184 kW) Eng.A 20 NHT, B 20 NHT 9/11-5/17 | | | | | | | | | | | | | | | | | | | |
| 19-8173 | | | F | | | | | 30 | | | 157 | | | | | 88 | | | |
| 19-8175 | | | R | | | | | 30 | | | 157 | | | | | 88 | | | |
| 2.0 Turbo 4x4 (69) (162 kW) Eng.A 20 NHT 7/08-5/17 | | | | | | | | | | | | | | | | | | | |
| 19-8173 | | | F | | | | | 30 | | | 157 | | | | | 88 | | | |
| 19-8175 | | | R | | | | | 30 | | | 157 | | | | | 88 | | | |
| 2.0 Turbo 4x4 (69) (184 kW) Eng.A 20 NFT, A 20 NHT, B 20 NHT 9/11-5/17 | | | | | | | | | | | | | | | | | | | |
| 19-8175 | | | R | | | | | 30 | | | 157 | | | | | 88 | | | |
| 2.8 V6 Turbo 4x4 (69) (191 kW) Eng.A 28 NET 7/08-5/17 | | | | | | | | | | | | | | | | | | | |
| 19-8173 | | | F | | | | | 30 | | | 157 | | | | | 88 | | | |
| 19-8175 | | | R | | | | | 30 | | | 157 | | | | | 88 | | | |
| 2.8 VXR (69) (239 kW) Eng.A 28 NER 7/09-5/17 | | | | | | | | | | | | | | | | | | | |
| 19-8173 | | | F | | | | | 30 | | | 157 | | | | | 88 | | | |
| 19-8175 | | | R | | | | | 30 | | | 157 | | | | | 88 | | | |

VAUXHALL

| METELLI ref | Spare Parts | | F/R | L/R | | | ABS | A | B | C | D | E | F | G | H | I | L | M | Fig | NOTE |
|--|-------------|--|-----|-----|--|--|-----|---|----|---|---|-----|---|---|---|---|---|----|-----|------|
| Insignia Mk I (A) Sports Tourer (G09) 7/08-5/17 | | | | | | | | | | | | | | | | | | | | |
| 1.4 (35) (103 kW) Eng.A 14 NET, B 14 NET 4/11-5/17 | | | | | | | | | | | | | | | | | | | | |
| 19-8173 | | | F | | | | | | 30 | | | 157 | | | | | | 88 | | |
| 19-8175 | | | R | | | | | | 30 | | | 157 | | | | | | 88 | | |
| 1.4 LPG (35) (103 kW) Eng.A 14 NET 7/12-5/17 | | | | | | | | | | | | | | | | | | | | |
| 19-8173 | | | F | | | | | | 30 | | | 157 | | | | | | 88 | | |
| 19-8175 | | | R | | | | | | 30 | | | 157 | | | | | | 88 | | |
| 1.6 (85 kW) Eng.A 16 XER 7/08-7/12 | | | | | | | | | | | | | | | | | | | | |
| 19-8173 | | | F | | | | | | 30 | | | 157 | | | | | | 88 | | |
| 19-8175 | | | R | | | | | | 30 | | | 157 | | | | | | 88 | | |
| 1.6 CDTI (35) (100 kW) Eng.B 16 DTH 7/15-5/17 | | | | | | | | | | | | | | | | | | | | |
| 19-8173 | | | F | | | | | | 30 | | | 157 | | | | | | 88 | | |
| 19-8175 | | | R | | | | | | 30 | | | 157 | | | | | | 88 | | |
| 1.6 Turbo (35) (125 kW) Eng.A 16 XHT, B 16 SHL 7/13-5/17 | | | | | | | | | | | | | | | | | | | | |
| 19-8173 | | | F | | | | | | 30 | | | 157 | | | | | | 88 | | |
| 19-8175 | | | R | | | | | | 30 | | | 157 | | | | | | 88 | | |
| 1.6 Turbo (35) (132 kW) Eng.A 16 LET 1/09-5/17 | | | | | | | | | | | | | | | | | | | | |
| 19-8173 | | | F | | | | | | 30 | | | 157 | | | | | | 88 | | |
| 19-8175 | | | R | | | | | | 30 | | | 157 | | | | | | 88 | | |
| 1.8 (35) (103 kW) Eng.A 18 XER 7/08-5/17 | | | | | | | | | | | | | | | | | | | | |
| 19-8173 | | | F | | | | | | 30 | | | 157 | | | | | | 88 | | |
| 19-8175 | | | R | | | | | | 30 | | | 157 | | | | | | 88 | | |
| 2.0 Biturbo CDTI (35) (143 kW) Eng.A 20 DTR 3/12-5/17 | | | | | | | | | | | | | | | | | | | | |
| 19-8173 | | | F | | | | | | 30 | | | 157 | | | | | | 88 | | |
| 19-8175 | | | R | | | | | | 30 | | | 157 | | | | | | 88 | | |
| 2.0 Biturbo CDTI 4x4 (35) (143 kW) Eng.A 20 DTR 3/12-5/17 | | | | | | | | | | | | | | | | | | | | |
| 19-8173 | | | F | | | | | | 30 | | | 157 | | | | | | 88 | | |
| 19-8175 | | | R | | | | | | 30 | | | 157 | | | | | | 88 | | |

VAUXHALL

| METELLI ref | Spare Parts | | F/R | L/R | | | ABS | A | B | C | D | E | F | G | H | I | L | M | Fig | NOTE |
|--|-------------|--|-----|-----|--|--|-----|---|----|---|---|-----|---|---|---|---|---|---|-----|------|
| 2.0 CDTI (35) (81 kW) Eng.A 20 DTC 7/08-5/17 | | | | | | | | | | | | | | | | | | | | |
| 19-8173 | | | F | | | | | | 30 | | | 157 | | | | | | | 88 | |
| 19-8175 | | | R | | | | | | 30 | | | 157 | | | | | | | 88 | |
| 2.0 CDTI (35) (88 kW) Eng.A 20 DTE 3/12-3/16 | | | | | | | | | | | | | | | | | | | | |
| 19-8173 | | | F | | | | | | 30 | | | 157 | | | | | | | 88 | |
| 19-8175 | | | R | | | | | | 30 | | | 157 | | | | | | | 88 | |
| 2.0 CDTI (35) (96 kW) Eng.A 20 DT, A 20 DTJ 7/08-12/14 | | | | | | | | | | | | | | | | | | | | |
| 19-8173 | | | F | | | | | | 30 | | | 157 | | | | | | | 88 | |
| 19-8175 | | | R | | | | | | 30 | | | 157 | | | | | | | 88 | |
| 2.0 CDTI (35) (103 kW) Eng.A 20 DTE 7/13-5/17 | | | | | | | | | | | | | | | | | | | | |
| 19-8173 | | | F | | | | | | 30 | | | 157 | | | | | | | 88 | |
| 19-8175 | | | R | | | | | | 30 | | | 157 | | | | | | | 88 | |
| 2.0 CDTI (35) (118 kW) Eng.A 20 DTH 7/08-5/17 | | | | | | | | | | | | | | | | | | | | |
| 19-8173 | | | F | | | | | | 30 | | | 157 | | | | | | | 88 | |
| 19-8175 | | | R | | | | | | 30 | | | 157 | | | | | | | 88 | |
| 2.0 CDTI (35) (120 kW) Eng.A 20 DTH 7/13-5/17 | | | | | | | | | | | | | | | | | | | | |
| 19-8173 | | | F | | | | | | 30 | | | 157 | | | | | | | 88 | |
| 19-8175 | | | R | | | | | | 30 | | | 157 | | | | | | | 88 | |
| 2.0 CDTI (35) (125 kW) Eng.B 20 DTH 11/14-5/17 | | | | | | | | | | | | | | | | | | | | |
| 19-8173 | | | F | | | | | | 30 | | | 157 | | | | | | | 88 | |
| 19-8175 | | | R | | | | | | 30 | | | 157 | | | | | | | 88 | |
| 2.0 CDTI (35) (140 kW) Eng.A 20 DTR 11/08-5/17 | | | | | | | | | | | | | | | | | | | | |
| 19-8173 | | | F | | | | | | 30 | | | 157 | | | | | | | 88 | |
| 19-8175 | | | R | | | | | | 30 | | | 157 | | | | | | | 88 | |
| 2.0 CDTI 4x4 (35) (118 kW) Eng.A 20 DTH 7/08-5/17 | | | | | | | | | | | | | | | | | | | | |
| 19-8173 | | | F | | | | | | 30 | | | 157 | | | | | | | 88 | |
| 19-8175 | | | R | | | | | | 30 | | | 157 | | | | | | | 88 | |
| 2.0 CDTI 4x4 (35) (125 kW) Eng.B 20 DTH 11/14-5/17 | | | | | | | | | | | | | | | | | | | | |
| 19-8173 | | | F | | | | | | 30 | | | 157 | | | | | | | 88 | |

VAUXHALL

| METELLI ref | Spare Parts | | F/R | L/R | | ABS | A | B | C | D | E | F | G | H | I | L | M | Fig | NOTE |
|---|-------------|--|-----|-----|--|-----|---|----|----|----|-----|---|---|---|---|----|---|-----|------|
| 19-8175 | | | R | | | | | 30 | | | 157 | | | | | 88 | | | |
| 2.0 CDTI 4x4 (35) (140 kW) Eng.A 20 DTR 5/09-5/17 | | | | | | | | | | | | | | | | | | | |
| 19-8173 | | | F | | | | | 30 | | | 157 | | | | | 88 | | | |
| 19-8175 | | | R | | | | | 30 | | | 157 | | | | | 88 | | | |
| 2.0 Turbo (35) (162 kW) Eng.A 20 NFT, A 20 NHT 7/08-5/17 | | | | | | | | | | | | | | | | | | | |
| 19-8173 | | | F | | | | | 30 | | | 157 | | | | | 88 | | | |
| 19-8175 | | | R | | | | | 30 | | | 157 | | | | | 88 | | | |
| 2.0 Turbo (35) (184 kW) Eng.A 20 NHT, B 20 NHT 7/11-5/17 | | | | | | | | | | | | | | | | | | | |
| 19-8173 | | | F | | | | | 30 | | | 157 | | | | | 88 | | | |
| 19-8175 | | | R | | | | | 30 | | | 157 | | | | | 88 | | | |
| 2.0 Turbo 4x4 (35) (162 kW) Eng.A 20 NHT 7/08-5/17 | | | | | | | | | | | | | | | | | | | |
| 19-8173 | | | F | | | | | 30 | | | 157 | | | | | 88 | | | |
| 19-8175 | | | R | | | | | 30 | | | 157 | | | | | 88 | | | |
| 2.8 V6 Turbo (35) (191 kW) Eng.A 28 NET 8/08-5/17 | | | | | | | | | | | | | | | | | | | |
| 19-8173 | | | F | | | | | 30 | | | 157 | | | | | 88 | | | |
| 19-8175 | | | R | | | | | 30 | | | 157 | | | | | 88 | | | |
| 2.8 VXR (35) (239 kW) Eng.A 28 NER 7/09-5/17 | | | | | | | | | | | | | | | | | | | |
| 19-8173 | | | F | | | | | 30 | | | 157 | | | | | 88 | | | |
| 19-8175 | | | R | | | | | 30 | | | 157 | | | | | 88 | | | |
| Meriva I A (X03) 1/03-6/10 | | | | | | | | | | | | | | | | | | | |
| 1.3 CDTI (51 kW) Eng.Y 13 DT, Z 13 DT 4/05-6/10 | | | | | | | | | | | | | | | | | | | |
| 19-2289 | | | F | | | | | | 34 | 67 | | | | | | 37 | | | |
| 1.3 CDTI (55 kW) Eng.Z 13 DTJ 1/03-10/09 | | | | | | | | | | | | | | | | | | | |
| 19-2289 | | | F | | | | | | 34 | 67 | | | | | | 37 | | | |
| 1.4 16V Twinport (66 kW) Eng.Z 14 XEP 1/03-6/10 | | | | | | | | | | | | | | | | | | | |
| 19-2289 | | | F | | | | | | 34 | 67 | | | | | | 37 | | | |
| 1.6 i (64 kW) Eng.Z 16 SE 1/03-6/10 | | | | | | | | | | | | | | | | | | | |
| 19-2289 | | | F | | | | | | 34 | 67 | | | | | | 37 | | | |

VAUXHALL

| METELLI ref | Spare Parts | | F/R | L/R | | | ABS | A | B | C | D | E | F | G | H | I | L | M | Fig | NOTE |
|---|-------------|--|-----|-----|--|--|-----|---|----|----|----|-----|---|---|---|---|---|---|-----|------|
| 1.6 i 16V (74 kW) Eng.Z 16 XE 1/03-9/05 | | | | | | | | | | | | | | | | | | | | |
| 19-2289 | | | F | | | | | | | 34 | 67 | | | | | | | | 37 | |
| 1.6 i 16V Twinport (77 kW) Eng.Z 16 XEP 5/03-6/10 | | | | | | | | | | | | | | | | | | | | |
| 19-2289 | | | F | | | | | | | 34 | 67 | | | | | | | | 37 | |
| 1.6 Turbo (132 kW) Eng.Z 16 LET 5/06-6/10 | | | | | | | | | | | | | | | | | | | | |
| 19-2289 | | | F | | | | | | | 34 | 67 | | | | | | | | 37 | |
| 1.7 CDTi (74 kW) Eng.Z 17 DTH 9/03-8/05 | | | | | | | | | | | | | | | | | | | | |
| 19-2289 | | | F | | | | | | | 34 | 67 | | | | | | | | 37 | |
| 1.7 DTi (55 kW) Eng.Y 17 DT 6/03-6/10 | | | | | | | | | | | | | | | | | | | | |
| 19-2289 | | | F | | | | | | | 34 | 67 | | | | | | | | 37 | |
| 1.8 i 16V (92 kW) Eng.Z 18 XE 5/03-6/10 | | | | | | | | | | | | | | | | | | | | |
| 19-2289 | | | F | | | | | | | 34 | 67 | | | | | | | | 37 | |
| Meriva Mk II (B) (S10) 6/10-1/70 | | | | | | | | | | | | | | | | | | | | |
| 1.3 CDTi (55 kW) Eng.A 13 DTC 6/10-1/70 | | | | | | | | | | | | | | | | | | | | |
| 19-2727 | | | R | | | | | | | | | 140 | | | | | | | 116 | |
| 19-8154 | | | F | | | | | | 40 | 78 | | | | | | | | | 40 | |
| 1.3 CDTi (70 kW) Eng.A 13 DTE 6/10-1/70 | | | | | | | | | | | | | | | | | | | | |
| 19-2727 | | | R | | | | | | | | | 140 | | | | | | | 116 | |
| 19-8154 | | | F | | | | | | 40 | 78 | | | | | | | | | 40 | |
| 1.4 (74 kW) Eng.A 14 XER, B 14 XER 6/10-1/70 | | | | | | | | | | | | | | | | | | | | |
| 19-2727 | | | R | | | | | | | | | 140 | | | | | | | 116 | |
| 19-8154 | | | F | | | | | | 40 | 78 | | | | | | | | | 40 | |
| 1.4 (88 kW) Eng.A 14 NEL, B 14 NEL 6/10-1/70 | | | | | | | | | | | | | | | | | | | | |
| 19-2727 | | | R | | | | | | | | | 140 | | | | | | | 116 | |
| 19-8154 | | | F | | | | | | 40 | 78 | | | | | | | | | 40 | |
| 1.4 (103 kW) Eng.A 14 NET, B 14 NET 6/10-1/70 | | | | | | | | | | | | | | | | | | | | |
| 19-2727 | | | R | | | | | | | | | 140 | | | | | | | 116 | |
| 19-8154 | | | F | | | | | | 40 | 78 | | | | | | | | | 40 | |

VAUXHALL

| METELLI ref | Spare Parts | F/R | L/R | ABS | A | B | C | D | E | F | G | H | I | L | M | Fig | NOTE |
|---|-------------|-----|-----|-----|---|---|-------|-------|-----|---|---|---|---|-------|---|-----|------|
| 1.4 4x4 (112 kW) Eng.B 14 XFT 6/16-1/70 | | | | | | | | | | | | | | | | | |
| 19-8154 | | F/R | | | | | 40 | 78 | | | | | | 40 | | | |
| 1.6 (85 kW) Eng.A 16 XER, B 16 XER, D 16 XER 6/12-1/70 | | | | | | | | | | | | | | | | | |
| 19-8154 | | F | | | | | 40 | 78 | | | | | | 40 | | | |
| 19-8176 | | R | | | | | | | 136 | | | | | 119 | | | |
| 1.6 CDTi (81 kW) Eng.B 16 DTN, B 16 DTU 6/15-1/70 | | | | | | | | | | | | | | | | | |
| 19-8176 | | R | | | | | | | 136 | | | | | 119 | | | |
| 1.6 CDTi (100 kW) Eng.A 16 DTH, B 16 DTH, D 16 DTH 1/15-1/70 | | | | | | | | | | | | | | | | | |
| 19-8154 | | F | | | | | 40 | 78 | | | | | | 40 | | | |
| 19-8176 | | R | | | | | | | 136 | | | | | 119 | | | |
| 1.6 CDTi 4x4 (100 kW) Eng.A 16 DTH, B 16 DTH, D 16 DTH 1/15-1/70 | | | | | | | | | | | | | | | | | |
| 19-8154 | | F/R | | | | | 40 | 78 | | | | | | 40 | | | |
| 1.7 CDTi (96 kW) Eng.A 17 DTS 6/12-1/70 | | | | | | | | | | | | | | | | | |
| 19-8154 | | F | | | | | 40 | 78 | | | | | | 40 | | | |
| 19-8176 | | R | | | | | | | 136 | | | | | 119 | | | |
| 1.7 CDTi 4x4 (96 kW) Eng.A 17 DTS 6/12-1/70 | | | | | | | | | | | | | | | | | |
| 19-8154 | | F/R | | | | | 40 | 78 | | | | | | 40 | | | |
| Nova Hatchback (S83) 5/83-3/93 | | | | | | | | | | | | | | | | | |
| 1.0 (33 kW) Eng.10 S 5/83-3/93 | | | | | | | | | | | | | | | | | |
| 19-2172 | | R | | | | | 17,46 | 50,29 | | | | | | 14,73 | | | |
| 1.2 (33 kW) Eng.C 12 NZ 9/89-3/93 | | | | | | | | | | | | | | | | | |
| 19-2172 | | R | | | | | 17,46 | 50,29 | | | | | | 14,73 | | | |
| 1.2 N (38 kW) Eng.12 NV 1/90-3/93 | | | | | | | | | | | | | | | | | |
| 19-2172 | | R | | | | | 17,46 | 50,29 | | | | | | 14,73 | | | |
| 1.2 S (40 kW) Eng.12 ST 5/83-2/90 | | | | | | | | | | | | | | | | | |
| 19-2172 | | R | | | | | 17,46 | 50,29 | | | | | | 14,73 | | | |
| 1.3 S (51 kW) Eng.13 SB 5/83-10/89 | | | | | | | | | | | | | | | | | |
| 19-2172 | | R | | | | | 17,46 | 50,29 | | | | | | 14,73 | | | |

VAUXHALL

| METELLI ref | Spare Parts | | F/R | L/R | | | ABS | A | B | C | D | E | F | G | H | I | L | M | Fig | NOTE |
|--|-------------|--|-----|-----|--|--|-----|---|---|-------|-------|---|---|---|---|---|-------|---|-----|------|
| 1.4 i (44 kW) Eng.C 14 NZ 1/90-3/93 | | | | | | | | | | | | | | | | | | | | |
| 19-2172 | | | R | | | | | | | 17,46 | 50,29 | | | | | | 14,73 | | | |
| 1.4 i S (60 kW) Eng.C 14 SE 9/91-3/93 | | | | | | | | | | | | | | | | | | | | |
| 19-2172 | | | R | | | | | | | 17,46 | 50,29 | | | | | | 14,73 | | | |
| 1.4 S (55 kW) Eng.14 NV 1/90-3/93 | | | | | | | | | | | | | | | | | | | | |
| 19-2172 | | | R | | | | | | | 17,46 | 50,29 | | | | | | 14,73 | | | |
| 1.5 D (37 kW) Eng.15 D 9/87-3/93 | | | | | | | | | | | | | | | | | | | | |
| 19-2172 | | | R | | | | | | | 17,46 | 50,29 | | | | | | 14,73 | | | |
| 1.5 TD (49 kW) Eng.15 DT (T4EC1) 1/90-3/93 | | | | | | | | | | | | | | | | | | | | |
| 19-2172 | | | R | | | | | | | 17,46 | 50,29 | | | | | | 14,73 | | | |
| 1.6 GSI (72 kW) Eng.C 16 SEI (01.90-12.92) 9/89-3/93 | | | | | | | | | | | | | | | | | | | | |
| 19-2172 | | | R | | | | | | | 17,46 | 50,29 | | | | | | 14,73 | | | |
| 1.6 GSI (74 kW) Eng.E 16 SE 5/88-3/92 | | | | | | | | | | | | | | | | | | | | |
| 19-2172 | | | R | | | | | | | 17,46 | 50,29 | | | | | | 14,73 | | | |
| 1.6 GSI Cat (74 kW) Eng.C 16 SE 2/92-3/93 | | | | | | | | | | | | | | | | | | | | |
| 19-2172 | | | R | | | | | | | 17,46 | 50,29 | | | | | | 14,73 | | | |
| Nova Sedan (S83) 9/82-12/93 | | | | | | | | | | | | | | | | | | | | |
| 1.0 (33 kW) Eng.10 S 9/82-10/87 | | | | | | | | | | | | | | | | | | | | |
| 19-2172 | | | R | | | | | | | 17,46 | 50,29 | | | | | | 14,73 | | | |
| 1.2 S (40 kW) Eng.12 ST 9/82-10/87 | | | | | | | | | | | | | | | | | | | | |
| 19-2172 | | | R | | | | | | | 17,46 | 50,29 | | | | | | 14,73 | | | |
| 1.3 S (51 kW) Eng.13 SB 9/82-10/87 | | | | | | | | | | | | | | | | | | | | |
| 19-2172 | | | R | | | | | | | 17,46 | 50,29 | | | | | | 14,73 | | | |
| 1.4 (44 kW) Eng.C 14 NZ 10/90-8/92 | | | | | | | | | | | | | | | | | | | | |
| 19-2172 | | | R | | | | | | | 17,46 | 50,29 | | | | | | 14,73 | | | |
| 1.4 (60 kW) Eng.C 14 SE 9/90-8/92 | | | | | | | | | | | | | | | | | | | | |
| 19-2172 | | | R | | | | | | | 17,46 | 50,29 | | | | | | 14,73 | | | |

VAUXHALL

| METELLI ref | Spare Parts | | F/R | L/R | | | ABS | A | B | C | D | E | F | G | H | I | L | M | Fig | NOTE |
|---|-------------|--|-----|-----|--|--|-----|---|---|-------|-------|-------|---|---|---|---|-------|---|-----|------|
| 1.4 S (55 kW) Eng.14 NV 1/90-2/93 | | | | | | | | | | | | | | | | | | | | |
| 19-2172 | | | R | | | | | | | 17,46 | 50,29 | | | | | | 14,73 | | | |
| 1.5 TD (49 kW) Eng.15 DT (T4EC1) 1/90-2/93 | | | | | | | | | | | | | | | | | | | | |
| 19-2172 | | | R | | | | | | | 17,46 | 50,29 | | | | | | 14,73 | | | |
| Omega (B) Sedan (V94) 1/94-7/03 | | | | | | | | | | | | | | | | | | | | |
| 2.0 (85 kW) Eng.20 SE, X 20 SE 3/94-9/99 | | | | | | | | | | | | | | | | | | | | |
| 19-2176 | | | F | | | | 48 | | | 35 | | 136,7 | | | | | 74 | | | |
| 19-2176 | | | F | | | | 48 | | | 35 | | 136,7 | | | | | 74 | | | |
| 2.0 16V (100 kW) Eng.X 20 XEV 3/94-7/01 | | | | | | | | | | | | | | | | | | | | |
| 19-2176 | | | F | | | | 48 | | | 35 | | 136,7 | | | | | 74 | | | |
| 2.0 DTI 16V (74 kW) Eng.X 20 DTH 1/98-9/00 | | | | | | | | | | | | | | | | | | | | |
| 19-2176 | | | F | | | | 48 | | | 35 | | 136,7 | | | | | 74 | | | |
| 2.2 16V (106 kW) Eng.Y 22 XE, Z 22 XE 1/94-6/03 | | | | | | | | | | | | | | | | | | | | |
| 19-2176 | | | F | | | | 48 | | | 35 | | 136,7 | | | | | 74 | | | |
| 2.2 DTI 16V (88 kW) Eng.Y 22 DTH 8/00-7/03 | | | | | | | | | | | | | | | | | | | | |
| 19-2176 | | | F | | | | 48 | | | 35 | | 136,7 | | | | | 74 | | | |
| 2.5 TD (96 kW) Eng.U 25 DT, U 25 TD, X 25 DT, X 25 TD 4/94-7/01 | | | | | | | | | | | | | | | | | | | | |
| 19-2176 | | | F | | | | 48 | | | 35 | | 136,7 | | | | | 74 | | | |
| 2.5 V6 (125 kW) Eng.X 25 XE 3/94-9/00 | | | | | | | | | | | | | | | | | | | | |
| 19-2176 | | | F | | | | 48 | | | 35 | | 136,7 | | | | | 74 | | | |
| 2.6 V6 (132 kW) Eng.Y 26 SE 8/00-7/03 | | | | | | | | | | | | | | | | | | | | |
| 19-2176 | | | F | | | | 48 | | | 35 | | 136,7 | | | | | 74 | | | |
| 3.0 V6 (155 kW) Eng.X 30 XE 4/94-7/00 | | | | | | | | | | | | | | | | | | | | |
| 19-2176 | | | F | | | | 48 | | | 35 | | 136,7 | | | | | 74 | | | |
| 3.2 V6 (160 kW) Eng.Y 32 SE 2/01-7/03 | | | | | | | | | | | | | | | | | | | | |
| 19-2176 | | | F | | | | 48 | | | 35 | | 136,7 | | | | | 74 | | | |

VAUXHALL

| METELLI ref | Spare Parts | | F/R | L/R | | ABS | A | B | C | D | E | F | G | H | I | L | M | Fig | NOTE |
|--|-------------|--|-----|-----|--|-----|---|---|-------|-------|-------|---|---|---|---|---|---|-------|------|
| Omega (B) SW (V94) 2/94-6/03 | | | | | | | | | | | | | | | | | | | |
| 2.0 (85 kW) Eng.X 20 SE 3/94-9/99 | | | | | | | | | | | | | | | | | | | |
| 19-2176 | | | F | | | 48 | | | 35 | | 136,7 | | | | | | | 74 | |
| 2.0 16V (100 kW) Eng.X 20 XEV 3/94-7/01 | | | | | | | | | | | | | | | | | | | |
| 19-2176 | | | F | | | 48 | | | 35 | | 136,7 | | | | | | | 74 | |
| 2.0 DTI 16V (74 kW) Eng.X 20 DTH 1/98-9/00 | | | | | | | | | | | | | | | | | | | |
| 19-2176 | | | F | | | 48 | | | 35 | | 136,7 | | | | | | | 74 | |
| 2.2 16V (106 kW) Eng.Y 22 XE, Z 22 XE 2/94-6/03 | | | | | | | | | | | | | | | | | | | |
| 19-2176 | | | F | | | 48 | | | 35 | | 136,7 | | | | | | | 74 | |
| 2.2 DTI 16V (88 kW) Eng.Y 22 DTH 8/00-6/03 | | | | | | | | | | | | | | | | | | | |
| 19-2176 | | | F | | | 48 | | | 35 | | 136,7 | | | | | | | 74 | |
| 2.5 TD (96 kW) Eng.U 25 DT, U 25 TD, X 25 DT, X 25 TD 4/94-7/01 | | | | | | | | | | | | | | | | | | | |
| 19-2176 | | | F | | | 48 | | | 35 | | 136,7 | | | | | | | 74 | |
| 2.5 V6 (125 kW) Eng.X 25 XE 3/94-9/00 | | | | | | | | | | | | | | | | | | | |
| 19-2176 | | | F | | | 48 | | | 35 | | 136,7 | | | | | | | 74 | |
| 2.6 V6 (132 kW) Eng.Y 26 SE 8/00-6/03 | | | | | | | | | | | | | | | | | | | |
| 19-2176 | | | F | | | 48 | | | 35 | | 136,7 | | | | | | | 74 | |
| 3.0 V6 (155 kW) Eng.X 30 XE 7/94-7/00 | | | | | | | | | | | | | | | | | | | |
| 19-2176 | | | F | | | 48 | | | 35 | | 136,7 | | | | | | | 74 | |
| 3.2 V6 (160 kW) Eng.Y 32 SE 2/01-6/03 | | | | | | | | | | | | | | | | | | | |
| 19-2176 | | | F | | | 48 | | | 35 | | 136,7 | | | | | | | 74 | |
| Royale 2/78-12/86 | | | | | | | | | | | | | | | | | | | |
| 2.8 (103 kW) Eng.28 H 2/78-4/81 | | | | | | | | | | | | | | | | | | | |
| 19-2170 | | | F | | | | | | 17,46 | 59,13 | | | | | | | | 16,76 | |
| 2.9 E (132 kW) Eng.30 E 2/78-12/86 | | | | | | | | | | | | | | | | | | | |
| 19-2170 | | | F | | | | | | 17,46 | 59,13 | | | | | | | | 16,76 | |

VAUXHALL

| METELLI ref | Spare Parts | | F/R | L/R | | | ABS | A | B | C | D | E | F | G | H | I | L | M | Fig | NOTE |
|---|-------------|--|-----|-----|--|----|-----|---|----|-------|-------|---|---|---|---|---|-------|---|-----|------|
| 3.0 (132 kW) Eng.30 E 10/79-10/82 | | | | | | | | | | | | | | | | | | | | |
| 19-2170 | | | F | | | | | | | 17,46 | 59,13 | | | | | | 16,76 | | | |
| Royale Coupe 2/78-8/86 | | | | | | | | | | | | | | | | | | | | |
| 2.8 (103 kW) Eng.28 H 10/79-10/82 | | | | | | | | | | | | | | | | | | | | |
| 19-2170 | | | F | | | | | | | 17,46 | 59,13 | | | | | | 16,76 | | | |
| 2.9 (132 kW) Eng.30 E 2/78-8/86 | | | | | | | | | | | | | | | | | | | | |
| 19-2170 | | | F | | | | | | | 17,46 | 59,13 | | | | | | 16,76 | | | |
| 3.0 (132 kW) Eng.30 E 10/79-10/82 | | | | | | | | | | | | | | | | | | | | |
| 19-2170 | | | F | | | | | | | 17,46 | 59,13 | | | | | | 16,76 | | | |
| Senator I 2/78-8/87 | | | | | | | | | | | | | | | | | | | | |
| 2.0 E (85 kW) Eng.H 20 E 3/83-10/84 | | | | | | | | | | | | | | | | | | | | |
| 19-2170 | | | F | | | | | | | 17,46 | 59,13 | | | | | | 16,76 | | | |
| 2.2 E (85 kW) Eng.22 E 11/84-8/87 | | | | | | | | | | | | | | | | | | | | |
| 19-2170 | | | F | | | | | | | 17,46 | 59,13 | | | | | | 16,76 | | | |
| 2.2 TD (63 kW) Eng.23 TD 11/84-8/87 | | | | | | | | | | | | | | | | | | | | |
| 19-2170 | | | F | | | | | | | 17,46 | 59,13 | | | | | | 16,76 | | | |
| 2.5 (85 kW) Eng.25 S 5/78-12/80 | | | | | | | | | | | | | | | | | | | | |
| 19-2170 | | | F | | | | | | | 17,46 | 59,13 | | | | | | 16,76 | | | |
| 2.5 i (103 kW) Eng.25 E 9/84-8/87 | | | | | | | | | | | | | | | | | | | | |
| 19-2176 | | | F | | | 48 | | | 35 | | 136,7 | | | | | | 74 | | | |
| 2.8 (103 kW) Eng.28 H 2/78-8/87 | | | | | | | | | | | | | | | | | | | | |
| 19-2170 | | | F | | | | | | | 17,46 | 59,13 | | | | | | 16,76 | | | |
| 3.0 (110 kW) Eng.30 H 4/78-7/82 | | | | | | | | | | | | | | | | | | | | |
| 19-2170 | | | F | | | | | | | 17,46 | 59,13 | | | | | | 16,76 | | | |
| 3.0 (115 kW) Eng.C 30 LE 9/85-8/87 | | | | | | | | | | | | | | | | | | | | |
| 19-2170 | | | F | | | | | | | 17,46 | 59,13 | | | | | | 16,76 | | | |

VAUXHALL

| METELLI ref | Spare Parts | | F/R | L/R | | ABS | A | B | C | D | E | F | G | H | I | L | M | Fig | NOTE |
|--|-------------|--|-----|-----|--|-----|---|----|----|---|-------|---|---|---|---|------|---|-----|-------------------------------|
| 3.0 i (132 kW) Eng.30 E 9/84-12/86 | | | | | | | | | | | | | | | | | | | |
| 19-2176 | | | F | | | 48 | | | 35 | | 136,7 | | | | | 74 | | | |
| Senator Mk II (B) (V88) 9/87-9/93 | | | | | | | | | | | | | | | | | | | |
| 2.5 i (103 kW) Eng.25 E 9/87-10/90 | | | | | | | | | | | | | | | | | | | |
| 19-2176 | | | F | | | 48 | | | 35 | | 136,7 | | | | | 74 | | | |
| 2.6 i (110 kW) Eng.C 26 NE 9/90-9/93 | | | | | | | | | | | | | | | | | | | |
| 19-2176 | | | F | | | 48 | | | 35 | | 136,7 | | | | | 74 | | | |
| 3.0 (130 kW) Eng.30 NE, C 30 NE 1/88-9/90 | | | | | | | | | | | | | | | | | | | |
| 19-2176 | | | F | | | 48 | | | 35 | | 136,7 | | | | | 74 | | | |
| 3.0 (135 kW) Eng.30 NE 9/87-8/88 | | | | | | | | | | | | | | | | | | | |
| 19-2176 | | | F | | | 48 | | | 35 | | 136,7 | | | | | 74 | | | |
| 3.0 24V (150 kW) Eng.C 30 SE 9/89-9/93 | | | | | | | | | | | | | | | | | | | |
| 19-2176 | | | F | | | 48 | | | 35 | | 136,7 | | | | | 74 | | | |
| 3.0 i Cat (130 kW) Eng.30 NE, C 30 NE 1/88-9/93 | | | | | | | | | | | | | | | | | | | |
| 19-2176 | | | F | | | 48 | | | 35 | | 136,7 | | | | | 74 | | | |
| Signum (Z03) 3/03-10/08 | | | | | | | | | | | | | | | | | | | |
| 1.8 (90 kW) Eng.Z 18 XE 6/03-7/05 | | | | | | | | | | | | | | | | | | | |
| 19-2725 | | | R | | | | | | | | 140 | | | | | 84,8 | | | |
| 19-2802 | | | F | | | | | | | | 137 | | | | | 102 | | | Ch. -4899999, -IDS Suspension |
| 19-8126 | | | F | | | | | 30 | | | 136 | | | | | 85 | | | +IDS Suspension |
| 1.8 (103 kW) Eng.Z 18 XER 8/05-5/08 | | | | | | | | | | | | | | | | | | | |
| 19-2725 | | | R | | | | | | | | 140 | | | | | 84,8 | | | |
| 19-8126 | | | F | | | | | 30 | | | 136 | | | | | 85 | | | |
| 1.9 CDTI (88 kW) Eng.Z 19 DT 4/04-3/08 | | | | | | | | | | | | | | | | | | | |
| 19-2725 | | | R | | | | | | | | 140 | | | | | 84,8 | | | |
| 19-2802 | | | F | | | | | | | | 137 | | | | | 102 | | | Ch. -4899999, -IDS Suspension |
| 19-8126 | | | F | | | | | 30 | | | 136 | | | | | 85 | | | +IDS Suspension |

VAUXHALL

| METELLI ref | Spare Parts | | F/R | L/R | | | ABS | A | B | C | D | E | F | G | H | I | L | M | Fig | NOTE |
|---|-------------|--|-----|-----|--|--|-----|---|----|---|---|-----|---|---|---|---|------|---|-----|-------------------------------|
| 1.9 CDTI 16V (110 kW) Eng.Z 19 DTH 4/04-3/08 | | | | | | | | | | | | | | | | | | | | |
| 19-2725 | | | R | | | | | | | | | 140 | | | | | 84,8 | | | |
| 19-2802 | | | F | | | | | | | | | 137 | | | | | 102 | | | Ch. -4899999, -IDS Suspension |
| 19-8126 | | | F | | | | | | 30 | | | 136 | | | | | 85 | | | +IDS Suspension |
| 2.0 DTI (74 kW) Eng.Y 20 DTH 5/03-4/04 | | | | | | | | | | | | | | | | | | | | |
| 19-2725 | | | R | | | | | | | | | 140 | | | | | 84,8 | | | |
| 19-2802 | | | F | | | | | | | | | 137 | | | | | 102 | | | Ch. -4899999, -IDS Suspension |
| 19-8126 | | | F | | | | | | 30 | | | 136 | | | | | 85 | | | +IDS Suspension |
| 2.0 i Turbo (129 kW) Eng.Z 20 NET 3/03-10/08 | | | | | | | | | | | | | | | | | | | | |
| 19-2725 | | | R | | | | | | | | | 140 | | | | | 84,8 | | | |
| 19-2802 | | | F | | | | | | | | | 137 | | | | | 102 | | | Ch. -4899999, -IDS Suspension |
| 19-8126 | | | F | | | | | | 30 | | | 136 | | | | | 85 | | | +IDS Suspension |
| 2.2 DTI (92 kW) Eng.Y 22 DTR 5/03-5/08 | | | | | | | | | | | | | | | | | | | | |
| 19-2725 | | | R | | | | | | | | | 140 | | | | | 84,8 | | | |
| 19-2802 | | | F | | | | | | | | | 137 | | | | | 102 | | | Ch. -4899999, -IDS Suspension |
| 19-8126 | | | F | | | | | | 30 | | | 136 | | | | | 85 | | | +IDS Suspension |
| 2.2 i (114 kW) Eng.Z 22 YH 5/03-5/08 | | | | | | | | | | | | | | | | | | | | |
| 19-2725 | | | R | | | | | | | | | 140 | | | | | 84,8 | | | |
| 19-2802 | | | F | | | | | | | | | 137 | | | | | 102 | | | Ch. -4899999, -IDS Suspension |
| 19-8126 | | | F | | | | | | 30 | | | 136 | | | | | 85 | | | +IDS Suspension |
| 2.8 V6 Turbo (169 kW) Eng.Z 28 NEL 7/05-5/08 | | | | | | | | | | | | | | | | | | | | |
| 19-2725 | | | R | | | | | | | | | 140 | | | | | 84,8 | | | |
| 19-8126 | | | F | | | | | | 30 | | | 136 | | | | | 85 | | | |
| 3.0 CDTi (130 kW) Eng.Y 30 DT 5/03-5/08 | | | | | | | | | | | | | | | | | | | | |
| 19-2725 | | | R | | | | | | | | | 140 | | | | | 84,8 | | | |
| 19-2802 | | | F | | | | | | | | | 137 | | | | | 102 | | | Ch. -4899999, -IDS Suspension |
| 19-8126 | | | F | | | | | | 30 | | | 136 | | | | | 85 | | | +IDS Suspension |
| 3.0 V6 CDTI (135 kW) Eng.Z 30 DT 7/05-6/08 | | | | | | | | | | | | | | | | | | | | |
| 19-2725 | | | R | | | | | | | | | 140 | | | | | 84,8 | | | |

VAUXHALL

| METELLI ref | Spare Parts | F/R | L/R | ABS | A | B | C | D | E | F | G | H | I | L | M | Fig | NOTE |
|--|-------------|-----|-----|-----|---|----|-------|-------|-----|---|---|---|---|-------|---|-----|-------------------------------|
| 19-8126 | | F | | | | 30 | | | 136 | | | | | 85 | | | |
| 3.2 V6 (155 kW) Eng.Z 32 SE 5/03-5/08 | | | | | | | | | | | | | | | | | |
| 19-2725 | | R | | | | | | | 140 | | | | | 84,8 | | | |
| 19-2802 | | F | | | | | | | 137 | | | | | 102 | | | Ch. -4899999, -IDS Suspension |
| 19-8126 | | F | | | | 30 | | | 136 | | | | | 85 | | | +IDS Suspension |
| Tigra Mk I (S93) 7/94-12/00 | | | | | | | | | | | | | | | | | |
| 1.4 16V (66 kW) Eng.X 14 XE 7/94-12/00 | | | | | | | | | | | | | | | | | |
| 19-2172 | | R | | | | | 17,46 | 50,29 | | | | | | 14,73 | | | |
| 19-2178 | | F | | | | | 34 | 66 | | | | | | 37 | | | |
| 1.6 16V (78 kW) Eng.X 16 XE 7/94-12/00 | | | | | | | | | | | | | | | | | |
| 19-2172 | | R | | | | | 17,46 | 50,29 | | | | | | 14,73 | | | |
| 19-2178 | | F | | | | | 34 | 66 | | | | | | 37 | | | |
| Tigra TwinTop (X04) 6/04-8/09 | | | | | | | | | | | | | | | | | |
| 1.3 CDTI (51 kW) Eng.Z 13 DT 6/04-8/09 | | | | | | | | | | | | | | | | | |
| 19-2289 | | F | | | | | 34 | 67 | | | | | | 37 | | | |
| 19-2436 | | R | | | | | 27 | 53 | | | | | | 43 | | | Rear Drum Brake |
| 19-2437 | | R | | | | | | | 123 | | | | | | | | Rear Disc Brake |
| 1.4 (66 kW) Eng.Z 14 XEP 6/04-8/09 | | | | | | | | | | | | | | | | | |
| 19-2289 | | F | | | | | 34 | 67 | | | | | | 37 | | | |
| 19-2436 | | R | | | | | 27 | 53 | | | | | | 43 | | | Rear Drum Brake |
| 19-2437 | | R | | | | | | | 123 | | | | | | | | Rear Disc Brake |
| 1.8 (92 kW) Eng.Z 18 XE 6/04-8/09 | | | | | | | | | | | | | | | | | |
| 19-2289 | | F | | | | | 34 | 67 | | | | | | 37 | | | |
| 19-2436 | | R | | | | | 27 | 53 | | | | | | 43 | | | Rear Drum Brake |
| 19-2437 | | R | | | | | | | 123 | | | | | | | | Rear Disc Brake |

VAUXHALL

| METELLI ref | Spare Parts | F/R | L/R | ABS | A | B | C | D | E | F | G | H | I | L | M | Fig | NOTE |
|---|-------------|-----|-----|-----|---|----|---|----|-----|---|---|---|---|---|---|------|------|
| Vectra (B) Hatchback (J96) 8/95-7/03 | | | | | | | | | | | | | | | | | |
| 1.6 i (F68) (55 kW) Eng.X 16 SZR 8/95-10/01 | | | | | | | | | | | | | | | | | |
| 19-2177 | | F | | | | | | 39 | 74 | | | | | | | 39 | |
| 1.7 TD (F68) (60 kW) Eng.X17TD 10/95-11/96 | | | | | | | | | | | | | | | | | |
| 19-2177 | | F | | | | | | 39 | 74 | | | | | | | 39 | |
| 19-2580 | | R | | | | 26 | | | 136 | | | | | | | 137 | |
| 1.8 Dualfuel (F68) (92 kW) Eng.Z 18 XE 9/00-7/03 | | | | | | | | | | | | | | | | | |
| 19-2177 | | F | | | | | | 39 | 74 | | | | | | | 39 | |
| 1.8 i 16V (F68) (85 kW) Eng.X 18 XE 9/95-9/00 | | | | | | | | | | | | | | | | | |
| 19-2725 | | R | | | | | | | 140 | | | | | | | 84,8 | |
| 19-8126 | | F | | | | 30 | | | 136 | | | | | | | 85 | |
| 1.8 i 16V (F68) (85 kW) Eng.X 18 XE1 10/95-9/00 | | | | | | | | | | | | | | | | | |
| 19-2177 | | F | | | | | | 39 | 74 | | | | | | | 39 | |
| 1.8 i 16V (F68) (92 kW) Eng.Z 18 XE 9/00-7/03 | | | | | | | | | | | | | | | | | |
| 19-2177 | | F | | | | | | 39 | 74 | | | | | | | 39 | |
| 2.0 Di 16V (F68) (60 kW) Eng.X 20 DTL 8/95-10/01 | | | | | | | | | | | | | | | | | |
| 19-2177 | | F | | | | | | 39 | 74 | | | | | | | 39 | |
| 2.0 DTi 16V (F68) (74 kW) Eng.X 20 DTH, Y 20 DTH 6/97-10/01 | | | | | | | | | | | | | | | | | |
| 19-2177 | | F | | | | | | 39 | 74 | | | | | | | 39 | |
| 2.0 i 16V (F68) (100 kW) Eng.X 20 XEV 10/95-1/01 | | | | | | | | | | | | | | | | | |
| 19-2177 | | F | | | | | | 39 | 74 | | | | | | | 39 | |
| 2.2 DTi 16V (F68) (92 kW) Eng.Y 22 DTR 8/95-10/01 | | | | | | | | | | | | | | | | | |
| 19-2177 | | F | | | | | | 39 | 74 | | | | | | | 39 | |
| 19-2438 | | R | | | | 29 | | | 140 | | | | | | | 146 | |
| 2.2 i 16V (F68) (108 kW) Eng.Z 22 SE 9/00-7/03 | | | | | | | | | | | | | | | | | |
| 19-2177 | | F | | | | | | 39 | 74 | | | | | | | 39 | |
| 19-2438 | | R | | | | 29 | | | 140 | | | | | | | 146 | |

VAUXHALL

| METELLI ref | Spare Parts | | F/R | L/R | | | ABS | A | B | C | D | E | F | G | H | I | L | M | Fig | NOTE |
|---|-------------|--|-----|-----|--|--|-----|---|----|----|----|-----|---|---|---|---|---|------|-----|------|
| 2.5 i GSi (F68) (143 kW) Eng.X 25 XE 3/98-7/00 | | | | | | | | | | | | | | | | | | | | |
| 19-2177 | | | F | | | | | | | 39 | 74 | | | | | | | 39 | | |
| 2.5 i V6 (F68) (125 kW) Eng.X 25 XE 9/95-8/00 | | | | | | | | | | | | | | | | | | | | |
| 19-2177 | | | F | | | | | | | 39 | 74 | | | | | | | 39 | | |
| 2.6 i V6 (F68) (125 kW) Eng.Y 26 SE 9/00-7/03 | | | | | | | | | | | | | | | | | | | | |
| 19-2177 | | | F | | | | | | | 39 | 74 | | | | | | | 39 | | |
| 19-2438 | | | R | | | | | | 29 | | | 140 | | | | | | 146 | | |
| Vectra (B) Sedan (J96) 8/95-3/02 | | | | | | | | | | | | | | | | | | | | |
| 1.6 i (F19) (55 kW) Eng.X 16 SZR 8/95-10/01 | | | | | | | | | | | | | | | | | | | | |
| 19-2177 | | | F | | | | | | | 39 | 74 | | | | | | | 39 | | |
| 1.6 i 16V (F19) (74 kW) Eng.X 16 XEL, Y 16 XE, Z 16 XE 8/95-10/01 | | | | | | | | | | | | | | | | | | | | |
| 19-2177 | | | F | | | | | | | 39 | 74 | | | | | | | 39 | | |
| 1.7 TD (F19) (60 kW) Eng.X17TD 10/95-11/96 | | | | | | | | | | | | | | | | | | | | |
| 19-2177 | | | F | | | | | | | 39 | 74 | | | | | | | 39 | | |
| 19-2580 | | | R | | | | | | 26 | | | 136 | | | | | | 137 | | |
| 1.8 Dualfuel (F19) (92 kW) Eng.Z 18 XE 9/00-3/02 | | | | | | | | | | | | | | | | | | | | |
| 19-2177 | | | F | | | | | | | 39 | 74 | | | | | | | 39 | | |
| 1.8 i 16V (F19) (85 kW) Eng.X 18 XE 10/95-9/00 | | | | | | | | | | | | | | | | | | | | |
| 19-2177 | | | F | | | | | | | 39 | 74 | | | | | | | 39 | | |
| 1.8 i 16V (F19) (85 kW) Eng.X 18 XE1 10/95-9/00 | | | | | | | | | | | | | | | | | | | | |
| 19-2725 | | | R | | | | | | | | | 140 | | | | | | 84,8 | | |
| 19-8126 | | | F | | | | | | 30 | | | 136 | | | | | | 85 | | |
| 1.8 i 16V (F19) (92 kW) Eng.Z 18 XE 9/00-3/02 | | | | | | | | | | | | | | | | | | | | |
| 19-2177 | | | F | | | | | | | 39 | 74 | | | | | | | 39 | | |
| 2.0 DI 16V (F19) (60 kW) Eng.X 20 DTL 8/95-10/01 | | | | | | | | | | | | | | | | | | | | |
| 19-2177 | | | F | | | | | | | 39 | 74 | | | | | | | 39 | | |
| 2.0 DTI 16V (F19) (74 kW) Eng.X 20 DTH, Y 20 DTH 8/95-10/01 | | | | | | | | | | | | | | | | | | | | |
| 19-2177 | | | F | | | | | | | 39 | 74 | | | | | | | 39 | | |

VAUXHALL

| METELLI ref | Spare Parts | F/R | L/R | ABS | A | B | C | D | E | F | G | H | I | L | M | Fig | NOTE |
|---|-------------|-----|-----|-----|---|----|----|----|-----|---|---|---|---|------|---|-----|------|
| 2.0 i 16V (F19) (100 kW) Eng.X 20 XEV 10/95-1/01 | | | | | | | | | | | | | | | | | |
| 19-2177 | | F | | | | | 39 | 74 | | | | | | 39 | | | |
| 2.2 DTI 16V (F19) (92 kW) Eng.Y 22 DTR 8/95-10/01 | | | | | | | | | | | | | | | | | |
| 19-2177 | | F | | | | | 39 | 74 | | | | | | 39 | | | |
| 19-2438 | | R | | | | 29 | | | 140 | | | | | 146 | | | |
| 2.2 i 16V (F19) (108 kW) Eng.Z 22 SE 8/95-10/01 | | | | | | | | | | | | | | | | | |
| 19-2177 | | F | | | | | 39 | 74 | | | | | | 39 | | | |
| 19-2438 | | R | | | | 29 | | | 140 | | | | | 146 | | | |
| 2.5 i GSi (F19) (143 kW) Eng.X 25 XE 3/98-7/00 | | | | | | | | | | | | | | | | | |
| 19-2177 | | F | | | | | 39 | 74 | | | | | | 39 | | | |
| 2.5 i V6 (F19) (125 kW) Eng.X 25 XE 9/95-8/00 | | | | | | | | | | | | | | | | | |
| 19-2177 | | F | | | | | 39 | 74 | | | | | | 39 | | | |
| 2.6 i V6 (F19) (125 kW) Eng.Y 26 SE 9/00-3/02 | | | | | | | | | | | | | | | | | |
| 19-2177 | | F | | | | | 39 | 74 | | | | | | 39 | | | |
| 19-2438 | | R | | | | 29 | | | 140 | | | | | 146 | | | |
| Vectra (B) SW (J96) 8/95-3/02 | | | | | | | | | | | | | | | | | |
| 1.8 Dualfuel (F35) (92 kW) Eng.Z 18 XE 9/00-3/02 | | | | | | | | | | | | | | | | | |
| 19-2177 | | F | | | | | 39 | 74 | | | | | | 39 | | | |
| 1.8 i 16V (F35) (85 kW) Eng.X 18 XE 9/96-9/00 | | | | | | | | | | | | | | | | | |
| 19-2725 | | R | | | | | | | 140 | | | | | 84,8 | | | |
| 19-8126 | | F | | | | 30 | | | 136 | | | | | 85 | | | |
| 1.8 i 16V (F35) (85 kW) Eng.X 18 XE1 11/96-9/00 | | | | | | | | | | | | | | | | | |
| 19-2177 | | F | | | | | 39 | 74 | | | | | | 39 | | | |
| 1.8 i 16V (F35) (92 kW) Eng.Z 18 XE 9/00-3/02 | | | | | | | | | | | | | | | | | |
| 19-2177 | | F | | | | | 39 | 74 | | | | | | 39 | | | |
| 2.0 DI 16V (F35) (60 kW) Eng.X 20 DTL 8/95-10/01 | | | | | | | | | | | | | | | | | |
| 19-2177 | | F | | | | | 39 | 74 | | | | | | 39 | | | |

VAUXHALL

| METELLI ref | Spare Parts | F/R | L/R | ABS | A | B | C | D | E | F | G | H | I | L | M | Fig | NOTE |
|---|-------------|-----|-----|-----|---|----|----|----|-----|---|---|---|---|------|---|-----|-------------------------------|
| 2.0 DTI 16V (F35) (74 kW) Eng.X 20 DTH, Y 20 DTH 8/95-10/01 | | | | | | | | | | | | | | | | | |
| 19-2177 | | F | | | | | 39 | 74 | | | | | | 39 | | | |
| 2.0 i 16V (F35) (100 kW) Eng.X 20 XEV 10/95-1/01 | | | | | | | | | | | | | | | | | |
| 19-2177 | | F | | | | | 39 | 74 | | | | | | 39 | | | |
| 2.2 DTI 16V (F35) (92 kW) Eng.Y 22 DTR 8/95-10/01 | | | | | | | | | | | | | | | | | |
| 19-2177 | | F | | | | | 39 | 74 | | | | | | 39 | | | |
| 19-2438 | | R | | | | 29 | | | 140 | | | | | 146 | | | |
| 2.2 i 16V (F35) (108 kW) Eng.Z 22 SE 8/95-10/01 | | | | | | | | | | | | | | | | | |
| 19-2177 | | F | | | | | 39 | 74 | | | | | | 39 | | | |
| 19-2438 | | R | | | | 29 | | | 140 | | | | | 146 | | | |
| 2.5 i GSi (F35) (143 kW) Eng.X 25 XE 5/98-9/99 | | | | | | | | | | | | | | | | | |
| 19-2177 | | F | | | | | 39 | 74 | | | | | | 39 | | | |
| 2.5 i V6 (F35) (125 kW) Eng.X 25 XE 11/96-8/00 | | | | | | | | | | | | | | | | | |
| 19-2177 | | F | | | | | 39 | 74 | | | | | | 39 | | | |
| 2.6 i V6 (F35) (125 kW) Eng.Y 26 SE 9/00-3/02 | | | | | | | | | | | | | | | | | |
| 19-2177 | | F | | | | | 39 | 74 | | | | | | 39 | | | |
| 19-2438 | | R | | | | 29 | | | 140 | | | | | 146 | | | |
| Vectra Mk II (C) (Z02) 1/00-10/08 | | | | | | | | | | | | | | | | | |
| 1.8 (103 kW) Eng.Z 18 XER 1/06-7/08 | | | | | | | | | | | | | | | | | |
| 19-2725 | | R | | | | | | | 140 | | | | | 84,8 | | | |
| 19-8126 | | F | | | | 30 | | | 136 | | | | | 85 | | | |
| 1.8 16V (90 kW) Eng.Z 18 XE 4/02-7/08 | | | | | | | | | | | | | | | | | |
| 19-2725 | | R | | | | | | | 140 | | | | | 84,8 | | | |
| 19-2802 | | F | | | | | | | 137 | | | | | 102 | | | Ch. -4899999, -IDS Suspension |
| 19-8126 | | F | | | | 30 | | | 136 | | | | | 85 | | | +IDS Suspension |
| 1.8 16V Dualfuel (90 kW) Eng.Z 18 XE 4/02-7/08 | | | | | | | | | | | | | | | | | |
| 19-2725 | | R | | | | | | | 140 | | | | | 84,8 | | | |
| 19-2802 | | F | | | | | | | 137 | | | | | 102 | | | Ch. -4899999, -IDS Suspension |

VAUXHALL

| METELLI ref | Spare Parts | | F/R | L/R | | | ABS | A | B | C | D | E | F | G | H | I | L | M | Fig | NOTE |
|---|-------------|--|-----|-----|--|--|-----|---|----|---|---|-----|---|---|---|---|------|---|-----|-------------------------------|
| 19-8126 | | | F | | | | | | 30 | | | 136 | | | | | 85 | | | +IDS Suspension |
| 1.9 CDTI (88 kW) Eng.Z 19 DT 4/02-9/08 | | | | | | | | | | | | | | | | | | | | |
| 19-2725 | | | R | | | | | | | | | 140 | | | | | 84,8 | | | |
| 19-2802 | | | F | | | | | | | | | 137 | | | | | 102 | | | Ch. -4899999, -IDS Suspension |
| 19-8126 | | | F | | | | | | 30 | | | 136 | | | | | 85 | | | +IDS Suspension |
| 1.9 CDTI 16V (110 kW) Eng.Z 19 DTH 4/04-8/08 | | | | | | | | | | | | | | | | | | | | |
| 19-2725 | | | R | | | | | | | | | 140 | | | | | 84,8 | | | |
| 19-2802 | | | F | | | | | | | | | 137 | | | | | 102 | | | Ch. -4899999, -IDS Suspension |
| 19-8126 | | | F | | | | | | 30 | | | 136 | | | | | 85 | | | +IDS Suspension |
| 2.0 16V Turbo (129 kW) Eng.Z 20 NET 1/00-10/08 | | | | | | | | | | | | | | | | | | | | |
| 19-2725 | | | R | | | | | | | | | 140 | | | | | 84,8 | | | |
| 19-2802 | | | F | | | | | | | | | 137 | | | | | 102 | | | Ch. -4899999, -IDS Suspension |
| 19-8126 | | | F | | | | | | 30 | | | 136 | | | | | 85 | | | +IDS Suspension |
| 2.0 DTI 16V (74 kW) Eng.Y 20 DTH 4/02-10/08 | | | | | | | | | | | | | | | | | | | | |
| 19-2725 | | | R | | | | | | | | | 140 | | | | | 84,8 | | | |
| 19-2802 | | | F | | | | | | | | | 137 | | | | | 102 | | | Ch. -4899999, -IDS Suspension |
| 19-8126 | | | F | | | | | | 30 | | | 136 | | | | | 85 | | | +IDS Suspension |
| 2.2 16V (108 kW) Eng.Z 22 SE 1/02-10/08 | | | | | | | | | | | | | | | | | | | | |
| 19-2725 | | | R | | | | | | | | | 140 | | | | | 84,8 | | | |
| 19-2802 | | | F | | | | | | | | | 137 | | | | | 102 | | | Ch. -4899999, -IDS Suspension |
| 19-8126 | | | F | | | | | | 30 | | | 136 | | | | | 85 | | | +IDS Suspension |
| 2.2 direct (114 kW) Eng.Z 22 YH 1/02-10/08 | | | | | | | | | | | | | | | | | | | | |
| 19-2725 | | | R | | | | | | | | | 140 | | | | | 84,8 | | | |
| 19-2802 | | | F | | | | | | | | | 137 | | | | | 102 | | | Ch. -4899999, -IDS Suspension |
| 19-8126 | | | F | | | | | | 30 | | | 136 | | | | | 85 | | | +IDS Suspension |
| 2.2 DTI 16V (92 kW) Eng.Y 22 DTR 4/02-10/08 | | | | | | | | | | | | | | | | | | | | |
| 19-2725 | | | R | | | | | | | | | 140 | | | | | 84,8 | | | |
| 19-2802 | | | F | | | | | | | | | 137 | | | | | 102 | | | Ch. -4899999, -IDS Suspension |
| 19-8126 | | | F | | | | | | 30 | | | 136 | | | | | 85 | | | +IDS Suspension |

VAUXHALL

| METELLI ref | Spare Parts | | F/R | L/R | | | ABS | A | B | C | D | E | F | G | H | I | L | M | Fig | NOTE |
|--|-------------|--|-----|-----|--|--|-----|---|----|---|---|-----|---|---|---|---|------|---|-----|-------------------------------|
| 3.0 CDTi (135 kW) Eng.Z 30 DT 8/05-7/08 | | | | | | | | | | | | | | | | | | | | |
| 19-2725 | | | R | | | | | | | | | 140 | | | | | 84,8 | | | |
| 19-8126 | | | F | | | | | | 30 | | | 136 | | | | | 85 | | | |
| 3.0 V6 CDTI (130 kW) Eng.Y 30 DT 6/03-8/05 | | | | | | | | | | | | | | | | | | | | |
| 19-2725 | | | R | | | | | | | | | 140 | | | | | 84,8 | | | |
| 19-2802 | | | F | | | | | | | | | 137 | | | | | 102 | | | Ch. -4899999, -IDS Suspension |
| 19-8126 | | | F | | | | | | 30 | | | 136 | | | | | 85 | | | +IDS Suspension |
| 3.2 V6 (155 kW) Eng.Z 32 SE 6/03-7/08 | | | | | | | | | | | | | | | | | | | | |
| 19-2725 | | | R | | | | | | | | | 140 | | | | | 84,8 | | | |
| 19-2802 | | | F | | | | | | | | | 137 | | | | | 102 | | | Ch. -4899999, -IDS Suspension |
| 19-8126 | | | F | | | | | | 30 | | | 136 | | | | | 85 | | | +IDS Suspension |
| Vectra Mk II (C) GTS (Z02) 8/02-5/09 | | | | | | | | | | | | | | | | | | | | |
| 1.8 (103 kW) Eng.Z 18 XER 1/06-7/08 | | | | | | | | | | | | | | | | | | | | |
| 19-2725 | | | R | | | | | | | | | 140 | | | | | 84,8 | | | |
| 19-2802 | | | F | | | | | | | | | 137 | | | | | 102 | | | Ch. -4899999, -IDS Suspension |
| 19-8126 | | | F | | | | | | 30 | | | 136 | | | | | 85 | | | +IDS Suspension |
| 1.8 16V (90 kW) Eng.Z 18 XE 8/02-7/08 | | | | | | | | | | | | | | | | | | | | |
| 19-2725 | | | R | | | | | | | | | 140 | | | | | 84,8 | | | |
| 19-2802 | | | F | | | | | | | | | 137 | | | | | 102 | | | Ch. -4899999, -IDS Suspension |
| 19-8126 | | | F | | | | | | 30 | | | 136 | | | | | 85 | | | +IDS Suspension |
| 1.8 16V Dualfuel (90 kW) Eng.Z 18 XE 8/02-7/08 | | | | | | | | | | | | | | | | | | | | |
| 19-2725 | | | R | | | | | | | | | 140 | | | | | 84,8 | | | |
| 19-2802 | | | F | | | | | | | | | 137 | | | | | 102 | | | Ch. -4899999, -IDS Suspension |
| 19-8126 | | | F | | | | | | 30 | | | 136 | | | | | 85 | | | +IDS Suspension |
| 1.9 CDTI (88 kW) Eng.Z 19 DT 8/02-7/08 | | | | | | | | | | | | | | | | | | | | |
| 19-2725 | | | R | | | | | | | | | 140 | | | | | 84,8 | | | |
| 19-2802 | | | F | | | | | | | | | 137 | | | | | 102 | | | Ch. -4899999, -IDS Suspension |
| 19-8126 | | | F | | | | | | 30 | | | 136 | | | | | 85 | | | +IDS Suspension |

VAUXHALL

| METELLI ref | Spare Parts | | F/R | L/R | | | ABS | A | B | C | D | E | F | G | H | I | L | M | Fig | NOTE |
|--|-------------|--|-----|-----|--|--|-----|---|----|---|---|-----|---|---|---|---|------|---|-----|-------------------------------|
| 1.9 CDTI 16V (110 kW) Eng.Z 19 DTH 4/04-7/08 | | | | | | | | | | | | | | | | | | | | |
| 19-2725 | | | R | | | | | | | | | 140 | | | | | 84,8 | | | |
| 19-2802 | | | F | | | | | | | | | 137 | | | | | 102 | | | Ch. -4899999, -IDS Suspension |
| 19-8126 | | | F | | | | | | 30 | | | 136 | | | | | 85 | | | +IDS Suspension |
| 2.0 16V Turbo (129 kW) Eng.Z 20 NET 3/03-7/08 | | | | | | | | | | | | | | | | | | | | |
| 19-2725 | | | R | | | | | | | | | 140 | | | | | 84,8 | | | |
| 19-2802 | | | F | | | | | | | | | 137 | | | | | 102 | | | Ch. -4899999, -IDS Suspension |
| 19-8126 | | | F | | | | | | 30 | | | 136 | | | | | 85 | | | +IDS Suspension |
| 2.0 DTI 16V (74 kW) Eng.Y 20 DTH 8/02-7/08 | | | | | | | | | | | | | | | | | | | | |
| 19-2725 | | | R | | | | | | | | | 140 | | | | | 84,8 | | | |
| 19-2802 | | | F | | | | | | | | | 137 | | | | | 102 | | | Ch. -4899999, -IDS Suspension |
| 19-8126 | | | F | | | | | | 30 | | | 136 | | | | | 85 | | | +IDS Suspension |
| 2.2 16V (108 kW) Eng.Z 22 SE 8/02-7/08 | | | | | | | | | | | | | | | | | | | | |
| 19-2725 | | | R | | | | | | | | | 140 | | | | | 84,8 | | | |
| 19-2802 | | | F | | | | | | | | | 137 | | | | | 102 | | | Ch. -4899999, -IDS Suspension |
| 19-8126 | | | F | | | | | | 30 | | | 136 | | | | | 85 | | | +IDS Suspension |
| 2.2 direct (114 kW) Eng.Z 22 YH 10/03-8/05 | | | | | | | | | | | | | | | | | | | | |
| 19-2725 | | | R | | | | | | | | | 140 | | | | | 84,8 | | | |
| 19-2802 | | | F | | | | | | | | | 137 | | | | | 102 | | | Ch. -4899999, -IDS Suspension |
| 19-8126 | | | F | | | | | | 30 | | | 136 | | | | | 85 | | | +IDS Suspension |
| 2.2 DTI 16V (92 kW) Eng.Y 22 DTR 8/02-7/08 | | | | | | | | | | | | | | | | | | | | |
| 19-2725 | | | R | | | | | | | | | 140 | | | | | 84,8 | | | |
| 19-2802 | | | F | | | | | | | | | 137 | | | | | 102 | | | Ch. -4899999, -IDS Suspension |
| 19-8126 | | | F | | | | | | 30 | | | 136 | | | | | 85 | | | +IDS Suspension |
| 2.8 V6 Turbo (169 kW) Eng.Z 28 NEL 8/05-5/09 | | | | | | | | | | | | | | | | | | | | |
| 19-2725 | | | R | | | | | | | | | 140 | | | | | 84,8 | | | |
| 19-2802 | | | F | | | | | | | | | 137 | | | | | 102 | | | Ch. -4899999, -IDS Suspension |
| 19-8126 | | | F | | | | | | 30 | | | 136 | | | | | 85 | | | +IDS Suspension |

VAUXHALL

| METELLI ref | Spare Parts | | F/R | L/R | | | ABS | A | B | C | D | E | F | G | H | I | L | M | Fig | NOTE |
|--|-------------|--|-----|-----|--|--|-----|---|----|---|---|-----|---|---|---|---|------|---|-----|-------------------------------|
| 2.8 V6 Turbo (184 kW) Eng.Z 28 NET 2/06-5/09 | | | | | | | | | | | | | | | | | | | | |
| 19-2725 | | | R | | | | | | | | | 140 | | | | | 84,8 | | | |
| 19-2802 | | | F | | | | | | | | | 137 | | | | | 102 | | | Ch. -4899999, -IDS Suspension |
| 19-8126 | | | F | | | | | | 30 | | | 136 | | | | | 85 | | | +IDS Suspension |
| 2.8 V6 Turbo (188 kW) Eng.Z 28 NET 8/05-8/06 | | | | | | | | | | | | | | | | | | | | |
| 19-2725 | | | R | | | | | | | | | 140 | | | | | 84,8 | | | |
| 19-2802 | | | F | | | | | | | | | 137 | | | | | 102 | | | Ch. -4899999, -IDS Suspension |
| 19-8126 | | | F | | | | | | 30 | | | 136 | | | | | 85 | | | +IDS Suspension |
| 2.8 V6 Turbo (206 kW) Eng.Z 28 NET 10/06-5/09 | | | | | | | | | | | | | | | | | | | | |
| 19-2725 | | | R | | | | | | | | | 140 | | | | | 84,8 | | | |
| 19-2802 | | | F | | | | | | | | | 137 | | | | | 102 | | | Ch. -4899999, -IDS Suspension |
| 19-8126 | | | F | | | | | | 30 | | | 136 | | | | | 85 | | | +IDS Suspension |
| 3.0 CDTi (135 kW) Eng.Z 30 DT 8/05-7/08 | | | | | | | | | | | | | | | | | | | | |
| 19-2725 | | | R | | | | | | | | | 140 | | | | | 84,8 | | | |
| 19-2802 | | | F | | | | | | | | | 137 | | | | | 102 | | | Ch. -4899999, -IDS Suspension |
| 19-8126 | | | F | | | | | | 30 | | | 136 | | | | | 85 | | | +IDS Suspension |
| 3.0 V6 CDTi (130 kW) Eng.Y 30 DT 6/03-8/05 | | | | | | | | | | | | | | | | | | | | |
| 19-2725 | | | R | | | | | | | | | 140 | | | | | 84,8 | | | |
| 19-2802 | | | F | | | | | | | | | 137 | | | | | 102 | | | Ch. -4899999, -IDS Suspension |
| 19-8126 | | | F | | | | | | 30 | | | 136 | | | | | 85 | | | +IDS Suspension |
| 3.2 V6 (155 kW) Eng.Z 32 SE 8/02-7/08 | | | | | | | | | | | | | | | | | | | | |
| 19-2725 | | | R | | | | | | | | | 140 | | | | | 84,8 | | | |
| 19-2802 | | | F | | | | | | | | | 137 | | | | | 102 | | | Ch. -4899999, -IDS Suspension |
| 19-8126 | | | F | | | | | | 30 | | | 136 | | | | | 85 | | | +IDS Suspension |
| Vectra Mk II (C) SW (Z02) 10/03-5/09 | | | | | | | | | | | | | | | | | | | | |
| 1.8 (103 kW) Eng.Z 18 XER 1/06-7/08 | | | | | | | | | | | | | | | | | | | | |
| 19-2725 | | | R | | | | | | | | | 140 | | | | | 84,8 | | | |
| 19-8126 | | | F | | | | | | 30 | | | 136 | | | | | 85 | | | |

VAUXHALL

| METELLI ref | Spare Parts | | F/R | L/R | | | ABS | A | B | C | D | E | F | G | H | I | L | M | Fig | NOTE |
|---|-------------|--|-----|-----|--|--|-----|---|----|---|---|-----|---|---|---|---|------|---|-----|-------------------------------|
| 1.8 16V (90 kW) Eng.Z 18 XE 10/03-8/05 | | | | | | | | | | | | | | | | | | | | |
| 19-2725 | | | R | | | | | | | | | 140 | | | | | 84,8 | | | |
| 19-2802 | | | F | | | | | | | | | 137 | | | | | 102 | | | Ch. -4899999, -IDS Suspension |
| 19-8126 | | | F | | | | | | 30 | | | 136 | | | | | 85 | | | +IDS Suspension |
| 1.9 CDTI (88 kW) Eng.Z 19 DT 4/04-7/08 | | | | | | | | | | | | | | | | | | | | |
| 19-2725 | | | R | | | | | | | | | 140 | | | | | 84,8 | | | |
| 19-2802 | | | F | | | | | | | | | 137 | | | | | 102 | | | Ch. -4899999, -IDS Suspension |
| 19-8126 | | | F | | | | | | 30 | | | 136 | | | | | 85 | | | +IDS Suspension |
| 1.9 CDTI 16V (110 kW) Eng.Z 19 DTH 4/04-5/09 | | | | | | | | | | | | | | | | | | | | |
| 19-2725 | | | R | | | | | | | | | 140 | | | | | 84,8 | | | |
| 19-2802 | | | F | | | | | | | | | 137 | | | | | 102 | | | Ch. -4899999, -IDS Suspension |
| 19-8126 | | | F | | | | | | 30 | | | 136 | | | | | 85 | | | +IDS Suspension |
| 2.0 16V Turbo (129 kW) Eng.Z 20 NET 10/03-7/08 | | | | | | | | | | | | | | | | | | | | |
| 19-2725 | | | R | | | | | | | | | 140 | | | | | 84,8 | | | |
| 19-2802 | | | F | | | | | | | | | 137 | | | | | 102 | | | Ch. -4899999, -IDS Suspension |
| 19-8126 | | | F | | | | | | 30 | | | 136 | | | | | 85 | | | +IDS Suspension |
| 2.0 DTI 16V (74 kW) Eng.Y 20 DTH 10/03-7/08 | | | | | | | | | | | | | | | | | | | | |
| 19-2725 | | | R | | | | | | | | | 140 | | | | | 84,8 | | | |
| 19-2802 | | | F | | | | | | | | | 137 | | | | | 102 | | | Ch. -4899999, -IDS Suspension |
| 19-8126 | | | F | | | | | | 30 | | | 136 | | | | | 85 | | | +IDS Suspension |
| 2.2 direct (114 kW) Eng.Z 22 YH 10/03-7/08 | | | | | | | | | | | | | | | | | | | | |
| 19-2725 | | | R | | | | | | | | | 140 | | | | | 84,8 | | | |
| 19-2802 | | | F | | | | | | | | | 137 | | | | | 102 | | | Ch. -4899999, -IDS Suspension |
| 19-8126 | | | F | | | | | | 30 | | | 136 | | | | | 85 | | | +IDS Suspension |
| 2.2 DTI 16V (92 kW) Eng.Y 22 DTR 10/03-7/08 | | | | | | | | | | | | | | | | | | | | |
| 19-2725 | | | R | | | | | | | | | 140 | | | | | 84,8 | | | |
| 19-2802 | | | F | | | | | | | | | 137 | | | | | 102 | | | Ch. -4899999, -IDS Suspension |
| 19-8126 | | | F | | | | | | 30 | | | 136 | | | | | 85 | | | +IDS Suspension |

VAUXHALL

| METELLI ref | Spare Parts | | F/R | L/R | | | ABS | A | B | C | D | E | F | G | H | I | L | M | Fig | NOTE |
|---|-------------|--|-----|-----|--|--|-----|---|----|----|----|-----|---|---|---|---|---|------|-----|------|
| 1.5 (88 kW) Eng.D 15 DTH (DV5RUC) 3/19-1/70 | | | | | | | | | | | | | | | | | | | | |
| 19-2803 | | | F | | | | | | | 45 | 86 | | | | | | | 44 | | |
| 19-8188 | | | R | | | | | | 28 | | | 128 | | | | | | | | |
| 2.0 (110 kW) Eng.D 20 DTH (DW10FD) 3/19-1/70 | | | | | | | | | | | | | | | | | | | | |
| 19-2803 | | | F | | | | | | | 45 | 86 | | | | | | | 44 | | |
| 19-8188 | | | R | | | | | | 28 | | | 128 | | | | | | | | |
| 2.0 (130 kW) Eng.D 20 DTR (DW10FDCU) 3/19-1/70 | | | | | | | | | | | | | | | | | | | | |
| 19-2803 | | | F | | | | | | | 45 | 86 | | | | | | | 44 | | |
| 19-8188 | | | R | | | | | | 28 | | | 128 | | | | | | | | |
| Zafira I A (T98) 11/98-8/05 | | | | | | | | | | | | | | | | | | | | |
| 1.6 16V (74 kW) Eng.X 16 XEL, Z 16 XE 4/99-8/05 | | | | | | | | | | | | | | | | | | | | |
| 19-2294 | | | F | | | | | | 33 | | | 137 | | | | | | 83,3 | | -ABS |
| 19-2295 | | | F | | | | | | 33 | | | 137 | | | | | | 85 | | +ABS |
| 1.6 CNG (71 kW) Eng.Z 16 YNG 9/01-6/05 | | | | | | | | | | | | | | | | | | | | |
| 19-2294 | | | F | | | | | | 33 | | | 137 | | | | | | 83,3 | | -ABS |
| 19-2295 | | | F | | | | | | 33 | | | 137 | | | | | | 85 | | +ABS |
| 1.6 Dualfuel (74 kW) Eng.X 16 XEL 11/98-8/05 | | | | | | | | | | | | | | | | | | | | |
| 19-2294 | | | F | | | | | | 33 | | | 137 | | | | | | 83,3 | | -ABS |
| 19-2295 | | | F | | | | | | 33 | | | 137 | | | | | | 85 | | +ABS |
| 1.8 16V (85 kW) Eng.X 18 XE1 5/99-8/00 | | | | | | | | | | | | | | | | | | | | |
| 19-2294 | | | F | | | | | | 33 | | | 137 | | | | | | 83,3 | | -ABS |
| 19-2295 | | | F | | | | | | 33 | | | 137 | | | | | | 85 | | +ABS |
| 1.8 16V (92 kW) Eng.Z 18 XE 9/00-8/05 | | | | | | | | | | | | | | | | | | | | |
| 19-2294 | | | F | | | | | | 33 | | | 137 | | | | | | 83,3 | | -ABS |
| 19-2295 | | | F | | | | | | 33 | | | 137 | | | | | | 85 | | +ABS |
| 1.8 Dualfuel (92 kW) Eng.Z 18 XE 9/00-8/05 | | | | | | | | | | | | | | | | | | | | |
| 19-2294 | | | F | | | | | | 33 | | | 137 | | | | | | 83,3 | | -ABS |
| 19-2295 | | | F | | | | | | 33 | | | 137 | | | | | | 85 | | +ABS |

VAUXHALL

| METELLI ref | Spare Parts | | F/R | L/R | | ABS | A | B | C | D | E | F | G | H | I | L | M | Fig | NOTE |
|--|-------------|--|-----|-----|--|-----|---|----|---|---|-------|---|---|---|---|------|---|-----|------------------------|
| 2.0 DI 16V (60 kW) Eng.X 20 DTL 10/99-8/05 | | | | | | | | | | | | | | | | | | | |
| 19-2294 | | | F | | | | | 33 | | | 137 | | | | | 83,3 | | | -ABS |
| 19-2295 | | | F | | | | | 33 | | | 137 | | | | | 85 | | | +ABS |
| 2.0 DTI 16V (74 kW) Eng.Y 20 DTH 4/99-8/05 | | | | | | | | | | | | | | | | | | | |
| 19-2294 | | | F | | | | | 33 | | | 137 | | | | | 83,3 | | | -ABS |
| 19-2295 | | | F | | | | | 33 | | | 137 | | | | | 85 | | | +ABS |
| 2.0 GSI Turbo (141 kW) Eng.Z 20 LET 9/01-6/05 | | | | | | | | | | | | | | | | | | | |
| 19-2294 | | | F | | | | | 33 | | | 137 | | | | | 83,3 | | | -ABS |
| 19-2295 | | | F | | | | | 33 | | | 137 | | | | | 85 | | | +ABS |
| 2.2 16V (108 kW) Eng.Z 22 SE 11/98-8/04 | | | | | | | | | | | | | | | | | | | |
| 19-2294 | | | F | | | | | 33 | | | 137 | | | | | 83,3 | | | -ABS |
| 19-2295 | | | F | | | | | 33 | | | 137 | | | | | 85 | | | +ABS |
| Zafira Mk II (B) (A05) 4/05-11/14 | | | | | | | | | | | | | | | | | | | |
| 1.6 (77 kW) Eng.Z 16 XE1, Z 16 XEP 7/05-11/14 | | | | | | | | | | | | | | | | | | | |
| 19-2345 | | | F | | | | | | | | 137 | | | | | | | | |
| 19-2727 | | | R | | | | | | | | 140 | | | | | 116 | | | |
| 1.6 (85 kW) Eng.A 16 XER, Z 16 XER 12/07-11/14 | | | | | | | | | | | | | | | | | | | |
| 19-2345 | | | F | | | | | | | | 137 | | | | | | | | |
| 19-2727 | | | R | | | | | | | | 140 | | | | | 116 | | | |
| 1.7 CDTI (81 kW) Eng.A 17 DTJ, Z 17 DTJ 4/09-11/14 | | | | | | | | | | | | | | | | | | | |
| 19-2727 | | | R | | | | | | | | 140 | | | | | 116 | | | |
| 19-2839 | | | F | | | | | 33 | | | 136,5 | | | | | 85 | | | Ch. 62034066/6G019310- |
| 1.8 (88 kW) Eng.A 18 XEL 4/13-11/14 | | | | | | | | | | | | | | | | | | | |
| 19-2345 | | | F | | | | | | | | 137 | | | | | | | | |
| 19-2727 | | | R | | | | | | | | 140 | | | | | 116 | | | |
| 1.8 (103 kW) Eng.A 18 XER, Z 18 XER 4/05-11/14 | | | | | | | | | | | | | | | | | | | |
| 19-2345 | | | F | | | | | | | | 137 | | | | | | | | |
| 19-2727 | | | R | | | | | | | | 140 | | | | | 116 | | | |

VAUXHALL

| METELLI ref | Spare Parts | F/R | L/R | ABS | A | B | C | D | E | F | G | H | I | L | M | Fig | NOTE |
|---|-------------|-----|-----|-----|---|----|---|----|-----|---|---|---|---|------|---|-----|------|
| 1.9 CDTI (88 kW) Eng.Z 19 DT 7/05-11/14 | | | | | | | | | | | | | | | | | |
| 19-2727 | | R | | | | | | | 140 | | | | | 116 | | | |
| 1.9 CDTI (110 kW) Eng.Z 19 DTH 7/05-11/14 | | | | | | | | | | | | | | | | | |
| 19-2727 | | R | | | | | | | 140 | | | | | 116 | | | |
| 19-2837 | | F | | | | 30 | | | 137 | | | | | 85 | | | |
| 2.0 (147 kW) Eng.Z 20 LER 7/05-11/14 | | | | | | | | | | | | | | | | | |
| 19-2727 | | R | | | | | | | 140 | | | | | 116 | | | |
| 2.0 (176 kW) Eng.Z 20 LEH 1/06-11/14 | | | | | | | | | | | | | | | | | |
| 19-2727 | | R | | | | | | | 140 | | | | | 116 | | | |
| 19-2837 | | F | | | | 30 | | | 137 | | | | | 85 | | | |
| 2.2 (110 kW) Eng.Z 22 YH 7/05-11/14 | | | | | | | | | | | | | | | | | |
| 19-2727 | | R | | | | | | | 140 | | | | | 116 | | | |
| Zafira Mk III (P12) 10/11-1/70 | | | | | | | | | | | | | | | | | |
| 1.4 (88 kW) Eng.A 14 NEL 10/11-8/18 | | | | | | | | | | | | | | | | | |
| 19-2859 | | F | | | | | | | 146 | | | | | 87,5 | | | |
| 19-8159 | | R | | | | | | 82 | 146 | | | | | | | | |
| 1.4 (103 kW) Eng.A 14 NET, B 14 NET 10/11-8/18 | | | | | | | | | | | | | | | | | |
| 19-2859 | | F | | | | | | | 146 | | | | | 87,5 | | | |
| 19-8159 | | R | | | | | | 82 | 146 | | | | | | | | |
| 1.6 CDTi (99 kW) Eng.B 16 DTH 10/16-8/18 | | | | | | | | | | | | | | | | | |
| 19-2859 | | F | | | | | | | 146 | | | | | 87,5 | | | |
| 19-8159 | | R | | | | | | 82 | 146 | | | | | | | | |
| 1.6 CDTi (100 kW) Eng.B 16 DTH 3/13-8/18 | | | | | | | | | | | | | | | | | |
| 19-2859 | | F | | | | | | | 146 | | | | | 87,5 | | | |
| 19-8159 | | R | | | | | | 82 | 146 | | | | | | | | |
| 1.6 CNG (110 kW) Eng.A 16 XNT 10/11-8/18 | | | | | | | | | | | | | | | | | |
| 19-2859 | | F | | | | | | | 146 | | | | | 87,5 | | | |
| 19-8159 | | R | | | | | | 82 | 146 | | | | | | | | |

VAUXHALL HCV

| METELLI ref | Spare Parts | F/R | L/R | ABS | A | B | C | D | E | F | G | H | I | L | M | Fig | NOTE |
|---|-------------|-----|-----|-----|---|---|----|----|---|---|---|---|---|----|---|-----|------------------|
| Movano Mk I (A) Chassis/Cab (X70) 10/98-12/10 | | | | | | | | | | | | | | | | | |
| 2.2 DTI (UD0) (66 kW) Eng.G9T 720, G9T 722, G9T 750 9/00-5/10 | | | | | | | | | | | | | | | | | |
| 19-2301 | | F | | | | | 49 | 84 | | | | | | 48 | | | 15Inch Wheels |
| 19-2341 | | F | | | | | 49 | 84 | | | | | | 48 | | | 15/16Inch Wheels |
| 2.5 CDTI (ED, UD0) (88 kW) Eng.G9U 632, G9U 650 8/06-5/10 | | | | | | | | | | | | | | | | | |
| 19-2341 | | F | | | | | 49 | 84 | | | | | | 48 | | | |
| 2.5 CDTI (ED, UD0) (107 kW) Eng.G9U 632, G9U 650 8/06-5/10 | | | | | | | | | | | | | | | | | |
| 19-2341 | | F | | | | | 49 | 84 | | | | | | 48 | | | |
| 2.5 CDTI (UD0, ED) (73 kW) Eng.G9U 754 11/03-12/06 | | | | | | | | | | | | | | | | | |
| 19-2301 | | F | | | | | 49 | 84 | | | | | | 48 | | | 15Inch Wheels |
| 19-2341 | | F | | | | | 49 | 84 | | | | | | 48 | | | 15/16Inch Wheels |
| 2.5 CDTI (UD0, ED) (74 kW) Eng.G9U 650 10/06-12/10 | | | | | | | | | | | | | | | | | |
| 19-2341 | | F | | | | | 49 | 84 | | | | | | 48 | | | |
| 2.5 D (UD0) (59 kW) Eng.S8U 770, S8U 772 10/98-8/02 | | | | | | | | | | | | | | | | | |
| 19-2301 | | F | | | | | 49 | 84 | | | | | | 48 | | | 15Inch Wheels |
| 19-2341 | | F | | | | | 49 | 84 | | | | | | 48 | | | 15/16Inch Wheels |
| 2.5 DTI (ED, UD0) (84 kW) Eng.G9U 720, G9U 724, G9U 750, G9U 754 1/01-12/06 | | | | | | | | | | | | | | | | | |
| 19-2301 | | F | | | | | 49 | 84 | | | | | | 48 | | | 15Inch Wheels |
| 19-2341 | | F | | | | | 49 | 84 | | | | | | 48 | | | 15/16Inch Wheels |
| 2.8 DTI (UD0, ED, HD) (84 kW) Eng.S9W 702 10/98-10/01 | | | | | | | | | | | | | | | | | |
| 19-2301 | | F | | | | | 49 | 84 | | | | | | 48 | | | 15Inch Wheels |
| 19-2341 | | F | | | | | 49 | 84 | | | | | | 48 | | | 15/16Inch Wheels |
| 3.0 DTi (ED) (100 kW) Eng.ZD3 200, ZD3 202 10/03-5/10 | | | | | | | | | | | | | | | | | |
| 19-2341 | | F | | | | | 49 | 84 | | | | | | 48 | | | |
| Movano Mk I (A) Combi (X70) 10/98-5/10 | | | | | | | | | | | | | | | | | |
| 1.9 DTI (JD) (60 kW) Eng.F9Q 774 10/01-5/10 | | | | | | | | | | | | | | | | | |
| 19-2301 | | F | | | | | 49 | 84 | | | | | | 48 | | | 15Inch Wheels |

VAUXHALL HCV

| METELLI ref | Spare Parts | | F/R | L/R | | ABS | A | B | C | D | E | F | G | H | I | L | M | Fig | NOTE |
|--|-------------|--|-----|-----|--|-----|---|---|----|----|---|---|---|---|---|----|---|-----|------------------|
| 19-2341 | | | F | | | | | | 49 | 84 | | | | | | 48 | | | 15/16Inch Wheels |
| 2.2 DTI (JD) (66 kW) Eng.G9T 720, G9T 722, G9T 750 9/00-5/10 | | | | | | | | | | | | | | | | | | | |
| 19-2301 | | | F | | | | | | 49 | 84 | | | | | | 48 | | | 15Inch Wheels |
| 19-2341 | | | F | | | | | | 49 | 84 | | | | | | 48 | | | 15/16Inch Wheels |
| 2.5 CDTI (JD) (74 kW) Eng.G9U 650 10/01-8/09 | | | | | | | | | | | | | | | | | | | |
| 19-2341 | | | F | | | | | | 49 | 84 | | | | | | 48 | | | |
| 2.5 CDTI (JD) (88 kW) Eng.G9U 632, G9U 650 2/03-8/09 | | | | | | | | | | | | | | | | | | | |
| 19-2341 | | | F | | | | | | 49 | 84 | | | | | | 48 | | | |
| 2.5 CDTI (JD) (107 kW) Eng.G9U 632 8/06-5/10 | | | | | | | | | | | | | | | | | | | |
| 19-2341 | | | F | | | | | | 49 | 84 | | | | | | 48 | | | |
| 2.5 D (JD) (59 kW) Eng.S8U 770 10/98-9/00 | | | | | | | | | | | | | | | | | | | |
| 19-2301 | | | F | | | | | | 49 | 84 | | | | | | 48 | | | 15Inch Wheels |
| 19-2341 | | | F | | | | | | 49 | 84 | | | | | | 48 | | | 15/16Inch Wheels |
| 2.5 DTI (JD) (84 kW) Eng.G9U 720, G9U 724, G9U 750, G9U 754 10/01-8/09 | | | | | | | | | | | | | | | | | | | |
| 19-2301 | | | F | | | | | | 49 | 84 | | | | | | 48 | | | 15Inch Wheels |
| 19-2341 | | | F | | | | | | 49 | 84 | | | | | | 48 | | | 15/16Inch Wheels |
| 2.8 DTI (JD) (84 kW) Eng.S9W 702 10/98-10/01 | | | | | | | | | | | | | | | | | | | |
| 19-2301 | | | F | | | | | | 49 | 84 | | | | | | 48 | | | 15Inch Wheels |
| 19-2341 | | | F | | | | | | 49 | 84 | | | | | | 48 | | | 15/16Inch Wheels |
| 3.0 DTi (JD) (100 kW) Eng.ZD3 200 10/03-5/10 | | | | | | | | | | | | | | | | | | | |
| 19-2341 | | | F | | | | | | 49 | 84 | | | | | | 48 | | | |
| Movano Mk I (A) Van (X70) 10/98-12/10 | | | | | | | | | | | | | | | | | | | |
| 1.9 DTI (FD) (60 kW) Eng.F9Q 774 10/01-5/10 | | | | | | | | | | | | | | | | | | | |
| 19-2301 | | | F | | | | | | 49 | 84 | | | | | | 48 | | | 15Inch Wheels |
| 19-2341 | | | F | | | | | | 49 | 84 | | | | | | 48 | | | 15/16Inch Wheels |
| 2.2 DTI (FD) (66 kW) Eng.G9T 720, G9T 722, G9T 750 9/00-5/10 | | | | | | | | | | | | | | | | | | | |
| 19-2301 | | | F | | | | | | 49 | 84 | | | | | | 48 | | | 15Inch Wheels |
| 19-2341 | | | F | | | | | | 49 | 84 | | | | | | 48 | | | 15/16Inch Wheels |

VAUXHALL HCV

| METELLI ref | Spare Parts | F/R | L/R | ABS | A | B | C | D | E | F | G | H | I | L | M | Fig | NOTE |
|--|-------------|-----|-----|-----|---|---|----|----|---|---|---|---|---|---|---|-----|------------------|
| 2.5 (FD) (73 kW) Eng.G9U 754 11/03-12/06 | | | | | | | | | | | | | | | | | |
| 19-2301 | | F | | | | | 49 | 84 | | | | | | | | 48 | 15Inch Wheels |
| 19-2341 | | F | | | | | 49 | 84 | | | | | | | | 48 | 15/16Inch Wheels |
| 2.5 CDTI (FD) (74 kW) Eng.G9U 650 10/06-12/10 | | | | | | | | | | | | | | | | | |
| 19-2341 | | F | | | | | 49 | 84 | | | | | | | | 48 | |
| 2.5 CDTI (FD) (88 kW) Eng.G9U 632, G9U 650 8/06-5/10 | | | | | | | | | | | | | | | | | |
| 19-2341 | | F | | | | | 49 | 84 | | | | | | | | 48 | |
| 2.5 CDTI (FD) (107 kW) Eng.G9U 632 8/06-5/10 | | | | | | | | | | | | | | | | | |
| 19-2341 | | F | | | | | 49 | 84 | | | | | | | | 48 | |
| 2.5 D (FD) (59 kW) Eng.S8U 770 10/98-9/00 | | | | | | | | | | | | | | | | | |
| 19-2301 | | F | | | | | 49 | 84 | | | | | | | | 48 | 15Inch Wheels |
| 19-2341 | | F | | | | | 49 | 84 | | | | | | | | 48 | 15/16Inch Wheels |
| 2.5 DTI (FD) (84 kW) Eng.G9U 720, G9U 724, G9U 750, G9U 754 10/01-5/10 | | | | | | | | | | | | | | | | | |
| 19-2301 | | F | | | | | 49 | 84 | | | | | | | | 48 | 15Inch Wheels |
| 19-2341 | | F | | | | | 49 | 84 | | | | | | | | 48 | 15/16Inch Wheels |
| 2.8 TDI (FD) (84 kW) Eng.S9W 702 10/98-10/01 | | | | | | | | | | | | | | | | | |
| 19-2301 | | F | | | | | 49 | 84 | | | | | | | | 48 | 15Inch Wheels |
| 19-2341 | | F | | | | | 49 | 84 | | | | | | | | 48 | 15/16Inch Wheels |
| 3.0 DTi (FD) (100 kW) Eng.ZD3 202 10/03-5/10 | | | | | | | | | | | | | | | | | |
| 19-2341 | | F | | | | | 49 | 84 | | | | | | | | 48 | |
| Movano Mk II (B) Chassis/Cab (X62) 5/10-1/70 | | | | | | | | | | | | | | | | | |
| 2.3 CDTI FWD (HV, EV, UV) (110 kW) Eng.M9T 716 8/19-1/70 | | | | | | | | | | | | | | | | | |
| 19-2874 | | R | | | | | 45 | 80 | | | | | | | | 60 | |
| 19-8133 | | F | | | | | 55 | 90 | | | | | | | | 54 | |
| 2.3 CDTI FWD (HV, UV) (132 kW) Eng.M9T 716 8/19-1/70 | | | | | | | | | | | | | | | | | |
| 19-2874 | | R | | | | | 45 | 80 | | | | | | | | 60 | |
| 19-8133 | | F | | | | | 55 | 90 | | | | | | | | 54 | |

VAUXHALL HCV

| METELLI ref | Spare Parts | F/R | L/R | ABS | A | B | C | D | E | F | G | H | I | L | M | Fig | NOTE |
|---|-------------|-----|-----|-----|---|---|----|----|---|---|---|---|---|----|---|-----|------|
| 2.3 CDTI RWD (UV, HV) (100 kW) Eng.M9T 700 5/14-1/70 | | | | | | | | | | | | | | | | | |
| 19-8133 | | F | | | | | 55 | 90 | | | | | | 54 | | | |
| 2.3 CDTI RWD (UV, HV) (120 kW) Eng.M9T 700 5/14-1/70 | | | | | | | | | | | | | | | | | |
| 19-8133 | | F | | | | | 55 | 90 | | | | | | 54 | | | |
| Movano Mk II (B) Combi (X62) 5/10-1/70 | | | | | | | | | | | | | | | | | |
| 2.3 CDTI FWD (JV) (74 kW) Eng.M9T 670, M9T 672, M9T 676 5/10-1/70 | | | | | | | | | | | | | | | | | |
| 19-2874 | | R | | | | | 45 | 80 | | | | | | 60 | | | |
| 19-8133 | | F | | | | | 55 | 90 | | | | | | 54 | | | |
| 2.3 CDTI FWD (JV) (81 kW) Eng.M9T 870 5/14-1/70 | | | | | | | | | | | | | | | | | |
| 19-2874 | | R | | | | | 45 | 80 | | | | | | 60 | | | |
| 19-8133 | | F | | | | | 55 | 90 | | | | | | 54 | | | |
| 2.3 CDTI FWD (JV) (92 kW) Eng.M9T 670, M9T 672, M9T 676, M9T 680, M9T 876 5/10-1/70 | | | | | | | | | | | | | | | | | |
| 19-2874 | | R | | | | | 45 | 80 | | | | | | 60 | | | |
| 19-8133 | | F | | | | | 55 | 90 | | | | | | 54 | | | |
| 2.3 CDTI FWD (JV) (100 kW) Eng.M9T 702 5/14-1/70 | | | | | | | | | | | | | | | | | |
| 19-2874 | | R | | | | | 45 | 80 | | | | | | 60 | | | |
| 19-8133 | | F | | | | | 55 | 90 | | | | | | 54 | | | |
| 2.3 CDTI FWD (JV) (107 kW) Eng.M9T 678, M9T 680, M9T 706 (05.15-.) 5/10-1/70 | | | | | | | | | | | | | | | | | |
| 19-2874 | | R | | | | | 45 | 80 | | | | | | 60 | | | |
| 19-8133 | | F | | | | | 55 | 90 | | | | | | 54 | | | |
| 2.3 CDTI FWD (JV) (120 kW) Eng.M9T 702 5/14-1/70 | | | | | | | | | | | | | | | | | |
| 19-2874 | | R | | | | | 45 | 80 | | | | | | 60 | | | |
| 19-8133 | | F | | | | | 55 | 90 | | | | | | 54 | | | |
| 2.3 CDTI FWD (JV) (125 kW) Eng.M9T 706 7/15-1/70 | | | | | | | | | | | | | | | | | |
| 19-2874 | | R | | | | | 45 | 80 | | | | | | 60 | | | |
| 19-8133 | | F | | | | | 55 | 90 | | | | | | 54 | | | |

VAUXHALL HCV

| METELLI ref | Spare Parts | F/R | L/R | ABS | A | B | C | D | E | F | G | H | I | L | M | Fig | NOTE |
|--|-------------|-----|-----|-----|---|---|----|----|---|---|---|---|---|----|---|-----|------|
| 2.3 CDTI FWD (FV) (132 kW) Eng.M9T 716 8/19-1/70 | | | | | | | | | | | | | | | | | |
| 19-2874 | | R | | | | | 45 | 80 | | | | | | 60 | | | |
| 19-8133 | | F | | | | | 55 | 90 | | | | | | 54 | | | |
| 2.3 CDTI RWD (FV) (74 kW) Eng.M9T 690, M9T 692, M9T 870 5/10-1/70 | | | | | | | | | | | | | | | | | |
| 19-8133 | | F | | | | | 55 | 90 | | | | | | 54 | | | |
| 2.3 CDTI RWD (FV) (92 kW) Eng.M9T 686, M9T 690, M9T 692, M9T 696, M9T 698, M9T 8 5/10-1/70 | | | | | | | | | | | | | | | | | |
| 19-8133 | | F | | | | | 55 | 90 | | | | | | 54 | | | |
| 2.3 CDTI RWD (FV) (96 kW) Eng.M9T 710 10/16-1/70 | | | | | | | | | | | | | | | | | |
| 19-8133 | | F | | | | | 55 | 90 | | | | | | 54 | | | |
| 2.3 CDTI RWD (FV) (100 kW) Eng.M9T 700, M9T 702 5/14-1/70 | | | | | | | | | | | | | | | | | |
| 19-8133 | | F | | | | | 55 | 90 | | | | | | 54 | | | |
| 2.3 CDTI RWD (FV) (107 kW) Eng.M9T 694, M9T 696, M9T 698 5/10-1/70 | | | | | | | | | | | | | | | | | |
| 19-8133 | | F | | | | | 55 | 90 | | | | | | 54 | | | |
| 2.3 CDTI RWD (FV) (120 kW) Eng.M9T 700 5/14-1/70 | | | | | | | | | | | | | | | | | |
| 19-8133 | | F | | | | | 55 | 90 | | | | | | 54 | | | |

VAUXHALL LCV

Astramax (T85) 8/85-10/94

1.3 N (44 kW) Eng.13 NB 8/85-12/89

| | | | | | | | | | | | | | | | | | |
|---------|--|---|--|--|--|--|-------|-------|--|--|--|--|--|-------|--|--|--|
| 19-2170 | | R | | | | | 17,46 | 59,13 | | | | | | 16,76 | | | |
|---------|--|---|--|--|--|--|-------|-------|--|--|--|--|--|-------|--|--|--|

1.3 S (55 kW) Eng.13 S 8/85-12/89

| | | | | | | | | | | | | | | | | | |
|---------|--|---|--|--|--|--|-------|-------|--|--|--|--|--|-------|--|--|--|
| 19-2170 | | R | | | | | 17,46 | 59,13 | | | | | | 16,76 | | | |
|---------|--|---|--|--|--|--|-------|-------|--|--|--|--|--|-------|--|--|--|

1.4 i (44 kW) Eng.C 14 NZ 8/91-7/94

| | | | | | | | | | | | | | | | | | |
|---------|--|---|--|--|--|--|-------|-------|--|--|--|--|--|-------|--|--|--|
| 19-2170 | | R | | | | | 17,46 | 59,13 | | | | | | 16,76 | | | |
|---------|--|---|--|--|--|--|-------|-------|--|--|--|--|--|-------|--|--|--|

1.4 S (55 kW) Eng.14 NV 7/89-8/91

| | | | | | | | | | | | | | | | | | |
|---------|--|---|--|--|--|--|-------|-------|--|--|--|--|--|-------|--|--|--|
| 19-2170 | | R | | | | | 17,46 | 59,13 | | | | | | 16,76 | | | |
|---------|--|---|--|--|--|--|-------|-------|--|--|--|--|--|-------|--|--|--|

1.6 (60 kW) Eng.16 SV 9/85-12/91

| | | | | | | | | | | | | | | | | | |
|---------|--|---|--|--|--|--|-------|-------|--|--|--|--|--|-------|--|--|--|
| 19-2170 | | R | | | | | 17,46 | 59,13 | | | | | | 16,76 | | | |
|---------|--|---|--|--|--|--|-------|-------|--|--|--|--|--|-------|--|--|--|

VAUXHALL LCV

| METELLI ref | Spare Parts | | F/R | L/R | | | ABS | A | B | C | D | E | F | G | H | I | L | M | Fig | NOTE |
|--|-------------|--|-----|-----|--|--|-----|---|----|-------|-------|-------|---|---|---|---|---|-------|-----|------|
| 1.6 D (40 kW) Eng.16 DA 5/86-6/90 | | | | | | | | | | | | | | | | | | | | |
| 19-2170 | | | R | | | | | | | 17,46 | 59,13 | | | | | | | 16,76 | | |
| 19-2174 | | | F | | | | | | | 39 | 72 | | | | | | | 37 | | |
| 1.6 i (55 kW) Eng.C 16 NZ 8/91-10/94 | | | | | | | | | | | | | | | | | | | | |
| 19-2170 | | | R | | | | | | | 17,46 | 59,13 | | | | | | | 16,76 | | |
| 1.7 D (42 kW) Eng.17 D (-09.92) 1/89-7/94 | | | | | | | | | | | | | | | | | | | | |
| 19-2170 | | | R | | | | | | | 17,46 | 59,13 | | | | | | | 16,76 | | |
| 19-2174 | | | F | | | | | | | 39 | 72 | | | | | | | 37 | | |
| Astravan Mk III (F) (T92) 1/91-8/98 | | | | | | | | | | | | | | | | | | | | |
| 1.7 D (44 kW) Eng.17 DR (07.92-) 10/91-12/94 | | | | | | | | | | | | | | | | | | | | |
| 19-2174 | | | F | | | | | | | 39 | 72 | | | | | | | 37 | | |
| 19-2177 | | | F | | | | | | | 39 | 74 | | | | | | | 39 | | |
| 1.7 TD (50 kW) Eng.X 17 DTL 9/94-8/98 | | | | | | | | | | | | | | | | | | | | |
| 19-2174 | | | F | | | | | | | 39 | 72 | | | | | | | 37 | | |
| 19-2177 | | | F | | | | | | | 39 | 74 | | | | | | | 39 | | |
| Astravan Mk IV (G) (T98) 2/98-8/06 | | | | | | | | | | | | | | | | | | | | |
| 1.4 16V (66 kW) Eng.Z 14 XE 9/00-5/05 | | | | | | | | | | | | | | | | | | | | |
| 19-2292 | | | F | | | | | | 33 | | 60 | 119,4 | | | | | | 85,5 | | -ABS |
| 19-2293 | | | F | | | | | | 33 | | | 119,4 | | | | | | 85 | | +ABS |
| 1.6 Dualfuel (55 kW) Eng.X 16 SZR 2/98-12/00 | | | | | | | | | | | | | | | | | | | | |
| 19-2292 | | | F | | | | | | 33 | | 60 | 119,4 | | | | | | 85,5 | | -ABS |
| 19-2293 | | | F | | | | | | 33 | | | 119,4 | | | | | | 85 | | +ABS |
| 1.6 Dualfuel (62 kW) Eng.Z 16 SE 9/00-10/04 | | | | | | | | | | | | | | | | | | | | |
| 19-2292 | | | F | | | | | | 33 | | 60 | 119,4 | | | | | | 85,5 | | -ABS |
| 19-2293 | | | F | | | | | | 33 | | | 119,4 | | | | | | 85 | | +ABS |
| 1.6 Dualfuel (74 kW) Eng.Z 16 XE 7/00-8/05 | | | | | | | | | | | | | | | | | | | | |
| 19-2292 | | | F | | | | | | 33 | | 60 | 119,4 | | | | | | 85,5 | | -ABS |

VAUXHALL LCV

| METELLI ref | Spare Parts | F/R | L/R | ABS | A | B | C | D | E | F | G | H | I | L | M | Fig | NOTE |
|--|-------------|-----|-----|-----|---|----|---|----|-------|---|---|---|---|------|---|-----|------|
| 19-2293 | | F | | | | 33 | | | 119,4 | | | | | 85 | | | +ABS |
| 1.6 Dualfuel 16V (77 kW) Eng.Z 16 XEP 10/04-12/05 | | | | | | | | | | | | | | | | | |
| 19-2292 | | F | | | | 33 | | 60 | 119,4 | | | | | 85,5 | | | -ABS |
| 19-2293 | | F | | | | 33 | | | 119,4 | | | | | 85 | | | +ABS |
| Astravan Mk V (H) (A04) 3/05-1/70 | | | | | | | | | | | | | | | | | |
| 1.3 CDTi (66 kW) Eng.Z 13 DTH 8/05-1/70 | | | | | | | | | | | | | | | | | |
| 19-2344 | | F | | | | | | | 119,4 | | | | | 116 | | | |
| 19-2345 | | F | | | | | | | 137 | | | | | | | | |
| 1.4 i (66 kW) Eng.Z 14 XEP 3/05-1/70 | | | | | | | | | | | | | | | | | |
| 19-2344 | | F | | | | | | | 119,4 | | | | | 116 | | | |
| 19-2345 | | F | | | | | | | 137 | | | | | | | | |
| 1.6 (76 kW) Eng.Z 16 XE1, Z 16 XEP 3/05-1/70 | | | | | | | | | | | | | | | | | |
| 19-2344 | | F | | | | | | | 119,4 | | | | | 116 | | | |
| 19-2345 | | F | | | | | | | 137 | | | | | | | | |
| 1.7 CDTi (59 kW) Eng.Z 17 DTL 3/05-7/06 | | | | | | | | | | | | | | | | | |
| 19-2344 | | F | | | | | | | 119,4 | | | | | 116 | | | |
| 19-2345 | | F | | | | | | | 137 | | | | | | | | |
| 1.7 CDTi (74 kW) Eng.Z 17 DTH 3/05-11/11 | | | | | | | | | | | | | | | | | |
| 19-2344 | | F | | | | | | | 119,4 | | | | | 116 | | | |
| 19-2345 | | F | | | | | | | 137 | | | | | | | | |
| 1.7 CDTi (81 kW) Eng.A 17 DTJ, Z 17 DTJ 6/11-12/13 | | | | | | | | | | | | | | | | | |
| 19-2344 | | F | | | | | | | 119,4 | | | | | 116 | | | |
| 1.9 CDTi (88 kW) Eng.Z 19 DT 3/05-11/11 | | | | | | | | | | | | | | | | | |
| 19-2344 | | F | | | | | | | 119,4 | | | | | 116 | | | |
| 19-2345 | | F | | | | | | | 137 | | | | | | | | |
| 19-2839 | | F | | | | 33 | | | 136,5 | | | | | 85 | | | |
| 1.9 CDTi (110 kW) Eng.Z 19 DTH 3/05-11/11 | | | | | | | | | | | | | | | | | |
| 19-2344 | | F | | | | | | | 119,4 | | | | | 116 | | | |

VAUXHALL LCV

| METELLI ref | Spare Parts | F/R | L/R | ABS | A | B | C | D | E | F | G | H | I | L | M | Fig | NOTE |
|--|-------------|-----|-----|-----|---|----|-------|-------|-----|---|---|---|---|-------|---|-----|-------------|
| 19-2837 | | F | | | | 30 | | | 137 | | | | | 85 | | | Eng. Z19DTH |
| Combo Mk I (B) (S93) 7/94-10/01 | | | | | | | | | | | | | | | | | |
| 1.4 (44 kW) Eng.C 14 NZ, X 14 SZ 7/94-10/01 | | | | | | | | | | | | | | | | | |
| 19-2170 | | R | | | | | 17,46 | 59,13 | | | | | | 16,76 | | | |
| 19-2178 | | F | | | | | 34 | 66 | | | | | | 37 | | | |
| 1.7 D (44 kW) Eng.X 17 D 7/94-10/01 | | | | | | | | | | | | | | | | | |
| 19-2170 | | R | | | | | 17,46 | 59,13 | | | | | | 16,76 | | | |
| 19-2178 | | F | | | | | 34 | 66 | | | | | | 37 | | | |
| Combo Mk II (C) Box body / Van / SW Van (F 9/01-2/12 | | | | | | | | | | | | | | | | | |
| 1.3 CDTI 16V (51 kW) Eng.Y 13 DT, Z 13 DT 9/04-2/12 | | | | | | | | | | | | | | | | | |
| 19-2289 | | F | | | | | 34 | 67 | | | | | | 37 | | | |
| 1.3 CDTI 16V (55 kW) Eng.Z 13 DTJ 10/05-11/11 | | | | | | | | | | | | | | | | | |
| 19-2289 | | F | | | | | 34 | 67 | | | | | | 37 | | | |
| 1.4 16V (66 kW) Eng.Z 14 XE 10/01-5/07 | | | | | | | | | | | | | | | | | |
| 19-2289 | | F | | | | | 34 | 67 | | | | | | 37 | | | |
| 1.4 i 16V (66 kW) Eng.Z 14 XEP 1/04-11/11 | | | | | | | | | | | | | | | | | |
| 19-2289 | | F | | | | | 34 | 67 | | | | | | 37 | | | |
| 1.6 (62 kW) Eng.Z 16 SE 9/01-10/04 | | | | | | | | | | | | | | | | | |
| 19-2289 | | F | | | | | 34 | 67 | | | | | | 37 | | | |
| 1.6 (64 kW) Eng.Z 16 SE 10/01-11/11 | | | | | | | | | | | | | | | | | |
| 19-2289 | | F | | | | | 34 | 67 | | | | | | 37 | | | |
| 1.6 CNG 16V (69 kW) Eng.Y 16 YNG, Z 16 YNG 6/06-2/12 | | | | | | | | | | | | | | | | | |
| 19-2289 | | F | | | | | 34 | 67 | | | | | | 37 | | | |
| 1.6 CNG 16V (71 kW) Eng.Z 16 YNG 4/05-2/12 | | | | | | | | | | | | | | | | | |
| 19-2289 | | F | | | | | 34 | 67 | | | | | | 37 | | | |
| 1.7 CDTI 16V (74 kW) Eng.Z 17 DTH 12/04-11/11 | | | | | | | | | | | | | | | | | |
| 19-2174 | | F | | | | | 39 | 72 | | | | | | 37 | | | |

VAUXHALL LCV

| METELLI ref | Spare Parts | | F/R | L/R | | | ABS | A | B | C | D | E | F | G | H | I | L | M | Fig | NOTE |
|--|-------------|--|-----|-----|--|--|-----|---|---|----|------|-----|---|---|---|---|---|---|------|----------|
| 1.7 DI 16V (48 kW) Eng.Y 17 DTL 9/01-11/11 | | | | | | | | | | | | | | | | | | | | |
| 19-2289 | | | F | | | | | | | 34 | 67 | | | | | | | | 37 | |
| 1.7 DTI 16V (55 kW) Eng.Y 17 DT 10/01-11/11 | | | | | | | | | | | | | | | | | | | | |
| 19-2289 | | | F | | | | | | | 34 | 67 | | | | | | | | 37 | |
| Combo Mk III (D) Box body / Van / SW Van (11/11-1/70 | | | | | | | | | | | | | | | | | | | | |
| 1.3 CDTi (66 kW) Eng.A 13 FD 11/11-1/70 | | | | | | | | | | | | | | | | | | | | |
| 19-2244 | | | F | | | | | | | 37 | 74 | | | | | | | | 37 | |
| 19-8191 | | | R | | | | | | | 30 | | 120 | | | | | | | 71,3 | |
| 1.3 CDTi (70 kW) Eng.A 13 FD 3/16-1/70 | | | | | | | | | | | | | | | | | | | | |
| 19-2244 | | | F | | | | | | | 37 | 74 | | | | | | | | 37 | |
| 19-8191 | | | R | | | | | | | 30 | | 120 | | | | | | | 71,3 | Exc. CNG |
| 1.4 (70 kW) Eng.A 14 FP 11/11-1/70 | | | | | | | | | | | | | | | | | | | | |
| 19-2244 | | | F | | | | | | | 37 | 74 | | | | | | | | 37 | |
| 19-8191 | | | R | | | | | | | 30 | | 120 | | | | | | | 71,3 | |
| 1.6 CDTi (66 kW) Eng.A 16 FDL 11/11-1/70 | | | | | | | | | | | | | | | | | | | | |
| 19-2244 | | | F | | | | | | | 37 | 74 | | | | | | | | 37 | |
| 19-2252 | | | F | | | | | | | 42 | 82,5 | | | | | | | | 37 | +ABS |
| 19-8191 | | | R | | | | | | | 30 | | 120 | | | | | | | 71,3 | Exc. CNG |
| 1.6 CDTi (74 kW) Eng.A 16 FDH 11/11-1/70 | | | | | | | | | | | | | | | | | | | | |
| 19-2244 | | | F | | | | | | | 37 | 74 | | | | | | | | 37 | |
| 19-2252 | | | F | | | | | | | 42 | 82,5 | | | | | | | | 37 | +ABS |
| 19-8191 | | | R | | | | | | | 30 | | 120 | | | | | | | 71,3 | Exc. CNG |
| 1.6 CDTi (77 kW) Eng.A 16 FDH 11/11-1/70 | | | | | | | | | | | | | | | | | | | | |
| 19-2244 | | | F | | | | | | | 37 | 74 | | | | | | | | 37 | |
| 19-2252 | | | F | | | | | | | 42 | 82,5 | | | | | | | | 37 | +ABS |
| 19-8191 | | | R | | | | | | | 30 | | 120 | | | | | | | 71,3 | Exc. CNG |
| 2.0 CDTi (99 kW) Eng.A 20 FD 11/11-1/70 | | | | | | | | | | | | | | | | | | | | |
| 19-2244 | | | F | | | | | | | 37 | 74 | | | | | | | | 37 | |

VAUXHALL LCV

| METELLI ref | Spare Parts | | F/R | L/R | | ABS | A | B | C | D | E | F | G | H | I | L | M | Fig | NOTE |
|-------------|-------------|--|-----|-----|--|-----|---|---|----|------|-----|---|---|---|---|------|---|-----|----------|
| 19-2252 | | | F | | | | | | 42 | 82,5 | | | | | | 37 | | | +ABS |
| 19-8191 | | | R | | | | | | 30 | | 120 | | | | | 71,3 | | | Exc. CNG |

Combo Mk IV box body / Van / SW Van 6/18-1/70

1.2 (81 kW) Eng.D 12 XHL (EB2ADT) 2/19-1/70

| | | | | | | | | | | | | | | | | | | | |
|---------|--|--|---|--|--|--|--|--|----|----|-----|--|--|--|--|--|--|-----|--|
| 19-8141 | | | R | | | | | | 65 | | 130 | | | | | | | 113 | |
| 19-8155 | | | F | | | | | | 42 | 80 | | | | | | | | 44 | |

1.5 D (56 kW) Eng.D 15 DTL (DV5RE) 8/18-1/70

| | | | | | | | | | | | | | | | | | | | |
|---------|--|--|---|--|--|--|--|--|----|----|-----|--|--|--|--|--|--|-----|--|
| 19-8141 | | | R | | | | | | 65 | | 130 | | | | | | | 113 | |
| 19-8155 | | | F | | | | | | 42 | 80 | | | | | | | | 44 | |

1.5 D (75 kW) Eng.D 15 DT (DV5RD) 8/18-1/70

| | | | | | | | | | | | | | | | | | | | |
|---------|--|--|---|--|--|--|--|--|----|----|-----|--|--|--|--|--|--|-----|--|
| 19-8141 | | | R | | | | | | 65 | | 130 | | | | | | | 113 | |
| 19-8155 | | | F | | | | | | 42 | 80 | | | | | | | | 44 | |

1.5 D (96 kW) Eng.D 15 DTH (DV5RC) 8/18-1/70

| | | | | | | | | | | | | | | | | | | | |
|---------|--|--|---|--|--|--|--|--|----|----|-----|--|--|--|--|--|--|-----|--|
| 19-8141 | | | R | | | | | | 65 | | 130 | | | | | | | 113 | |
| 19-8155 | | | F | | | | | | 42 | 80 | | | | | | | | 44 | |

1.5 D 4x4 (96 kW) Eng.D 15 DTH (DV5RC) 8/18-1/70

| | | | | | | | | | | | | | | | | | | | |
|---------|--|--|---|--|--|--|--|--|----|----|-----|--|--|--|--|--|--|-----|--|
| 19-8141 | | | R | | | | | | 65 | | 130 | | | | | | | 113 | |
| 19-8155 | | | F | | | | | | 42 | 80 | | | | | | | | 44 | |

1.6 D (55 kW) Eng.B 16 DTL (DV6FE) 6/18-1/70

| | | | | | | | | | | | | | | | | | | | |
|---------|--|--|---|--|--|--|--|--|----|----|-----|--|--|--|--|--|--|-----|--|
| 19-8141 | | | R | | | | | | 65 | | 130 | | | | | | | 113 | |
| 19-8155 | | | F | | | | | | 42 | 80 | | | | | | | | 44 | |

1.6 D (73 kW) Eng.B 16 DT (DV6FD) 6/18-1/70

| | | | | | | | | | | | | | | | | | | | |
|---------|--|--|---|--|--|--|--|--|----|----|-----|--|--|--|--|--|--|-----|--|
| 19-8141 | | | R | | | | | | 65 | | 130 | | | | | | | 113 | |
| 19-8155 | | | F | | | | | | 42 | 80 | | | | | | | | 44 | |

Corsavan Mk I (B) (S93) 1/94-9/00

1.4 i (44 kW) Eng.C 14 NZ, X 14 SZ 1/94-9/00

| | | | | | | | | | | | | | | | | | | | |
|---------|--|--|---|--|--|--|--|--|-------|-------|--|--|--|--|--|--|--|-------|--|
| 19-2172 | | | R | | | | | | 17,46 | 50,29 | | | | | | | | 14,73 | |
|---------|--|--|---|--|--|--|--|--|-------|-------|--|--|--|--|--|--|--|-------|--|

VAUXHALL LCV

| METELLI ref | Spare Parts | | F/R | L/R | | | ABS | A | B | C | D | E | F | G | H | I | L | M | Fig | NOTE |
|--|-------------|--|-----|-----|--|--|-----|---|---|-------|-------|-----|---|---|---|---|-------|---|-----|-----------------|
| 19-2178 | | | F | | | | | | | 34 | 66 | | | | | | 37 | | | |
| 1.5 D (37 kW) Eng.15 D 8/94-12/95 | | | | | | | | | | | | | | | | | | | | |
| 19-2172 | | | R | | | | | | | 17,46 | 50,29 | | | | | | 14,73 | | | |
| 19-2178 | | | F | | | | | | | 34 | 66 | | | | | | 37 | | | |
| 1.7 D (44 kW) Eng.X 17 D 1/94-9/00 | | | | | | | | | | | | | | | | | | | | |
| 19-2172 | | | R | | | | | | | 17,46 | 50,29 | | | | | | 14,73 | | | |
| 19-2178 | | | F | | | | | | | 34 | 66 | | | | | | 37 | | | |
| Corsavan Mk II (C) (X01) 9/00-11/06 | | | | | | | | | | | | | | | | | | | | |
| 1.2 16V (F08) (55 kW) Eng.Z 12 XE 9/00-6/06 | | | | | | | | | | | | | | | | | | | | |
| 19-2289 | | | F | | | | | | | 34 | 67 | | | | | | 37 | | | |
| 19-2436 | | | R | | | | | | | 27 | 53 | | | | | | 43 | | | Rear Drum Brake |
| 19-2437 | | | R | | | | | | | | | 123 | | | | | | | | Rear Disc Brake |
| 1.2 16V (F08) (59 kW) Eng.Z 12 XEP 7/04-11/06 | | | | | | | | | | | | | | | | | | | | |
| 19-2289 | | | F | | | | | | | 34 | 67 | | | | | | 37 | | | |
| 19-2436 | | | R | | | | | | | 27 | 53 | | | | | | 43 | | | Rear Drum Brake |
| 19-2437 | | | R | | | | | | | | | 123 | | | | | | | | Rear Disc Brake |
| 1.2 16V Dualfuel (F08) (55 kW) Eng.Z 12 XE 8/01-6/06 | | | | | | | | | | | | | | | | | | | | |
| 19-2289 | | | F | | | | | | | 34 | 67 | | | | | | 37 | | | |
| 19-2436 | | | R | | | | | | | 27 | 53 | | | | | | 43 | | | Rear Drum Brake |
| 19-2437 | | | R | | | | | | | | | 123 | | | | | | | | Rear Disc Brake |
| 1.2 16V Dualfuel (F08) (59 kW) Eng.Z 12 XEP 7/04-12/05 | | | | | | | | | | | | | | | | | | | | |
| 19-2289 | | | F | | | | | | | 34 | 67 | | | | | | 37 | | | |
| 19-2436 | | | R | | | | | | | 27 | 53 | | | | | | 43 | | | Rear Drum Brake |
| 19-2437 | | | R | | | | | | | | | 123 | | | | | | | | Rear Disc Brake |
| 1.3 CDTI 16V (F08) (52 kW) Eng.Z 13 DT 4/04-6/06 | | | | | | | | | | | | | | | | | | | | |
| 19-2289 | | | F | | | | | | | 34 | 67 | | | | | | 37 | | | |
| 19-2436 | | | R | | | | | | | 27 | 53 | | | | | | 43 | | | Rear Drum Brake |
| 19-2437 | | | R | | | | | | | | | 123 | | | | | | | | Rear Disc Brake |

VAUXHALL LCV

| METELLI ref | Spare Parts | F/R | L/R | ABS | A | B | C | D | E | F | G | H | I | L | M | Fig | NOTE |
|---|-------------|-----|-----|-----|---|---|-------|-------|-----|---|---|---|---|---|---|-------|-----------------|
| 1.4 (F08) (66 kW) Eng.Z 14 XEP 11/03-6/06 | | | | | | | | | | | | | | | | | |
| 19-2289 | | F | | | | | 34 | 67 | | | | | | | | 37 | |
| 19-2436 | | R | | | | | 27 | 53 | | | | | | | | 43 | Rear Drum Brake |
| 19-2437 | | R | | | | | | | 123 | | | | | | | | Rear Drum Brake |
| 1.7 DI 16V (F08) (48 kW) Eng.Y 17 DTL 9/00-6/06 | | | | | | | | | | | | | | | | | |
| 19-2289 | | F | | | | | 34 | 67 | | | | | | | | 37 | |
| 19-2436 | | R | | | | | 27 | 53 | | | | | | | | 43 | Rear Drum Brake |
| 19-2437 | | R | | | | | | | 123 | | | | | | | | Rear Disc Brake |
| 1.7 DTI 16V (F08) (55 kW) Eng.Y 17 DT 9/00-6/06 | | | | | | | | | | | | | | | | | |
| 19-2289 | | F | | | | | 34 | 67 | | | | | | | | 37 | |
| 19-2436 | | R | | | | | 27 | 53 | | | | | | | | 43 | Rear Drum Brake |
| 19-2437 | | R | | | | | | | 123 | | | | | | | | Rear Disc Brake |
| Corsavan Mk III (D) (S07) 7/06-1/70 | | | | | | | | | | | | | | | | | |
| 1.3 CDTI (55 kW) Eng.A 13 DTC, Z 13 DTJ 7/06-1/70 | | | | | | | | | | | | | | | | | |
| 19-8127 | | F | | | | | 37 | 72 | | | | | | | | 37 | |
| 1.3 CDTI (66 kW) Eng.Z 13 DTH 7/06-1/70 | | | | | | | | | | | | | | | | | |
| 19-8127 | | F | | | | | 37 | 72 | | | | | | | | 37 | |
| 1.3 CDTI (70 kW) Eng.A 13 DTE, A 13 DTR, Z 13 DTE 7/06-1/70 | | | | | | | | | | | | | | | | | |
| 19-8127 | | F | | | | | 37 | 72 | | | | | | | | 37 | |
| Novavan (S83) 1/90-10/94 | | | | | | | | | | | | | | | | | |
| 1.2 (38 kW) Eng.12 NV 1/90-10/94 | | | | | | | | | | | | | | | | | |
| 19-2172 | | R | | | | | 17,46 | 50,29 | | | | | | | | 14,73 | |
| 1.4 (55 kW) Eng.14 NV 11/90-3/93 | | | | | | | | | | | | | | | | | |
| 19-2172 | | R | | | | | 17,46 | 50,29 | | | | | | | | 14,73 | |

VAUXHALL LCV

| METELLI ref | Spare Parts | | F/R | L/R | | | ABS | A | B | C | D | E | F | G | H | I | L | M | Fig | NOTE |
|--|-------------|--|-----|-----|--|--|-----|---|---|-------|-------|---|---|---|---|---|-------|---|-----|------|
| 1.5 D (37 kW) Eng.15 D 1/91-10/94 | | | | | | | | | | | | | | | | | | | | |
| 19-2172 | | | R | | | | | | | 17,46 | 50,29 | | | | | | 14,73 | | | |
| Vivaro I Combi (X83) 8/01-7/14 | | | | | | | | | | | | | | | | | | | | |
| 1.9 DI (59 kW) Eng.F9Q 762 8/01-12/06 | | | | | | | | | | | | | | | | | | | | |
| 19-2342 | | | F | | | | | | | 45 | 86 | | | | | | 39 | | | -ABS |
| 19-2343 | | | F | | | | | | | 45 | 86 | | | | | | 39 | | | +ABS |
| 19-2349 | | | F | | | | | | | 45 | 88 | | | | | | 39 | | | |
| 19-2724 | | | R | | | | | | | 35 | 68 | | | | | | 48 | | | |
| 1.9 DTI (74 kW) Eng.F9Q 760 8/01-12/06 | | | | | | | | | | | | | | | | | | | | |
| 19-2342 | | | F | | | | | | | 45 | 86 | | | | | | 39 | | | -ABS |
| 19-2343 | | | F | | | | | | | 45 | 86 | | | | | | 39 | | | +ABS |
| 19-2349 | | | F | | | | | | | 45 | 88 | | | | | | 39 | | | |
| 19-2724 | | | R | | | | | | | 35 | 68 | | | | | | 48 | | | |
| 2.0 16V (88 kW) Eng.F4R 720 8/01-12/06 | | | | | | | | | | | | | | | | | | | | |
| 19-2342 | | | F | | | | | | | 45 | 86 | | | | | | 39 | | | -ABS |
| 19-2343 | | | F | | | | | | | 45 | 86 | | | | | | 39 | | | +ABS |
| 19-2349 | | | F | | | | | | | 45 | 88 | | | | | | 39 | | | |
| 19-2724 | | | R | | | | | | | 35 | 68 | | | | | | 48 | | | |
| 2.0 CDTI (66 kW) Eng.M9R 630, M9R 780, M9R 782, M9R 786 1/06-7/14 | | | | | | | | | | | | | | | | | | | | |
| 19-2349 | | | F | | | | | | | 45 | 88 | | | | | | 39 | | | |
| 19-2724 | | | R | | | | | | | 35 | 68 | | | | | | 48 | | | |
| 2.0 CDTI (84 kW) Eng.M9R 630, M9R 780, M9R 784, M9R 786, M9R 788 8/06-7/14 | | | | | | | | | | | | | | | | | | | | |
| 19-2349 | | | F | | | | | | | 45 | 88 | | | | | | 39 | | | |
| 19-2724 | | | R | | | | | | | 35 | 68 | | | | | | 48 | | | |
| 2.0 ECOTEC (86 kW) Eng.F4R 820 8/06-7/14 | | | | | | | | | | | | | | | | | | | | |
| 19-2349 | | | F | | | | | | | 45 | 88 | | | | | | 39 | | | |
| 19-2724 | | | R | | | | | | | 35 | 68 | | | | | | 48 | | | |

VAUXHALL LCV

| METELLI ref | Spare Parts | | F/R | L/R | | | ABS | A | B | C | D | E | F | G | H | I | L | M | Fig | NOTE |
|--|-------------|--|-----|-----|--|--|-----|---|---|----|----|---|---|---|---|---|---|---|-----|------|
| 2.0 ECOTEC (86 kW) Eng.F4R 820 8/06-7/14 | | | | | | | | | | | | | | | | | | | | |
| 19-2349 | | | F | | | | | | | 45 | 88 | | | | | | | | 39 | |
| 19-2724 | | | R | | | | | | | 35 | 68 | | | | | | | | 48 | |
| 2.5 CDTI (84 kW) Eng.G9U 630 8/06-7/14 | | | | | | | | | | | | | | | | | | | | |
| 19-2349 | | | F | | | | | | | 45 | 88 | | | | | | | | 39 | |
| 19-2724 | | | R | | | | | | | 35 | 68 | | | | | | | | 48 | |
| 2.5 CDTI (99 kW) Eng.G9U 730 4/03-7/06 | | | | | | | | | | | | | | | | | | | | |
| 19-2342 | | | F | | | | | | | 45 | 86 | | | | | | | | 39 | -ABS |
| 19-2343 | | | F | | | | | | | 45 | 86 | | | | | | | | 39 | +ABS |
| 19-2349 | | | F | | | | | | | 45 | 88 | | | | | | | | 39 | |
| 19-2724 | | | R | | | | | | | 35 | 68 | | | | | | | | 48 | |
| 2.5 CDTI (107 kW) Eng.G9U 630 8/06-7/14 | | | | | | | | | | | | | | | | | | | | |
| 19-2349 | | | F | | | | | | | 45 | 88 | | | | | | | | 39 | |
| 19-2724 | | | R | | | | | | | 35 | 68 | | | | | | | | 48 | |
| Vivaro I Van (X83) 8/01-7/14 | | | | | | | | | | | | | | | | | | | | |
| 1.9 DI (59 kW) Eng.F9Q 762 8/01-12/06 | | | | | | | | | | | | | | | | | | | | |
| 19-2342 | | | F | | | | | | | 45 | 86 | | | | | | | | 39 | -ABS |
| 19-2343 | | | F | | | | | | | 45 | 86 | | | | | | | | 39 | +ABS |
| 19-2349 | | | F | | | | | | | 45 | 88 | | | | | | | | 39 | |
| 19-2724 | | | R | | | | | | | 35 | 68 | | | | | | | | 48 | |
| 1.9 DTI (74 kW) Eng.F9Q 760 8/01-12/06 | | | | | | | | | | | | | | | | | | | | |
| 19-2342 | | | F | | | | | | | 45 | 86 | | | | | | | | 39 | -ABS |
| 19-2343 | | | F | | | | | | | 45 | 86 | | | | | | | | 39 | +ABS |
| 19-2349 | | | F | | | | | | | 45 | 88 | | | | | | | | 39 | |
| 19-2724 | | | R | | | | | | | 35 | 68 | | | | | | | | 48 | |
| 2.0 16V (88 kW) Eng.F4R 720 8/01-12/06 | | | | | | | | | | | | | | | | | | | | |
| 19-2342 | | | F | | | | | | | 45 | 86 | | | | | | | | 39 | -ABS |
| 19-2343 | | | F | | | | | | | 45 | 86 | | | | | | | | 39 | +ABS |

VAUXHALL LCV

| METELLI ref | Spare Parts | | F/R | L/R | | | ABS | A | B | C | D | E | F | G | H | I | L | M | Fig | NOTE |
|---|-------------|--|-----|-----|--|--|-----|---|----|----|----|-----|---|---|---|---|---|----|-----|------|
| Vivaro III Van 3/19-1/70 | | | | | | | | | | | | | | | | | | | | |
| 1.5 (75 kW) Eng.D 15 DT (DV5RUCD) 3/19-1/70 | | | | | | | | | | | | | | | | | | | | |
| 19-2803 | | | F | | | | | | | 45 | 86 | | | | | | | 44 | | |
| 19-8188 | | | R | | | | | | 28 | | | 128 | | | | | | | | |
| 1.5 (88 kW) Eng.D 15 DTH (DV5RUC) 3/19-1/70 | | | | | | | | | | | | | | | | | | | | |
| 19-2803 | | | F | | | | | | | 45 | 86 | | | | | | | 44 | | |
| 19-8188 | | | R | | | | | | 28 | | | 128 | | | | | | | | |
| 2.0 (90 kW) Eng.D 20 DTL (DW10FE) 3/19-1/70 | | | | | | | | | | | | | | | | | | | | |
| 19-2803 | | | F | | | | | | | 45 | 86 | | | | | | | 44 | | |
| 19-8188 | | | R | | | | | | 28 | | | 128 | | | | | | | | |
| 2.0 (110 kW) Eng.D 20 DTH (DW10FD) 3/19-1/70 | | | | | | | | | | | | | | | | | | | | |
| 19-2803 | | | F | | | | | | | 45 | 86 | | | | | | | 44 | | |
| 19-8188 | | | R | | | | | | 28 | | | 128 | | | | | | | | |
| 2.0 (130 kW) Eng.D 20 DTR (DW10FDCU) 3/19-1/70 | | | | | | | | | | | | | | | | | | | | |
| 19-2803 | | | F | | | | | | | 45 | 86 | | | | | | | 44 | | |
| 19-8188 | | | R | | | | | | 28 | | | 128 | | | | | | | | |

VOLKSWAGEN

1500,1600 (31) 4/61-7/73

| | | | | | | | | | | | | | | | | | | | | |
|--|--|--------|---|--|--|--|--|--|--|-------|-------|--|--|--|--|--|--|-------|--|----------------|
| 1.5 (33 kW) Eng.K 4/61-7/73 | | | | | | | | | | | | | | | | | | | | |
| 19-2853 | | -02/68 | F | | | | | | | 17,5 | 50,3 | | | | | | | 14,6 | | Ch. -315067550 |
| 1.5 S (40 kW) Eng.R 8/63-7/65 | | | | | | | | | | | | | | | | | | | | |
| 19-2853 | | | F | | | | | | | 17,5 | 50,3 | | | | | | | 14,6 | | Ch. -315067550 |
| 1.6 (40 kW) Eng.T, U 8/65-7/73 | | | | | | | | | | | | | | | | | | | | |
| 19-2500 | | 03/68- | F | | | | | | | 17,46 | 50,29 | | | | | | | 14,73 | | |
| 19-2853 | | -02/68 | F | | | | | | | 17,5 | 50,3 | | | | | | | 14,6 | | Ch. -318189212 |

VOLKSWAGEN

| METELLI ref | Spare Parts | | F/R | L/R | | | ABS | A | B | C | D | E | F | G | H | I | L | M | Fig | NOTE |
|---|-------------|--------|-----|-----|--|--|-----|---|---|-------|-------|---|---|---|---|---|---|-------|-----|----------------|
| 1.6 L (37 kW) Eng.P 7/64-7/73 | | | | | | | | | | | | | | | | | | | | |
| 19-2500 | | 03/68- | F | | | | | | | 17,46 | 50,29 | | | | | | | 14,73 | | |
| 19-2853 | | -02/68 | F | | | | | | | 17,5 | 50,3 | | | | | | | 14,6 | | Ch. -318189212 |
| 1.6 TL (40 kW) Eng.T, U 8/65-7/73 | | | | | | | | | | | | | | | | | | | | |
| 19-2500 | | 03/68- | F | | | | | | | 17,46 | 50,29 | | | | | | | 14,73 | | |
| 19-2853 | | -02/68 | F | | | | | | | 17,5 | 50,3 | | | | | | | 14,6 | | Ch. -318189212 |
| 1500,1600 Hatchback (31) 8/65-7/73 | | | | | | | | | | | | | | | | | | | | |
| 1.5 L (33 kW) Eng.K 7/68-7/73 | | | | | | | | | | | | | | | | | | | | |
| 19-2500 | | | F | | | | | | | 17,46 | 50,29 | | | | | | | 14,73 | | |
| 1.6 TL (40 kW) Eng.T, U 8/65-7/73 | | | | | | | | | | | | | | | | | | | | |
| 19-2500 | | 03/68- | F | | | | | | | 17,46 | 50,29 | | | | | | | 14,73 | | |
| 1500,1600 Variant (36) 4/61-7/73 | | | | | | | | | | | | | | | | | | | | |
| 1.5 (33 kW) Eng.K 4/61-7/73 | | | | | | | | | | | | | | | | | | | | |
| 19-2853 | | | F | | | | | | | 17,5 | 50,3 | | | | | | | 14,6 | | |
| 1.6 L (40 kW) Eng.T, U 8/65-7/73 | | | | | | | | | | | | | | | | | | | | |
| 19-2500 | | 03/68- | F | | | | | | | 17,46 | 50,29 | | | | | | | 14,73 | | |
| 19-2853 | | | F | | | | | | | 17,5 | 50,3 | | | | | | | 14,6 | | |
| 181 9/69-2/79 | | | | | | | | | | | | | | | | | | | | |
| 1.5 (32 kW) Eng.H 9/69-7/70 | | | | | | | | | | | | | | | | | | | | |
| 19-2221 | | | F | | | | | | | 17,46 | 50,29 | | | | | | | 14,73 | | |
| 1.6 (32 kW) Eng.AG 8/70-7/73 | | | | | | | | | | | | | | | | | | | | |
| 19-2221 | | | F | | | | | | | 17,46 | 50,29 | | | | | | | 14,73 | | |
| 1.6 (35 kW) Eng.AL, AM 3/73-2/79 | | | | | | | | | | | | | | | | | | | | |
| 19-2221 | | | F | | | | | | | 17,46 | 50,29 | | | | | | | 14,73 | | |

VOLKSWAGEN

| METELLI ref | Spare Parts | | F/R | L/R | | | ABS | A | B | C | D | E | F | G | H | I | L | M | Fig | NOTE |
|---|-------------|--|-----|-----|--|--|-----|---|----|-------|-------|-------|---|---|---|---|---|-------|-----|------|
| 411,412 7/68-3/75 | | | | | | | | | | | | | | | | | | | | |
| 1.7 (50 kW) Eng.V, Z 7/68-8/73 | | | | | | | | | | | | | | | | | | | | |
| 19-2500 | | | F | | | | | | | 17,46 | 50,29 | | | | | | | 14,73 | | |
| 1.7 (59 kW) Eng.EA, W 9/69-8/73 | | | | | | | | | | | | | | | | | | | | |
| 19-2500 | | | F | | | | | | | 17,46 | 50,29 | | | | | | | 14,73 | | |
| 1.8 (55 kW) Eng.AT 7/73-3/75 | | | | | | | | | | | | | | | | | | | | |
| 19-2500 | | | F | | | | | | | 17,46 | 50,29 | | | | | | | 14,73 | | |
| 1.8 (63 kW) Eng.AN 7/73-3/75 | | | | | | | | | | | | | | | | | | | | |
| 19-2500 | | | F | | | | | | | 17,46 | 50,29 | | | | | | | 14,73 | | |
| 412 Variant 1/72-3/75 | | | | | | | | | | | | | | | | | | | | |
| 1.7 (59 kW) Eng.W 1/72-12/73 | | | | | | | | | | | | | | | | | | | | |
| 19-2500 | | | F | | | | | | | 17,46 | 50,29 | | | | | | | 14,73 | | |
| 1.8 E,LE (55 kW) Eng.AT 7/73-3/75 | | | | | | | | | | | | | | | | | | | | |
| 19-2500 | | | F | | | | | | | 17,46 | 50,29 | | | | | | | 14,73 | | |
| 1.8 E,LE (63 kW) Eng.AN 7/73-3/75 | | | | | | | | | | | | | | | | | | | | |
| 19-2500 | | | F | | | | | | | 17,46 | 50,29 | | | | | | | 14,73 | | |
| Arteon (3H7) 4/17-1/70 | | | | | | | | | | | | | | | | | | | | |
| 1.5 TSi (110 kW) Eng.DADA, DPCA 11/17-1/70 | | | | | | | | | | | | | | | | | | | | |
| 19-2364 | | | F | | | | | | 36 | | | 136,4 | | | | | | 84 | | |
| 19-2704 | | | R | | | | | | | | | 136,9 | | | | | | | | |
| 2.0 TDI (110 kW) Eng.DBGA, DFGA, DSRA, DSRB, DTSA, DTSB 3/17-1/70 | | | | | | | | | | | | | | | | | | | | |
| 19-2364 | | | F | | | | | | 36 | | | 136,4 | | | | | | 84 | | |
| 19-2704 | | | R | | | | | | | | | 136,9 | | | | | | | | |
| 2.0 TDI (140 kW) Eng.DFHA 5/17-6/20 | | | | | | | | | | | | | | | | | | | | |
| 19-2364 | | | F | | | | | | 36 | | | 136,4 | | | | | | 84 | | |
| 19-2704 | | | R | | | | | | | | | 136,9 | | | | | | | | |

VOLKSWAGEN

| METELLI ref | Spare Parts | | F/R | L/R | | ABS | A | B | C | D | E | F | G | H | I | L | M | Fig | NOTE |
|---|-------------|--|-----|-----|--|-----|---|----|---|---|-------|---|---|---|---|----|---|-----|---------------------|
| 19-2705 | | | R | | | | | 30 | | | 136,5 | | | | | | | | |
| 2.0 TDI (81 kW) Eng.CUUA 6/14-9/18 | | | | | | | | | | | | | | | | | | | |
| 19-2317 | | | F | | | | | | | | 137 | | | | | 84 | | | |
| 2.0 TDI (103 kW) Eng.CFFB (04.12-07.16), CJAA (04.11-07.16) 4/11-7/16 | | | | | | | | | | | | | | | | | | | |
| 19-2317 | | | F | | | | | | | | 137 | | | | | 84 | | | |
| 19-2704 | | | R | | | | | | | | 136,9 | | | | | | | | |
| 19-2705 | | | R | | | | | 30 | | | 136,5 | | | | | | | | |
| 2.0 TDI (110 kW) Eng.CUUB (12.14-.), CVCA (07.14-03.16), DELA (06.15-.) 7/14-9/18 | | | | | | | | | | | | | | | | | | | |
| 19-2317 | | | F | | | | | | | | 137 | | | | | 84 | | | |
| 2.0 TSI (147 kW) Eng.CBFA (04.11-07.16), CCTA (04.11-07.16), CCZA (07.1 4/11-7/16 | | | | | | | | | | | | | | | | | | | |
| 19-2317 | | | F | | | | | | | | 137 | | | | | 84 | | | |
| 19-2704 | | | R | | | | | | | | 136,9 | | | | | | | | |
| 19-2705 | | | R | | | | | 30 | | | 136,5 | | | | | | | | |
| 2.0 TSI (155 kW) Eng.CPLA (07.16-.), CPPA (12.13-12.16) 12/12-7/19 | | | | | | | | | | | | | | | | | | | |
| 19-2317 | | | F | | | | | | | | 137 | | | | | 84 | | | |
| 19-2704 | | | R | | | | | | | | 136,9 | | | | | | | | Eng. CPLA Eng. CPPA |
| 19-2705 | | | R | | | | | 30 | | | 136,5 | | | | | | | | Eng. CPLA Eng. CPPA |
| 2.0 TSI (162 kW) Eng.CULC (12.14-.) 12/14-9/18 | | | | | | | | | | | | | | | | | | | |
| 19-2317 | | | F | | | | | | | | 137 | | | | | 84 | | | |
| 2.5 (125 kW) Eng.CBTA (04.11-07.16), CBUA (04.11-07.16), CCCA (07.1 4/11-7/19 | | | | | | | | | | | | | | | | | | | |
| 19-2317 | | | F | | | | | | | | 137 | | | | | 84 | | | |
| 19-2704 | | | R | | | | | | | | 136,9 | | | | | | | | |
| 19-2705 | | | R | | | | | 30 | | | 136,5 | | | | | | | | |
| Beetle Cabrio (5C7, 5C8) 11/11-1/70 | | | | | | | | | | | | | | | | | | | |
| 1.2 TSI (77 kW) Eng.CBZB 12/11-7/19 | | | | | | | | | | | | | | | | | | | |
| 19-2317 | | | F | | | | | | | | 137 | | | | | 84 | | | |
| 1.2 TSI 16V (77 kW) Eng.CYVD 12/14-7/19 | | | | | | | | | | | | | | | | | | | |
| 19-2317 | | | F | | | | | | | | 137 | | | | | 84 | | | |

VOLKSWAGEN

| METELLI ref | Spare Parts | | F/R | L/R | | | ABS | A | B | C | D | E | F | G | H | I | L | M | Fig | NOTE |
|---|-------------|--|-----|-----|--|----|-----|---|---|----|----|-----|---|---|---|---|---|------|-----|------|
| 1.4 TSI (110 kW) Eng.CZDA 12/14-9/18 | | | | | | | | | | | | | | | | | | | | |
| 19-2317 | | | F | | | | | | | | | 137 | | | | | | 84 | | |
| 1.4 TSI (118 kW) Eng.CAVD, CNWA, CTHD, CTKA 12/11-7/16 | | | | | | | | | | | | | | | | | | | | |
| 19-2317 | | | F | | | | | | | | | 137 | | | | | | 84 | | |
| 1.6 TDI (77 kW) Eng.CAYC 12/11-7/16 | | | | | | | | | | | | | | | | | | | | |
| 19-2317 | | | F | | | | | | | | | 137 | | | | | | 84 | | |
| 2.0 TDI (81 kW) Eng.CUUA 6/14-9/18 | | | | | | | | | | | | | | | | | | | | |
| 19-2317 | | | F | | | | | | | | | 137 | | | | | | 84 | | |
| 2.0 TDI (103 kW) Eng.CFFB, CJAA 4/12-7/16 | | | | | | | | | | | | | | | | | | | | |
| 19-2317 | | | F | | | | | | | | | 137 | | | | | | 84 | | |
| 2.0 TDI (110 kW) Eng.CUUB, CVCA, DELA 9/14-9/18 | | | | | | | | | | | | | | | | | | | | |
| 19-2317 | | | F | | | | | | | | | 137 | | | | | | 84 | | |
| 2.0 TSI (147 kW) Eng.CBFA, CCTA, CCZA 12/11-7/16 | | | | | | | | | | | | | | | | | | | | |
| 19-2317 | | | F | | | | | | | | | 137 | | | | | | 84 | | |
| 2.0 TSI (155 kW) Eng.CPLA, CPPA 12/12-7/19 | | | | | | | | | | | | | | | | | | | | |
| 19-2317 | | | F | | | | | | | | | 137 | | | | | | 84 | | |
| 2.0 TSI (162 kW) Eng.CULC 12/14-9/18 | | | | | | | | | | | | | | | | | | | | |
| 19-2317 | | | F | | | | | | | | | 137 | | | | | | 84 | | |
| 2.5 (125 kW) Eng.CBTA, CBUA, CCCA 12/11-7/16 | | | | | | | | | | | | | | | | | | | | |
| 19-2317 | | | F | | | | | | | | | 137 | | | | | | 84 | | |
| Bora I (1J2, 9M2) 10/98-5/05 | | | | | | | | | | | | | | | | | | | | |
| 1.4 16V (55 kW) Eng.AHW (05.00-), AKQ (03.00-05.00), APE (-.05.00), A 3/00-5/05 | | | | | | | | | | | | | | | | | | | | |
| 19-1595 | | | F | | | | | | | 40 | 74 | | | | | | | 40 | | |
| 19-2499 | | | R | | | 43 | | | | 30 | | 120 | | | | | | 63,5 | | |
| 1.6 (74 kW) Eng.AEH (10.98-), AKL (10.98-), APF 10/98-5/05 | | | | | | | | | | | | | | | | | | | | |
| 19-1595 | | | F | | | | | | | 40 | 74 | | | | | | | 40 | | |
| 19-2499 | | | R | | | 43 | | | | 30 | | 120 | | | | | | 63,5 | | |

VOLKSWAGEN

| METELLI ref | Spare Parts | | F/R | L/R | | | ABS | A | B | C | D | E | F | G | H | I | L | M | Fig | NOTE |
|---|-------------|--|-----|-----|--|--|-----|---|---|----|----|-----|---|---|---|---|------|---|-----|------|
| 1.6 (75 kW) Eng.AVU, BFQ 8/00-5/05 | | | | | | | | | | | | | | | | | | | | |
| 19-1595 | | | F | | | | | | | 40 | 74 | | | | | | 40 | | | |
| 19-2499 | | | R | | | | 43 | | | 30 | | 120 | | | | | 63,5 | | | |
| 1.6 (78 kW) Eng.AWB 6/02-10/04 | | | | | | | | | | | | | | | | | | | | |
| 19-2499 | | | R | | | | 43 | | | 30 | | 120 | | | | | 63,5 | | | |
| 1.6 16V (77 kW) Eng.ATN, AUS (05.00-10.00), AZD (09.00-), BCB 5/00-5/05 | | | | | | | | | | | | | | | | | | | | |
| 19-1595 | | | F | | | | | | | 40 | 74 | | | | | | 40 | | | |
| 19-2499 | | | R | | | | 43 | | | 30 | | 120 | | | | | 63,5 | | | |
| 1.6 FSI (81 kW) Eng.BAD 1/02-5/05 | | | | | | | | | | | | | | | | | | | | |
| 19-1595 | | | F | | | | | | | 40 | 74 | | | | | | 40 | | | |
| 19-2499 | | | R | | | | 43 | | | 30 | | 120 | | | | | 63,5 | | | |
| 1.8 (92 kW) Eng.AGN, BAF 10/98-5/05 | | | | | | | | | | | | | | | | | | | | |
| 19-1595 | | | F | | | | | | | 40 | 74 | | | | | | 40 | | | |
| 1.8 4motion (92 kW) Eng.AGN 2/99-5/05 | | | | | | | | | | | | | | | | | | | | |
| 19-1595 | | | F/R | | | | | | | 40 | 74 | | | | | | 40 | | | |
| 1.8 T (110 kW) Eng.AGU (05.00-), ARX, AUM, AWD, AWW 5/00-5/05 | | | | | | | | | | | | | | | | | | | | |
| 19-1595 | | | F | | | | | | | 40 | 74 | | | | | | 40 | | | |
| 19-2499 | | | R | | | | 43 | | | 30 | | 120 | | | | | 63,5 | | | |
| 1.8 T (132 kW) Eng.AUQ, AWP 3/02-5/05 | | | | | | | | | | | | | | | | | | | | |
| 19-1595 | | | F | | | | | | | 40 | 74 | | | | | | 40 | | | |
| 19-2499 | | | R | | | | 43 | | | 30 | | 120 | | | | | 63,5 | | | |
| 1.9 SDI (50 kW) Eng.AGP (10.98-), AQM 10/98-5/05 | | | | | | | | | | | | | | | | | | | | |
| 19-1595 | | | F | | | | | | | 40 | 74 | | | | | | 40 | | | |
| 19-2499 | | | R | | | | 43 | | | 30 | | 120 | | | | | 63,5 | | | |
| 1.9 TDI (66 kW) Eng.AGR, ALH (10.98-) 10/98-5/05 | | | | | | | | | | | | | | | | | | | | |
| 19-1595 | | | F | | | | | | | 40 | 74 | | | | | | 40 | | | |
| 19-2499 | | | R | | | | 43 | | | 30 | | 120 | | | | | 63,5 | | | |
| 1.9 TDI (74 kW) Eng.ATD, AXR, BEW 9/00-5/05 | | | | | | | | | | | | | | | | | | | | |
| 19-1595 | | | F | | | | | | | 40 | 74 | | | | | | 40 | | | |

VOLKSWAGEN

| METELLI ref | Spare Parts | | F/R | L/R | | ABS | A | B | C | D | E | F | G | H | I | L | M | Fig | NOTE |
|--|-------------|--|-----|-----|--|-----|---|---|----|----|-----|---|---|---|---|------|---|-----|------|
| 19-2499 | | | R | | | 43 | | | 30 | | 120 | | | | | 63,5 | | | |
| 1.9 TDI (81 kW) Eng.AHF (10.98-), ASV 10/98-6/01 | | | | | | | | | | | | | | | | | | | |
| 19-1595 | | | F | | | | | | 40 | 74 | | | | | | 40 | | | |
| 19-2499 | | | R | | | 43 | | | 30 | | 120 | | | | | 63,5 | | | |
| 1.9 TDI (85 kW) Eng.AJM, AUY 12/98-1/02 | | | | | | | | | | | | | | | | | | | |
| 19-1595 | | | F | | | | | | 40 | 74 | | | | | | 40 | | | |
| 19-2499 | | | R | | | 43 | | | 30 | | 120 | | | | | 63,5 | | | |
| 1.9 TDI (96 kW) Eng.ASZ 11/00-5/05 | | | | | | | | | | | | | | | | | | | |
| 19-1595 | | | F | | | | | | 40 | 74 | | | | | | 40 | | | |
| 19-2499 | | | R | | | 43 | | | 30 | | 120 | | | | | 63,5 | | | |
| 1.9 TDI (110 kW) Eng.ARL 5/00-5/05 | | | | | | | | | | | | | | | | | | | |
| 19-1595 | | | F | | | | | | 40 | 74 | | | | | | 40 | | | |
| 19-2499 | | | R | | | 43 | | | 30 | | 120 | | | | | 63,5 | | | |
| 1.9 TDI 4motion (66 kW) Eng.AGR 11/98-4/02 | | | | | | | | | | | | | | | | | | | |
| 19-1595 | | | F/R | | | | | | 40 | 74 | | | | | | 40 | | | |
| 1.9 TDI 4motion (74 kW) Eng.ATD 9/00-5/05 | | | | | | | | | | | | | | | | | | | |
| 19-1595 | | | F/R | | | | | | 40 | 74 | | | | | | 40 | | | |
| 1.9 TDI 4motion (85 kW) Eng.AJM, AUY 2/99-6/01 | | | | | | | | | | | | | | | | | | | |
| 19-1595 | | | F/R | | | | | | 40 | 74 | | | | | | 40 | | | |
| 1.9 TDI 4motion (96 kW) Eng.ASZ 11/00-5/05 | | | | | | | | | | | | | | | | | | | |
| 19-1595 | | | F/R | | | | | | 40 | 74 | | | | | | 40 | | | |
| 1.9 TDI 4motion (110 kW) Eng.ARL 5/00-5/05 | | | | | | | | | | | | | | | | | | | |
| 19-1595 | | | F/R | | | | | | 40 | 74 | | | | | | 40 | | | |
| 2.0 (85 kW) Eng.AEG, APK (10.98-05.00), AQY (-.05.00), AVH, AZG (0 10/98-12/13 | | | | | | | | | | | | | | | | | | | |
| 19-1595 | | | F | | | | | | 40 | 74 | | | | | | 40 | | | |
| 19-2499 | | | R | | | 43 | | | 30 | | 120 | | | | | 63,5 | | | |
| 2.0 4motion (85 kW) Eng.AZH (02.01-), AZJ 4/00-5/05 | | | | | | | | | | | | | | | | | | | |
| 19-1595 | | | F/R | | | | | | 40 | 74 | | | | | | 40 | | | |

VOLKSWAGEN

| METELLI ref | Spare Parts | | F/R | L/R | | | ABS | A | B | C | D | E | F | G | H | I | L | M | Fig | NOTE |
|---|-------------|--|-----|-----|--|--|-----|---|---|----|----|-----|---|---|---|---|---|------|-----|------|
| 2.3 V5 (110 kW) Eng.AGZ (10.98-) 10/98-10/00 | | | | | | | | | | | | | | | | | | | | |
| 19-1595 | | | F | | | | | | | 40 | 74 | | | | | | | 40 | | |
| 19-2499 | | | R | | | | 43 | | | 30 | | 120 | | | | | | 63,5 | | |
| 2.3 V5 (125 kW) Eng.AQN 10/00-5/05 | | | | | | | | | | | | | | | | | | | | |
| 19-1595 | | | F | | | | | | | 40 | 74 | | | | | | | 40 | | |
| 19-2499 | | | R | | | | 43 | | | 30 | | 120 | | | | | | 63,5 | | |
| 2.3 V5 4motion (110 kW) Eng.AGZ (12.98-) 12/98-10/00 | | | | | | | | | | | | | | | | | | | | |
| 19-1595 | | | F/R | | | | | | | 40 | 74 | | | | | | | 40 | | |
| 2.3 V5 4motion (125 kW) Eng.AQN 10/00-5/05 | | | | | | | | | | | | | | | | | | | | |
| 19-1595 | | | F/R | | | | | | | 40 | 74 | | | | | | | 40 | | |
| 2.8 V6 4motion (150 kW) Eng.AQP (05.99-05.00), AUE (05.00-), BDE 3/99-5/05 | | | | | | | | | | | | | | | | | | | | |
| 19-1595 | | | F/R | | | | | | | 40 | 74 | | | | | | | 40 | | |
| Bora I Variant (1J6) 5/99-5/05 | | | | | | | | | | | | | | | | | | | | |
| 1.4 16V (55 kW) Eng.AHW, AKQ, APE, AXP, BCA 9/01-5/05 | | | | | | | | | | | | | | | | | | | | |
| 19-1595 | | | F | | | | | | | 40 | 74 | | | | | | | 40 | | |
| 19-2499 | | | R | | | | 43 | | | 30 | | 120 | | | | | | 63,5 | | |
| 1.6 (74 kW) Eng.AEH (05.99-), AKL (05.99-), APF (05.99-09.00) 5/99-5/05 | | | | | | | | | | | | | | | | | | | | |
| 19-1595 | | | F | | | | | | | 40 | 74 | | | | | | | 40 | | |
| 19-2499 | | | R | | | | 43 | | | 30 | | 120 | | | | | | 63,5 | | |
| 1.6 (75 kW) Eng.AVU, BFQ 8/00-5/05 | | | | | | | | | | | | | | | | | | | | |
| 19-1595 | | | F | | | | | | | 40 | 74 | | | | | | | 40 | | |
| 19-2499 | | | R | | | | 43 | | | 30 | | 120 | | | | | | 63,5 | | |
| 1.6 16V (77 kW) Eng.ATN (-.05.00), AUS (05.00-10.00), AZD (09.00-), B 2/00-5/05 | | | | | | | | | | | | | | | | | | | | |
| 19-1595 | | | F | | | | | | | 40 | 74 | | | | | | | 40 | | |
| 19-2499 | | | R | | | | 43 | | | 30 | | 120 | | | | | | 63,5 | | |
| 1.6 FSI (81 kW) Eng.BAD 1/02-5/05 | | | | | | | | | | | | | | | | | | | | |
| 19-1595 | | | F | | | | | | | 40 | 74 | | | | | | | 40 | | |
| 19-2499 | | | R | | | | 43 | | | 30 | | 120 | | | | | | 63,5 | | |

VOLKSWAGEN

| METELLI ref | Spare Parts | | F/R | L/R | | | ABS | A | B | C | D | E | F | G | H | I | L | M | Fig | NOTE |
|---|-------------|--|-----|-----|--|--|-----|---|---|----|----|-----|---|---|---|---|---|------|-----|------|
| 1.9 TDI 4motion (85 kW) Eng.AJM (05.99-05.00), AUY (05.00-) 5/99-6/01 | | | | | | | | | | | | | | | | | | | | |
| 19-1595 | | | F/R | | | | | | | 40 | 74 | | | | | | | 40 | | |
| 1.9 TDI 4motion (96 kW) Eng.ASZ 11/00-5/05 | | | | | | | | | | | | | | | | | | | | |
| 19-1595 | | | F/R | | | | | | | 40 | 74 | | | | | | | 40 | | |
| 1.9 TDI 4motion (110 kW) Eng.ARL 5/01-5/05 | | | | | | | | | | | | | | | | | | | | |
| 19-1595 | | | F/R | | | | | | | 40 | 74 | | | | | | | 40 | | |
| 2.0 (85 kW) Eng.APK (05.99-), AQY, AVH, AZG, AZJ, BEV 5/99-5/05 | | | | | | | | | | | | | | | | | | | | |
| 19-1595 | | | F | | | | | | | 40 | 74 | | | | | | | 40 | | |
| 19-2499 | | | R | | | | 43 | | | 30 | | 120 | | | | | | 63,5 | | |
| 2.0 4motion (85 kW) Eng.AZH (04.00-), AZJ 4/00-5/05 | | | | | | | | | | | | | | | | | | | | |
| 19-1595 | | | F/R | | | | | | | 40 | 74 | | | | | | | 40 | | |
| 2.0 4motion (88 kW) Eng.ATF 12/99-5/03 | | | | | | | | | | | | | | | | | | | | |
| 19-1595 | | | F/R | | | | | | | 40 | 74 | | | | | | | 40 | | |
| 2.3 V5 (110 kW) Eng.AGZ (05.99-) 5/99-10/00 | | | | | | | | | | | | | | | | | | | | |
| 19-1595 | | | F | | | | | | | 40 | 74 | | | | | | | 40 | | |
| 19-2499 | | | R | | | | 43 | | | 30 | | 120 | | | | | | 63,5 | | |
| 2.3 V5 (125 kW) Eng.AQN 10/00-5/05 | | | | | | | | | | | | | | | | | | | | |
| 19-1595 | | | F | | | | | | | 40 | 74 | | | | | | | 40 | | |
| 19-2499 | | | R | | | | 43 | | | 30 | | 120 | | | | | | 63,5 | | |
| 2.3 V5 4motion (110 kW) Eng.AGZ (05.99-) 5/99-10/00 | | | | | | | | | | | | | | | | | | | | |
| 19-1595 | | | F/R | | | | | | | 40 | 74 | | | | | | | 40 | | |
| 2.3 V5 4motion (125 kW) Eng.AQN 10/00-5/05 | | | | | | | | | | | | | | | | | | | | |
| 19-1595 | | | F/R | | | | | | | 40 | 74 | | | | | | | 40 | | |
| 2.8 V6 4motion (150 kW) Eng.AQP (05.99-05.00), AUE (05.00-), BDE 5/99-5/05 | | | | | | | | | | | | | | | | | | | | |
| 19-1595 | | | F/R | | | | | | | 40 | 74 | | | | | | | 40 | | |
| Caddy II SW (9K9B) 11/95-1/04 | | | | | | | | | | | | | | | | | | | | |
| 1.4 (44 kW) Eng.AEX (11.95-12.97), AKV (11.97-09.00), APQ (12.97-0 11/95-6/03 | | | | | | | | | | | | | | | | | | | | |
| 19-2224 | | | F | | | | | | | 40 | 72 | | | | | | | 37 | | |

VOLKSWAGEN

| METELLI ref | Spare Parts | | F/R | L/R | | ABS | A | B | C | D | E | F | G | H | I | L | M | Fig | NOTE |
|--|-------------|-------------|-----|-----|--|-----|---|---|-------|-------|-------|---|---|---|---|-------|---|-----|------|
| 19-2465 | | 04/99- | R | | | 43 | | | 30 | | 119,8 | | | | | 63,5 | | | |
| 19-2501 | | -05/97 | R | | | | | | 19,05 | 50,29 | | | | | | 15,49 | | | |
| 19-2548 | | 05/97-04/99 | R | | | | | | 19,05 | 50,29 | | | | | | 16,64 | | | |
| 1.4 16V (55 kW) Eng.AUA 8/00-1/04 | | | | | | | | | | | | | | | | | | | |
| 19-2224 | | | F | | | | | | 40 | 72 | | | | | | 37 | | | |
| 19-2465 | | | R | | | 43 | | | 30 | | 119,8 | | | | | 63,5 | | | |
| 1.6 (55 kW) Eng.1F 11/95-5/97 | | | | | | | | | | | | | | | | | | | |
| 19-2224 | | | F | | | | | | 40 | 72 | | | | | | 37 | | | |
| 19-2501 | | | R | | | | | | 19,05 | 50,29 | | | | | | 15,49 | | | |
| 1.6 (55 kW) Eng.AEE 6/97-9/00 | | | | | | | | | | | | | | | | | | | |
| 19-2224 | | | F | | | | | | 40 | 72 | | | | | | 37 | | | |
| 19-2465 | | 04/99- | R | | | 43 | | | 30 | | 119,8 | | | | | 63,5 | | | |
| 19-2548 | | -04/99 | R | | | | | | 19,05 | 50,29 | | | | | | 16,64 | | | |
| 1.7 SDI (42 kW) Eng.AHB 7/96-9/00 | | | | | | | | | | | | | | | | | | | |
| 19-2224 | | | F | | | | | | 40 | 72 | | | | | | 37 | | | |
| 1.9 D (47 kW) Eng.1Y 11/95-1/04 | | | | | | | | | | | | | | | | | | | |
| 19-2224 | | | F | | | | | | 40 | 72 | | | | | | 37 | | | |
| 19-2465 | | 04/99- | R | | | 43 | | | 30 | | 119,8 | | | | | 63,5 | | | |
| 19-2501 | | -05/97 | R | | | | | | 19,05 | 50,29 | | | | | | 15,49 | | | |
| 19-2548 | | 05/97-04/99 | R | | | | | | 19,05 | 50,29 | | | | | | 16,64 | | | |
| 1.9 SDI (47 kW) Eng.AEY, AYQ 11/95-1/04 | | | | | | | | | | | | | | | | | | | |
| 19-2224 | | | F | | | | | | 40 | 72 | | | | | | 37 | | | |
| 19-2465 | | 04/99- | R | | | 43 | | | 30 | | 119,8 | | | | | 63,5 | | | |
| 19-2501 | | -05/97 | R | | | | | | 19,05 | 50,29 | | | | | | 15,49 | | | |
| 19-2548 | | 05/97-04/99 | R | | | | | | 19,05 | 50,29 | | | | | | 16,64 | | | |
| 1.9 TDI (66 kW) Eng.1Z, AHU, ALE, ALH 10/96-1/04 | | | | | | | | | | | | | | | | | | | |
| 19-2224 | | | F | | | | | | 40 | 72 | | | | | | 37 | | | |
| 19-2465 | | 04/99- | R | | | 43 | | | 30 | | 119,8 | | | | | 63,5 | | | |
| 19-2501 | | -05/97 | R | | | | | | 19,05 | 50,29 | | | | | | 15,49 | | | |

VOLKSWAGEN

| METELLI ref | Spare Parts | | F/R | L/R | | | ABS | A | B | C | D | E | F | G | H | I | L | M | Fig | NOTE |
|--|-------------|-------------|-----|-----|--|--|-----|---|---|-------|-------|-----|---|---|---|---|-------|---|-----|------------------------|
| 19-2548 | | 05/97-04/99 | R | | | | | | | 19,05 | 50,29 | | | | | | 16,64 | | | |
| Caddy III SW (2KB, 2KJ, 2CB, 2CJ) 3/04-5/15 | | | | | | | | | | | | | | | | | | | | |
| 1.2 TSI (63 kW) Eng.CBZA 9/10-5/15 | | | | | | | | | | | | | | | | | | | | |
| 19-2317 | | | F | | | | | | | | | 137 | | | | | 84 | | | Disc 288mm, Disc 312mm |
| 19-2780 | | | F | | | | | | | | | 136 | | | | | 84 | | | Disc 280mm |
| 19-8150 | | | R | | | | | | | 32 | | 136 | | | | | 69,5 | | | |
| 1.2 TSI (77 kW) Eng.CBZB 9/10-5/15 | | | | | | | | | | | | | | | | | | | | |
| 19-2317 | | | F | | | | | | | | | 137 | | | | | 84 | | | Disc 288mm, Disc 312mm |
| 19-2780 | | | F | | | | | | | | | 136 | | | | | 84 | | | Disc 280mm |
| 19-8150 | | | R | | | | | | | 32 | | 136 | | | | | 69,5 | | | |
| 1.4 (55 kW) Eng.BCA (03.04.-) 3/04-5/06 | | | | | | | | | | | | | | | | | | | | |
| 19-2317 | | | F | | | | | | | | | 137 | | | | | 84 | | | Disc 288mm, Disc 312mm |
| 19-2780 | | | F | | | | | | | | | 136 | | | | | 84 | | | Disc 280mm |
| 19-8150 | | | R | | | | | | | 32 | | 136 | | | | | 69,5 | | | |
| 1.4 (59 kW) Eng.BUD 5/06-8/10 | | | | | | | | | | | | | | | | | | | | |
| 19-2317 | | | F | | | | | | | | | 137 | | | | | 84 | | | Disc 288mm, Disc 312mm |
| 19-2780 | | | F | | | | | | | | | 136 | | | | | 84 | | | Disc 280mm |
| 19-8150 | | | R | | | | | | | 32 | | 136 | | | | | 69,5 | | | |
| 1.6 (74 kW) Eng.- 3/05-5/15 | | | | | | | | | | | | | | | | | | | | |
| 19-8150 | | | R | | | | | | | 32 | | 136 | | | | | 69,5 | | | |
| 1.6 (75 kW) Eng.BGU, BSE, BSF 4/04-5/15 | | | | | | | | | | | | | | | | | | | | |
| 19-2317 | | | F | | | | | | | | | 137 | | | | | 84 | | | Disc 288mm, Disc 312mm |
| 19-2780 | | | F | | | | | | | | | 136 | | | | | 84 | | | Disc 280mm |
| 19-8150 | | | R | | | | | | | 32 | | 136 | | | | | 69,5 | | | |
| 1.6 BiFuel (75 kW) Eng.CHGA 5/11-5/15 | | | | | | | | | | | | | | | | | | | | |
| 19-2317 | | | F | | | | | | | | | 137 | | | | | 84 | | | Disc 288mm, Disc 312mm |
| 19-2780 | | | F | | | | | | | | | 136 | | | | | 84 | | | Disc 280mm |
| 19-8150 | | | R | | | | | | | 32 | | 136 | | | | | 69,5 | | | |

VOLKSWAGEN

| METELLI ref | Spare Parts | | F/R | L/R | | | ABS | A | B | C | D | E | F | G | H | I | L | M | Fig | NOTE |
|---|-------------|--|-----|-----|--|--|-----|---|---|----|---|-----|---|---|---|---|------|---|-----|------------------------|
| 1.6 TDI (55 kW) Eng.CAYE 8/10-5/15 | | | | | | | | | | | | | | | | | | | | |
| 19-2317 | | | F | | | | | | | | | 137 | | | | | 84 | | | Disc 288mm, Disc 312mm |
| 19-2780 | | | F | | | | | | | | | 136 | | | | | 84 | | | Disc 280mm |
| 19-8150 | | | R | | | | | | | 32 | | 136 | | | | | 69,5 | | | |
| 1.6 TDI (75 kW) Eng.CAYD 8/10-5/15 | | | | | | | | | | | | | | | | | | | | |
| 19-2317 | | | F | | | | | | | | | 137 | | | | | 84 | | | Disc 288mm, Disc 312mm |
| 19-2780 | | | F | | | | | | | | | 136 | | | | | 84 | | | Disc 280mm |
| 19-8150 | | | R | | | | | | | 32 | | 136 | | | | | 69,5 | | | |
| 1.9 TDI (55 kW) Eng.BSU 9/05-8/10 | | | | | | | | | | | | | | | | | | | | |
| 19-2317 | | | F | | | | | | | | | 137 | | | | | 84 | | | Disc 288mm, Disc 312mm |
| 19-2780 | | | F | | | | | | | | | 136 | | | | | 84 | | | Disc 280mm |
| 19-8150 | | | R | | | | | | | 32 | | 136 | | | | | 69,5 | | | |
| 1.9 TDI (77 kW) Eng.BJB (04.04-), BLS 4/04-8/10 | | | | | | | | | | | | | | | | | | | | |
| 19-2317 | | | F | | | | | | | | | 137 | | | | | 84 | | | Disc 288mm, Disc 312mm |
| 19-2780 | | | F | | | | | | | | | 136 | | | | | 84 | | | Disc 280mm |
| 19-8150 | | | R | | | | | | | 32 | | 136 | | | | | 69,5 | | | |
| 1.9 TDI 4motion (77 kW) Eng.BLS 5/08-8/10 | | | | | | | | | | | | | | | | | | | | |
| 19-2317 | | | F/R | | | | | | | | | 137 | | | | | 84 | | | |
| 2.0 EcoFuel (80 kW) Eng.BSX 4/06-5/15 | | | | | | | | | | | | | | | | | | | | |
| 19-2317 | | | F | | | | | | | | | 137 | | | | | 84 | | | Disc 288mm, Disc 312mm |
| 19-2780 | | | F | | | | | | | | | 136 | | | | | 84 | | | Disc 280mm |
| 19-8150 | | | R | | | | | | | 32 | | 136 | | | | | 69,5 | | | |
| 2.0 SDI (51 kW) Eng.BDJ (03.04-), BST 3/04-8/10 | | | | | | | | | | | | | | | | | | | | |
| 19-2317 | | | F | | | | | | | | | 137 | | | | | 84 | | | Disc 288mm, Disc 312mm |
| 19-2780 | | | F | | | | | | | | | 136 | | | | | 84 | | | Disc 280mm |
| 19-8150 | | | R | | | | | | | 32 | | 136 | | | | | 69,5 | | | |
| 2.0 TDI (81 kW) Eng.CLCA 8/10-5/15 | | | | | | | | | | | | | | | | | | | | |
| 19-2317 | | | F | | | | | | | | | 137 | | | | | 84 | | | Disc 288mm, Disc 312mm |
| 19-2780 | | | F | | | | | | | | | 136 | | | | | 84 | | | Disc 280mm |

VOLKSWAGEN

| METELLI ref | Spare Parts | | F/R | L/R | | | ABS | A | B | C | D | E | F | G | H | I | L | M | Fig | NOTE |
|---|-------------|--|-----|-----|--|--|-----|---|---|----|---|-----|---|---|---|---|------|---|-----|------------------------|
| 19-8150 | | | R | | | | | | | 32 | | 136 | | | | | 69,5 | | | |
| 2.0 TDI (103 kW) Eng.BMM 9/07-8/10 | | | | | | | | | | | | | | | | | | | | |
| 19-2317 | | | F | | | | | | | | | 137 | | | | | 84 | | | Disc 288mm, Disc 312mm |
| 19-2780 | | | F | | | | | | | | | 136 | | | | | 84 | | | Disc 280mm |
| 19-8150 | | | R | | | | | | | 32 | | 136 | | | | | 69,5 | | | |
| 2.0 TDI (125 kW) Eng.CFJA 5/12-5/15 | | | | | | | | | | | | | | | | | | | | |
| 19-2317 | | | F | | | | | | | | | 137 | | | | | 84 | | | Disc 288mm, Disc 312mm |
| 19-2780 | | | F | | | | | | | | | 136 | | | | | 84 | | | Disc 280mm |
| 19-8150 | | | R | | | | | | | 32 | | 136 | | | | | 69,5 | | | |
| 2.0 TDI 16V (103 kW) Eng.CFHC, CLCB 11/10-5/15 | | | | | | | | | | | | | | | | | | | | |
| 19-2317 | | | F | | | | | | | | | 137 | | | | | 84 | | | Disc 288mm, Disc 312mm |
| 19-2780 | | | F | | | | | | | | | 136 | | | | | 84 | | | Disc 280mm |
| 19-8150 | | | R | | | | | | | 32 | | 136 | | | | | 69,5 | | | |
| 2.0 TDI 16V 4motion (103 kW) Eng.CFHC 11/10-5/15 | | | | | | | | | | | | | | | | | | | | |
| 19-2317 | | | F/R | | | | | | | | | 137 | | | | | 84 | | | |
| 2.0 TDI 4motion (81 kW) Eng.CFHF 8/10-5/15 | | | | | | | | | | | | | | | | | | | | |
| 19-2317 | | | F/R | | | | | | | | | 137 | | | | | 84 | | | |
| Caddy IV Alltrack SW (SAB) 5/15-1/70 | | | | | | | | | | | | | | | | | | | | |
| 1.0 TSI (62 kW) Eng.DKRD 11/18-1/70 | | | | | | | | | | | | | | | | | | | | |
| 19-2317 | | | F | | | | | | | | | 137 | | | | | 84 | | | |
| 1.0 TSI (75 kW) Eng.CHZG 11/15-1/70 | | | | | | | | | | | | | | | | | | | | |
| 19-2317 | | | F | | | | | | | | | 137 | | | | | 84 | | | |
| 19-8150 | | | R | | | | | | | 32 | | 136 | | | | | 69,5 | | | |
| 1.2 TSI (62 kW) Eng.CYVC 6/15-1/70 | | | | | | | | | | | | | | | | | | | | |
| 19-2317 | | | F | | | | | | | | | 137 | | | | | 84 | | | |
| 19-8150 | | | R | | | | | | | 32 | | 136 | | | | | 69,5 | | | |
| 1.4 TGI CNG (81 kW) Eng.CPWA 6/15-1/70 | | | | | | | | | | | | | | | | | | | | |
| 19-2317 | | | F | | | | | | | | | 137 | | | | | 84 | | | |

VOLKSWAGEN

| METELLI ref | Spare Parts | | F/R | L/R | | | ABS | A | B | C | D | E | F | G | H | I | L | M | Fig | NOTE |
|--|-------------|--|-----|-----|--|--|-----|---|---|----|---|-----|---|---|---|---|------|---|-----|------|
| 19-8150 | | | R | | | | | | | 32 | | 136 | | | | | 69,5 | | | |
| 1.4 TSI (92 kW) Eng.CZCB 5/15-1/70 | | | | | | | | | | | | | | | | | | | | |
| 19-2317 | | | F | | | | | | | | | 137 | | | | | 84 | | | |
| 19-8150 | | | R | | | | | | | 32 | | 136 | | | | | 69,5 | | | |
| 1.4 TSI (96 kW) Eng.DJKD 7/18-1/70 | | | | | | | | | | | | | | | | | | | | |
| 19-2317 | | | F | | | | | | | | | 137 | | | | | 84 | | | |
| 1.6 TDI (55 kW) Eng.CAYE 5/15-11/17 | | | | | | | | | | | | | | | | | | | | |
| 19-2317 | | | F | | | | | | | | | 137 | | | | | 84 | | | |
| 19-8150 | | | R | | | | | | | 32 | | 136 | | | | | 69,5 | | | |
| 1.6 TDI (75 kW) Eng.CAYD 5/15-1/70 | | | | | | | | | | | | | | | | | | | | |
| 19-2317 | | | F | | | | | | | | | 137 | | | | | 84 | | | |
| 19-8150 | | | R | | | | | | | 32 | | 136 | | | | | 69,5 | | | |
| 2.0 TDI (55 kW) Eng.CUUF, DFSF 5/15-1/70 | | | | | | | | | | | | | | | | | | | | |
| 19-2317 | | | F | | | | | | | | | 137 | | | | | 84 | | | |
| 19-8150 | | | R | | | | | | | 32 | | 136 | | | | | 69,5 | | | |
| 2.0 TDI (75 kW) Eng.CUUD, DFSD 5/15-1/70 | | | | | | | | | | | | | | | | | | | | |
| 19-2317 | | | F | | | | | | | | | 137 | | | | | 84 | | | |
| 19-8150 | | | R | | | | | | | 32 | | 136 | | | | | 69,5 | | | |
| 2.0 TDI (103 kW) Eng.CFHC 5/15-1/70 | | | | | | | | | | | | | | | | | | | | |
| 19-2317 | | | F | | | | | | | | | 137 | | | | | 84 | | | |
| 19-8150 | | | R | | | | | | | 32 | | 136 | | | | | 69,5 | | | |
| 2.0 TDI (110 kW) Eng.CUUB, DFSB 5/15-1/70 | | | | | | | | | | | | | | | | | | | | |
| 19-2317 | | | F | | | | | | | | | 137 | | | | | 84 | | | |
| 19-8150 | | | R | | | | | | | 32 | | 136 | | | | | 69,5 | | | |
| 2.0 TDI 4motion (81 kW) Eng.CFHF 5/15-5/16 | | | | | | | | | | | | | | | | | | | | |
| 19-2317 | | | F | | | | | | | | | 137 | | | | | 84 | | | |
| 2.0 TDI 4motion (90 kW) Eng.CUUE, DFSE 5/15-1/70 | | | | | | | | | | | | | | | | | | | | |
| 19-2317 | | | F | | | | | | | | | 137 | | | | | 84 | | | |

VOLKSWAGEN

| METELLI ref | Spare Parts | | F/R | L/R | | | ABS | A | B | C | D | E | F | G | H | I | L | M | Fig | NOTE |
|--|-------------|--|-----|-----|--|--|-----|---|---|----|---|-----|---|---|---|---|------|---|-----|------|
| 2.0 TDI 4motion (103 kW) Eng.CFHC 5/15-1/70 | | | | | | | | | | | | | | | | | | | | |
| 19-2317 | | | F | | | | | | | | | 137 | | | | | 84 | | | |
| 2.0 TDI 4motion (110 kW) Eng.DFSB 11/15-1/70 | | | | | | | | | | | | | | | | | | | | |
| 19-2317 | | | F | | | | | | | | | 137 | | | | | 84 | | | |
| Caddy IV SW (SAB, SAJ) 5/15-1/70 | | | | | | | | | | | | | | | | | | | | |
| 1.0 TSI (62 kW) Eng.DKRD 11/18-7/19 | | | | | | | | | | | | | | | | | | | | |
| 19-2317 | | | F | | | | | | | | | 137 | | | | | 84 | | | |
| 1.0 TSI (75 kW) Eng.CHZG, DKRE (11.18-.) 11/15-9/20 | | | | | | | | | | | | | | | | | | | | |
| 19-2317 | | | F | | | | | | | | | 137 | | | | | 84 | | | |
| 19-8150 | | | R | | | | | | | 32 | | 136 | | | | | 69,5 | | | |
| 1.2 TSI (62 kW) Eng.CYVC 6/15-9/20 | | | | | | | | | | | | | | | | | | | | |
| 19-2317 | | | F | | | | | | | | | 137 | | | | | 84 | | | |
| 19-8150 | | | R | | | | | | | 32 | | 136 | | | | | 69,5 | | | |
| 1.4 TGI CNG (81 kW) Eng.CPWA 6/15-9/20 | | | | | | | | | | | | | | | | | | | | |
| 19-2317 | | | F | | | | | | | | | 137 | | | | | 84 | | | |
| 19-8150 | | | R | | | | | | | 32 | | 136 | | | | | 69,5 | | | |
| 1.4 TSI (92 kW) Eng.CZCB 5/15-9/20 | | | | | | | | | | | | | | | | | | | | |
| 19-2317 | | | F | | | | | | | | | 137 | | | | | 84 | | | |
| 19-8150 | | | R | | | | | | | 32 | | 136 | | | | | 69,5 | | | |
| 1.4 TSI (96 kW) Eng.DJKD 7/18-9/20 | | | | | | | | | | | | | | | | | | | | |
| 19-2317 | | | F | | | | | | | | | 137 | | | | | 84 | | | |
| 1.6 (81 kW) Eng.CWVA 11/15-9/20 | | | | | | | | | | | | | | | | | | | | |
| 19-2317 | | | F | | | | | | | | | 137 | | | | | 84 | | | |
| 19-8150 | | | R | | | | | | | 32 | | 136 | | | | | 69,5 | | | |
| 1.6 TDI (55 kW) Eng.CAYE 5/15-11/17 | | | | | | | | | | | | | | | | | | | | |
| 19-2317 | | | F | | | | | | | | | 137 | | | | | 84 | | | |
| 19-8150 | | | R | | | | | | | 32 | | 136 | | | | | 69,5 | | | |

VOLKSWAGEN

| METELLI ref | Spare Parts | F/R | L/R | ABS | A | B | C | D | E | F | G | H | I | L | M | Fig | NOTE |
|--|-------------|-----|-----|-----|---|----|----|---|-------|---|---|---|---|------|---|-----|------|
| 1.6 TDI (75 kW) Eng.CAYD 5/15-9/20 | | | | | | | | | | | | | | | | | |
| 19-2317 | | F | | | | | | | 137 | | | | | 84 | | | |
| 19-8150 | | R | | | | | 32 | | 136 | | | | | 69,5 | | | |
| 2.0 TDI (55 kW) Eng.CUUF (-11.15), DFSF (11.15-) 5/15-9/20 | | | | | | | | | | | | | | | | | |
| 19-2317 | | F | | | | | | | 137 | | | | | 84 | | | |
| 19-8150 | | R | | | | | 32 | | 136 | | | | | 69,5 | | | |
| 2.0 TDI (75 kW) Eng.CUUD (-11.15), DFSD (11.15-) 5/15-9/20 | | | | | | | | | | | | | | | | | |
| 19-2317 | | F | | | | | | | 137 | | | | | 84 | | | |
| 19-8150 | | R | | | | | 32 | | 136 | | | | | 69,5 | | | |
| 2.0 TDI (103 kW) Eng.CFHC, CLCB 5/15-9/20 | | | | | | | | | | | | | | | | | |
| 19-2317 | | F | | | | | | | 137 | | | | | 84 | | | |
| 19-8150 | | R | | | | | 32 | | 136 | | | | | 69,5 | | | |
| 2.0 TDI (110 kW) Eng.CUUB (-11.15), DFSB (11.15-) 5/15-9/20 | | | | | | | | | | | | | | | | | |
| 19-2317 | | F | | | | | | | 137 | | | | | 84 | | | |
| 19-8150 | | R | | | | | 32 | | 136 | | | | | 69,5 | | | |
| 2.0 TDI 4motion (81 kW) Eng.CFHF, CLCA 5/15-9/20 | | | | | | | | | | | | | | | | | |
| 19-2317 | | F | | | | | | | 137 | | | | | 84 | | | |
| 2.0 TDI 4motion (90 kW) Eng.CUUE (-11.15), DFSE (11.15-) 5/15-9/20 | | | | | | | | | | | | | | | | | |
| 19-2317 | | F | | | | | | | 137 | | | | | 84 | | | |
| 2.0 TDI 4motion (103 kW) Eng.CFHC 5/15-9/20 | | | | | | | | | | | | | | | | | |
| 19-2317 | | F | | | | | | | 137 | | | | | 84 | | | |
| 2.0 TDI 4motion (110 kW) Eng.DFSB 11/15-9/20 | | | | | | | | | | | | | | | | | |
| 19-2317 | | F | | | | | | | 137 | | | | | 84 | | | |
| Caddy V MPV / Space wagon (SBB, SBJ) 9/20-1/70 | | | | | | | | | | | | | | | | | |
| TDi (55 kW) Eng.DTRF 9/20-1/70 | | | | | | | | | | | | | | | | | |
| 19-2364 | | F | | | | 36 | | | 136,4 | | | | | 84 | | | |
| TDi (75 kW) Eng.DTRE 9/20-1/70 | | | | | | | | | | | | | | | | | |
| 19-2364 | | F | | | | 36 | | | 136,4 | | | | | 84 | | | |

VOLKSWAGEN

| METELLI ref | Spare Parts | | F/R | L/R | | | ABS | A | B | C | D | E | F | G | H | I | L | M | Fig | NOTE | |
|--|-------------|--|-----|-----|--|--|-----|---|----|---|---|-------|---|---|---|---|---|---|-----|------|--|
| TDi (90 kW) Eng.DTRC 9/20-1/70 | | | | | | | | | | | | | | | | | | | | | |
| 19-2364 | | | F | | | | | | 36 | | | 136,4 | | | | | | | 84 | | |
| TDI BMT 4motion (90 kW) Eng.DTRC 3/21-1/70 | | | | | | | | | | | | | | | | | | | | | |
| 19-2364 | | | F | | | | | | 36 | | | 136,4 | | | | | | | 84 | | |
| TSi EVO (84 kW) Eng.DPBC 1/21-1/70 | | | | | | | | | | | | | | | | | | | | | |
| 19-2364 | | | F | | | | | | 36 | | | 136,4 | | | | | | | 84 | | |
| CC (358, B7) 11/11-12/16 | | | | | | | | | | | | | | | | | | | | | |
| 1.4 TSI (110 kW) Eng.CZDA 5/15-12/16 | | | | | | | | | | | | | | | | | | | | | |
| 19-2317 | | | F | | | | | | | | | 137 | | | | | | | 84 | | |
| 19-2704 | | | R | | | | | | | | | 136,9 | | | | | | | | | |
| 1.4 TSI (118 kW) Eng.CTHD 11/11-12/16 | | | | | | | | | | | | | | | | | | | | | |
| 19-2317 | | | F | | | | | | | | | 137 | | | | | | | 84 | | |
| 19-2704 | | | R | | | | | | | | | 136,9 | | | | | | | | | |
| 1.4 TSI MultiFuel (118 kW) Eng.CKMA 11/11-12/16 | | | | | | | | | | | | | | | | | | | | | |
| 19-2317 | | | F | | | | | | | | | 137 | | | | | | | 84 | | |
| 19-2704 | | | R | | | | | | | | | 136,9 | | | | | | | | | |
| 1.8 TSI (112 kW) Eng.CDAB 11/11-12/16 | | | | | | | | | | | | | | | | | | | | | |
| 19-2317 | | | F | | | | | | | | | 137 | | | | | | | 84 | | |
| 19-2704 | | | R | | | | | | | | | 136,9 | | | | | | | | | |
| 1.8 TSI (118 kW) Eng.CDAA 11/11-12/16 | | | | | | | | | | | | | | | | | | | | | |
| 19-2317 | | | F | | | | | | | | | 137 | | | | | | | 84 | | |
| 19-2704 | | | R | | | | | | | | | 136,9 | | | | | | | | | |
| 2.0 TDI (100 kW) Eng.CFFA 11/11-12/16 | | | | | | | | | | | | | | | | | | | | | |
| 19-2317 | | | F | | | | | | | | | 137 | | | | | | | 84 | | |
| 19-2704 | | | R | | | | | | | | | 136,9 | | | | | | | | | |
| 2.0 TDI (103 kW) Eng.CFFB 11/11-12/16 | | | | | | | | | | | | | | | | | | | | | |
| 19-2317 | | | F | | | | | | | | | 137 | | | | | | | 84 | | |
| 19-2704 | | | R | | | | | | | | | 136,9 | | | | | | | | | |

VOLKSWAGEN

| METELLI ref | Spare Parts | | F/R | L/R | | | ABS | A | B | C | D | E | F | G | H | I | L | M | Fig | NOTE |
|--|-------------|--|-----|-----|--|--|-----|---|---|---|---|-------|---|---|---|---|---|----|-----|------|
| 2.0 TDI (110 kW) Eng.CUVC 5/15-12/16 | | | | | | | | | | | | | | | | | | | | |
| 19-2317 | | | F | | | | | | | | | 137 | | | | | | 84 | | |
| 19-2704 | | | R | | | | | | | | | 136,9 | | | | | | | | |
| 2.0 TDI (125 kW) Eng.CFGB, CLLA 11/11-12/16 | | | | | | | | | | | | | | | | | | | | |
| 19-2317 | | | F | | | | | | | | | 137 | | | | | | 84 | | |
| 19-2704 | | | R | | | | | | | | | 136,9 | | | | | | | | |
| 2.0 TDI (130 kW) Eng.CFGC 12/12-12/16 | | | | | | | | | | | | | | | | | | | | |
| 19-2317 | | | F | | | | | | | | | 137 | | | | | | 84 | | |
| 19-2704 | | | R | | | | | | | | | 136,9 | | | | | | | | |
| 2.0 TDI (135 kW) Eng.CUWA 5/15-12/16 | | | | | | | | | | | | | | | | | | | | |
| 19-2317 | | | F | | | | | | | | | 137 | | | | | | 84 | | |
| 19-2704 | | | R | | | | | | | | | 136,9 | | | | | | | | |
| 2.0 TDI 4motion (103 kW) Eng.CFFB 11/11-12/16 | | | | | | | | | | | | | | | | | | | | |
| 19-2317 | | | F/R | | | | | | | | | 137 | | | | | | 84 | | |
| 2.0 TDI 4motion (125 kW) Eng.CFGB 11/11-1/13 | | | | | | | | | | | | | | | | | | | | |
| 19-2317 | | | F/R | | | | | | | | | 137 | | | | | | 84 | | |
| 2.0 TDI 4motion (130 kW) Eng.CFGC 12/12-12/16 | | | | | | | | | | | | | | | | | | | | |
| 19-2317 | | | F/R | | | | | | | | | 137 | | | | | | 84 | | |
| 2.0 TSI (147 kW) Eng.CBFA, CCTA 11/11-12/16 | | | | | | | | | | | | | | | | | | | | |
| 19-2317 | | | F | | | | | | | | | 137 | | | | | | 84 | | |
| 19-2704 | | | R | | | | | | | | | 136,9 | | | | | | | | |
| 2.0 TSI (155 kW) Eng.CCZB 11/11-12/16 | | | | | | | | | | | | | | | | | | | | |
| 19-2317 | | | F | | | | | | | | | 137 | | | | | | 84 | | |
| 19-2704 | | | R | | | | | | | | | 136,9 | | | | | | | | |
| 3.6 FSI 4motion (220 kW) Eng.BWS 11/11-12/16 | | | | | | | | | | | | | | | | | | | | |
| 19-2317 | | | F/R | | | | | | | | | 137 | | | | | | 84 | | |

VOLKSWAGEN

| METELLI ref | Spare Parts | F/R | L/R | ABS | A | B | C | D | E | F | G | H | I | L | M | Fig | NOTE |
|--|-------------|-----|-----|-----|---|---|-------|-------|---|---|---|---|---|---|---|-------|------|
| Corrado (53I) 9/88-12/95 | | | | | | | | | | | | | | | | | |
| 1.8 16V (100 kW) Eng.KR 4/89-7/92 | | | | | | | | | | | | | | | | | |
| 19-2224 | | F | | | | | 40 | 72 | | | | | | | | 37 | |
| 19-2500 | | R | | | | | 17,46 | 50,29 | | | | | | | | 14,73 | |
| 1.8 G60 (118 kW) Eng.PG 9/88-9/93 | | | | | | | | | | | | | | | | | |
| 19-2224 | | F | | | | | 40 | 72 | | | | | | | | 37 | |
| 19-2500 | | R | | | | | 17,46 | 50,29 | | | | | | | | 14,73 | |
| 2.0 i (85 kW) Eng.2E (04.93-09.94), ADY (08.93-07.95) 4/93-12/95 | | | | | | | | | | | | | | | | | |
| 19-2224 | | F | | | | | 40 | 72 | | | | | | | | 37 | |
| 19-2500 | | R | | | | | 17,46 | 50,29 | | | | | | | | 14,73 | |
| 2.0 i 16V (100 kW) Eng.9A 8/91-12/95 | | | | | | | | | | | | | | | | | |
| 19-2224 | | F | | | | | 40 | 72 | | | | | | | | 37 | |
| 19-2500 | | R | | | | | 17,46 | 50,29 | | | | | | | | 14,73 | |
| 2.9 VR6 (140 kW) Eng.ABV (01.94-.) 8/91-12/95 | | | | | | | | | | | | | | | | | |
| 19-2225 | | F | | | | | 40 | 72,1 | | | | | | | | 37 | |
| 19-2500 | | R | | | | | 17,46 | 50,29 | | | | | | | | 14,73 | |
| Derby I (86) 2/77-9/81 | | | | | | | | | | | | | | | | | |
| 0.9 (29 kW) Eng.HA 2/77-9/81 | | | | | | | | | | | | | | | | | |
| 19-2100 | | F | | | | | 34 | 62 | | | | | | | | 37 | |
| 19-2500 | | R | | | | | 17,46 | 50,29 | | | | | | | | 14,73 | |
| 1.1 (37 kW) Eng.HB 2/77-9/81 | | | | | | | | | | | | | | | | | |
| 19-2100 | | F | | | | | 34 | 62 | | | | | | | | 37 | |
| 19-2500 | | R | | | | | 17,46 | 50,29 | | | | | | | | 14,73 | |
| 1.3 (43 kW) Eng.HJ 2/77-9/81 | | | | | | | | | | | | | | | | | |
| 19-2100 | | F | | | | | 34 | 62 | | | | | | | | 37 | |
| 19-2500 | | R | | | | | 17,46 | 50,29 | | | | | | | | 14,73 | |

VOLKSWAGEN

| METELLI ref | Spare Parts | | F/R | L/R | | | ABS | A | B | C | D | E | F | G | H | I | L | M | Fig | NOTE |
|---|-------------|--|-----|-----|--|--|-----|---|---|---|---|-------|---|---|---|---|----|---|-----|------|
| 1.4 TSI (118 kW) Eng.CAVD, CTHD 5/08-8/15 | | | | | | | | | | | | | | | | | | | | |
| 19-2317 | | | F | | | | | | | | | 137 | | | | | 84 | | | |
| 19-2704 | | | R | | | | | | | | | 136,9 | | | | | | | | |
| 1.6 FSI (85 kW) Eng.BLF 6/06-5/08 | | | | | | | | | | | | | | | | | | | | |
| 19-2317 | | | F | | | | | | | | | 137 | | | | | 84 | | | |
| 19-2704 | | | R | | | | | | | | | 136,9 | | | | | | | | |
| 2.0 FSI (110 kW) Eng.BVY, BVZ 3/06-5/08 | | | | | | | | | | | | | | | | | | | | |
| 19-2317 | | | F | | | | | | | | | 137 | | | | | 84 | | | |
| 19-2704 | | | R | | | | | | | | | 136,9 | | | | | | | | |
| 2.0 TDI (100 kW) Eng.CFFA 11/10-8/15 | | | | | | | | | | | | | | | | | | | | |
| 19-2317 | | | F | | | | | | | | | 137 | | | | | 84 | | | |
| 19-2704 | | | R | | | | | | | | | 136,9 | | | | | | | | |
| 2.0 TDI (103 kW) Eng.BMM 6/06-5/08 | | | | | | | | | | | | | | | | | | | | |
| 19-2317 | | | F | | | | | | | | | 137 | | | | | 84 | | | |
| 19-2704 | | | R | | | | | | | | | 136,9 | | | | | | | | |
| 2.0 TDI 16V (103 kW) Eng.CBAB, CFFB 5/08-8/15 | | | | | | | | | | | | | | | | | | | | |
| 19-2317 | | | F | | | | | | | | | 137 | | | | | 84 | | | |
| 19-2704 | | | R | | | | | | | | | 136,9 | | | | | | | | |
| 2.0 TFSI (147 kW) Eng.BPY, BWA, CAWB, CBFA, CCTA, CCZA 3/06-8/15 | | | | | | | | | | | | | | | | | | | | |
| 19-2317 | | | F | | | | | | | | | 137 | | | | | 84 | | | |
| 19-2704 | | | R | | | | | | | | | 136,9 | | | | | | | | |
| 2.0 TSI (155 kW) Eng.CCZB 11/09-8/15 | | | | | | | | | | | | | | | | | | | | |
| 19-2317 | | | F | | | | | | | | | 137 | | | | | 84 | | | |
| 19-2704 | | | R | | | | | | | | | 136,9 | | | | | | | | |
| 3.2 V6 (184 kW) Eng.BUB, CBRA 6/06-5/09 | | | | | | | | | | | | | | | | | | | | |
| 19-2317 | | | F | | | | | | | | | 137 | | | | | 84 | | | |
| 19-2704 | | | R | | | | | | | | | 136,9 | | | | | | | | |
| 3.6 V6 (191 kW) Eng.CDVA 5/09-11/10 | | | | | | | | | | | | | | | | | | | | |
| 19-2317 | | | F | | | | | | | | | 137 | | | | | 84 | | | |

VOLKSWAGEN

| METELLI ref | Spare Parts | | F/R | L/R | | | ABS | A | B | C | D | E | F | G | H | I | L | M | Fig | NOTE |
|-------------------------------------|-------------|--|-----|-----|--|--|-----|---|----|-------|-------|-----|---|---|---|---|-------|---|-----|------|
| 19-2558 | | | R | | | | | | 30 | 28 | | 120 | | | | | 63 | | | |
| Golf (9B3) 1/07-3/14 | | | | | | | | | | | | | | | | | | | | |
| 1.8 GTI (132 kW) Eng.AUQ 1/07-12/10 | | | | | | | | | | | | | | | | | | | | |
| 19-2318 | | | F | | | | | | | 40 | 74 | | | | | | 40 | | | |
| 19-2499 | | | R | | | | 43 | | | 30 | | 120 | | | | | 63,5 | | | |
| Golf I (17) 4/74-7/85 | | | | | | | | | | | | | | | | | | | | |
| 1.1 (37 kW) Eng.FA, GG 4/74-7/83 | | | | | | | | | | | | | | | | | | | | |
| 19-2222 | | | F | | | | | | | 34 | 64 | | | | | | 37 | | | |
| 19-2500 | | | R | | | | | | | 17,46 | 50,29 | | | | | | 14,73 | | | |
| 1.1 (38 kW) Eng.FJ 8/76-7/80 | | | | | | | | | | | | | | | | | | | | |
| 19-2222 | | | F | | | | | | | 34 | 64 | | | | | | 37 | | | |
| 19-2500 | | | R | | | | | | | 17,46 | 50,29 | | | | | | 14,73 | | | |
| 1.3 (43 kW) Eng.GS 8/82-12/83 | | | | | | | | | | | | | | | | | | | | |
| 19-2222 | | | F | | | | | | | 34 | 64 | | | | | | 37 | | | |
| 19-2500 | | | R | | | | | | | 17,46 | 50,29 | | | | | | 14,73 | | | |
| 1.3 (44 kW) Eng.GF 8/79-7/83 | | | | | | | | | | | | | | | | | | | | |
| 19-2222 | | | F | | | | | | | 34 | 64 | | | | | | 37 | | | |
| 19-2500 | | | R | | | | | | | 17,46 | 50,29 | | | | | | 14,73 | | | |
| 1.5 (51 kW) Eng.FH 4/74-12/75 | | | | | | | | | | | | | | | | | | | | |
| 19-2222 | | | F | | | | | | | 34 | 64 | | | | | | 37 | | | |
| 19-2500 | | | R | | | | | | | 17,46 | 50,29 | | | | | | 14,73 | | | |
| 1.5 (51 kW) Eng.JB 8/77-7/83 | | | | | | | | | | | | | | | | | | | | |
| 19-2222 | | | F | | | | | | | 34 | 64 | | | | | | 37 | | | |
| 19-2500 | | | R | | | | | | | 17,46 | 50,29 | | | | | | 14,73 | | | |
| 1.5 D (37 kW) Eng.CK 8/76-7/80 | | | | | | | | | | | | | | | | | | | | |
| 19-2222 | | | F | | | | | | | 34 | 64 | | | | | | 37 | | | |
| 19-2500 | | | R | | | | | | | 17,46 | 50,29 | | | | | | 14,73 | | | |

VOLKSWAGEN

| METELLI ref | Spare Parts | | F/R | L/R | | | ABS | A | B | C | D | E | F | G | H | I | L | M | Fig | NOTE |
|--|-------------|--|-----|-----|--|--|-----|---|---|-------|-------|---|---|---|---|---|---|---|-------|------|
| 1.6 (51 kW) Eng.FT 8/75-7/77 | | | | | | | | | | | | | | | | | | | | |
| 19-2222 | | | F | | | | | | | 34 | 64 | | | | | | | | 37 | |
| 1.6 (55 kW) Eng.EM, FN, FP 8/75-2/84 | | | | | | | | | | | | | | | | | | | | |
| 19-2222 | | | F | | | | | | | 34 | 64 | | | | | | | | 37 | |
| 19-2500 | | | R | | | | | | | 17,46 | 50,29 | | | | | | | | 14,73 | |
| 1.6 (55 kW) Eng.EW, HN 1/83-2/84 | | | | | | | | | | | | | | | | | | | | |
| 19-2222 | | | F | | | | | | | 34 | 64 | | | | | | | | 37 | |
| 19-2500 | | | R | | | | | | | 17,46 | 50,29 | | | | | | | | 14,73 | |
| 1.6 D (40 kW) Eng.CR (08.80-07.82), JK (08.82-07.83) 8/80-7/83 | | | | | | | | | | | | | | | | | | | | |
| 19-2222 | | | F | | | | | | | 34 | 64 | | | | | | | | 37 | |
| 19-2500 | | | R | | | | | | | 17,46 | 50,29 | | | | | | | | 14,73 | |
| 1.6 GTI (81 kW) Eng.EG 8/76-7/82 | | | | | | | | | | | | | | | | | | | | |
| 19-2222 | | | F | | | | | | | 34 | 64 | | | | | | | | 37 | |
| 19-2500 | | | R | | | | | | | 17,46 | 50,29 | | | | | | | | 14,73 | |
| 1.6 TD (51 kW) Eng.CY 3/82-7/83 | | | | | | | | | | | | | | | | | | | | |
| 19-2222 | | | F | | | | | | | 34 | 64 | | | | | | | | 37 | |
| 19-2500 | | | R | | | | | | | 17,46 | 50,29 | | | | | | | | 14,73 | |
| 1.8 GTI (82 kW) Eng.DX, JJ 8/82-12/83 | | | | | | | | | | | | | | | | | | | | |
| 19-2222 | | | F | | | | | | | 34 | 64 | | | | | | | | 37 | |
| 19-2500 | | | R | | | | | | | 17,46 | 50,29 | | | | | | | | 14,73 | |
| Golf I Cabrio (155) 1/79-4/93 | | | | | | | | | | | | | | | | | | | | |
| 1.3 (40 kW) Eng.HK (08.83-07.85) 8/83-7/86 | | | | | | | | | | | | | | | | | | | | |
| 19-2222 | | | F | | | | | | | 34 | 64 | | | | | | | | 37 | |
| 19-2500 | | | R | | | | | | | 17,46 | 50,29 | | | | | | | | 14,73 | |
| 1.5 (51 kW) Eng.JB 1/79-11/83 | | | | | | | | | | | | | | | | | | | | |
| 19-2222 | | | F | | | | | | | 34 | 64 | | | | | | | | 37 | |
| 19-2500 | | | R | | | | | | | 17,46 | 50,29 | | | | | | | | 14,73 | |

VOLKSWAGEN

| METELLI ref | Spare Parts | | F/R | L/R | | | ABS | A | B | C | D | E | F | G | H | I | L | M | Fig | NOTE |
|--|-------------|--|-----|-----|--|--|-----|---|---|-------|-------|---|---|---|---|---|---|-------|-----|------|
| 1.6 (53 kW) Eng.RE 4/86-2/90 | | | | | | | | | | | | | | | | | | | | |
| 19-2222 | | | F | | | | | | | 34 | 64 | | | | | | | 37 | | |
| 19-2500 | | | R | | | | | | | 17,46 | 50,29 | | | | | | | 14,73 | | |
| 1.6 (55 kW) Eng.EM 8/79-7/83 | | | | | | | | | | | | | | | | | | | | |
| 19-2222 | | | F | | | | | | | 34 | 64 | | | | | | | 37 | | |
| 19-2500 | | | R | | | | | | | 17,46 | 50,29 | | | | | | | 14,73 | | |
| 1.6 (55 kW) Eng.EW, HN 8/83-4/92 | | | | | | | | | | | | | | | | | | | | |
| 19-2222 | | | F | | | | | | | 34 | 64 | | | | | | | 37 | | |
| 19-2500 | | | R | | | | | | | 17,46 | 50,29 | | | | | | | 14,73 | | |
| 1.6 (81 kW) Eng.EG 8/79-7/82 | | | | | | | | | | | | | | | | | | | | |
| 19-2222 | | | F | | | | | | | 34 | 64 | | | | | | | 37 | | |
| 19-2500 | | | R | | | | | | | 17,46 | 50,29 | | | | | | | 14,73 | | |
| 1.8 (66 kW) Eng.EX 8/83-9/92 | | | | | | | | | | | | | | | | | | | | |
| 19-2222 | | | F | | | | | | | 34 | 64 | | | | | | | 37 | | |
| 19-2500 | | | R | | | | | | | 17,46 | 50,29 | | | | | | | 14,73 | | |
| 1.8 (70 kW) Eng.JH (11.85-12.92) 8/83-4/93 | | | | | | | | | | | | | | | | | | | | |
| 19-2222 | | | F | | | | | | | 34 | 64 | | | | | | | 37 | | |
| 19-2500 | | | R | | | | | | | 17,46 | 50,29 | | | | | | | 14,73 | | |
| 1.8 (72 kW) Eng.2H 8/89-3/93 | | | | | | | | | | | | | | | | | | | | |
| 19-2222 | | | F | | | | | | | 34 | 64 | | | | | | | 37 | | |
| 19-2500 | | | R | | | | | | | 17,46 | 50,29 | | | | | | | 14,73 | | |
| 1.8 (82 kW) Eng.DX (08.82-07.84), EV (01.84-04.87), KT, PB (01.87- 8/82-12/89) | | | | | | | | | | | | | | | | | | | | |
| 19-2222 | | | F | | | | | | | 34 | 64 | | | | | | | 37 | | |
| 19-2500 | | | R | | | | | | | 17,46 | 50,29 | | | | | | | 14,73 | | |
| 1.8 (82 kW) Eng.DX 8/83-12/92 | | | | | | | | | | | | | | | | | | | | |
| 19-2222 | | | F | | | | | | | 34 | 64 | | | | | | | 37 | | |
| 19-2500 | | | R | | | | | | | 17,46 | 50,29 | | | | | | | 14,73 | | |

VOLKSWAGEN

| METELLI ref | Spare Parts | | F/R | L/R | | | ABS | A | B | C | D | E | F | G | H | I | L | M | Fig | NOTE |
|---|-------------|--------|-----|-----|--|--|-----|---|---|-------|-------|---|---|---|---|---|---|---|-------|------|
| Golf II (19E, 1G1) 8/83-12/92 | | | | | | | | | | | | | | | | | | | | |
| 1.0 (33 kW) Eng.GN 11/83-8/85 | | | | | | | | | | | | | | | | | | | | |
| 19-2222 | | -12/84 | F | | | | | | | 34 | 64 | | | | | | | | 37 | |
| 19-2223 | | 01/84- | F | | | | | | | 35 | 66 | | | | | | | | 37 | |
| 19-2500 | | | R | | | | | | | 17,46 | 50,29 | | | | | | | | 14,73 | |
| 1.0 (37 kW) Eng.HZ (08.85-10.91) 8/85-10/91 | | | | | | | | | | | | | | | | | | | | |
| 19-2223 | | -12/87 | F | | | | | | | 35 | 66 | | | | | | | | 37 | |
| 19-2224 | | 01/88- | F | | | | | | | 40 | 72 | | | | | | | | 37 | |
| 19-2500 | | | R | | | | | | | 17,46 | 50,29 | | | | | | | | 14,73 | |
| 1.3 (37 kW) Eng.NU (08.85-) 8/85-12/87 | | | | | | | | | | | | | | | | | | | | |
| 19-2223 | | | F | | | | | | | 35 | 66 | | | | | | | | 37 | |
| 19-2500 | | | R | | | | | | | 17,46 | 50,29 | | | | | | | | 14,73 | |
| 1.3 (40 kW) Eng.HK (08.83-07.85), MH 8/83-6/87 | | | | | | | | | | | | | | | | | | | | |
| 19-2222 | | -12/84 | F | | | | | | | 34 | 64 | | | | | | | | 37 | |
| 19-2223 | | 01/84- | F | | | | | | | 35 | 66 | | | | | | | | 37 | |
| 19-2500 | | | R | | | | | | | 17,46 | 50,29 | | | | | | | | 14,73 | |
| 1.3 (43 kW) Eng.GT (08.83-) 8/83-10/86 | | | | | | | | | | | | | | | | | | | | |
| 19-2222 | | -12/84 | F | | | | | | | 34 | 64 | | | | | | | | 37 | |
| 19-2223 | | 01/84- | F | | | | | | | 35 | 66 | | | | | | | | 37 | |
| 19-2500 | | | R | | | | | | | 17,46 | 50,29 | | | | | | | | 14,73 | |
| 1.3 Cat (40 kW) Eng.2G (08.89-07.92), MH (06.86-12.88), NZ (02.87-07.9 6/86-12/92 | | | | | | | | | | | | | | | | | | | | |
| 19-2223 | | -12/87 | F | | | | | | | 35 | 66 | | | | | | | | 37 | |
| 19-2224 | | 01/88- | F | | | | | | | 40 | 72 | | | | | | | | 37 | |
| 19-2500 | | | R | | | | | | | 17,46 | 50,29 | | | | | | | | 14,73 | |
| 1.6 (51 kW) Eng.EZA, PN 8/86-7/91 | | | | | | | | | | | | | | | | | | | | |
| 19-2223 | | -12/87 | F | | | | | | | 35 | 66 | | | | | | | | 37 | |
| 19-2224 | | 01/88- | F | | | | | | | 40 | 72 | | | | | | | | 37 | |
| 19-2500 | | | R | | | | | | | 17,46 | 50,29 | | | | | | | | 14,73 | |

VOLKSWAGEN

| METELLI ref | Spare Parts | | F/R | L/R | | | ABS | A | B | C | D | E | F | G | H | I | L | M | Fig | NOTE |
|--|-------------|-------------|-----|-----|--|--|-----|---|---|-------|-------|---|---|---|---|---|---|---|-------|------|
| 1.6 (51 kW) Eng.PN 10/86-12/92 | | | | | | | | | | | | | | | | | | | | |
| 19-2223 | | -12/87 | F | | | | | | | 35 | 66 | | | | | | | | 37 | |
| 19-2224 | | 01/88- | F | | | | | | | 40 | 72 | | | | | | | | 37 | |
| 19-2500 | | | R | | | | | | | 17,46 | 50,29 | | | | | | | | 14,73 | |
| 1.6 (53 kW) Eng.RF 2/86-10/91 | | | | | | | | | | | | | | | | | | | | |
| 19-2223 | | -12/87 | F | | | | | | | 35 | 66 | | | | | | | | 37 | |
| 19-2224 | | 01/88- | F | | | | | | | 40 | 72 | | | | | | | | 37 | |
| 19-2500 | | | R | | | | | | | 17,46 | 50,29 | | | | | | | | 14,73 | |
| 1.6 (55 kW) Eng.ABN, EZ, HM 8/83-7/92 | | | | | | | | | | | | | | | | | | | | |
| 19-2222 | | -12/84 | F | | | | | | | 34 | 64 | | | | | | | | 37 | |
| 19-2223 | | 01/84-12/87 | F | | | | | | | 35 | 66 | | | | | | | | 37 | |
| 19-2224 | | 01/88- | F | | | | | | | 40 | 72 | | | | | | | | 37 | |
| 19-2500 | | | R | | | | | | | 17,46 | 50,29 | | | | | | | | 14,73 | |
| 1.6 D (37 kW) Eng.ME 8/83-10/91 | | | | | | | | | | | | | | | | | | | | |
| 19-2500 | | | R | | | | | | | 17,46 | 50,29 | | | | | | | | 14,73 | |
| 1.6 D (40 kW) Eng.JP, ME (05.88-10.91) 8/83-10/91 | | | | | | | | | | | | | | | | | | | | |
| 19-2222 | | -12/84 | F | | | | | | | 34 | 64 | | | | | | | | 37 | |
| 19-2223 | | 01/84-12/87 | F | | | | | | | 35 | 66 | | | | | | | | 37 | |
| 19-2224 | | 01/88- | F | | | | | | | 40 | 72 | | | | | | | | 37 | |
| 19-2500 | | | R | | | | | | | 17,46 | 50,29 | | | | | | | | 14,73 | |
| 1.6 TD (44 kW) Eng.1V (08.89-10.91) 8/89-10/91 | | | | | | | | | | | | | | | | | | | | |
| 19-2224 | | | F | | | | | | | 40 | 72 | | | | | | | | 37 | |
| 19-2500 | | | R | | | | | | | 17,46 | 50,29 | | | | | | | | 14,73 | |
| 1.6 TD (51 kW) Eng.JR, MF (05.88-10.91) 8/83-10/91 | | | | | | | | | | | | | | | | | | | | |
| 19-2222 | | -12/84 | F | | | | | | | 34 | 64 | | | | | | | | 37 | |
| 19-2223 | | 01/84-12/87 | F | | | | | | | 35 | 66 | | | | | | | | 37 | |
| 19-2224 | | 01/88- | F | | | | | | | 40 | 72 | | | | | | | | 37 | |
| 19-2500 | | | R | | | | | | | 17,46 | 50,29 | | | | | | | | 14,73 | |

VOLKSWAGEN

| METELLI ref | Spare Parts | | F/R | L/R | | | ABS | A | B | C | D | E | F | G | H | I | L | M | Fig | NOTE |
|--|-------------|--------|-----|-----|--|--|-----|---|---|-------|-------|---|---|---|---|---|-------|---|-----|------|
| 19-2224 | | 01/88- | F | | | | | | | 40 | 72 | | | | | | 37 | | | |
| 19-2500 | | | R | | | | | | | 17,46 | 50,29 | | | | | | 14,73 | | | |
| 1.8 GTI Cat (79 kW) Eng.PF (01.87-10.91) 1/87-10/91 | | | | | | | | | | | | | | | | | | | | |
| 19-2223 | | -12/87 | F | | | | | | | 35 | 66 | | | | | | 37 | | | |
| 19-2224 | | 01/88- | F | | | | | | | 40 | 72 | | | | | | 37 | | | |
| 19-2500 | | | R | | | | | | | 17,46 | 50,29 | | | | | | 14,73 | | | |
| 1.8 GTI G60 (118 kW) Eng.PG 4/90-7/91 | | | | | | | | | | | | | | | | | | | | |
| 19-2224 | | | F | | | | | | | 40 | 72 | | | | | | 37 | | | |
| 19-2500 | | | R | | | | | | | 17,46 | 50,29 | | | | | | 14,73 | | | |
| 1.8 GTI G60 Syncro (118 kW) Eng.1H (08.88-03.90), PG (04.90-07.91) 8/88-12/91 | | | | | | | | | | | | | | | | | | | | |
| 19-2102 | | | R | | | | | | | 39 | 68 | | | | | | 37 | | | |
| 19-2224 | | | F | | | | | | | 40 | 72 | | | | | | 37 | | | |
| 1.8 i Cat (66 kW) Eng.GX, RP 8/87-10/91 | | | | | | | | | | | | | | | | | | | | |
| 19-2223 | | -12/87 | F | | | | | | | 35 | 66 | | | | | | 37 | | | |
| 19-2224 | | 01/88- | F | | | | | | | 40 | 72 | | | | | | 37 | | | |
| 19-2500 | | | R | | | | | | | 17,46 | 50,29 | | | | | | 14,73 | | | |
| 1.8 i Cat Syncro (66 kW) Eng.GX, RP (08.87-10.91) 8/87-10/91 | | | | | | | | | | | | | | | | | | | | |
| 19-2102 | | | R | | | | | | | 39 | 68 | | | | | | 37 | | | |
| 19-2223 | | -12/87 | F | | | | | | | 35 | 66 | | | | | | 37 | | | |
| 19-2224 | | 01/88- | F | | | | | | | 40 | 72 | | | | | | 37 | | | |
| 1.8 Syncro (66 kW) Eng.GU (02.86-07.91), GX (02.86-07.88) 2/86-7/91 | | | | | | | | | | | | | | | | | | | | |
| 19-2102 | | | R | | | | | | | 39 | 68 | | | | | | 37 | | | |
| 19-2223 | | -12/87 | F | | | | | | | 35 | 66 | | | | | | 37 | | | |
| 19-2224 | | 01/88- | F | | | | | | | 40 | 72 | | | | | | 37 | | | |
| 1.8 Syncro (72 kW) Eng.1P 8/88-7/91 | | | | | | | | | | | | | | | | | | | | |
| 19-2102 | | | R | | | | | | | 39 | 68 | | | | | | 37 | | | |
| 19-2224 | | | F | | | | | | | 40 | 72 | | | | | | 37 | | | |

VOLKSWAGEN

| METELLI ref | Spare Parts | | F/R | L/R | | | ABS | A | B | C | D | E | F | G | H | I | L | M | Fig | NOTE |
|---|-------------|--|-----|-----|--|--|-----|---|---|-------|-------|---|---|---|---|---|---|-------|-----|------|
| 2.0 (57 kW) Eng.- 8/85-7/92 | | | | | | | | | | | | | | | | | | | | |
| 19-2500 | | | R | | | | | | | 17,46 | 50,29 | | | | | | | 14,73 | | |
| Golf III (1H1) 8/91-4/99 | | | | | | | | | | | | | | | | | | | | |
| 1.3 (40 kW) Eng.2G 8/91-7/92 | | | | | | | | | | | | | | | | | | | | |
| 19-2224 | | | F | | | | | | | 40 | 72 | | | | | | | 37 | | |
| 1.4 (40 kW) Eng.ABD, AEX 11/91-8/97 | | | | | | | | | | | | | | | | | | | | |
| 19-2224 | | | F | | | | | | | 40 | 72 | | | | | | | 37 | | |
| 19-2500 | | | R | | | | | | | 17,46 | 50,29 | | | | | | | 14,73 | | |
| 1.4 (44 kW) Eng.ABD (10.91-07.95), AEX (07.95-) 10/91-8/97 | | | | | | | | | | | | | | | | | | | | |
| 19-2224 | | | F | | | | | | | 40 | 72 | | | | | | | 37 | | |
| 19-2500 | | | R | | | | | | | 17,46 | 50,29 | | | | | | | 14,73 | | |
| 1.6 (55 kW) Eng.ABU (09.92-09.94), AEA (10.94-06.95), AEE (07.95- 9/92-8/97 | | | | | | | | | | | | | | | | | | | | |
| 19-2224 | | | F | | | | | | | 40 | 72 | | | | | | | 37 | | |
| 19-2500 | | | R | | | | | | | 17,46 | 50,29 | | | | | | | 14,73 | | |
| 1.6 (74 kW) Eng.AEK (07.95-12.95), AFT (12.95-), AKS (05.97-) 7/95-8/97 | | | | | | | | | | | | | | | | | | | | |
| 19-2224 | | | F | | | | | | | 40 | 72 | | | | | | | 37 | | |
| 19-2500 | | | R | | | | | | | 17,46 | 50,29 | | | | | | | 14,73 | | |
| 1.8 (55 kW) Eng.AAM (11.91-) 11/91-8/97 | | | | | | | | | | | | | | | | | | | | |
| 19-2224 | | | F | | | | | | | 40 | 72 | | | | | | | 37 | | |
| 19-2500 | | | R | | | | | | | 17,46 | 50,29 | | | | | | | 14,73 | | |
| 1.8 (66 kW) Eng.ABS (11.91-09.94), ACC, ADD, ADZ (10.94-) 11/91-8/97 | | | | | | | | | | | | | | | | | | | | |
| 19-2224 | | | F | | | | | | | 40 | 72 | | | | | | | 37 | | |
| 19-2500 | | | R | | | | | | | 17,46 | 50,29 | | | | | | | 14,73 | | |
| 1.8 Syncro (1HX1) (66 kW) Eng.ABS (01.93-09.94), ADZ (10.94-) 1/93-8/97 | | | | | | | | | | | | | | | | | | | | |
| 19-2102 | | | R | | | | | | | 39 | 68 | | | | | | | 37 | | |
| 19-2224 | | | F | | | | | | | 40 | 72 | | | | | | | 37 | | |
| 1.9 D (47 kW) Eng.1Y 11/91-8/97 | | | | | | | | | | | | | | | | | | | | |
| 19-2224 | | | F | | | | | | | 40 | 72 | | | | | | | 37 | | |

VOLKSWAGEN

| METELLI ref | Spare Parts | | F/R | L/R | | | ABS | A | B | C | D | E | F | G | H | I | L | M | Fig | NOTE |
|---|-------------|--|-----|-----|--|--|-----|---|---|-------|-------|---|---|---|---|---|-------|---|-----|---------------|
| 19-2500 | | | R | | | | | | | 17,46 | 50,29 | | | | | | 14,73 | | | |
| 1.9 SDI (47 kW) Eng.AEY (04.97-.) 7/95-8/97 | | | | | | | | | | | | | | | | | | | | |
| 19-2224 | | | F | | | | | | | 40 | 72 | | | | | | 37 | | | |
| 19-2500 | | | R | | | | | | | 17,46 | 50,29 | | | | | | 14,73 | | | |
| 1.9 TD,GTD (55 kW) Eng.AAZ 11/91-8/97 | | | | | | | | | | | | | | | | | | | | |
| 19-2224 | | | F | | | | | | | 40 | 72 | | | | | | 37 | | | |
| 19-2500 | | | R | | | | | | | 17,46 | 50,29 | | | | | | 14,73 | | | |
| 1.9 TDI (66 kW) Eng.1Z, AHU, ALE (11.97-.) 8/93-8/97 | | | | | | | | | | | | | | | | | | | | |
| 19-2224 | | | F | | | | | | | 40 | 72 | | | | | | 37 | | | Only Eng. AFN |
| 19-2225 | | | F | | | | | | | 40 | 72,1 | | | | | | 37 | | | Eng. AFN |
| 19-2500 | | | R | | | | | | | 17,46 | 50,29 | | | | | | 14,73 | | | |
| 1.9 TDI (81 kW) Eng.AFN 4/96-8/97 | | | | | | | | | | | | | | | | | | | | |
| 19-2224 | | | F | | | | | | | 40 | 72 | | | | | | 37 | | | Only Eng. AFN |
| 19-2225 | | | F | | | | | | | 40 | 72,1 | | | | | | 37 | | | Eng. AFN |
| 19-2500 | | | R | | | | | | | 17,46 | 50,29 | | | | | | 14,73 | | | |
| 1.9 TDI Syncro (1HX1) (66 kW) Eng.1Z, AHU, ALE (11.97-.) 8/95-8/97 | | | | | | | | | | | | | | | | | | | | |
| 19-2102 | | | R | | | | | | | 39 | 68 | | | | | | 37 | | | |
| 19-2224 | | | F | | | | | | | 40 | 72 | | | | | | 37 | | | |
| 2.0 (62 kW) Eng.AAC 8/92-7/98 | | | | | | | | | | | | | | | | | | | | |
| 19-2224 | | | F | | | | | | | 40 | 72 | | | | | | 37 | | | |
| 19-2500 | | | R | | | | | | | 17,46 | 50,29 | | | | | | 14,73 | | | |
| 2.0 (85 kW) Eng.2E (11.91-09.94), ABA, ADC, ADY (10.94-07.95), AGG 11/91-8/97 | | | | | | | | | | | | | | | | | | | | |
| 19-2224 | | | F | | | | | | | 40 | 72 | | | | | | 37 | | | |
| 19-2500 | | | R | | | | | | | 17,46 | 50,29 | | | | | | 14,73 | | | |
| 2.0 GL (79 kW) Eng.AEP 8/95-9/97 | | | | | | | | | | | | | | | | | | | | |
| 19-2224 | | | F | | | | | | | 40 | 72 | | | | | | 37 | | | |
| 19-2500 | | | R | | | | | | | 17,46 | 50,29 | | | | | | 14,73 | | | |
| 2.0 GTI 16V (110 kW) Eng.ABF (08.92-.) 8/92-8/97 | | | | | | | | | | | | | | | | | | | | |
| 19-2225 | | | F | | | | | | | 40 | 72,1 | | | | | | 37 | | | |

VOLKSWAGEN

| METELLI ref | Spare Parts | | F/R | L/R | | | ABS | A | B | C | D | E | F | G | H | I | L | M | Fig | NOTE |
|---|-------------|--|-----|-----|--|--|-----|---|---|-------|-------|---|---|---|---|---|-------|---|-----|------|
| 19-2500 | | | R | | | | | | | 17,46 | 50,29 | | | | | | 14,73 | | | |
| 2.0 Syncro (1HX1) (85 kW) Eng.AGG (08.95-.) 8/95-8/97 | | | | | | | | | | | | | | | | | | | | |
| 19-2102 | | | R | | | | | | | 39 | 68 | | | | | | 37 | | | |
| 19-2224 | | | F | | | | | | | 40 | 72 | | | | | | 37 | | | |
| 2.8 VR6 (120 kW) Eng.AAA 8/95-9/97 | | | | | | | | | | | | | | | | | | | | |
| 19-2225 | | | F | | | | | | | 40 | 72,1 | | | | | | 37 | | | |
| 19-2500 | | | R | | | | | | | 17,46 | 50,29 | | | | | | 14,73 | | | |
| 2.8 VR6 (128 kW) Eng.AAA 1/92-8/97 | | | | | | | | | | | | | | | | | | | | |
| 19-2225 | | | F | | | | | | | 40 | 72,1 | | | | | | 37 | | | |
| 19-2500 | | | R | | | | | | | 17,46 | 50,29 | | | | | | 14,73 | | | |
| 2.9 VR6 Syncro (1HX1) (140 kW) Eng.ABV (10.94-.) 10/94-8/97 | | | | | | | | | | | | | | | | | | | | |
| 19-2224 | | | R | | | | | | | 40 | 72 | | | | | | 37 | | | |
| 19-2225 | | | F | | | | | | | 40 | 72,1 | | | | | | 37 | | | |
| Golf III Cabrio (1E7) 7/93-5/98 | | | | | | | | | | | | | | | | | | | | |
| 1.6 (74 kW) Eng.AEK (10.94-12.95), AFT (12.95-.), AKS (04.97-.) 10/94-2/98 | | | | | | | | | | | | | | | | | | | | |
| 19-2224 | | | F | | | | | | | 40 | 72 | | | | | | 37 | | | |
| 19-2500 | | | R | | | | | | | 17,46 | 50,29 | | | | | | 14,73 | | | |
| 1.8 (55 kW) Eng.AAM (07.93-.), ANN 7/93-5/98 | | | | | | | | | | | | | | | | | | | | |
| 19-2224 | | | F | | | | | | | 40 | 72 | | | | | | 37 | | | |
| 19-2500 | | | R | | | | | | | 17,46 | 50,29 | | | | | | 14,73 | | | |
| 1.8 (66 kW) Eng.ABS (07.93-07.95), ADZ (07.95-.), ANP 7/93-5/98 | | | | | | | | | | | | | | | | | | | | |
| 19-2224 | | | F | | | | | | | 40 | 72 | | | | | | 37 | | | |
| 19-2500 | | | R | | | | | | | 17,46 | 50,29 | | | | | | 14,73 | | | |
| 1.9 TDI (66 kW) Eng.1Z, AHU, ALE 8/95-5/98 | | | | | | | | | | | | | | | | | | | | |
| 19-2224 | | | F | | | | | | | 40 | 72 | | | | | | 37 | | | |
| 19-2500 | | | R | | | | | | | 17,46 | 50,29 | | | | | | 14,73 | | | |
| 1.9 TDI (81 kW) Eng.AFN 7/96-5/98 | | | | | | | | | | | | | | | | | | | | |
| 19-2224 | | | F | | | | | | | 40 | 72 | | | | | | 37 | | | |

VOLKSWAGEN

| METELLI ref | Spare Parts | | F/R | L/R | | | ABS | A | B | C | D | E | F | G | H | I | L | M | Fig | NOTE |
|--|-------------|--|-----|-----|--|--|-----|---|---|-------|-------|---|---|---|---|---|-------|---|-----|------|
| 19-2500 | | | R | | | | | | | 17,46 | 50,29 | | | | | | 14,73 | | | |
| 2.0 (85 kW) Eng.2E (07.93-09.94), ABA, ADY (10.94-07.95), AGG (07. 7/93-5/98 | | | | | | | | | | | | | | | | | | | | |
| 19-2224 | | | F | | | | | | | 40 | 72 | | | | | | 37 | | | |
| 19-2500 | | | R | | | | | | | 17,46 | 50,29 | | | | | | 14,73 | | | |
| Golf III Variant (1H5) 11/91-4/99 | | | | | | | | | | | | | | | | | | | | |
| 1.4 (40 kW) Eng.ABD (-06.95), AEX (07.95-) 7/93-4/99 | | | | | | | | | | | | | | | | | | | | |
| 19-2224 | | | F | | | | | | | 40 | 72 | | | | | | 37 | | | |
| 19-2500 | | | R | | | | | | | 17,46 | 50,29 | | | | | | 14,73 | | | |
| 1.4 (44 kW) Eng.ABD (07.93-07.95), AEX (07.95-), APQ 7/93-4/99 | | | | | | | | | | | | | | | | | | | | |
| 19-2224 | | | F | | | | | | | 40 | 72 | | | | | | 37 | | | |
| 19-2500 | | | R | | | | | | | 17,46 | 50,29 | | | | | | 14,73 | | | |
| 1.6 (74 kW) Eng.AEK (07.94-12.95), AFT (01.96-), AKS (04.97-) 7/94-4/99 | | | | | | | | | | | | | | | | | | | | |
| 19-2224 | | | F | | | | | | | 40 | 72 | | | | | | 37 | | | |
| 19-2500 | | | R | | | | | | | 17,46 | 50,29 | | | | | | 14,73 | | | |
| 1.8 (55 kW) Eng.AAM (07.93-), ANN 7/93-4/99 | | | | | | | | | | | | | | | | | | | | |
| 19-2224 | | | F | | | | | | | 40 | 72 | | | | | | 37 | | | |
| 19-2500 | | | R | | | | | | | 17,46 | 50,29 | | | | | | 14,73 | | | |
| 1.8 (66 kW) Eng.ABS (07.93-09.94), ADZ (10.94-), ANP 7/93-4/99 | | | | | | | | | | | | | | | | | | | | |
| 19-2224 | | | F | | | | | | | 40 | 72 | | | | | | 37 | | | |
| 19-2500 | | | R | | | | | | | 17,46 | 50,29 | | | | | | 14,73 | | | |
| 1.8 Syncro (66 kW) Eng.ADZ (10.94-) 10/94-4/99 | | | | | | | | | | | | | | | | | | | | |
| 19-2102 | | | R | | | | | | | 39 | 68 | | | | | | 37 | | | |
| 19-2224 | | | F | | | | | | | 40 | 72 | | | | | | 37 | | | |
| 1.9 D (47 kW) Eng.1Y 7/93-4/99 | | | | | | | | | | | | | | | | | | | | |
| 19-2224 | | | F | | | | | | | 40 | 72 | | | | | | 37 | | | |
| 19-2500 | | | R | | | | | | | 17,46 | 50,29 | | | | | | 14,73 | | | |
| 1.9 SDI (47 kW) Eng.AEY (04.97-) 7/95-4/99 | | | | | | | | | | | | | | | | | | | | |
| 19-2224 | | | F | | | | | | | 40 | 72 | | | | | | 37 | | | |

VOLKSWAGEN

| METELLI ref | Spare Parts | | F/R | L/R | | ABS | A | B | C | D | E | F | G | H | I | L | M | Fig | NOTE |
|--|-------------|--|-----|-----|--|-----|---|---|-------|-------|---|---|---|---|---|-------|---|-----|---------------|
| 19-2500 | | | R | | | | | | 17,46 | 50,29 | | | | | | 14,73 | | | |
| 1.9 TD (55 kW) Eng.AAZ 7/93-4/99 | | | | | | | | | | | | | | | | | | | |
| 19-2224 | | | F | | | | | | 40 | 72 | | | | | | 37 | | | Only Eng. AFN |
| 19-2225 | | | F | | | | | | 40 | 72,1 | | | | | | 37 | | | Eng. AFN |
| 19-2500 | | | R | | | | | | 17,46 | 50,29 | | | | | | 14,73 | | | |
| 1.9 TDI (66 kW) Eng.1Z, AHU, ALE (05.97-.) 3/94-4/99 | | | | | | | | | | | | | | | | | | | |
| 19-2224 | | | F | | | | | | 40 | 72 | | | | | | 37 | | | Only Eng. AFN |
| 19-2225 | | | F | | | | | | 40 | 72,1 | | | | | | 37 | | | Eng. AFN |
| 19-2500 | | | R | | | | | | 17,46 | 50,29 | | | | | | 14,73 | | | |
| 1.9 TDI (81 kW) Eng.AFN 4/96-4/99 | | | | | | | | | | | | | | | | | | | |
| 19-2224 | | | F | | | | | | 40 | 72 | | | | | | 37 | | | Only Eng. AFN |
| 19-2225 | | | F | | | | | | 40 | 72,1 | | | | | | 37 | | | Eng. AFN |
| 19-2500 | | | R | | | | | | 17,46 | 50,29 | | | | | | 14,73 | | | |
| 1.9 TDI Syncro (66 kW) Eng.1Z, AHU, ALE 7/95-4/99 | | | | | | | | | | | | | | | | | | | |
| 19-2102 | | | R | | | | | | 39 | 68 | | | | | | 37 | | | |
| 19-2224 | | | F | | | | | | 40 | 72 | | | | | | 37 | | | |
| 2.0 (79 kW) Eng.AEP 8/95-4/96 | | | | | | | | | | | | | | | | | | | |
| 19-2224 | | | F | | | | | | 40 | 72 | | | | | | 37 | | | |
| 19-2500 | | | R | | | | | | 17,46 | 50,29 | | | | | | 14,73 | | | |
| 2.0 (85 kW) Eng.2E (07.93-09.94), ADY (10.94-07.95), AGG (07.95-.) 7/93-4/99 | | | | | | | | | | | | | | | | | | | |
| 19-2224 | | | F | | | | | | 40 | 72 | | | | | | 37 | | | |
| 19-2500 | | | R | | | | | | 17,46 | 50,29 | | | | | | 14,73 | | | |
| 2.0 Syncro (85 kW) Eng.AGG (08.95-.) 8/95-4/99 | | | | | | | | | | | | | | | | | | | |
| 19-2102 | | | R | | | | | | 39 | 68 | | | | | | 37 | | | |
| 19-2224 | | | F | | | | | | 40 | 72 | | | | | | 37 | | | |
| 2.9 VR6 Syncro (140 kW) Eng.ABV (10.94-.) 10/94-4/99 | | | | | | | | | | | | | | | | | | | |
| 19-2224 | | | R | | | | | | 40 | 72 | | | | | | 37 | | | |

VOLKSWAGEN

| METELLI ref | Spare Parts | | F/R | L/R | | | ABS | A | B | C | D | E | F | G | H | I | L | M | Fig | NOTE |
|---|-------------|--|-----|-----|--|--|-----|---|---|----|------|-----|---|---|---|---|------|---|-----|------|
| 19-2225 | | | F | | | | | | | 40 | 72,1 | | | | | | 37 | | | |
| Golf IV (1J1) 8/97-1/70 | | | | | | | | | | | | | | | | | | | | |
| 1.4 16V (55 kW) Eng.AHW (08.97-), AKQ (08.97-), APE, AXP, BCA 10/97-5/04 | | | | | | | | | | | | | | | | | | | | |
| 19-1595 | | | F | | | | | | | 40 | 74 | | | | | | 40 | | | |
| 19-2499 | | | R | | | | 43 | | | 30 | | 120 | | | | | 63,5 | | | |
| 1.6 (74 kW) Eng.AEH (01.98-), AKL (08.97-), APF 8/97-5/04 | | | | | | | | | | | | | | | | | | | | |
| 19-1595 | | | F | | | | | | | 40 | 74 | | | | | | 40 | | | |
| 19-2499 | | | R | | | | 43 | | | 30 | | 120 | | | | | 63,5 | | | |
| 1.6 (75 kW) Eng.AVU, BFQ 8/00-6/05 | | | | | | | | | | | | | | | | | | | | |
| 19-1595 | | | F | | | | | | | 40 | 74 | | | | | | 40 | | | |
| 19-2499 | | | R | | | | 43 | | | 30 | | 120 | | | | | 63,5 | | | |
| 1.6 16V (77 kW) Eng.ATN, AUS, AZD, BCB 2/00-6/05 | | | | | | | | | | | | | | | | | | | | |
| 19-1595 | | | F | | | | | | | 40 | 74 | | | | | | 40 | | | |
| 19-2499 | | | R | | | | 43 | | | 30 | | 120 | | | | | 63,5 | | | |
| 1.6 FSI (81 kW) Eng.BAD 1/02-6/05 | | | | | | | | | | | | | | | | | | | | |
| 19-1595 | | | F | | | | | | | 40 | 74 | | | | | | 40 | | | |
| 19-2499 | | | R | | | | 43 | | | 30 | | 120 | | | | | 63,5 | | | |
| 1.8 (92 kW) Eng.AGN 8/97-6/05 | | | | | | | | | | | | | | | | | | | | |
| 19-1595 | | | F | | | | | | | 40 | 74 | | | | | | 40 | | | |
| 19-2499 | | | R | | | | 43 | | | 30 | | 120 | | | | | 63,5 | | | |
| 1.8 4motion (92 kW) Eng.AGN 5/98-6/05 | | | | | | | | | | | | | | | | | | | | |
| 19-1595 | | | F/R | | | | | | | 40 | 74 | | | | | | 40 | | | |
| 1.8 T (110 kW) Eng.AGU (08.97-), AQA (05.98-04.00), ARZ, AUM, AWD (0 8/97-6/05 | | | | | | | | | | | | | | | | | | | | |
| 19-1595 | | | F | | | | | | | 40 | 74 | | | | | | 40 | | | |
| 19-2499 | | | R | | | | 43 | | | 30 | | 120 | | | | | 63,5 | | | |
| 1.8 T GTI (132 kW) Eng.AUQ, AWP, BEK 8/01-6/05 | | | | | | | | | | | | | | | | | | | | |
| 19-2318 | | | F | | | | | | | 40 | 74 | | | | | | 40 | | | |
| 19-2499 | | | R | | | | 43 | | | 30 | | 120 | | | | | 63,5 | | | |

VOLKSWAGEN

| METELLI ref | Spare Parts | | F/R | L/R | | ABS | A | B | C | D | E | F | G | H | I | L | M | Fig | NOTE |
|--|-------------|--|-----|-----|--|-----|---|---|----|----|-----|---|---|---|---|------|---|-----|------|
| 1.9 TDI 4motion (96 kW) Eng.ASZ 11/00-6/05 | | | | | | | | | | | | | | | | | | | |
| 19-1595 | | | F/R | | | | | | 40 | 74 | | | | | | 40 | | | |
| 1.9 TDI 4motion (110 kW) Eng.ARL 2/00-6/05 | | | | | | | | | | | | | | | | | | | |
| 19-1595 | | | F/R | | | | | | 40 | 74 | | | | | | 40 | | | |
| 2.0 (85 kW) Eng.AEG, APK (08.98-), AQY, AVH, AZG, AZJ, BEJ, BER, 7/98-5/04 | | | | | | | | | | | | | | | | | | | |
| 19-1595 | | | F | | | | | | 40 | 74 | | | | | | 40 | | | |
| 19-2499 | | | R | | | 43 | | | 30 | | 120 | | | | | 63,5 | | | |
| 2.0 4motion (85 kW) Eng.AZH, AZJ 10/00-6/05 | | | | | | | | | | | | | | | | | | | |
| 19-1595 | | | F/R | | | | | | 40 | 74 | | | | | | 40 | | | |
| 2.0 BiFuel (85 kW) Eng.BEH 5/02-5/03 | | | | | | | | | | | | | | | | | | | |
| 19-1595 | | | F | | | | | | 40 | 74 | | | | | | 40 | | | |
| 19-2499 | | | R | | | 43 | | | 30 | | 120 | | | | | 63,5 | | | |
| 2.3 V5 (110 kW) Eng.AGZ (08.97-) 8/97-10/00 | | | | | | | | | | | | | | | | | | | |
| 19-1595 | | | F | | | | | | 40 | 74 | | | | | | 40 | | | |
| 19-2499 | | | R | | | 43 | | | 30 | | 120 | | | | | 63,5 | | | |
| 2.3 V5 (125 kW) Eng.AQN 10/00-6/05 | | | | | | | | | | | | | | | | | | | |
| 19-1595 | | | F | | | | | | 40 | 74 | | | | | | 40 | | | |
| 19-2499 | | | R | | | 43 | | | 30 | | 120 | | | | | 63,5 | | | |
| 2.3 V5 4motion (110 kW) Eng.AGZ (12.98-) 12/98-10/00 | | | | | | | | | | | | | | | | | | | |
| 19-1595 | | | F/R | | | | | | 40 | 74 | | | | | | 40 | | | |
| 2.3 V5 4motion (125 kW) Eng.AQN 10/00-6/05 | | | | | | | | | | | | | | | | | | | |
| 19-1595 | | | F/R | | | | | | 40 | 74 | | | | | | 40 | | | |
| 2.8 VR6 4motion (150 kW) Eng.AQP, AUE, BDE 3/99-6/05 | | | | | | | | | | | | | | | | | | | |
| 19-1595 | | | F/R | | | | | | 40 | 74 | | | | | | 40 | | | |
| 3.2 R32 4motion (177 kW) Eng.BFH, BJS, BML 9/02-6/05 | | | | | | | | | | | | | | | | | | | |
| 19-1595 | | | R | | | | | | 40 | 74 | | | | | | 40 | | | |
| 19-2318 | | | F | | | | | | 40 | 74 | | | | | | 40 | | | |

VOLKSWAGEN

| METELLI ref | Spare Parts | | F/R | L/R | | | ABS | A | B | C | D | E | F | G | H | I | L | M | Fig | NOTE |
|---|-------------|--|-----|-----|--|--|-----|---|---|----|----|-----|---|---|---|---|---|------|-----|------|
| 1.6 (75 kW) Eng.AVU, BFQ 8/00-6/06 | | | | | | | | | | | | | | | | | | | | |
| 19-1595 | | | F | | | | | | | 40 | 74 | | | | | | | 40 | | |
| 19-2499 | | | R | | | | 43 | | | 30 | | 120 | | | | | | 63,5 | | |
| 1.6 16V (77 kW) Eng.ATN, AUS, AZD, BCB 2/00-6/06 | | | | | | | | | | | | | | | | | | | | |
| 19-1595 | | | F | | | | | | | 40 | 74 | | | | | | | 40 | | |
| 19-2499 | | | R | | | | 43 | | | 30 | | 120 | | | | | | 63,5 | | |
| 1.6 FSI (81 kW) Eng.BAD 1/02-6/06 | | | | | | | | | | | | | | | | | | | | |
| 19-1595 | | | F | | | | | | | 40 | 74 | | | | | | | 40 | | |
| 19-2499 | | | R | | | | 43 | | | 30 | | 120 | | | | | | 63,5 | | |
| 1.8 4motion (92 kW) Eng.AGN 5/99-6/06 | | | | | | | | | | | | | | | | | | | | |
| 19-1595 | | | F/R | | | | | | | 40 | 74 | | | | | | | 40 | | |
| 1.8 T (110 kW) Eng.AGU (05.00-), ARZ, AUM (09.00-) 5/00-6/06 | | | | | | | | | | | | | | | | | | | | |
| 19-1595 | | | F | | | | | | | 40 | 74 | | | | | | | 40 | | |
| 19-2499 | | | R | | | | 43 | | | 30 | | 120 | | | | | | 63,5 | | |
| 1.9 SDI (50 kW) Eng.AGP (05.99-), AQM 5/99-6/06 | | | | | | | | | | | | | | | | | | | | |
| 19-1595 | | | F | | | | | | | 40 | 74 | | | | | | | 40 | | |
| 19-2499 | | | R | | | | 43 | | | 30 | | 120 | | | | | | 63,5 | | |
| 1.9 TDI (66 kW) Eng.AGR, ALH (05.99-) 5/99-5/06 | | | | | | | | | | | | | | | | | | | | |
| 19-1595 | | | F | | | | | | | 40 | 74 | | | | | | | 40 | | |
| 19-2499 | | | R | | | | 43 | | | 30 | | 120 | | | | | | 63,5 | | |
| 1.9 TDI (74 kW) Eng.ATD, AXR 9/00-6/06 | | | | | | | | | | | | | | | | | | | | |
| 19-1595 | | | F | | | | | | | 40 | 74 | | | | | | | 40 | | |
| 19-2499 | | | R | | | | 43 | | | 30 | | 120 | | | | | | 63,5 | | |
| 1.9 TDI (81 kW) Eng.AHF (05.99-), ASV 5/99-6/01 | | | | | | | | | | | | | | | | | | | | |
| 19-1595 | | | F | | | | | | | 40 | 74 | | | | | | | 40 | | |
| 19-2499 | | | R | | | | 43 | | | 30 | | 120 | | | | | | 63,5 | | |
| 1.9 TDI (85 kW) Eng.AJM, AUY 8/99-6/01 | | | | | | | | | | | | | | | | | | | | |
| 19-1595 | | | F | | | | | | | 40 | 74 | | | | | | | 40 | | |
| 19-2499 | | | R | | | | 43 | | | 30 | | 120 | | | | | | 63,5 | | |

VOLKSWAGEN

| METELLI ref | Spare Parts | | F/R | L/R | | ABS | A | B | C | D | E | F | G | H | I | L | M | Fig | NOTE |
|--|-------------|--------|-----|-----|--|-----|---|----|----|----|-------|---|---|---|---|------|---|-----|------|
| 2.3 V5 (125 kW) Eng.AQN (10.00-) 10/00-6/06 | | | | | | | | | | | | | | | | | | | |
| 19-1595 | | | F | | | | | | 40 | 74 | | | | | | 40 | | | |
| 19-2499 | | | R | | | 43 | | | 30 | | 120 | | | | | 63,5 | | | |
| 2.3 V5 4motion (110 kW) Eng.AGZ (05.99-) 5/99-6/06 | | | | | | | | | | | | | | | | | | | |
| 19-1595 | | | F/R | | | | | | 40 | 74 | | | | | | 40 | | | |
| 2.3 V5 4motion (125 kW) Eng.AQN (10.00-) 10/00-6/06 | | | | | | | | | | | | | | | | | | | |
| 19-1595 | | | F/R | | | | | | 40 | 74 | | | | | | 40 | | | |
| 2.8 V6 4motion (150 kW) Eng.AQP, AUE, BDE 5/99-6/06 | | | | | | | | | | | | | | | | | | | |
| 19-1595 | | | F/R | | | | | | 40 | 74 | | | | | | 40 | | | |
| Golf V (1K1) 10/03-2/09 | | | | | | | | | | | | | | | | | | | |
| 1.4 16V (55 kW) Eng.BCA (10.03-) 10/03-5/06 | | | | | | | | | | | | | | | | | | | |
| 19-2317 | | | F | | | | | | | | 137 | | | | | 84 | | | |
| 19-2704 | | | R | | | | | | | | 136,9 | | | | | | | | |
| 19-2705 | | 12/03- | R | | | | | 30 | | | 136,5 | | | | | | | | |
| 19-2780 | | 06/05- | F | | | | | | | | 136 | | | | | 84 | | | |
| 1.4 16V (59 kW) Eng.BUD 5/06-11/08 | | | | | | | | | | | | | | | | | | | |
| 19-2317 | | | F | | | | | | | | 137 | | | | | 84 | | | |
| 19-2704 | | | R | | | | | | | | 136,9 | | | | | | | | |
| 19-2705 | | | R | | | | | 30 | | | 136,5 | | | | | | | | |
| 19-2780 | | | F | | | | | | | | 136 | | | | | 84 | | | |
| 1.4 FSI (66 kW) Eng.BKG (10.03-), BLN 10/03-7/06 | | | | | | | | | | | | | | | | | | | |
| 19-2317 | | | F | | | | | | | | 137 | | | | | 84 | | | |
| 19-2704 | | | R | | | | | | | | 136,9 | | | | | | | | |
| 19-2705 | | 12/03- | R | | | | | 30 | | | 136,5 | | | | | | | | |
| 19-2780 | | 06/05- | F | | | | | | | | 136 | | | | | 84 | | | |
| 1.4 TSI (90 kW) Eng.CAXA 5/07-11/08 | | | | | | | | | | | | | | | | | | | |
| 19-2317 | | | F | | | | | | | | 137 | | | | | 84 | | | |
| 19-2704 | | | R | | | | | | | | 136,9 | | | | | | | | |

VOLKSWAGEN

| METELLI ref | Spare Parts | | F/R | L/R | | | ABS | A | B | C | D | E | F | G | H | I | L | M | Fig | NOTE |
|---|-------------|--------|-----|-----|--|--|-----|---|----|---|---|-------|---|---|---|---|----|---|-----|------|
| 19-2780 | | 06/05- | F | | | | | | | | | 136 | | | | | 84 | | | |
| 1.9 TDI (77 kW) Eng.BKC (10.03-), BLS, BXE 10/03-11/08 | | | | | | | | | | | | | | | | | | | | |
| 19-2317 | | | F | | | | | | | | | 137 | | | | | 84 | | | |
| 19-2704 | | | R | | | | | | | | | 136,9 | | | | | | | | |
| 19-2705 | | 12/03- | R | | | | | | 30 | | | 136,5 | | | | | | | | |
| 19-2780 | | 06/05- | F | | | | | | | | | 136 | | | | | 84 | | | |
| 1.9 TDI 4motion (77 kW) Eng.BKC, BLS, BXE 8/04-11/08 | | | | | | | | | | | | | | | | | | | | |
| 19-2317 | | | F/R | | | | | | | | | 137 | | | | | 84 | | | |
| 2.0 (85 kW) Eng.BEV, BHY 1/05-11/08 | | | | | | | | | | | | | | | | | | | | |
| 19-2317 | | | F | | | | | | | | | 137 | | | | | 84 | | | |
| 19-2704 | | | R | | | | | | | | | 136,9 | | | | | | | | |
| 19-2705 | | | R | | | | | | 30 | | | 136,5 | | | | | | | | |
| 19-2780 | | | F | | | | | | | | | 136 | | | | | 84 | | | |
| 2.0 FSI (110 kW) Eng.AXW (01.04-), BLR, BLX, BLY, BVX, BVY, BVZ 1/04-11/08 | | | | | | | | | | | | | | | | | | | | |
| 19-2317 | | | F | | | | | | | | | 137 | | | | | 84 | | | |
| 19-2704 | | | R | | | | | | | | | 136,9 | | | | | | | | |
| 19-2705 | | | R | | | | | | 30 | | | 136,5 | | | | | | | | |
| 19-2780 | | 06/05- | F | | | | | | | | | 136 | | | | | 84 | | | |
| 2.0 FSI 4motion (110 kW) Eng.BLX, BVX 8/04-11/08 | | | | | | | | | | | | | | | | | | | | |
| 19-2317 | | | F/R | | | | | | | | | 137 | | | | | 84 | | | |
| 2.0 GTI (147 kW) Eng.AXX, BPY, BWA, CAWB, CBFA, CCTA 10/04-2/09 | | | | | | | | | | | | | | | | | | | | |
| 19-2704 | | | R | | | | | | | | | 136,9 | | | | | | | | |
| 19-2705 | | | R | | | | | | 30 | | | 136,5 | | | | | | | | |
| 2.0 GTI (169 kW) Eng.BYD 9/06-12/08 | | | | | | | | | | | | | | | | | | | | |
| 19-2317 | | | F | | | | | | | | | 137 | | | | | 84 | | | |
| 19-2704 | | | R | | | | | | | | | 136,9 | | | | | | | | |
| 19-2705 | | | R | | | | | | 30 | | | 136,5 | | | | | | | | |
| 2.0 SDI (55 kW) Eng.BDK (01.04-) 1/04-11/08 | | | | | | | | | | | | | | | | | | | | |
| 19-2317 | | | F | | | | | | | | | 137 | | | | | 84 | | | |

VOLKSWAGEN

| METELLI ref | Spare Parts | | F/R | L/R | | ABS | A | B | C | D | E | F | G | H | I | L | M | Fig | NOTE |
|---|-------------|--------|-----|-----|--|-----|---|----|---|---|-------|---|---|---|---|----|---|-----|------|
| 19-2704 | | | R | | | | | | | | 136,9 | | | | | | | | |
| 19-2705 | | | R | | | | | 30 | | | 136,5 | | | | | | | | |
| 19-2780 | | 06/05- | F | | | | | | | | 136 | | | | | 84 | | | |
| 2.0 TDI (100 kW) Eng.AZV 10/03-11/08 | | | | | | | | | | | | | | | | | | | |
| 19-2317 | | | F | | | | | | | | 137 | | | | | 84 | | | |
| 19-2704 | | | R | | | | | | | | 136,9 | | | | | | | | |
| 19-2705 | | 12/03- | R | | | | | 30 | | | 136,5 | | | | | | | | |
| 19-2780 | | 06/05- | F | | | | | | | | 136 | | | | | 84 | | | |
| 2.0 TDI (103 kW) Eng.BMM 12/04-11/08 | | | | | | | | | | | | | | | | | | | |
| 19-2317 | | | F | | | | | | | | 137 | | | | | 84 | | | |
| 19-2704 | | | R | | | | | | | | 136,9 | | | | | | | | |
| 19-2705 | | | R | | | | | 30 | | | 136,5 | | | | | | | | |
| 19-2780 | | 06/05- | F | | | | | | | | 136 | | | | | 84 | | | |
| 2.0 TDI (125 kW) Eng.BMN 11/05-11/08 | | | | | | | | | | | | | | | | | | | |
| 19-2317 | | | F | | | | | | | | 137 | | | | | 84 | | | |
| 19-2704 | | | R | | | | | | | | 136,9 | | | | | | | | |
| 19-2705 | | | R | | | | | 30 | | | 136,5 | | | | | | | | |
| 19-2780 | | | F | | | | | | | | 136 | | | | | 84 | | | |
| 2.0 TDI 16V (103 kW) Eng.BKD (10.03-.) 10/03-11/08 | | | | | | | | | | | | | | | | | | | |
| 19-2317 | | | F | | | | | | | | 137 | | | | | 84 | | | |
| 19-2704 | | | R | | | | | | | | 136,9 | | | | | | | | |
| 19-2705 | | 12/03- | R | | | | | 30 | | | 136,5 | | | | | | | | |
| 19-2780 | | 06/05- | F | | | | | | | | 136 | | | | | 84 | | | |
| 2.0 TDI 16V 4motion (103 kW) Eng.BKD 8/04-11/08 | | | | | | | | | | | | | | | | | | | |
| 19-2317 | | | F/R | | | | | | | | 137 | | | | | 84 | | | |
| 2.0 TDI 4motion (103 kW) Eng.BMM 1/07-11/08 | | | | | | | | | | | | | | | | | | | |
| 19-2317 | | | F/R | | | | | | | | 137 | | | | | 84 | | | |
| 3.2 R32 4motion (184 kW) Eng.BUB, CBRA 11/05-11/08 | | | | | | | | | | | | | | | | | | | |
| 19-2317 | | | F/R | | | | | | | | 137 | | | | | 84 | | | |

VOLKSWAGEN

| METELLI ref | Spare Parts | | F/R | L/R | | | ABS | A | B | C | D | E | F | G | H | I | L | M | Fig | NOTE |
|--|-------------|--------|-----|-----|--|--|-----|---|----|---|---|-------|---|---|---|---|----|---|-----|------------|
| 19-2317 | | | R | | | | | | | | | 137 | | | | | 84 | | | |
| Golf V Plus (5M1, 521) 12/04-4/14 | | | | | | | | | | | | | | | | | | | | |
| 1.2 TSI (63 kW) Eng.CBZA 5/10-12/13 | | | | | | | | | | | | | | | | | | | | |
| 19-2317 | | | F | | | | | | | | | 137 | | | | | 84 | | | Disc 288mm |
| 19-2780 | | | F | | | | | | | | | 136 | | | | | 84 | | | Disc 280mm |
| 1.2 TSI (77 kW) Eng.CBZB 11/09-12/13 | | | | | | | | | | | | | | | | | | | | |
| 19-2317 | | | F | | | | | | | | | 137 | | | | | 84 | | | |
| 19-2704 | | | R | | | | | | | | | 136,9 | | | | | | | | |
| 19-2705 | | | R | | | | | | 30 | | | 136,5 | | | | | | | | |
| 19-2780 | | | F | | | | | | | | | 136 | | | | | 84 | | | |
| 1.4 16V (55 kW) Eng.BCA 1/05-11/06 | | | | | | | | | | | | | | | | | | | | |
| 19-2317 | | | F | | | | | | | | | 137 | | | | | 84 | | | |
| 19-2705 | | | R | | | | | | 30 | | | 136,5 | | | | | | | | |
| 19-2780 | | 06/05- | F | | | | | | | | | 136 | | | | | 84 | | | |
| 1.4 16V (59 kW) Eng.BUD, CGGA 5/06-12/13 | | | | | | | | | | | | | | | | | | | | |
| 19-2317 | | | F | | | | | | | | | 137 | | | | | 84 | | | |
| 19-2704 | | 01/09- | R | | | | | | | | | 136,9 | | | | | | | | |
| 19-2705 | | | R | | | | | | 30 | | | 136,5 | | | | | | | | |
| 19-2780 | | | F | | | | | | | | | 136 | | | | | 84 | | | |
| 1.4 FSI (66 kW) Eng.BLN 7/05-11/06 | | | | | | | | | | | | | | | | | | | | |
| 19-2317 | | | F | | | | | | | | | 137 | | | | | 84 | | | |
| 19-2705 | | | R | | | | | | 30 | | | 136,5 | | | | | | | | |
| 19-2780 | | | F | | | | | | | | | 136 | | | | | 84 | | | |
| 1.4 TSI (90 kW) Eng.CAXA 6/07-12/13 | | | | | | | | | | | | | | | | | | | | |
| 19-2317 | | | F | | | | | | | | | 137 | | | | | 84 | | | |
| 19-2704 | | 01/09- | R | | | | | | | | | 136,9 | | | | | | | | |
| 19-2705 | | | R | | | | | | 30 | | | 136,5 | | | | | | | | |
| 19-2780 | | | F | | | | | | | | | 136 | | | | | 84 | | | |

VOLKSWAGEN

| METELLI ref | Spare Parts | | F/R | L/R | | | ABS | A | B | C | D | E | F | G | H | I | L | M | Fig | NOTE |
|--|-------------|--------|-----|-----|--|--|-----|---|----|---|---|-------|---|---|---|---|----|---|-----|------|
| 19-2705 | | | R | | | | | | 30 | | | 136,5 | | | | | | | | |
| 19-2780 | | | F | | | | | | | | | 136 | | | | | 84 | | | |
| 1.6 TDI (66 kW) Eng.CAYB 2/09-12/13 | | | | | | | | | | | | | | | | | | | | |
| 19-2317 | | | F | | | | | | | | | 137 | | | | | 84 | | | |
| 19-2704 | | | R | | | | | | | | | 136,9 | | | | | | | | |
| 19-2705 | | | R | | | | | | 30 | | | 136,5 | | | | | | | | |
| 19-2780 | | | F | | | | | | | | | 136 | | | | | 84 | | | |
| 1.6 TDI (77 kW) Eng.CAYC 3/09-12/13 | | | | | | | | | | | | | | | | | | | | |
| 19-2317 | | | F | | | | | | | | | 137 | | | | | 84 | | | |
| 19-2704 | | | R | | | | | | | | | 136,9 | | | | | | | | |
| 19-2705 | | | R | | | | | | 30 | | | 136,5 | | | | | | | | |
| 19-2780 | | | F | | | | | | | | | 136 | | | | | 84 | | | |
| 1.9 TDI (66 kW) Eng.BRU, BXF, BXJ 5/05-12/08 | | | | | | | | | | | | | | | | | | | | |
| 19-2317 | | | F | | | | | | | | | 137 | | | | | 84 | | | |
| 19-2705 | | | R | | | | | | 30 | | | 136,5 | | | | | | | | |
| 19-2780 | | 06/05- | F | | | | | | | | | 136 | | | | | 84 | | | |
| 1.9 TDI (77 kW) Eng.BKC, BLS, BXE 1/05-1/09 | | | | | | | | | | | | | | | | | | | | |
| 19-2317 | | | F | | | | | | | | | 137 | | | | | 84 | | | |
| 19-2704 | | 01/09- | R | | | | | | | | | 136,9 | | | | | | | | |
| 19-2705 | | | R | | | | | | 30 | | | 136,5 | | | | | | | | |
| 19-2780 | | 06/05- | F | | | | | | | | | 136 | | | | | 84 | | | |
| 2.0 FSI (110 kW) Eng.BLR, BLY, BVY, BVZ 5/05-6/08 | | | | | | | | | | | | | | | | | | | | |
| 19-2317 | | | F | | | | | | | | | 137 | | | | | 84 | | | |
| 19-2705 | | | R | | | | | | 30 | | | 136,5 | | | | | | | | |
| 19-2780 | | 06/05- | F | | | | | | | | | 136 | | | | | 84 | | | |
| 2.0 TDI (81 kW) Eng.CBDC, CLCA 1/09-12/13 | | | | | | | | | | | | | | | | | | | | |
| 19-2317 | | | F | | | | | | | | | 137 | | | | | 84 | | | |
| 19-2704 | | | R | | | | | | | | | 136,9 | | | | | | | | |
| 19-2705 | | | R | | | | | | 30 | | | 136,5 | | | | | | | | |

VOLKSWAGEN

| METELLI ref | Spare Parts | | F/R | L/R | | | ABS | A | B | C | D | E | F | G | H | I | L | M | Fig | NOTE |
|---|-------------|--|-----|-----|--|--|-----|---|---|---|---|-------|---|---|---|---|----|---|-----|------|
| 1.4 TSI (103 kW) Eng.BMY 6/07-7/09 | | | | | | | | | | | | | | | | | | | | |
| 19-2317 | | | F | | | | | | | | | 137 | | | | | 84 | | | |
| 19-2704 | | | R | | | | | | | | | 136,9 | | | | | | | | |
| 1.4 TSI (118 kW) Eng.CAVD 7/08-7/09 | | | | | | | | | | | | | | | | | | | | |
| 19-2317 | | | F | | | | | | | | | 137 | | | | | 84 | | | |
| 19-2704 | | | R | | | | | | | | | 136,9 | | | | | | | | |
| 1.4 TSI (125 kW) Eng.BLG 6/07-7/09 | | | | | | | | | | | | | | | | | | | | |
| 19-2317 | | | F | | | | | | | | | 137 | | | | | 84 | | | |
| 19-2704 | | | R | | | | | | | | | 136,9 | | | | | | | | |
| 1.6 (75 kW) Eng.BSE, BSF, CCSA 6/07-7/09 | | | | | | | | | | | | | | | | | | | | |
| 19-2317 | | | F | | | | | | | | | 137 | | | | | 84 | | | |
| 19-2704 | | | R | | | | | | | | | 136,9 | | | | | | | | |
| 1.6 MultiFuel (75 kW) Eng.CCSA 11/07-7/09 | | | | | | | | | | | | | | | | | | | | |
| 19-2317 | | | F | | | | | | | | | 137 | | | | | 84 | | | |
| 19-2704 | | | R | | | | | | | | | 136,9 | | | | | | | | |
| 1.9 TDI (77 kW) Eng.BLS, BXE 6/07-7/09 | | | | | | | | | | | | | | | | | | | | |
| 19-2317 | | | F | | | | | | | | | 137 | | | | | 84 | | | |
| 19-2704 | | | R | | | | | | | | | 136,9 | | | | | | | | |
| 1.9 TDI 4motion (77 kW) Eng.BLS 1/08-7/09 | | | | | | | | | | | | | | | | | | | | |
| 19-2317 | | | F/R | | | | | | | | | 137 | | | | | 84 | | | |
| 2.0 (147 kW) Eng.BWA, CAWB, CBFA, CCTA 6/07-7/09 | | | | | | | | | | | | | | | | | | | | |
| 19-2317 | | | F | | | | | | | | | 137 | | | | | 84 | | | |
| 19-2704 | | | R | | | | | | | | | 136,9 | | | | | | | | |
| 2.0 TDI (100 kW) Eng.AZV, CBDA 6/07-7/09 | | | | | | | | | | | | | | | | | | | | |
| 19-2317 | | | F | | | | | | | | | 137 | | | | | 84 | | | |
| 19-2704 | | | R | | | | | | | | | 136,9 | | | | | | | | |
| 2.0 TDI (103 kW) Eng.BMM 6/07-7/09 | | | | | | | | | | | | | | | | | | | | |
| 19-2317 | | | F | | | | | | | | | 137 | | | | | 84 | | | |
| 19-2704 | | | R | | | | | | | | | 136,9 | | | | | | | | |

VOLKSWAGEN

| METELLI ref | Spare Parts | | F/R | L/R | | | ABS | A | B | C | D | E | F | G | H | I | L | M | Fig | NOTE |
|--|-------------|--|-----|-----|--|--|-----|---|----|---|---|-------|---|---|---|---|----|---|-----|------|
| 19-2780 | | | F | | | | | | | | | 136 | | | | | 84 | | | |
| 1.6 (75 kW) Eng.BSE, BSF, CCSA, CMXA 10/08-11/12 | | | | | | | | | | | | | | | | | | | | |
| 19-2317 | | | F | | | | | | | | | 137 | | | | | 84 | | | |
| 19-2704 | | | R | | | | | | | | | 136,9 | | | | | | | | |
| 19-2705 | | | R | | | | | | 30 | | | 136,5 | | | | | | | | |
| 19-2780 | | | F | | | | | | | | | 136 | | | | | 84 | | | |
| 1.6 BiFuel (75 kW) Eng.CHGA 3/09-11/12 | | | | | | | | | | | | | | | | | | | | |
| 19-2317 | | | F | | | | | | | | | 137 | | | | | 84 | | | |
| 19-2704 | | | R | | | | | | | | | 136,9 | | | | | | | | |
| 19-2705 | | | R | | | | | | 30 | | | 136,5 | | | | | | | | |
| 19-2780 | | | F | | | | | | | | | 136 | | | | | 84 | | | |
| 1.6 MultiFuel (75 kW) Eng.CCSA, CMXA 10/08-11/12 | | | | | | | | | | | | | | | | | | | | |
| 19-2317 | | | F | | | | | | | | | 137 | | | | | 84 | | | |
| 19-2704 | | | R | | | | | | | | | 136,9 | | | | | | | | |
| 19-2705 | | | R | | | | | | 30 | | | 136,5 | | | | | | | | |
| 19-2780 | | | F | | | | | | | | | 136 | | | | | 84 | | | |
| 1.6 TDI (66 kW) Eng.CAYB 2/09-11/12 | | | | | | | | | | | | | | | | | | | | |
| 19-2317 | | | F | | | | | | | | | 137 | | | | | 84 | | | |
| 19-2704 | | | R | | | | | | | | | 136,9 | | | | | | | | |
| 19-2705 | | | R | | | | | | 30 | | | 136,5 | | | | | | | | |
| 19-2780 | | | F | | | | | | | | | 136 | | | | | 84 | | | |
| 1.6 TDI (77 kW) Eng.CAYC 2/09-11/12 | | | | | | | | | | | | | | | | | | | | |
| 19-2317 | | | F | | | | | | | | | 137 | | | | | 84 | | | |
| 19-2704 | | | R | | | | | | | | | 136,9 | | | | | | | | |
| 19-2705 | | | R | | | | | | 30 | | | 136,5 | | | | | | | | |
| 19-2780 | | | F | | | | | | | | | 136 | | | | | 84 | | | |
| 1.8 TSI (118 kW) Eng.CDAA 6/09-1/11 | | | | | | | | | | | | | | | | | | | | |
| 19-2317 | | | F | | | | | | | | | 137 | | | | | 84 | | | |
| 19-2704 | | | R | | | | | | | | | 136,9 | | | | | | | | |

VOLKSWAGEN

| METELLI ref | Spare Parts | | F/R | L/R | | ABS | A | B | C | D | E | F | G | H | I | L | M | Fig | NOTE |
|--|-------------|--|-----|-----|--|-----|---|----|---|---|-------|---|---|---|---|----|---|-----|------|
| 19-2705 | | | R | | | | | 30 | | | 136,5 | | | | | | | | |
| 19-2780 | | | F | | | | | | | | 136 | | | | | 84 | | | |
| 2.0 GTi (147 kW) Eng.CBFA, CCTA, CCZA 6/09-11/13 | | | | | | | | | | | | | | | | | | | |
| 19-2317 | | | F | | | | | | | | 137 | | | | | 84 | | | |
| 2.0 GTi (155 kW) Eng.CCZB 4/09-11/12 | | | | | | | | | | | | | | | | | | | |
| 19-2317 | | | F | | | | | | | | 137 | | | | | 84 | | | |
| 19-2704 | | | R | | | | | | | | 136,9 | | | | | | | | |
| 19-2705 | | | R | | | | | 30 | | | 136,5 | | | | | | | | |
| 2.0 GTi (173 kW) Eng.CDLG 5/11-11/12 | | | | | | | | | | | | | | | | | | | |
| 19-2317 | | | F | | | | | | | | 137 | | | | | 84 | | | |
| 19-2704 | | | R | | | | | | | | 136,9 | | | | | | | | |
| 19-2705 | | | R | | | | | 30 | | | 136,5 | | | | | | | | |
| 2.0 R 4motion (188 kW) Eng.CDLC, CRZA 11/09-11/13 | | | | | | | | | | | | | | | | | | | |
| 19-2317 | | | F/R | | | | | | | | 137 | | | | | 84 | | | |
| 2.0 R 4motion (195 kW) Eng.CDLA 11/09-5/11 | | | | | | | | | | | | | | | | | | | |
| 19-2317 | | | F/R | | | | | | | | 137 | | | | | 84 | | | |
| 2.0 R 4motion (199 kW) Eng.CDLF 11/09-11/12 | | | | | | | | | | | | | | | | | | | |
| 19-2317 | | | F/R | | | | | | | | 137 | | | | | 84 | | | |
| 2.0 TDI (81 kW) Eng.CBDC, CLCA 10/08-11/12 | | | | | | | | | | | | | | | | | | | |
| 19-2317 | | | F | | | | | | | | 137 | | | | | 84 | | | |
| 19-2704 | | | R | | | | | | | | 136,9 | | | | | | | | |
| 19-2705 | | | R | | | | | 30 | | | 136,5 | | | | | | | | |
| 19-2780 | | | F | | | | | | | | 136 | | | | | 84 | | | |
| 2.0 TDI (100 kW) Eng.CBAA, CFFA 10/08-11/12 | | | | | | | | | | | | | | | | | | | |
| 19-2317 | | | F | | | | | | | | 137 | | | | | 84 | | | |
| 19-2704 | | | R | | | | | | | | 136,9 | | | | | | | | |
| 19-2705 | | | R | | | | | 30 | | | 136,5 | | | | | | | | |
| 19-2780 | | | F | | | | | | | | 136 | | | | | 84 | | | |

VOLKSWAGEN

| METELLI ref | Spare Parts | | F/R | L/R | | | ABS | A | B | C | D | E | F | G | H | I | L | M | Fig | NOTE |
|---|-------------|--|-----|-----|--|--|-----|---|----|---|---|-------|---|---|---|---|----|---|-----|------------|
| 2.0 TDI (103 kW) Eng.CBAB, CFFB, CJAA 10/08-5/13 | | | | | | | | | | | | | | | | | | | | |
| 19-2317 | | | F | | | | | | | | | 137 | | | | | 84 | | | |
| 19-2704 | | | R | | | | | | | | | 136,9 | | | | | | | | |
| 19-2705 | | | R | | | | | | 30 | | | 136,5 | | | | | | | | |
| 19-2780 | | | F | | | | | | | | | 136 | | | | | 84 | | | |
| 2.0 TDI (125 kW) Eng.CBBB, CFGB 4/09-11/12 | | | | | | | | | | | | | | | | | | | | |
| 19-2317 | | | F | | | | | | | | | 137 | | | | | 84 | | | |
| 19-2704 | | | R | | | | | | | | | 136,9 | | | | | | | | |
| 19-2705 | | | R | | | | | | 30 | | | 136,5 | | | | | | | | |
| 19-2780 | | | F | | | | | | | | | 136 | | | | | 84 | | | |
| 2.0 TDI 4motion (103 kW) Eng.CBAB, CFFB 5/09-11/12 | | | | | | | | | | | | | | | | | | | | |
| 19-2317 | | | F/R | | | | | | | | | 137 | | | | | 84 | | | |
| 19-2780 | | | F | | | | | | | | | 136 | | | | | 84 | | | |
| 2.5 (125 kW) Eng.CBTA, CBUA 7/09-5/13 | | | | | | | | | | | | | | | | | | | | |
| 19-2317 | | | F | | | | | | | | | 137 | | | | | 84 | | | Disc 288mm |
| 19-2780 | | | F | | | | | | | | | 136 | | | | | 84 | | | Disc 280mm |
| Blue E-Motion (65 kW) Eng.EAA 12/10-11/13 | | | | | | | | | | | | | | | | | | | | |
| 19-2317 | | | F | | | | | | | | | 137 | | | | | 84 | | | |
| 19-2704 | | | R | | | | | | | | | 136,9 | | | | | | | | |
| 19-2705 | | | R | | | | | | 30 | | | 136,5 | | | | | | | | |
| 19-2780 | | | F | | | | | | | | | 136 | | | | | 84 | | | |
| Golf VI Cabrio (517) 3/11-1/70 | | | | | | | | | | | | | | | | | | | | |
| 1.2 TSI (77 kW) Eng.CBZB 3/11-5/16 | | | | | | | | | | | | | | | | | | | | |
| 19-2317 | | | F | | | | | | | | | 137 | | | | | 84 | | | |
| 19-2705 | | | R | | | | | | 30 | | | 136,5 | | | | | | | | |
| 1.2 TSI 16V (77 kW) Eng.CJZA, CYVD 11/13-5/16 | | | | | | | | | | | | | | | | | | | | |
| 19-2317 | | | F | | | | | | | | | 137 | | | | | 84 | | | |
| 19-2705 | | | R | | | | | | 30 | | | 136,5 | | | | | | | | Eng. CJZA |

VOLKSWAGEN

| METELLI ref | Spare Parts | | F/R | L/R | | | ABS | A | B | C | D | E | F | G | H | I | L | M | Fig | NOTE |
|--|-------------|--|-----|-----|--|--|-----|---|----|---|---|-------|---|---|---|---|----|---|-----|------|
| 1.4 TSI (90 kW) Eng.CAXA 11/11-5/16 | | | | | | | | | | | | | | | | | | | | |
| 19-2317 | | | F | | | | | | | | | 137 | | | | | 84 | | | |
| 19-2705 | | | R | | | | | | 30 | | | 136,5 | | | | | | | | |
| 1.4 TSI (92 kW) Eng.CXSB, CZCA 11/13-5/16 | | | | | | | | | | | | | | | | | | | | |
| 19-2317 | | | F | | | | | | | | | 137 | | | | | 84 | | | |
| 19-2705 | | | R | | | | | | 30 | | | 136,5 | | | | | | | | |
| 1.4 TSI (110 kW) Eng.CHPB, CZDA 11/13-5/16 | | | | | | | | | | | | | | | | | | | | |
| 19-2317 | | | F | | | | | | | | | 137 | | | | | 84 | | | |
| 19-2705 | | | R | | | | | | 30 | | | 136,5 | | | | | | | | |
| 1.4 TSI (118 kW) Eng.CAVD, CNWA, CTHD, CTKA 3/11-5/16 | | | | | | | | | | | | | | | | | | | | |
| 19-2317 | | | F | | | | | | | | | 137 | | | | | 84 | | | |
| 19-2705 | | | R | | | | | | 30 | | | 136,5 | | | | | | | | |
| 1.6 TDI (77 kW) Eng.CAYC 3/11-5/16 | | | | | | | | | | | | | | | | | | | | |
| 19-2317 | | | F | | | | | | | | | 137 | | | | | 84 | | | |
| 19-2705 | | | R | | | | | | 30 | | | 136,5 | | | | | | | | |
| 2.0 GTI (155 kW) Eng.CCZB 5/12-5/16 | | | | | | | | | | | | | | | | | | | | |
| 19-2317 | | | F | | | | | | | | | 137 | | | | | 84 | | | |
| 19-2705 | | | R | | | | | | 30 | | | 136,5 | | | | | | | | |
| 2.0 R (195 kW) Eng.CDLA 1/13-5/16 | | | | | | | | | | | | | | | | | | | | |
| 19-2317 | | | F | | | | | | | | | 137 | | | | | 84 | | | |
| 19-2705 | | | R | | | | | | 30 | | | 136,5 | | | | | | | | |
| 2.0 TDI (81 kW) Eng.CUUA 11/13-5/16 | | | | | | | | | | | | | | | | | | | | |
| 19-2317 | | | F | | | | | | | | | 137 | | | | | 84 | | | |
| 19-2705 | | | R | | | | | | 30 | | | 136,5 | | | | | | | | |
| 2.0 TDI (103 kW) Eng.CFHC 11/11-5/16 | | | | | | | | | | | | | | | | | | | | |
| 19-2317 | | | F | | | | | | | | | 137 | | | | | 84 | | | |
| 19-2705 | | | R | | | | | | 30 | | | 136,5 | | | | | | | | |
| 2.0 TDI (110 kW) Eng.CUUB 11/13-5/16 | | | | | | | | | | | | | | | | | | | | |
| 19-2317 | | | F | | | | | | | | | 137 | | | | | 84 | | | |

VOLKSWAGEN

| METELLI ref | Spare Parts | F/R | L/R | ABS | A | B | C | D | E | F | G | H | I | L | M | Fig | NOTE |
|--|-------------|-----|-----|-----|---|----|---|---|-------|---|---|---|---|----|---|-----|------|
| 19-2705 | | R | | | | 30 | | | 136,5 | | | | | | | | |
| 2.0 TSI (162 kW) Eng.CULC 11/13-5/16 | | | | | | | | | | | | | | | | | |
| 19-2317 | | F | | | | | | | 137 | | | | | 84 | | | |
| 19-2705 | | R | | | | 30 | | | 136,5 | | | | | | | | |
| Golf VI Variant (AJ5) 7/09-7/13 | | | | | | | | | | | | | | | | | |
| 1.2 TSI (63 kW) Eng.CBZA 7/10-7/13 | | | | | | | | | | | | | | | | | |
| 19-2317 | | F | | | | | | | 137 | | | | | 84 | | | |
| 19-2704 | | R | | | | | | | 136,9 | | | | | | | | |
| 1.2 TSI (77 kW) Eng.CBZB 7/09-7/13 | | | | | | | | | | | | | | | | | |
| 19-2317 | | F | | | | | | | 137 | | | | | 84 | | | |
| 19-2704 | | R | | | | | | | 136,9 | | | | | | | | |
| 1.4 (59 kW) Eng.BUD, CGGA 7/09-7/13 | | | | | | | | | | | | | | | | | |
| 19-2317 | | F | | | | | | | 137 | | | | | 84 | | | |
| 19-2704 | | R | | | | | | | 136,9 | | | | | | | | |
| 1.4 TSI (90 kW) Eng.CAXA 7/09-7/13 | | | | | | | | | | | | | | | | | |
| 19-2317 | | F | | | | | | | 137 | | | | | 84 | | | |
| 19-2704 | | R | | | | | | | 136,9 | | | | | | | | |
| 1.4 TSI (118 kW) Eng.CAVD, CNWA, CTHD, CTKA 7/09-7/13 | | | | | | | | | | | | | | | | | |
| 19-2317 | | F | | | | | | | 137 | | | | | 84 | | | |
| 19-2704 | | R | | | | | | | 136,9 | | | | | | | | |
| 1.6 (75 kW) Eng.BSE, BSF, CCSA 7/09-7/13 | | | | | | | | | | | | | | | | | |
| 19-2317 | | F | | | | | | | 137 | | | | | 84 | | | |
| 19-2704 | | R | | | | | | | 136,9 | | | | | | | | |
| 1.6 BiFuel (75 kW) Eng.BSF 7/09-12/10 | | | | | | | | | | | | | | | | | |
| 19-2317 | | F | | | | | | | 137 | | | | | 84 | | | |
| 19-2704 | | R | | | | | | | 136,9 | | | | | | | | |
| 1.6 MultiFuel (75 kW) Eng.CCSA, CMXA 7/10-7/13 | | | | | | | | | | | | | | | | | |
| 19-2317 | | F | | | | | | | 137 | | | | | 84 | | | |

VOLKSWAGEN

| METELLI ref | Spare Parts | | F/R | L/R | | | ABS | A | B | C | D | E | F | G | H | I | L | M | Fig | NOTE |
|--|-------------|--|-----|-----|--|--|-----|---|----|---|---|-------|---|---|---|---|----|---|-----|------------|
| 19-2704 | | | R | | | | | | | | | 136,9 | | | | | | | | |
| 1.6 TDI (66 kW) Eng.CAYB 12/09-7/13 | | | | | | | | | | | | | | | | | | | | |
| 19-2317 | | | F | | | | | | | | | 137 | | | | | 84 | | | |
| 19-2704 | | | R | | | | | | | | | 136,9 | | | | | | | | |
| 1.6 TDI (77 kW) Eng.CAYC 7/09-7/13 | | | | | | | | | | | | | | | | | | | | |
| 19-2317 | | | F | | | | | | | | | 137 | | | | | 84 | | | |
| 19-2704 | | | R | | | | | | | | | 136,9 | | | | | | | | |
| 1.6 TDI 4motion (77 kW) Eng.CAYC 7/09-7/13 | | | | | | | | | | | | | | | | | | | | |
| 19-2317 | | | F/R | | | | | | | | | 137 | | | | | 84 | | | |
| 2.0 TDI (81 kW) Eng.CLCA 1/10-7/13 | | | | | | | | | | | | | | | | | | | | |
| 19-2317 | | | F | | | | | | | | | 137 | | | | | 84 | | | |
| 19-2704 | | | R | | | | | | | | | 136,9 | | | | | | | | |
| 2.0 TDI (100 kW) Eng.CBDA, CFHB 7/09-7/13 | | | | | | | | | | | | | | | | | | | | |
| 19-2317 | | | F | | | | | | | | | 137 | | | | | 84 | | | |
| 19-2704 | | | R | | | | | | | | | 136,9 | | | | | | | | |
| 2.0 TDI (103 kW) Eng.CBDB, CFHC, CJAA 7/09-7/13 | | | | | | | | | | | | | | | | | | | | |
| 19-2317 | | | F | | | | | | | | | 137 | | | | | 84 | | | |
| 19-2704 | | | R | | | | | | | | | 136,9 | | | | | | | | |
| 2.0 TSI (147 kW) Eng.CCZA 7/09-7/13 | | | | | | | | | | | | | | | | | | | | |
| 19-2317 | | | F | | | | | | | | | 137 | | | | | 84 | | | |
| 19-2704 | | | R | | | | | | | | | 136,9 | | | | | | | | |
| Golf VII (5G1, BQ1, BE1, BE2) 8/12-1/70 | | | | | | | | | | | | | | | | | | | | |
| 1.0 TSI (63 kW) Eng.CHZK, DKLB 1/17-7/19 | | | | | | | | | | | | | | | | | | | | |
| 19-2364 | | | F | | | | | | 36 | | | 136,4 | | | | | 84 | | | Disc 312mm |
| 19-2705 | | | R | | | | | | 30 | | | 136,5 | | | | | | | | |
| 19-2780 | | | F | | | | | | | | | 136 | | | | | 84 | | | Disc 288mm |
| 1.0 TSI (81 kW) Eng.CHZC 11/16-8/20 | | | | | | | | | | | | | | | | | | | | |
| 19-2364 | | | F | | | | | | 36 | | | 136,4 | | | | | 84 | | | Disc 312mm |

VOLKSWAGEN

| METELLI ref | Spare Parts | | F/R | L/R | | ABS | A | B | C | D | E | F | G | H | I | L | M | Fig | NOTE |
|---|-------------|--|-----|-----|--|-----|---|----|---|---|-------|---|---|---|---|----|---|-----|------------------------|
| 19-2705 | | | R | | | | | 30 | | | 136,5 | | | | | | | | |
| 19-2780 | | | F | | | | | | | | 136 | | | | | 84 | | | Disc 288mm |
| 1.0 TSI (85 kW) Eng.CHZD, DKRF 5/15-7/19 | | | | | | | | | | | | | | | | | | | |
| 19-2364 | | | F | | | | | 36 | | | 136,4 | | | | | 84 | | | Disc 312mm |
| 19-2705 | | | R | | | | | 30 | | | 136,5 | | | | | | | | |
| 19-2780 | | | F | | | | | | | | 136 | | | | | 84 | | | Disc 288mm |
| 1.2 TSI (63 kW) Eng.CJZB, CYVA 8/12-3/17 | | | | | | | | | | | | | | | | | | | |
| 19-2364 | | | F | | | | | 36 | | | 136,4 | | | | | 84 | | | Disc 312mm, Disc 340mm |
| 19-2705 | | | R | | | | | 30 | | | 136,5 | | | | | | | | |
| 1.2 TSI (77 kW) Eng.CJZA 11/12-3/17 | | | | | | | | | | | | | | | | | | | |
| 19-2364 | | | F | | | | | 36 | | | 136,4 | | | | | 84 | | | Disc 312mm, Disc 340mm |
| 19-2705 | | | R | | | | | 30 | | | 136,5 | | | | | | | | |
| 1.2 TSI (81 kW) Eng.CYVB 4/14-3/17 | | | | | | | | | | | | | | | | | | | |
| 19-2364 | | | F | | | | | 36 | | | 136,4 | | | | | 84 | | | Disc 312mm, Disc 340mm |
| 19-2705 | | | R | | | | | 30 | | | 136,5 | | | | | | | | |
| 1.4 GTE Hybrid (110 kW) Eng.CUKB, DGEA 5/14-8/20 | | | | | | | | | | | | | | | | | | | |
| 19-2364 | | | F | | | | | 36 | | | 136,4 | | | | | 84 | | | |
| 19-2705 | | | R | | | | | 30 | | | 136,5 | | | | | | | | |
| 1.4 TGI CNG (81 kW) Eng.CPWA, CZBA 6/13-7/18 | | | | | | | | | | | | | | | | | | | |
| 19-2364 | | | F | | | | | 36 | | | 136,4 | | | | | 84 | | | Disc 312mm, Disc 340mm |
| 19-2705 | | | R | | | | | 30 | | | 136,5 | | | | | | | | |
| 1.4 TSI (90 kW) Eng.CMBA, CXSA 11/12-3/17 | | | | | | | | | | | | | | | | | | | |
| 19-2364 | | | F | | | | | 36 | | | 136,4 | | | | | 84 | | | Disc 312mm, Disc 340mm |
| 19-2705 | | | R | | | | | 30 | | | 136,5 | | | | | | | | |
| 1.4 TSI (92 kW) Eng.CZCA 5/14-8/20 | | | | | | | | | | | | | | | | | | | |
| 19-2364 | | | F | | | | | 36 | | | 136,4 | | | | | 84 | | | Disc 312mm |
| 19-2705 | | | R | | | | | 30 | | | 136,5 | | | | | | | | |
| 19-2780 | | | F | | | | | | | | 136 | | | | | 84 | | | Disc 288mm |

VOLKSWAGEN

| METELLI ref | Spare Parts | | F/R | L/R | | ABS | A | B | C | D | E | F | G | H | I | L | M | Fig | NOTE |
|---|-------------|--|-----|-----|--|-----|---|----|---|---|-------|---|---|---|---|---|---|-----|------------------------|
| 1.4 TSI (103 kW) Eng.CHPA, CPTA 8/12-3/17 | | | | | | | | | | | | | | | | | | | |
| 19-2364 | | | F | | | | | 36 | | | 136,4 | | | | | | | 84 | Disc 312mm, Disc 340mm |
| 19-2705 | | | R | | | | | 30 | | | 136,5 | | | | | | | | |
| 1.4 TSI (110 kW) Eng.CZDA, CZEA, DGXA 5/14-3/21 | | | | | | | | | | | | | | | | | | | |
| 19-2364 | | | F | | | | | 36 | | | 136,4 | | | | | | | 84 | Disc 312mm, Disc 340mm |
| 19-2705 | | | R | | | | | 30 | | | 136,5 | | | | | | | | |
| 1.4 TSI MultiFuel (90 kW) Eng.CPVA 11/12-3/17 | | | | | | | | | | | | | | | | | | | |
| 19-2364 | | | F | | | | | 36 | | | 136,4 | | | | | | | 84 | Disc 312mm, Disc 340mm |
| 19-2705 | | | R | | | | | 30 | | | 136,5 | | | | | | | | |
| 1.4 TSI MultiFuel (92 kW) Eng.CPVB 12/13-7/18 | | | | | | | | | | | | | | | | | | | |
| 19-2364 | | | F | | | | | 36 | | | 136,4 | | | | | | | 84 | Disc 312mm |
| 19-2705 | | | R | | | | | 30 | | | 136,5 | | | | | | | | |
| 19-2780 | | | F | | | | | | | | 136 | | | | | | | 84 | Disc 288mm |
| 1.5 TGI (96 kW) Eng.DHFA 11/18-8/20 | | | | | | | | | | | | | | | | | | | |
| 19-2364 | | | F | | | | | 36 | | | 136,4 | | | | | | | 84 | Disc 312mm |
| 19-2705 | | | R | | | | | 30 | | | 136,5 | | | | | | | | |
| 1.5 TSI (96 kW) Eng.DACA, DPBA (07.19-.) 5/17-8/20 | | | | | | | | | | | | | | | | | | | |
| 19-2364 | | | F | | | | | 36 | | | 136,4 | | | | | | | 84 | Disc 312mm |
| 19-2705 | | | R | | | | | 30 | | | 136,5 | | | | | | | | |
| 19-2780 | | | F | | | | | | | | 136 | | | | | | | 84 | Disc 288mm |
| 1.5 TSI (110 kW) Eng.DADA, DPCA 4/17-8/20 | | | | | | | | | | | | | | | | | | | |
| 19-2364 | | | F | | | | | 36 | | | 136,4 | | | | | | | 84 | Disc 312mm |
| 19-2705 | | | R | | | | | 30 | | | 136,5 | | | | | | | | |
| 19-2780 | | | F | | | | | | | | 136 | | | | | | | 84 | Disc 288mm |
| 1.6 (81 kW) Eng.CWVA 5/14-7/17 | | | | | | | | | | | | | | | | | | | |
| 19-2364 | | | F | | | | | 36 | | | 136,4 | | | | | | | 84 | Disc 312mm |
| 19-2705 | | | R | | | | | 30 | | | 136,5 | | | | | | | | |
| 1.6 TDI (66 kW) Eng.CLHB (-03.17), CRKA (-03.17), CXXA (-03.17), DD 4/13-7/18 | | | | | | | | | | | | | | | | | | | |
| 19-2364 | | | F | | | | | 36 | | | 136,4 | | | | | | | 84 | Disc 312mm, Disc 340mm |

VOLKSWAGEN

| METELLI ref | Spare Parts | | F/R | L/R | | | ABS | A | B | C | D | E | F | G | H | I | L | M | Fig | NOTE |
|--|-------------|--|-----|-----|--|--|-----|---|----|---|---|-------|---|---|---|---|---|----|-----|------------------------|
| 19-2705 | | | R | | | | | | 30 | | | 136,5 | | | | | | | | Eng. CLHB |
| 1.6 TDI (77 kW) Eng.CLHA 8/12-3/17 | | | | | | | | | | | | | | | | | | | | |
| 19-2364 | | | F | | | | | | 36 | | | 136,4 | | | | | | 84 | | Disc 312mm, Disc 340mm |
| 19-2705 | | | R | | | | | | 30 | | | 136,5 | | | | | | | | |
| 1.6 TDI (81 kW) Eng.CRKB, CXXB, DBKA 1/13-3/17 | | | | | | | | | | | | | | | | | | | | |
| 19-2364 | | | F | | | | | | 36 | | | 136,4 | | | | | | 84 | | Disc 312mm, Disc 340mm |
| 19-2705 | | | R | | | | | | 30 | | | 136,5 | | | | | | | | |
| 1.6 TDI (85 kW) Eng.DDYA, DGTE 11/16-8/20 | | | | | | | | | | | | | | | | | | | | |
| 19-2364 | | | F | | | | | | 36 | | | 136,4 | | | | | | 84 | | Disc 312mm |
| 19-2705 | | | R | | | | | | 30 | | | 136,5 | | | | | | | | |
| 19-2780 | | | F | | | | | | | | | 136 | | | | | | 84 | | Disc 288mm |
| 1.6 TDI 4motion (77 kW) Eng.CLHA 11/12-3/17 | | | | | | | | | | | | | | | | | | | | |
| 19-2364 | | | F | | | | | | 36 | | | 136,4 | | | | | | 84 | | Disc 312mm, Disc 340mm |
| 19-2780 | | | F | | | | | | | | | 136 | | | | | | 84 | | Disc 288mm |
| 1.6 TDI 4motion (81 kW) Eng.CRKB, CXXB 1/13-3/17 | | | | | | | | | | | | | | | | | | | | |
| 19-2364 | | | F | | | | | | 36 | | | 136,4 | | | | | | 84 | | Disc 312mm, Disc 340mm |
| 19-2780 | | | F | | | | | | | | | 136 | | | | | | 84 | | Disc 288mm |
| 2.0 GTD (135 kW) Eng.CUNA, DGCA, DJGA 4/13-8/20 | | | | | | | | | | | | | | | | | | | | |
| 19-2364 | | | F | | | | | | 36 | | | 136,4 | | | | | | 84 | | Disc 312mm, Disc 340mm |
| 19-2705 | | | R | | | | | | 30 | | | 136,5 | | | | | | | | Eng. CUNA |
| 2.0 GTI (155 kW) Eng.CNTA, CXCA 11/13-3/17 | | | | | | | | | | | | | | | | | | | | |
| 19-2364 | | | F | | | | | | 36 | | | 136,4 | | | | | | 84 | | Disc 312mm, Disc 340mm |
| 19-2705 | | | R | | | | | | 30 | | | 136,5 | | | | | | | | |
| 2.0 GTI (162 kW) Eng.CHHB, CNTC, CXCB, CXDA 4/13-8/20 | | | | | | | | | | | | | | | | | | | | |
| 19-2364 | | | F | | | | | | 36 | | | 136,4 | | | | | | 84 | | Disc 312mm, Disc 340mm |
| 19-2705 | | | R | | | | | | 30 | | | 136,5 | | | | | | | | Eng. CHHB |
| 2.0 GTI (169 kW) Eng.CHHA, CXDB 4/13-8/20 | | | | | | | | | | | | | | | | | | | | |
| 19-2364 | | | F | | | | | | 36 | | | 136,4 | | | | | | 84 | | Disc 312mm, Disc 340mm |
| 19-2705 | | | R | | | | | | 30 | | | 136,5 | | | | | | | | Eng. CHHA |

| VOLKSWAGEN | | | | | | | | | | | | | | | | | | | |
|---|-------------|--|-----|-----|--|-----|---|----|---|---|-------|---|---|---|---|----|---|-----|------------------------|
| METELLI ref | Spare Parts | | F/R | L/R | | ABS | A | B | C | D | E | F | G | H | I | L | M | Fig | NOTE |
| 2.0 GTI (180 kW) Eng.DKTB, DLBA 3/17-8/20 | | | | | | | | | | | | | | | | | | | |
| 19-2364 | | | F | | | | | 36 | | | 136,4 | | | | | 84 | | | |
| 19-2705 | | | R | | | | | 30 | | | 136,5 | | | | | | | | |
| 2.0 GTI Clubsport (195 kW) Eng.CJXE 2/16-3/17 | | | | | | | | | | | | | | | | | | | |
| 19-2364 | | | F | | | | | 36 | | | 136,4 | | | | | 84 | | | |
| 19-2705 | | | R | | | | | 30 | | | 136,5 | | | | | | | | |
| 2.0 GTI Clubsport S (228 kW) Eng.CJXG 9/16-3/17 | | | | | | | | | | | | | | | | | | | |
| 19-2364 | | | F | | | | | 36 | | | 136,4 | | | | | 84 | | | |
| 19-2705 | | | R | | | | | 30 | | | 136,5 | | | | | | | | |
| 2.0 GTI TCR (213 kW) Eng.CJXH, DNUC 11/18-8/20 | | | | | | | | | | | | | | | | | | | |
| 19-2364 | | | F | | | | | 36 | | | 136,4 | | | | | 84 | | | |
| 19-2705 | | | R | | | | | 30 | | | 136,5 | | | | | | | | |
| 2.0 R 360S 4motion (265 kW) Eng.CJXC 9/16-3/17 | | | | | | | | | | | | | | | | | | | |
| 19-2364 | | | F | | | | | 36 | | | 136,4 | | | | | 84 | | | Disc 312mm |
| 19-2780 | | | R | | | | | | | | 136 | | | | | 84 | | | |
| 2.0 R 4motion (206 kW) Eng.CJXB 11/13-3/17 | | | | | | | | | | | | | | | | | | | |
| 19-2364 | | | F | | | | | 36 | | | 136,4 | | | | | 84 | | | Disc 312mm, Disc 340mm |
| 19-2780 | | | R | | | | | | | | 136 | | | | | 84 | | | |
| 2.0 R 4motion (213 kW) Eng.CJXD, DJHB, DNUC 12/16-8/20 | | | | | | | | | | | | | | | | | | | |
| 19-2364 | | | F | | | | | 36 | | | 136,4 | | | | | 84 | | | |
| 19-2780 | | | R | | | | | | | | 136 | | | | | 84 | | | |
| 2.0 R 4motion (215 kW) Eng.CYFB, DJJA, DLRA 11/14-7/19 | | | | | | | | | | | | | | | | | | | |
| 19-2364 | | | F | | | | | 36 | | | 136,4 | | | | | 84 | | | Disc 312mm |
| 19-2780 | | | R | | | | | | | | 136 | | | | | 84 | | | |
| 2.0 R 4motion (221 kW) Eng.CJXC, DNUE 11/13-8/20 | | | | | | | | | | | | | | | | | | | |
| 19-2364 | | | F | | | | | 36 | | | 136,4 | | | | | 84 | | | Disc 312mm, Disc 340mm |
| 19-2780 | | | R | | | | | | | | 136 | | | | | 84 | | | |
| 2.0 R 4motion (228 kW) Eng.CJXG, DJHA 12/16-8/20 | | | | | | | | | | | | | | | | | | | |
| 19-2364 | | | F | | | | | 36 | | | 136,4 | | | | | 84 | | | Disc 312mm |

VOLKSWAGEN

| METELLI ref | Spare Parts | | F/R | L/R | | | ABS | A | B | C | D | E | F | G | H | I | L | M | Fig | NOTE |
|---|-------------|--|-----|-----|--|--|-----|---|----|---|---|-------|---|---|---|---|----|---|-----|------------------------|
| 19-2780 | | | R | | | | | | | | | 136 | | | | | 84 | | | |
| 2.0 TDI (81 kW) Eng.CRVA (11.12-07.18), CYKB (11.14-07.18), DCYB (11.1 11/12-8/20) | | | | | | | | | | | | | | | | | | | | |
| 19-2364 | | | F | | | | | | 36 | | | 136,4 | | | | | 84 | | | Disc 312mm |
| 19-2705 | | | R | | | | | | 30 | | | 136,5 | | | | | | | | Eng. CRVA |
| 19-2780 | | | F | | | | | | | | | 136 | | | | | 84 | | | Disc 288mm |
| 2.0 TDI (105 kW) Eng.CRBB, CRVC 8/12-8/20 | | | | | | | | | | | | | | | | | | | | |
| 19-2364 | | | F | | | | | | 36 | | | 136,4 | | | | | 84 | | | Disc 312mm, Disc 340mm |
| 19-2705 | | | R | | | | | | 30 | | | 136,5 | | | | | | | | Eng. CRBB |
| 2.0 TDI (110 kW) Eng.CRBC (-.03.17), CRLB (-.03.17), CRMB (05.13-05.14) 8/12-8/20 | | | | | | | | | | | | | | | | | | | | |
| 19-2364 | | | F | | | | | | 36 | | | 136,4 | | | | | 84 | | | Disc 312mm, Disc 340mm |
| 19-2705 | | | R | | | | | | 30 | | | 136,5 | | | | | | | | |
| 2.0 TDI 4motion (110 kW) Eng.CKFC (-.05.14), CRBC (-.05.14), CRLB (-.03.17), CR 11/12-7/18 | | | | | | | | | | | | | | | | | | | | |
| 19-2364 | | | F | | | | | | 36 | | | 136,4 | | | | | 84 | | | Disc 312mm, Disc 340mm |
| e-Golf (85 kW) Eng.EAGA 3/14-2/17 | | | | | | | | | | | | | | | | | | | | |
| 19-2705 | | | R | | | | | | 30 | | | 136,5 | | | | | | | | |
| 19-2780 | | | F | | | | | | | | | 136 | | | | | 84 | | | Disc 288mm |
| e-Golf (100 kW) Eng.EAZA, EBSA 12/16-1/21 | | | | | | | | | | | | | | | | | | | | |
| 19-2705 | | | R | | | | | | 30 | | | 136,5 | | | | | | | | |
| 19-2780 | | | F | | | | | | | | | 136 | | | | | 84 | | | Disc 288mm |
| Golf VII Alltrack (BA5, BV5) 12/14-1/70 | | | | | | | | | | | | | | | | | | | | |
| 1.6 TDI 4motion (81 kW) Eng.CRKB, CXXB 12/14-3/17 | | | | | | | | | | | | | | | | | | | | |
| 19-2364 | | | F | | | | | | 36 | | | 136,4 | | | | | 84 | | | PR 1ZA/1ZD |
| 19-2780 | | | F | | | | | | | | | 136 | | | | | 84 | | | Disc 288mm |
| 1.8 TSI 4motion (132 kW) Eng.CJSB 12/14-8/20 | | | | | | | | | | | | | | | | | | | | |
| 19-2364 | | | F | | | | | | 36 | | | 136,4 | | | | | 84 | | | PR 1ZA/1ZD |
| 19-2780 | | | F | | | | | | | | | 136 | | | | | 84 | | | Disc 288mm |
| 2.0 TDI 4motion (110 kW) Eng.CRBC, CRLB, DCYA 12/14-5/18 | | | | | | | | | | | | | | | | | | | | |
| 19-2364 | | | F | | | | | | 36 | | | 136,4 | | | | | 84 | | | PR 1ZA/1ZD |

VOLKSWAGEN

| METELLI ref | Spare Parts | | F/R | L/R | | ABS | A | B | C | D | E | F | G | H | I | L | M | Fig | NOTE |
|---|-------------|--|-----|-----|--|-----|---|----|---|---|-------|---|---|---|---|----|---|-----|------------|
| 19-2780 | | | F | | | | | | | | 136 | | | | | 84 | | | Disc 288mm |
| 2.0 TDI 4motion (135 kW) Eng.CUNA, DGCA, DJGA 12/14-8/20 | | | | | | | | | | | | | | | | | | | |
| 19-2364 | | | F | | | | | 36 | | | 136,4 | | | | | 84 | | | PR 1ZA/1ZD |
| 19-2780 | | | F | | | | | | | | 136 | | | | | 84 | | | Disc 288mm |
| Golf VII Sportsvan (AM1, AN1) 2/14-1/70 | | | | | | | | | | | | | | | | | | | |
| 1.0 TSI (63 kW) Eng.CHZK, DKLB 5/17-7/19 | | | | | | | | | | | | | | | | | | | |
| 19-2364 | | | F | | | | | 36 | | | 136,4 | | | | | 84 | | | Disc 312mm |
| 19-2705 | | | R | | | | | 30 | | | 136,5 | | | | | | | | |
| 19-2780 | | | F | | | | | | | | 136 | | | | | 84 | | | Disc 288mm |
| 1.0 TSI (81 kW) Eng.CHZC 5/17-7/18 | | | | | | | | | | | | | | | | | | | |
| 19-2364 | | | F | | | | | 36 | | | 136,4 | | | | | 84 | | | Disc 312mm |
| 19-2705 | | | R | | | | | 30 | | | 136,5 | | | | | | | | |
| 19-2780 | | | F | | | | | | | | 136 | | | | | 84 | | | Disc 288mm |
| 1.0 TSI (85 kW) Eng.CHZD, DKRF 5/15-8/20 | | | | | | | | | | | | | | | | | | | |
| 19-2364 | | | F | | | | | 36 | | | 136,4 | | | | | 84 | | | Disc 312mm |
| 19-2705 | | | R | | | | | 30 | | | 136,5 | | | | | | | | |
| 19-2780 | | | F | | | | | | | | 136 | | | | | 84 | | | Disc 288mm |
| 1.2 TSI (63 kW) Eng.CYVA 5/14-11/17 | | | | | | | | | | | | | | | | | | | |
| 19-2364 | | | F | | | | | 36 | | | 136,4 | | | | | 84 | | | Disc 312mm |
| 19-2705 | | | R | | | | | 30 | | | 136,5 | | | | | | | | |
| 1.2 TSI (81 kW) Eng.CYVB 4/14-11/17 | | | | | | | | | | | | | | | | | | | |
| 19-2364 | | | F | | | | | 36 | | | 136,4 | | | | | 84 | | | Disc 312mm |
| 19-2705 | | | R | | | | | 30 | | | 136,5 | | | | | | | | |
| 1.4 TSI (92 kW) Eng.CZCA 4/14-8/20 | | | | | | | | | | | | | | | | | | | |
| 19-2364 | | | F | | | | | 36 | | | 136,4 | | | | | 84 | | | Disc 312mm |
| 19-2705 | | | R | | | | | 30 | | | 136,5 | | | | | | | | |
| 1.4 TSI (110 kW) Eng.CZDA 2/14-7/18 | | | | | | | | | | | | | | | | | | | |
| 19-2364 | | | F | | | | | 36 | | | 136,4 | | | | | 84 | | | Disc 312mm |

VOLKSWAGEN

| METELLI ref | Spare Parts | | F/R | L/R | | | ABS | A | B | C | D | E | F | G | H | I | L | M | Fig | NOTE |
|--|-------------|--|-----|-----|--|--|-----|---|----|---|---|-------|---|---|---|---|----|---|-----|------------|
| 19-2705 | | | R | | | | | | 30 | | | 136,5 | | | | | | | | |
| 1.4 TSI MultiFuel (92 kW) Eng.CPVB 4/14-11/17 | | | | | | | | | | | | | | | | | | | | |
| 19-2364 | | | F | | | | | | 36 | | | 136,4 | | | | | 84 | | | Disc 312mm |
| 19-2705 | | | R | | | | | | 30 | | | 136,5 | | | | | | | | |
| 1.5 TSI (96 kW) Eng.DACA, DPBA 5/17-8/20 | | | | | | | | | | | | | | | | | | | | |
| 19-2364 | | | F | | | | | | 36 | | | 136,4 | | | | | 84 | | | Disc 312mm |
| 19-2705 | | | R | | | | | | 30 | | | 136,5 | | | | | | | | |
| 19-2780 | | | F | | | | | | | | | 136 | | | | | 84 | | | Disc 288mm |
| 1.5 TSI (110 kW) Eng.DADA, DPCA 5/17-8/20 | | | | | | | | | | | | | | | | | | | | |
| 19-2364 | | | F | | | | | | 36 | | | 136,4 | | | | | 84 | | | Disc 312mm |
| 19-2705 | | | R | | | | | | 30 | | | 136,5 | | | | | | | | |
| 19-2780 | | | F | | | | | | | | | 136 | | | | | 84 | | | Disc 288mm |
| 1.6 (81 kW) Eng.CWVA 5/14-11/16 | | | | | | | | | | | | | | | | | | | | |
| 19-2364 | | | F | | | | | | 36 | | | 136,4 | | | | | 84 | | | Disc 312mm |
| 19-2705 | | | R | | | | | | 30 | | | 136,5 | | | | | | | | |
| 1.6 TDI (66 kW) Eng.CRKA, CXXA, DDYB 2/14-7/18 | | | | | | | | | | | | | | | | | | | | |
| 19-2364 | | | F | | | | | | 36 | | | 136,4 | | | | | 84 | | | Disc 312mm |
| 19-2705 | | | R | | | | | | 30 | | | 136,5 | | | | | | | | |
| 1.6 TDI (81 kW) Eng.CRKB, CXXB, DBKA 2/14-11/16 | | | | | | | | | | | | | | | | | | | | |
| 19-2364 | | | F | | | | | | 36 | | | 136,4 | | | | | 84 | | | Disc 312mm |
| 19-2705 | | | R | | | | | | 30 | | | 136,5 | | | | | | | | |
| 1.6 TDI (85 kW) Eng.DDYA, DGTE 11/16-8/20 | | | | | | | | | | | | | | | | | | | | |
| 19-2364 | | | F | | | | | | 36 | | | 136,4 | | | | | 84 | | | Disc 312mm |
| 19-2705 | | | R | | | | | | 30 | | | 136,5 | | | | | | | | |
| 19-2780 | | | F | | | | | | | | | 136 | | | | | 84 | | | Disc 288mm |
| 2.0 TDI (81 kW) Eng.CRLD (05.16-11.17), CRVA (05.14-11.17), DCYB (11.1 5/14-11/17) | | | | | | | | | | | | | | | | | | | | |
| 19-2364 | | | F | | | | | | 36 | | | 136,4 | | | | | 84 | | | Disc 312mm |
| 19-2705 | | | R | | | | | | 30 | | | 136,5 | | | | | | | | |

VOLKSWAGEN

| METELLI ref | Spare Parts | | F/R | L/R | | | ABS | A | B | C | D | E | F | G | H | I | L | M | Fig | NOTE |
|--|-------------|--|-----|-----|--|--|-----|---|----|---|---|-------|---|---|---|---|---|----|-----|------------|
| 2.0 TDI (110 kW) Eng.CRLB, DCYA, DFGA 2/14-8/20 | | | | | | | | | | | | | | | | | | | | |
| 19-2364 | | | F | | | | | | 36 | | | 136,4 | | | | | | 84 | | Disc 312mm |
| 19-2705 | | | R | | | | | | 30 | | | 136,5 | | | | | | | | |
| Golf VII Variant (BA5, BV5) 4/13-1/70 | | | | | | | | | | | | | | | | | | | | |
| 1.0 TSI (63 kW) Eng.CHZK (01.17-07.18), DKLB (07.18-.) 1/17-7/19 | | | | | | | | | | | | | | | | | | | | |
| 19-2364 | | | F | | | | | | 36 | | | 136,4 | | | | | | 84 | | Disc 312mm |
| 19-2705 | | | R | | | | | | 30 | | | 136,5 | | | | | | | | |
| 19-2780 | | | F | | | | | | | | | 136 | | | | | | 84 | | Disc 288mm |
| 1.0 TSI (81 kW) Eng.CHZC 11/16-8/20 | | | | | | | | | | | | | | | | | | | | |
| 19-2364 | | | F | | | | | | 36 | | | 136,4 | | | | | | 84 | | Disc 312mm |
| 19-2705 | | | R | | | | | | 30 | | | 136,5 | | | | | | | | |
| 19-2780 | | | F | | | | | | | | | 136 | | | | | | 84 | | Disc 288mm |
| 1.0 TSI (85 kW) Eng.CHZD, DKRF 5/15-8/20 | | | | | | | | | | | | | | | | | | | | |
| 19-2364 | | | F | | | | | | 36 | | | 136,4 | | | | | | 84 | | Disc 312mm |
| 19-2705 | | | R | | | | | | 30 | | | 136,5 | | | | | | | | |
| 19-2780 | | | F | | | | | | | | | 136 | | | | | | 84 | | Disc 288mm |
| 1.2 TSI (63 kW) Eng.CJZB, CYVA 5/13-3/17 | | | | | | | | | | | | | | | | | | | | |
| 19-2364 | | | F | | | | | | 36 | | | 136,4 | | | | | | 84 | | PR 1ZA/1ZD |
| 19-2705 | | | R | | | | | | 30 | | | 136,5 | | | | | | | | |
| 1.2 TSI (77 kW) Eng.CJZA 4/13-8/20 | | | | | | | | | | | | | | | | | | | | |
| 19-2364 | | | F | | | | | | 36 | | | 136,4 | | | | | | 84 | | PR 1ZA/1ZD |
| 19-2705 | | | R | | | | | | 30 | | | 136,5 | | | | | | | | |
| 1.2 TSI (81 kW) Eng.CYVB 4/14-3/17 | | | | | | | | | | | | | | | | | | | | |
| 19-2364 | | | F | | | | | | 36 | | | 136,4 | | | | | | 84 | | PR 1ZA/1ZD |
| 19-2705 | | | R | | | | | | 30 | | | 136,5 | | | | | | | | |
| 1.4 TGI CNG (81 kW) Eng.CPWA 9/13-7/18 | | | | | | | | | | | | | | | | | | | | |
| 19-2364 | | | F | | | | | | 36 | | | 136,4 | | | | | | 84 | | PR 1ZA/1ZD |

VOLKSWAGEN

| METELLI ref | Spare Parts | | F/R | L/R | | | ABS | A | B | C | D | E | F | G | H | I | L | M | Fig | NOTE |
|--|-------------|--|-----|-----|--|--|-----|---|----|---|---|-------|---|---|---|---|---|----|-----|------------|
| 1.4 TSI (90 kW) Eng.CXSA 5/13-3/17 | | | | | | | | | | | | | | | | | | | | |
| 19-2364 | | | F | | | | | | 36 | | | 136,4 | | | | | | 84 | | PR 1ZA/1ZD |
| 19-2705 | | | R | | | | | | 30 | | | 136,5 | | | | | | | | |
| 1.4 TSI (92 kW) Eng.CZCA, CZDD 5/14-8/20 | | | | | | | | | | | | | | | | | | | | |
| 19-2364 | | | F | | | | | | 36 | | | 136,4 | | | | | | 84 | | PR 1ZA/1ZD |
| 19-2705 | | | R | | | | | | 30 | | | 136,5 | | | | | | | | |
| 1.4 TSI (103 kW) Eng.CHPA 5/13-8/20 | | | | | | | | | | | | | | | | | | | | |
| 19-2364 | | | F | | | | | | 36 | | | 136,4 | | | | | | 84 | | PR 1ZA/1ZD |
| 19-2705 | | | R | | | | | | 30 | | | 136,5 | | | | | | | | Eng. CHPA |
| 1.4 TSI (110 kW) Eng.CHPB, CZDA, DGXA 5/14-1/70 | | | | | | | | | | | | | | | | | | | | |
| 19-2364 | | | F | | | | | | 36 | | | 136,4 | | | | | | 84 | | PR 1ZA/1ZD |
| 19-2705 | | | R | | | | | | 30 | | | 136,5 | | | | | | | | |
| 1.4 TSI MultiFuel (90 kW) Eng.CPVA 4/13-3/17 | | | | | | | | | | | | | | | | | | | | |
| 19-2364 | | | F | | | | | | 36 | | | 136,4 | | | | | | 84 | | Disc 312mm |
| 19-2705 | | | R | | | | | | 30 | | | 136,5 | | | | | | | | |
| 19-2780 | | | F | | | | | | | | | 136 | | | | | | 84 | | Disc 288mm |
| 1.4 TSI MultiFuel (92 kW) Eng.CPVB 5/14-3/17 | | | | | | | | | | | | | | | | | | | | |
| 19-2364 | | | F | | | | | | 36 | | | 136,4 | | | | | | 84 | | Disc 312mm |
| 19-2705 | | | R | | | | | | 30 | | | 136,5 | | | | | | | | |
| 19-2780 | | | F | | | | | | | | | 136 | | | | | | 84 | | Disc 288mm |
| 1.5 TGI CNG (96 kW) Eng.DHFA 12/18-8/20 | | | | | | | | | | | | | | | | | | | | |
| 19-2364 | | | F | | | | | | 36 | | | 136,4 | | | | | | 84 | | Disc 312mm |
| 19-2705 | | | R | | | | | | 30 | | | 136,5 | | | | | | | | |
| 19-2780 | | | F | | | | | | | | | 136 | | | | | | 84 | | Disc 288mm |
| 1.5 TSI (96 kW) Eng.DACA, DPBA 7/17-8/20 | | | | | | | | | | | | | | | | | | | | |
| 19-2364 | | | F | | | | | | 36 | | | 136,4 | | | | | | 84 | | Disc 312mm |
| 19-2705 | | | R | | | | | | 30 | | | 136,5 | | | | | | | | |
| 19-2780 | | | F | | | | | | | | | 136 | | | | | | 84 | | Disc 288mm |

VOLKSWAGEN

| METELLI ref | Spare Parts | | F/R | L/R | | ABS | A | B | C | D | E | F | G | H | I | L | M | Fig | NOTE |
|---|-------------|--|-----|-----|--|-----|---|----|---|---|-------|---|---|---|---|----|---|-----|------------|
| 19-2780 | | | F | | | | | | | | 136 | | | | | 84 | | | Disc 288mm |
| 2.0 GTD (135 kW) Eng.CUNA, DGCA, DJGA 1/15-7/19 | | | | | | | | | | | | | | | | | | | |
| 19-2364 | | | F | | | | | 36 | | | 136,4 | | | | | 84 | | | PR 1ZA/1ZD |
| 19-2705 | | | R | | | | | 30 | | | 136,5 | | | | | | | | |
| 2.0 R 360S 4motion (265 kW) Eng.CJXC 9/16-3/17 | | | | | | | | | | | | | | | | | | | |
| 19-2364 | | | F | | | | | 36 | | | 136,4 | | | | | 84 | | | |
| 19-2780 | | | R | | | | | | | | 136 | | | | | 84 | | | |
| 2.0 R 4motion (206 kW) Eng.CJXB 3/15-3/17 | | | | | | | | | | | | | | | | | | | |
| 19-2364 | | | F | | | | | 36 | | | 136,4 | | | | | 84 | | | |
| 19-2780 | | | R | | | | | | | | 136 | | | | | 84 | | | |
| 2.0 R 4motion (213 kW) Eng.CJXD (12.16-07.18), DJHB (12.16-), DNUC (09.18-) 12/16-8/20 | | | | | | | | | | | | | | | | | | | |
| 19-2364 | | | F | | | | | 36 | | | 136,4 | | | | | 84 | | | |
| 19-2780 | | | R | | | | | | | | 136 | | | | | 84 | | | |
| 2.0 R 4motion (221 kW) Eng.CJXC, DNUE 3/15-8/20 | | | | | | | | | | | | | | | | | | | |
| 19-2364 | | | F | | | | | 36 | | | 136,4 | | | | | 84 | | | |
| 19-2780 | | | R | | | | | | | | 136 | | | | | 84 | | | |
| 2.0 R 4motion (228 kW) Eng.CJXG, DJHA 12/16-8/20 | | | | | | | | | | | | | | | | | | | |
| 19-2364 | | | F | | | | | 36 | | | 136,4 | | | | | 84 | | | |
| 19-2780 | | | R | | | | | | | | 136 | | | | | 84 | | | |
| 2.0 TDI (81 kW) Eng.CRLD (11.15-03.17), CRVA (05.13-03.17), CYKB (05.1 5/13-8/20 | | | | | | | | | | | | | | | | | | | |
| 19-2364 | | | F | | | | | 36 | | | 136,4 | | | | | 84 | | | PR 1ZA/1ZD |
| 19-2705 | | | R | | | | | 30 | | | 136,5 | | | | | | | | Eng. CRVA |
| 2.0 TDI (110 kW) Eng.CRBC, CRLB, CRUA, DCYA, DEJA, DFGA 4/13-1/70 | | | | | | | | | | | | | | | | | | | |
| 19-2364 | | | F | | | | | 36 | | | 136,4 | | | | | 84 | | | PR 1ZA/1ZD |
| 19-2705 | | | R | | | | | 30 | | | 136,5 | | | | | | | | |
| 2.0 TDI 4motion (110 kW) Eng.CRBC, CRLB, DCYA 4/13-5/18 | | | | | | | | | | | | | | | | | | | |
| 19-2317 | | | F/R | | | | | | | | 137 | | | | | 84 | | | |
| 19-2364 | | | F | | | | | 36 | | | 136,4 | | | | | 84 | | | PR 1ZA/1ZD |

VOLKSWAGEN

| METELLI ref | Spare Parts | | F/R | L/R | | ABS | A | B | C | D | E | F | G | H | I | L | M | Fig | NOTE |
|---|-------------|--------|-----|-----|--|-----|---|----|---|---|-------|---|---|---|---|----|---|-----|-----------------|
| 19-2780 | | | F | | | | | | | | 136 | | | | | 84 | | | Disc 288mm |
| Golf VIII (CD1) 7/19-1/70 | | | | | | | | | | | | | | | | | | | |
| 1.0 eTSI (81 kW) Eng.DLAA 6/20-1/70 | | | | | | | | | | | | | | | | | | | |
| 19-2364 | | | F | | | | | 36 | | | 136,4 | | | | | 84 | | | Disc 312mm |
| 1.0 TSI (81 kW) Eng.DLAA 2/20-1/70 | | | | | | | | | | | | | | | | | | | |
| 19-2364 | | | F | | | | | 36 | | | 136,4 | | | | | 84 | | | Disc 312mm |
| 1.4 GTE Plug-in Hybrid (110 kW) Eng.DGEA 7/20-1/70 | | | | | | | | | | | | | | | | | | | |
| 19-2364 | | | F | | | | | 36 | | | 136,4 | | | | | 84 | | | Disc 312mm |
| 1.5 eTSI (110 kW) Eng.DFYA 12/19-1/70 | | | | | | | | | | | | | | | | | | | |
| 19-2364 | | | F | | | | | 36 | | | 136,4 | | | | | 84 | | | Disc 312mm |
| 2.0 GTI (180 kW) Eng.DLBA (12.20-), DNPA, DRNA (08.21-) 8/20-1/70 | | | | | | | | | | | | | | | | | | | |
| 19-2364 | | | F | | | | | 36 | | | 136,4 | | | | | 84 | | | Disc 312mm |
| 2.0 TDI 4motion (110 kW) Eng.DTTC 6/21-1/70 | | | | | | | | | | | | | | | | | | | |
| 19-2364 | | | F | | | | | 36 | | | 136,4 | | | | | 84 | | | Exc. Disc 288mm |
| 2.0 TDI 4motion (147 kW) Eng.DTUA 9/20-1/70 | | | | | | | | | | | | | | | | | | | |
| 19-2780 | | | F | | | | | | | | 136 | | | | | 84 | | | Disc 288mm |
| 2.0 TDI BlueMotion (85 kW) Eng.DSUD, DTRB (11.20-), DTRD (09.20-) 8/19-1/70 | | | | | | | | | | | | | | | | | | | |
| 19-2364 | | | F | | | | | 36 | | | 136,4 | | | | | 84 | | | Disc 312mm |
| 2.0 TDI BlueMotion (110 kW) Eng.DSRB, DTSA, DTSA, DTTA (11.21-), DTTC (11.21-) 8/19-1/70 | | | | | | | | | | | | | | | | | | | |
| 19-2364 | | | F | | | | | 36 | | | 136,4 | | | | | 84 | | | Disc 312mm |
| 2.0 TSI 4motion (140 kW) Eng.DNNA 6/21-1/70 | | | | | | | | | | | | | | | | | | | |
| 19-2364 | | | F | | | | | 36 | | | 136,4 | | | | | 84 | | | Exc. Disc 288mm |
| 2.0 TSI R 4motion (235 kW) Eng.DNFG, DSFE (02.21-), DSFF (08.21-) 9/20-1/70 | | | | | | | | | | | | | | | | | | | |
| 19-2780 | | | F | | | | | | | | 136 | | | | | 84 | | | Disc 288mm |
| ID.3 (E11) 7/20-1/70 | | | | | | | | | | | | | | | | | | | |
| 1st (110 kW) Eng.EBJD 3/20-1/70 | | | | | | | | | | | | | | | | | | | |
| 19-2364 | | -07/20 | F | | | | | 36 | | | 136,4 | | | | | 84 | | | |

VOLKSWAGEN

| METELLI ref | Spare Parts | | F/R | L/R | | | ABS | A | B | C | D | E | F | G | H | I | L | M | Fig | NOTE |
|---|-------------|--------|-----|-----|--|--|-----|---|----|-------|-------|-------|---|---|---|---|-------|---|-----|------|
| 19-2364 | | | R | | | | | | 36 | | | 136,4 | | | | | 84 | | | |
| 1st (150 kW) Eng.EBJC 11/19-1/70 | | | | | | | | | | | | | | | | | | | | |
| 19-2364 | | -07/20 | F | | | | | | 36 | | | 136,4 | | | | | 84 | | | |
| 19-2364 | | | R | | | | | | 36 | | | 136,4 | | | | | 84 | | | |
| Pro S (150 kW) Eng.EBJA 11/21-1/70 | | | | | | | | | | | | | | | | | | | | |
| 19-2364 | | | F | | | | | | 36 | | | 136,4 | | | | | 84 | | | |
| 19-2364 | | | R | | | | | | 36 | | | 136,4 | | | | | 84 | | | |
| Jetta I (16) 8/78-7/84 | | | | | | | | | | | | | | | | | | | | |
| 1.1 (37 kW) Eng.GG 8/79-2/84 | | | | | | | | | | | | | | | | | | | | |
| 19-2222 | | | F | | | | | | | 34 | 64 | | | | | | 37 | | | |
| 19-2500 | | | R | | | | | | | 17,46 | 50,29 | | | | | | 14,73 | | | |
| 1.3 (43 kW) Eng.GS 8/82-2/84 | | | | | | | | | | | | | | | | | | | | |
| 19-2222 | | | F | | | | | | | 34 | 64 | | | | | | 37 | | | |
| 19-2500 | | | R | | | | | | | 17,46 | 50,29 | | | | | | 14,73 | | | |
| 1.3 (44 kW) Eng.GF 8/79-2/84 | | | | | | | | | | | | | | | | | | | | |
| 19-2222 | | | F | | | | | | | 34 | 64 | | | | | | 37 | | | |
| 19-2500 | | | R | | | | | | | 17,46 | 50,29 | | | | | | 14,73 | | | |
| 1.5 (51 kW) Eng.JB 8/78-2/84 | | | | | | | | | | | | | | | | | | | | |
| 19-2222 | | | F | | | | | | | 34 | 64 | | | | | | 37 | | | |
| 19-2500 | | | R | | | | | | | 17,46 | 50,29 | | | | | | 14,73 | | | |
| 1.5 D (37 kW) Eng.CK 8/78-7/80 | | | | | | | | | | | | | | | | | | | | |
| 19-2222 | | | F | | | | | | | 34 | 64 | | | | | | 37 | | | |
| 19-2500 | | | R | | | | | | | 17,46 | 50,29 | | | | | | 14,73 | | | |
| 1.6 (55 kW) Eng.EM 8/81-7/83 | | | | | | | | | | | | | | | | | | | | |
| 19-2222 | | | F | | | | | | | 34 | 64 | | | | | | 37 | | | |
| 19-2500 | | | R | | | | | | | 17,46 | 50,29 | | | | | | 14,73 | | | |
| 1.6 (55 kW) Eng.EW 8/82-7/83 | | | | | | | | | | | | | | | | | | | | |
| 19-2222 | | | F | | | | | | | 34 | 64 | | | | | | 37 | | | |

VOLKSWAGEN

| METELLI ref | Spare Parts | | F/R | L/R | | ABS | A | B | C | D | E | F | G | H | I | L | M | Fig | NOTE |
|---|-------------|--------|-----|-----|--|-----|---|---|-------|-------|---|---|---|---|---|-------|---|-----|------|
| 19-2500 | | | R | | | | | | 17,46 | 50,29 | | | | | | 14,73 | | | |
| 1.6 (63 kW) Eng.FR 8/78-2/84 | | | | | | | | | | | | | | | | | | | |
| 19-2222 | | | F | | | | | | 34 | 64 | | | | | | 37 | | | |
| 19-2500 | | | R | | | | | | 17,46 | 50,29 | | | | | | 14,73 | | | |
| 1.6 D (40 kW) Eng.CR (08.80-02.84), JK (08.82-02.84) 8/80-2/84 | | | | | | | | | | | | | | | | | | | |
| 19-2222 | | | F | | | | | | 34 | 64 | | | | | | 37 | | | |
| 19-2500 | | | R | | | | | | 17,46 | 50,29 | | | | | | 14,73 | | | |
| 1.6 GLI (81 kW) Eng.EG 8/78-7/82 | | | | | | | | | | | | | | | | | | | |
| 19-2222 | | | F | | | | | | 34 | 64 | | | | | | 37 | | | |
| 19-2500 | | | R | | | | | | 17,46 | 50,29 | | | | | | 14,73 | | | |
| 1.6 TD (51 kW) Eng.CY 3/82-2/84 | | | | | | | | | | | | | | | | | | | |
| 19-2222 | | | F | | | | | | 34 | 64 | | | | | | 37 | | | |
| 19-2500 | | | R | | | | | | 17,46 | 50,29 | | | | | | 14,73 | | | |
| 1.8 (82 kW) Eng.DX, JJ 8/82-2/84 | | | | | | | | | | | | | | | | | | | |
| 19-2222 | | | F | | | | | | 34 | 64 | | | | | | 37 | | | |
| 19-2500 | | | R | | | | | | 17,46 | 50,29 | | | | | | 14,73 | | | |
| Jetta II (19E, 1G2, 165) 8/83-12/92 | | | | | | | | | | | | | | | | | | | |
| 1.3 (40 kW) Eng.HK (01.84-07.85), MH 1/84-6/87 | | | | | | | | | | | | | | | | | | | |
| 19-2222 | | -12/84 | F | | | | | | 34 | 64 | | | | | | 37 | | | |
| 19-2223 | | | F | | | | | | 35 | 66 | | | | | | 37 | | | |
| 19-2500 | | | R | | | | | | 17,46 | 50,29 | | | | | | 14,73 | | | |
| 1.3 (43 kW) Eng.GT 1/84-10/86 | | | | | | | | | | | | | | | | | | | |
| 19-2222 | | -12/84 | F | | | | | | 34 | 64 | | | | | | 37 | | | |
| 19-2223 | | | F | | | | | | 35 | 66 | | | | | | 37 | | | |
| 19-2500 | | | R | | | | | | 17,46 | 50,29 | | | | | | 14,73 | | | |
| 1.3 Cat (40 kW) Eng.2G (08.89-12.91), MH (06.87-12.88), NZ (06.87-12.9 6/87-12/91 | | | | | | | | | | | | | | | | | | | |
| 19-2223 | | -12/87 | F | | | | | | 35 | 66 | | | | | | 37 | | | |
| 19-2224 | | 01/88- | F | | | | | | 40 | 72 | | | | | | 37 | | | |

VOLKSWAGEN

| METELLI ref | Spare Parts | | F/R | L/R | | | ABS | A | B | C | D | E | F | G | H | I | L | M | Fig | NOTE |
|---|-------------|--------|-----|-----|--|--|-----|---|---|-------|-------|---|---|---|---|---|-------|---|-----|------|
| 19-2500 | | | R | | | | | | | 17,46 | 50,29 | | | | | | 14,73 | | | |
| 1.6 (51 kW) Eng.PN 10/86-10/91 | | | | | | | | | | | | | | | | | | | | |
| 19-2223 | | -12/87 | F | | | | | | | 35 | 66 | | | | | | 37 | | | |
| 19-2224 | | 01/88- | F | | | | | | | 40 | 72 | | | | | | 37 | | | |
| 19-2500 | | | R | | | | | | | 17,46 | 50,29 | | | | | | 14,73 | | | |
| 1.6 (53 kW) Eng.RF 3/86-10/91 | | | | | | | | | | | | | | | | | | | | |
| 19-2223 | | -12/87 | F | | | | | | | 35 | 66 | | | | | | 37 | | | |
| 19-2224 | | 01/88- | F | | | | | | | 40 | 72 | | | | | | 37 | | | |
| 19-2500 | | | R | | | | | | | 17,46 | 50,29 | | | | | | 14,73 | | | |
| 1.6 (55 kW) Eng.ABN, EZ, HM 1/84-7/92 | | | | | | | | | | | | | | | | | | | | |
| 19-2222 | | -12/84 | F | | | | | | | 34 | 64 | | | | | | 37 | | | |
| 19-2223 | | -12/87 | F | | | | | | | 35 | 66 | | | | | | 37 | | | |
| 19-2224 | | 01/88- | F | | | | | | | 40 | 72 | | | | | | 37 | | | |
| 19-2500 | | | R | | | | | | | 17,46 | 50,29 | | | | | | 14,73 | | | |
| 1.6 D (40 kW) Eng.JP, ME (05.88-10.91) 1/84-10/91 | | | | | | | | | | | | | | | | | | | | |
| 19-2222 | | -12/84 | F | | | | | | | 34 | 64 | | | | | | 37 | | | |
| 19-2223 | | -12/87 | F | | | | | | | 35 | 66 | | | | | | 37 | | | |
| 19-2224 | | 01/88- | F | | | | | | | 40 | 72 | | | | | | 37 | | | |
| 19-2500 | | | R | | | | | | | 17,46 | 50,29 | | | | | | 14,73 | | | |
| 1.6 TD (44 kW) Eng.1V (01.90-10.91) 1/90-10/91 | | | | | | | | | | | | | | | | | | | | |
| 19-2224 | | | F | | | | | | | 40 | 72 | | | | | | 37 | | | |
| 19-2500 | | | R | | | | | | | 17,46 | 50,29 | | | | | | 14,73 | | | |
| 1.6 TD (51 kW) Eng.JR, MF (05.88-.) 1/84-10/91 | | | | | | | | | | | | | | | | | | | | |
| 19-2222 | | -12/84 | F | | | | | | | 34 | 64 | | | | | | 37 | | | |
| 19-2223 | | -12/87 | F | | | | | | | 35 | 66 | | | | | | 37 | | | |
| 19-2224 | | 01/88- | F | | | | | | | 40 | 72 | | | | | | 37 | | | |
| 19-2500 | | | R | | | | | | | 17,46 | 50,29 | | | | | | 14,73 | | | |
| 1.6 TD (59 kW) Eng.RA, SB 4/89-10/91 | | | | | | | | | | | | | | | | | | | | |
| 19-2224 | | | F | | | | | | | 40 | 72 | | | | | | 37 | | | |

VOLKSWAGEN

| METELLI ref | Spare Parts | | F/R | L/R | | | ABS | A | B | C | D | E | F | G | H | I | L | M | Fig | NOTE |
|---|-------------|--------|-----|-----|--|--|-----|---|---|-------|-------|---|---|---|---|---|-------|---|-----|------|
| 19-2500 | | | R | | | | | | | 17,46 | 50,29 | | | | | | 14,73 | | | |
| 1.8 (62 kW) Eng.RH (08.86-01.90) 8/86-1/90 | | | | | | | | | | | | | | | | | | | | |
| 19-2223 | | -12/87 | F | | | | | | | 35 | 66 | | | | | | 37 | | | |
| 19-2224 | | 01/88- | F | | | | | | | 40 | 72 | | | | | | 37 | | | |
| 19-2500 | | | R | | | | | | | 17,46 | 50,29 | | | | | | 14,73 | | | |
| 1.8 (66 kW) Eng.GU (08.84-10.91), GX (08.84-10.87), HV (08.84-05.8 8/84-10/91 | | | | | | | | | | | | | | | | | | | | |
| 19-2222 | | -12/84 | F | | | | | | | 34 | 64 | | | | | | 37 | | | |
| 19-2223 | | -12/87 | F | | | | | | | 35 | 66 | | | | | | 37 | | | |
| 19-2224 | | 01/88- | F | | | | | | | 40 | 72 | | | | | | 37 | | | |
| 19-2500 | | | R | | | | | | | 17,46 | 50,29 | | | | | | 14,73 | | | |
| 1.8 (70 kW) Eng.JH 8/84-7/88 | | | | | | | | | | | | | | | | | | | | |
| 19-2500 | | | R | | | | | | | 17,46 | 50,29 | | | | | | 14,73 | | | |
| 1.8 (77 kW) Eng.HT, RV 1/85-12/92 | | | | | | | | | | | | | | | | | | | | |
| 19-2500 | | | R | | | | | | | 17,46 | 50,29 | | | | | | 14,73 | | | |
| 1.8 (79 kW) Eng.RD (08.85-10.87) 8/85-10/87 | | | | | | | | | | | | | | | | | | | | |
| 19-2223 | | | F | | | | | | | 35 | 66 | | | | | | 37 | | | |
| 19-2500 | | | R | | | | | | | 17,46 | 50,29 | | | | | | 14,73 | | | |
| 1.8 (82 kW) Eng.EV (01.84-04.87), GZ (01.84-), PB (01.87-12.87) 1/84-10/91 | | | | | | | | | | | | | | | | | | | | |
| 19-2222 | | -12/84 | F | | | | | | | 34 | 64 | | | | | | 37 | | | |
| 19-2223 | | -12/87 | F | | | | | | | 35 | 66 | | | | | | 37 | | | |
| 19-2224 | | 01/88- | F | | | | | | | 40 | 72 | | | | | | 37 | | | |
| 19-2500 | | | R | | | | | | | 17,46 | 50,29 | | | | | | 14,73 | | | |
| 1.8 16V (95 kW) Eng.PL 8/86-10/91 | | | | | | | | | | | | | | | | | | | | |
| 19-2223 | | -12/87 | F | | | | | | | 35 | 66 | | | | | | 37 | | | |
| 19-2224 | | 01/88- | F | | | | | | | 40 | 72 | | | | | | 37 | | | |
| 19-2500 | | | R | | | | | | | 17,46 | 50,29 | | | | | | 14,73 | | | |
| 1.8 16V (102 kW) Eng.KR 6/87-12/89 | | | | | | | | | | | | | | | | | | | | |
| 19-2223 | | -12/87 | F | | | | | | | 35 | 66 | | | | | | 37 | | | |
| 19-2224 | | 01/88- | F | | | | | | | 40 | 72 | | | | | | 37 | | | |

VOLKSWAGEN

| METELLI ref | Spare Parts | | F/R | L/R | | | ABS | A | B | C | D | E | F | G | H | I | L | M | Fig | NOTE |
|--|-------------|--------|-----|-----|--|--|-----|---|---|-------|-------|-------|---|---|---|---|-------|---|-----|------|
| 19-2500 | | | R | | | | | | | 17,46 | 50,29 | | | | | | 14,73 | | | |
| 1.8 Cat (66 kW) Eng.GX, RP 8/87-10/91 | | | | | | | | | | | | | | | | | | | | |
| 19-2223 | | -12/87 | F | | | | | | | 35 | 66 | | | | | | 37 | | | |
| 19-2224 | | 01/88- | F | | | | | | | 40 | 72 | | | | | | 37 | | | |
| 19-2500 | | | R | | | | | | | 17,46 | 50,29 | | | | | | 14,73 | | | |
| 1.8 Cat (79 kW) Eng.PF (01.87-10.91) 1/87-10/91 | | | | | | | | | | | | | | | | | | | | |
| 19-2223 | | -12/87 | F | | | | | | | 35 | 66 | | | | | | 37 | | | |
| 19-2224 | | 01/88- | F | | | | | | | 40 | 72 | | | | | | 37 | | | |
| 19-2500 | | | R | | | | | | | 17,46 | 50,29 | | | | | | 14,73 | | | |
| 1.8 Syncro (62 kW) Eng.RH 8/87-7/88 | | | | | | | | | | | | | | | | | | | | |
| 19-2102 | | | R | | | | | | | 39 | 68 | | | | | | 37 | | | |
| 1.8 Syncro (66 kW) Eng.GU, GX, RP (08.87-12.88) 8/87-12/88 | | | | | | | | | | | | | | | | | | | | |
| 19-2102 | | | R | | | | | | | 39 | 68 | | | | | | 37 | | | |
| 19-2223 | | -12/87 | F | | | | | | | 35 | 66 | | | | | | 37 | | | |
| 19-2224 | | 01/88- | F | | | | | | | 40 | 72 | | | | | | 37 | | | |
| 1.8 Syncro (72 kW) Eng.1P 8/88-7/91 | | | | | | | | | | | | | | | | | | | | |
| 19-2102 | | | R | | | | | | | 39 | 68 | | | | | | 37 | | | |
| 19-2224 | | | F | | | | | | | 40 | 72 | | | | | | 37 | | | |
| 2.0 (100 kW) Eng.9A 8/89-7/92 | | | | | | | | | | | | | | | | | | | | |
| 19-2224 | | | F | | | | | | | 40 | 72 | | | | | | 37 | | | |
| 19-2500 | | | R | | | | | | | 17,46 | 50,29 | | | | | | 14,73 | | | |
| Jetta III (1K2) 8/05-10/10 | | | | | | | | | | | | | | | | | | | | |
| 1.4 TSI (90 kW) Eng.CAXA 5/07-10/10 | | | | | | | | | | | | | | | | | | | | |
| 19-2317 | | | F | | | | | | | | | 137 | | | | | 84 | | | |
| 19-2704 | | | R | | | | | | | | | 136,9 | | | | | | | | |
| 1.4 TSI (103 kW) Eng.BMY 7/06-10/10 | | | | | | | | | | | | | | | | | | | | |
| 19-2317 | | | F | | | | | | | | | 137 | | | | | 84 | | | |
| 19-2704 | | | R | | | | | | | | | 136,9 | | | | | | | | |

| VOLKSWAGEN | | | | | | | | | | | | | | | | | | | | |
|--|-------------|--|-----|-----|--|--|-----|---|---|---|---|-------|---|---|---|---|----|---|-----|------|
| METELLI ref | Spare Parts | | F/R | L/R | | | ABS | A | B | C | D | E | F | G | H | I | L | M | Fig | NOTE |
| 1.4 TSI (118 kW) Eng.CAVD 7/08-10/10 | | | | | | | | | | | | | | | | | | | | |
| 19-2317 | | | F | | | | | | | | | 137 | | | | | 84 | | | |
| 19-2704 | | | R | | | | | | | | | 136,9 | | | | | | | | |
| 1.4 TSI (125 kW) Eng.BLG 7/06-10/10 | | | | | | | | | | | | | | | | | | | | |
| 19-2317 | | | F | | | | | | | | | 137 | | | | | 84 | | | |
| 19-2704 | | | R | | | | | | | | | 136,9 | | | | | | | | |
| 1.6 (75 kW) Eng.BGU, BSE, BSF, CCSA 9/04-10/10 | | | | | | | | | | | | | | | | | | | | |
| 19-2317 | | | F | | | | | | | | | 137 | | | | | 84 | | | |
| 19-2704 | | | R | | | | | | | | | 136,9 | | | | | | | | |
| 1.6 FSI (85 kW) Eng.BLF 9/05-10/10 | | | | | | | | | | | | | | | | | | | | |
| 19-2317 | | | F | | | | | | | | | 137 | | | | | 84 | | | |
| 19-2704 | | | R | | | | | | | | | 136,9 | | | | | | | | |
| 1.6 MultiFuel (75 kW) Eng.CCSA 1/08-10/10 | | | | | | | | | | | | | | | | | | | | |
| 19-2317 | | | F | | | | | | | | | 137 | | | | | 84 | | | |
| 19-2704 | | | R | | | | | | | | | 136,9 | | | | | | | | |
| 1.6 TDI (66 kW) Eng.CAYB 12/09-10/10 | | | | | | | | | | | | | | | | | | | | |
| 19-2317 | | | F | | | | | | | | | 137 | | | | | 84 | | | |
| 19-2704 | | | R | | | | | | | | | 136,9 | | | | | | | | |
| 1.6 TDI (77 kW) Eng.CAYC 6/09-10/10 | | | | | | | | | | | | | | | | | | | | |
| 19-2317 | | | F | | | | | | | | | 137 | | | | | 84 | | | |
| 19-2704 | | | R | | | | | | | | | 136,9 | | | | | | | | |
| 1.9 TDI (77 kW) Eng.BKC, BLS, BXE 8/05-10/10 | | | | | | | | | | | | | | | | | | | | |
| 19-2317 | | | F | | | | | | | | | 137 | | | | | 84 | | | |
| 19-2704 | | | R | | | | | | | | | 136,9 | | | | | | | | |
| 2.0 FSI (110 kW) Eng.BLR, BLX, BLY, BVY, BVZ 8/05-10/10 | | | | | | | | | | | | | | | | | | | | |
| 19-2317 | | | F | | | | | | | | | 137 | | | | | 84 | | | |
| 19-2704 | | | R | | | | | | | | | 136,9 | | | | | | | | |
| 2.0 TDI (100 kW) Eng.AZV, CBDA 9/05-10/10 | | | | | | | | | | | | | | | | | | | | |
| 19-2317 | | | F | | | | | | | | | 137 | | | | | 84 | | | |

VOLKSWAGEN

| METELLI ref | Spare Parts | | F/R | L/R | | | ABS | A | B | C | D | E | F | G | H | I | L | M | Fig | NOTE |
|--|-------------|--------|-----|-----|--|--|-----|---|----|---|---|-------|---|---|---|---|----|---|-----|--------|
| 19-2704 | | | R | | | | | | | | | 136,9 | | | | | | | | |
| 2.0 TDI (103 kW) Eng.BMM 10/05-10/10 | | | | | | | | | | | | | | | | | | | | |
| 19-2317 | | | F | | | | | | | | | 137 | | | | | 84 | | | |
| 19-2704 | | | R | | | | | | | | | 136,9 | | | | | | | | |
| 2.0 TDI (125 kW) Eng.BMN, CEGA 10/06-10/10 | | | | | | | | | | | | | | | | | | | | |
| 19-2317 | | | F | | | | | | | | | 137 | | | | | 84 | | | |
| 19-2704 | | | R | | | | | | | | | 136,9 | | | | | | | | |
| 2.0 TDI 16V (103 kW) Eng.BKD, CBDB, CBEA, CJAA 8/05-10/10 | | | | | | | | | | | | | | | | | | | | |
| 19-2317 | | | F | | | | | | | | | 137 | | | | | 84 | | | |
| 19-2704 | | | R | | | | | | | | | 136,9 | | | | | | | | |
| 2.0 TFSI (147 kW) Eng.AXX, BPY, BWA, CAWB, CBFA, CCTA 10/05-10/10 | | | | | | | | | | | | | | | | | | | | |
| 19-2317 | | | F | | | | | | | | | 137 | | | | | 84 | | | |
| 19-2704 | | | R | | | | | | | | | 136,9 | | | | | | | | |
| 2.5 (110 kW) Eng.BGP, BGQ, BTK 1/06-10/10 | | | | | | | | | | | | | | | | | | | | |
| 19-2317 | | | F | | | | | | | | | 137 | | | | | 84 | | | |
| 19-2704 | | | R | | | | | | | | | 136,9 | | | | | | | | |
| 2.5 (125 kW) Eng.CBTA, CBUA, CCCA 7/08-10/10 | | | | | | | | | | | | | | | | | | | | |
| 19-2317 | | | F | | | | | | | | | 137 | | | | | 84 | | | |
| 19-2704 | | | R | | | | | | | | | 136,9 | | | | | | | | |
| Jetta IV (162, 163) 8/02-1/70 | | | | | | | | | | | | | | | | | | | | |
| 1.2 TSI (77 kW) Eng.CBZB 10/10-12/17 | | | | | | | | | | | | | | | | | | | | |
| 19-2317 | | | F | | | | | | | | | 137 | | | | | 84 | | | |
| 19-2704 | | | R | | | | | | | | | 136,9 | | | | | | | | PR-0N4 |
| 19-2705 | | -07/13 | R | | | | | | 30 | | | 136,5 | | | | | | | | PR-0N9 |
| 1.2 TSI 16V (77 kW) Eng.CYVD 8/14-12/17 | | | | | | | | | | | | | | | | | | | | |
| 19-2317 | | | F | | | | | | | | | 137 | | | | | 84 | | | |
| 19-2704 | | | R | | | | | | | | | 136,9 | | | | | | | | |

VOLKSWAGEN

| METELLI ref | Spare Parts | | F/R | L/R | | | ABS | A | B | C | D | E | F | G | H | I | L | M | Fig | NOTE |
|---|-------------|--------|-----|-----|--|--|-----|----|---|---|---|-------|---|---|---|---|----|---|-----|--------|
| 1.6 (81 kW) Eng.CWVA 9/15-1/70 | | | | | | | | | | | | | | | | | | | | |
| 19-2317 | | | F | | | | | | | | | 137 | | | | | 84 | | | |
| 19-2704 | | | R | | | | | | | | | 136,9 | | | | | | | | |
| 1.6 MPi (66 kW) Eng.CWVB 9/15-4/18 | | | | | | | | | | | | | | | | | | | | |
| 19-2317 | | | F | | | | | | | | | 137 | | | | | 84 | | | |
| 19-2704 | | | R | | | | | | | | | 136,9 | | | | | | | | |
| 1.6 TDI (77 kW) Eng.CAYC 4/10-7/15 | | | | | | | | | | | | | | | | | | | | |
| 19-2317 | | | F | | | | | | | | | 137 | | | | | 84 | | | |
| 19-2704 | | | R | | | | | | | | | 136,9 | | | | | | | | PR-0N4 |
| 19-2705 | | -07/13 | R | | | | | 30 | | | | 136,5 | | | | | | | | PR-0N9 |
| 1.8 TSI (125 kW) Eng.CPKA, CPRA 7/14-1/70 | | | | | | | | | | | | | | | | | | | | |
| 19-2317 | | | F | | | | | | | | | 137 | | | | | 84 | | | |
| 19-2704 | | | R | | | | | | | | | 136,9 | | | | | | | | |
| 2.0 (85 kW) Eng.CBPA, CKJA 6/10-12/17 | | | | | | | | | | | | | | | | | | | | |
| 19-2317 | | | F | | | | | | | | | 137 | | | | | 84 | | | |
| 19-2704 | | | R | | | | | | | | | 136,9 | | | | | | | | PR-0N4 |
| 19-2705 | | -07/13 | R | | | | | 30 | | | | 136,5 | | | | | | | | PR-0N9 |
| 2.0 TDI (81 kW) Eng.CLCA, CUUA (08.14-12.17) 10/10-1/70 | | | | | | | | | | | | | | | | | | | | |
| 19-2317 | | | F | | | | | | | | | 137 | | | | | 84 | | | |
| 19-2704 | | | R | | | | | | | | | 136,9 | | | | | | | | |
| 2.0 TDI (103 kW) Eng.CFFB, CFHC, CJAA, CLCB 2/11-1/70 | | | | | | | | | | | | | | | | | | | | |
| 19-2317 | | | F | | | | | | | | | 137 | | | | | 84 | | | |
| 19-2704 | | | R | | | | | | | | | 136,9 | | | | | | | | PR-0N4 |
| 19-2705 | | -07/13 | R | | | | | 30 | | | | 136,5 | | | | | | | | PR-0N9 |
| 2.0 TDI (110 kW) Eng.CUUB, CVCA, DELA, DGMA 7/14-1/70 | | | | | | | | | | | | | | | | | | | | |
| 19-2317 | | | F | | | | | | | | | 137 | | | | | 84 | | | |
| 19-2704 | | | R | | | | | | | | | 136,9 | | | | | | | | |
| 2.0 TSI (147 kW) Eng.CBFA, CCTA, CCZA 12/10-1/70 | | | | | | | | | | | | | | | | | | | | |
| 19-2317 | | | F | | | | | | | | | 137 | | | | | 84 | | | |

VOLKSWAGEN

| METELLI ref | Spare Parts | | F/R | L/R | | ABS | A | B | C | D | E | F | G | H | I | L | M | Fig | NOTE |
|--|-------------|--------|-----|-----|--|-----|---|----|-------|-------|-------|---|---|---|---|---|-------|-----|-----------------|
| 19-2704 | | | R | | | | | | | | 136,9 | | | | | | | | PR-0N4 |
| 19-2705 | | -07/13 | R | | | | | 30 | | | 136,5 | | | | | | | | PR-0N9 |
| 2.0 TSI (155 kW) Eng.CPLA, CPPA 12/12-12/17 | | | | | | | | | | | | | | | | | | | |
| 19-2317 | | | F | | | | | | | | 137 | | | | | | 84 | | |
| 19-2704 | | | R | | | | | | | | 136,9 | | | | | | | | PR-0N4 |
| 19-2705 | | -07/13 | R | | | | | 30 | | | 136,5 | | | | | | | | PR-0N9 |
| 2.5 (125 kW) Eng.CBTA, CBUA, CCCA 4/10-1/70 | | | | | | | | | | | | | | | | | | | |
| 19-2317 | | | F | | | | | | | | 137 | | | | | | 84 | | |
| 19-2704 | | | R | | | | | | | | 136,9 | | | | | | | | |
| Kaefer Cabrio (15)/ Carocha/ Coccinelle/ Escara 7/49-3/81 | | | | | | | | | | | | | | | | | | | |
| 1302 1.3 (29 kW) Eng.AC 8/70-7/74 | | | | | | | | | | | | | | | | | | | |
| 19-2221 | | -12/72 | F | | | | | | 17,46 | 50,29 | | | | | | | 14,73 | | Exc. Mod. 1302S |
| 19-2500 | | -12/72 | F | | | | | | 17,46 | 50,29 | | | | | | | 14,73 | | Mod. 1302 S |
| 1302 1.6 (34 kW) Eng.AF 8/70-7/74 | | | | | | | | | | | | | | | | | | | |
| 19-2221 | | -12/72 | F | | | | | | 17,46 | 50,29 | | | | | | | 14,73 | | Exc. Mod. 1302S |
| 19-2500 | | -12/72 | F | | | | | | 17,46 | 50,29 | | | | | | | 14,73 | | Mod. 1302 S |
| 1302,1303 1.6 (37 kW) Eng.AD, AS 7/70-6/79 | | | | | | | | | | | | | | | | | | | |
| 19-2500 | | | F | | | | | | 17,46 | 50,29 | | | | | | | 14,73 | | |
| 1303 1.2 (25 kW) Eng.D 4/75-12/79 | | | | | | | | | | | | | | | | | | | |
| 19-2500 | | -12/78 | F | | | | | | 17,46 | 50,29 | | | | | | | 14,73 | | |
| 1303 1.3 (32 kW) Eng.AB, AR 7/70-3/81 | | | | | | | | | | | | | | | | | | | |
| 19-2500 | | -12/78 | F | | | | | | 17,46 | 50,29 | | | | | | | 14,73 | | |
| 1303 1.6 (35 kW) Eng.AE, AH, AK 8/70-7/74 | | | | | | | | | | | | | | | | | | | |
| 19-2500 | | | F | | | | | | 17,46 | 50,29 | | | | | | | 14,73 | | |
| 1500 1.5 (32 kW) Eng.H 1/66-12/70 | | | | | | | | | | | | | | | | | | | |
| 19-2500 | | 03/68- | F | | | | | | 17,46 | 50,29 | | | | | | | 14,73 | | |
| 19-2853 | | -02/68 | F | | | | | | 17,5 | 50,3 | | | | | | | 14,6 | | Ch. -118857239 |

VOLKSWAGEN

| METELLI ref | Spare Parts | | F/R | L/R | | | ABS | A | B | C | D | E | F | G | H | I | L | M | Fig | NOTE |
|--|-------------|-------------|-----|-----|--|--|-----|---|---|-------|-------|---|---|---|---|---|-------|---|-----|-----------------|
| 1500 1.6 (35 kW) Eng.B 7/69-7/70 | | | | | | | | | | | | | | | | | | | | |
| 19-2500 | | | F | | | | | | | 17,46 | 50,29 | | | | | | 14,73 | | | |
| Kaefer/ Carocha/ Coccinelle/ Escarabajo/ Beetle/ K 12/47-7/03 | | | | | | | | | | | | | | | | | | | | |
| 1200 1.2 (11) (25 kW) Eng.D 1/60-12/85 | | | | | | | | | | | | | | | | | | | | |
| 19-2221 | | 03/68-12/78 | F | | | | | | | 17,46 | 50,29 | | | | | | 14,73 | | | Brake drum |
| 19-2500 | | 01/75-12/78 | F | | | | | | | 17,46 | 50,29 | | | | | | 14,73 | | | Brake disc |
| 19-2853 | | 08/65-02/68 | F | | | | | | | 17,5 | 50,3 | | | | | | 14,6 | | | Ch. -118857239 |
| 1300 (28 kW) Eng.BY 1/68-12/86 | | | | | | | | | | | | | | | | | | | | |
| 19-2221 | | | F | | | | | | | 17,46 | 50,29 | | | | | | 14,73 | | | |
| 1300 1.3 (27 kW) Eng.E 8/65-7/70 | | | | | | | | | | | | | | | | | | | | |
| 19-2221 | | 03/68- | F | | | | | | | 17,46 | 50,29 | | | | | | 14,73 | | | |
| 19-2853 | | -02/68 | F | | | | | | | 17,5 | 50,3 | | | | | | 14,6 | | | Ch. -118857239 |
| 1300 1.3 (11) (29 kW) Eng.AC, F 8/65-7/75 | | | | | | | | | | | | | | | | | | | | |
| 19-2221 | | 03/68- | F | | | | | | | 17,46 | 50,29 | | | | | | 14,73 | | | |
| 19-2853 | | -02/68 | F | | | | | | | 17,5 | 50,3 | | | | | | 14,6 | | | Ch. -118857239 |
| 1300 1.3 (11) (32 kW) Eng.AB, AR 1/70-1/73 | | | | | | | | | | | | | | | | | | | | |
| 19-2221 | | | F | | | | | | | 17,46 | 50,29 | | | | | | 14,73 | | | |
| 1302 1.2 (11) (25 kW) Eng.D 8/69-8/72 | | | | | | | | | | | | | | | | | | | | |
| 19-2221 | | | F | | | | | | | 17,46 | 50,29 | | | | | | 14,73 | | | Exc. Mod. 1302S |
| 19-2500 | | | F | | | | | | | 17,46 | 50,29 | | | | | | 14,73 | | | Mod. 1302 S |
| 1302 1.3 (29 kW) Eng.AC 8/70-7/75 | | | | | | | | | | | | | | | | | | | | |
| 19-2221 | | -12/72 | F | | | | | | | 17,46 | 50,29 | | | | | | 14,73 | | | Exc. Mod. 1302S |
| 19-2500 | | -12/72 | F | | | | | | | 17,46 | 50,29 | | | | | | 14,73 | | | Mod. 1302 S |
| 1302 1.3 (11) (32 kW) Eng.AB 8/70-8/72 | | | | | | | | | | | | | | | | | | | | |
| 19-2221 | | | F | | | | | | | 17,46 | 50,29 | | | | | | 14,73 | | | Exc. Mod. 1302S |
| 19-2500 | | | F | | | | | | | 17,46 | 50,29 | | | | | | 14,73 | | | Mod. 1302 S |
| 1302 1.6 (35 kW) Eng.AE, AH, AK 7/71-7/74 | | | | | | | | | | | | | | | | | | | | |
| 19-2221 | | -12/72 | F | | | | | | | 17,46 | 50,29 | | | | | | 14,73 | | | Exc. Mod. 1302S |

VOLKSWAGEN

| METELLI ref | Spare Parts | | F/R | L/R | | ABS | A | B | C | D | E | F | G | H | I | L | M | Fig | NOTE |
|--|-------------|-------------|-----|-----|--|-----|---|---|-------|-------|-----|---|---|---|---|-------|---|-----|---------------------------------|
| 19-2500 | | -12/72 | F | | | | | | 17,46 | 50,29 | | | | | | 14,73 | | | Mod. 1302 S |
| 1302 1.6 (11) (37 kW) Eng.AD 1/70-1/73 | | | | | | | | | | | | | | | | | | | |
| 19-2221 | | | F | | | | | | 17,46 | 50,29 | | | | | | 14,73 | | | Exc. Mod. 1302S |
| 19-2500 | | | F | | | | | | 17,46 | 50,29 | | | | | | 14,73 | | | Mod. 1302 S |
| 1303 1.2 (13) (25 kW) Eng.D 7/72-2/76 | | | | | | | | | | | | | | | | | | | |
| 19-2500 | | | F | | | | | | 17,46 | 50,29 | | | | | | 14,73 | | | |
| 1303 1.3 (13) (32 kW) Eng.AB (08.72-08.73), AR (08.73-07.75) 8/72-7/75 | | | | | | | | | | | | | | | | | | | |
| 19-2500 | | | F | | | | | | 17,46 | 50,29 | | | | | | 14,73 | | | |
| 1303 1.6 (13) (35 kW) Eng.AD 8/72-12/79 | | | | | | | | | | | | | | | | | | | |
| 19-2500 | | -12/78 | F | | | | | | 17,46 | 50,29 | | | | | | 14,73 | | | |
| 1303 LS,S 1.6 (13) (37 kW) Eng.AD (08.72-07.73), AJ (08.73-12.79), AS (08.73-12.7 8/72-12/79 | | | | | | | | | | | | | | | | | | | |
| 19-2500 | | -12/78 | F | | | | | | 17,46 | 50,29 | | | | | | 14,73 | | | |
| 1500 1.5 (11) (32 kW) Eng.H 8/66-11/73 | | | | | | | | | | | | | | | | | | | |
| 19-2500 | | 03/68-12/71 | F | | | | | | 17,46 | 50,29 | | | | | | 14,73 | | | |
| 19-2853 | | -02/68 | F | | | | | | 17,5 | 50,3 | | | | | | 14,6 | | | Ch. -118857239 |
| 1500 1.6 (37 kW) Eng.AD, AS 7/70-1/73 | | | | | | | | | | | | | | | | | | | |
| 19-2500 | | | F | | | | | | 17,46 | 50,29 | | | | | | 14,73 | | | |
| 1600 (Mexico) (34 kW) Eng.AF 5/73-9/92 | | | | | | | | | | | | | | | | | | | |
| 19-2500 | | | F | | | | | | 17,46 | 50,29 | | | | | | 14,73 | | | |
| 1600 i (Mexico) (34 kW) Eng.ACD (10.92-.) 10/92-7/03 | | | | | | | | | | | | | | | | | | | |
| 19-2500 | | | F | | | | | | 17,46 | 50,29 | | | | | | 14,73 | | | |
| Lupo I (6X1, 6E1) 9/98-7/05 | | | | | | | | | | | | | | | | | | | |
| 1.0 (37 kW) Eng.AER, ALD, ALL, ANV, AUC 9/98-7/05 | | | | | | | | | | | | | | | | | | | |
| 19-2223 | | | F | | | | | | 35 | 66 | | | | | | 37 | | | |
| 19-2741 | | | R | | | 43 | | | 28 | | 120 | | | | | 63,6 | | | |
| 19-2971 | | | R | | | | | | 28 | | 120 | | | | | 61,5 | | | w/o integrated ABS sensor, -ABS |
| 1.0 (37 kW) Eng.AHT 10/98-5/00 | | | | | | | | | | | | | | | | | | | |
| 19-2223 | | | F | | | | | | 35 | 66 | | | | | | 37 | | | |

VOLKSWAGEN

| METELLI ref | Spare Parts | | F/R | L/R | | ABS | A | B | C | D | E | F | G | H | I | L | M | Fig | NOTE |
|--|-------------|--|-----|-----|--|-----|---|----|----|----|-----|---|---|---|---|------|---|-----|---------------------------------|
| 19-2741 | | | R | | | 43 | | | 28 | | 120 | | | | | 63,6 | | | |
| 19-2971 | | | R | | | | | | 28 | | 120 | | | | | 61,5 | | | w/o integrated ABS sensor, -ABS |
| 1.2 TDI 3L (45 kW) Eng.ANY (-11.00), AYZ (11.00-) 7/99-7/05 | | | | | | | | | | | | | | | | | | | |
| 19-2310 | | | F | | | | | 20 | 14 | | 118 | | | | | 80 | | | |
| 19-2567 | | | R | | | | | | 25 | | 120 | | | | | 62 | | | |
| 1.4 (44 kW) Eng.AUD 10/00-7/05 | | | | | | | | | | | | | | | | | | | |
| 19-2223 | | | F | | | | | | 35 | 66 | | | | | | 37 | | | |
| 19-2741 | | | R | | | 43 | | | 28 | | 120 | | | | | 63,6 | | | |
| 19-2971 | | | R | | | | | | 28 | | 120 | | | | | 61,5 | | | w/o integrated ABS sensor, -ABS |
| 1.4 16V (55 kW) Eng.AHW, AKQ, APE (05.99-), AUA (05.00-), BBY (04.02 9/98-7/05 | | | | | | | | | | | | | | | | | | | |
| 19-2223 | | | F | | | | | | 35 | 66 | | | | | | 37 | | | |
| 19-2741 | | | R | | | 43 | | | 28 | | 120 | | | | | 63,6 | | | |
| 19-2971 | | | R | | | | | | 28 | | 120 | | | | | 61,5 | | | w/o integrated ABS sensor, -ABS |
| 1.4 16V (74 kW) Eng.AFK, ANM, AQQ, AUB 8/99-7/05 | | | | | | | | | | | | | | | | | | | |
| 19-2223 | | | F | | | | | | 35 | 66 | | | | | | 37 | | | |
| 19-2741 | | | R | | | 43 | | | 28 | | 120 | | | | | 63,6 | | | |
| 19-2971 | | | R | | | | | | 28 | | 120 | | | | | 61,5 | | | w/o integrated ABS sensor, -ABS |
| 1.4 FSI (77 kW) Eng.ARR 2/01-7/05 | | | | | | | | | | | | | | | | | | | |
| 19-2223 | | | F | | | | | | 35 | 66 | | | | | | 37 | | | |
| 19-2741 | | | R | | | 43 | | | 28 | | 120 | | | | | 63,6 | | | |
| 19-2971 | | | R | | | | | | 28 | | 120 | | | | | 61,5 | | | w/o integrated ABS sensor, -ABS |
| 1.4 TDI (55 kW) Eng.AMF 1/99-7/05 | | | | | | | | | | | | | | | | | | | |
| 19-2223 | | | F | | | | | | 35 | 66 | | | | | | 37 | | | |
| 19-2741 | | | R | | | 43 | | | 28 | | 120 | | | | | 63,6 | | | |
| 19-2971 | | | R | | | | | | 28 | | 120 | | | | | 61,5 | | | w/o integrated ABS sensor, -ABS |
| 1.6 GTI (92 kW) Eng.AVY 9/00-7/05 | | | | | | | | | | | | | | | | | | | |
| 19-2223 | | | F | | | | | | 35 | 66 | | | | | | 37 | | | |
| 19-2741 | | | R | | | 43 | | | 28 | | 120 | | | | | 63,6 | | | |
| 19-2971 | | | R | | | | | | 28 | | 120 | | | | | 61,5 | | | w/o integrated ABS sensor, -ABS |

VOLKSWAGEN

| METELLI ref | Spare Parts | | F/R | L/R | | ABS | A | B | C | D | E | F | G | H | I | L | M | Fig | NOTE |
|---|-------------|--|-----|-----|--|-----|---|---|----|----|-----|---|---|---|---|------|---|-----|---------------------------------|
| 1.7 SDI (44 kW) Eng.AKU 9/98-7/05 | | | | | | | | | | | | | | | | | | | |
| 19-2741 | | | R | | | 43 | | | 28 | | 120 | | | | | 63,6 | | | |
| 19-2971 | | | R | | | | | | 28 | | 120 | | | | | 61,5 | | | w/o integrated ABS sensor, -ABS |
| New Beetle (9C1, 1C1) 1/98-9/10 | | | | | | | | | | | | | | | | | | | |
| 1.4 (55 kW) Eng.BCA 11/01-9/10 | | | | | | | | | | | | | | | | | | | |
| 19-1595 | | | F | | | | | | 40 | 74 | | | | | | 40 | | | |
| 19-2499 | | | R | | | 43 | | | 30 | | 120 | | | | | 63,5 | | | |
| 1.6 (74 kW) Eng.AWH 10/99-9/00 | | | | | | | | | | | | | | | | | | | |
| 19-1595 | | | F | | | | | | 40 | 74 | | | | | | 40 | | | |
| 19-2499 | | | R | | | 43 | | | 30 | | 120 | | | | | 63,5 | | | |
| 1.6 (75 kW) Eng.AYD, BFS 6/00-9/10 | | | | | | | | | | | | | | | | | | | |
| 19-1595 | | | F | | | | | | 40 | 74 | | | | | | 40 | | | |
| 19-2499 | | | R | | | 43 | | | 30 | | 120 | | | | | 63,5 | | | |
| 1.8 T (110 kW) Eng.AGU, APH (-06.00), AVC (06.00-10.00), AWU (10.00- 10/99-9/10 | | | | | | | | | | | | | | | | | | | |
| 19-1595 | | | F | | | | | | 40 | 74 | | | | | | 40 | | | |
| 19-2499 | | | R | | | 43 | | | 30 | | 120 | | | | | 63,5 | | | |
| 1.8 T (132 kW) Eng.AWP (11.01-), BNU (07.04-) 11/01-6/05 | | | | | | | | | | | | | | | | | | | |
| 19-1595 | | | F | | | | | | 40 | 74 | | | | | | 40 | | | |
| 19-2499 | | | R | | | 43 | | | 30 | | 120 | | | | | 63,5 | | | |
| 1.9 TDI (66 kW) Eng.ALH (01.98-) 1/98-6/04 | | | | | | | | | | | | | | | | | | | |
| 19-1595 | | | F | | | | | | 40 | 74 | | | | | | 40 | | | |
| 19-2499 | | | R | | | 43 | | | 30 | | 120 | | | | | 63,5 | | | |
| 1.9 TDI (74 kW) Eng.ATD (06.01-), AXR (07.05-09.10), BEW (07.05-12.06 2/01-9/10 | | | | | | | | | | | | | | | | | | | |
| 19-1595 | | | F | | | | | | 40 | 74 | | | | | | 40 | | | |
| 19-2499 | | | R | | | 43 | | | 30 | | 120 | | | | | 63,5 | | | |
| 1.9 TDI (77 kW) Eng.BSW 7/05-9/10 | | | | | | | | | | | | | | | | | | | |
| 19-1595 | | | F | | | | | | 40 | 74 | | | | | | 40 | | | |
| 19-2499 | | | R | | | 43 | | | 30 | | 120 | | | | | 63,5 | | | |

VOLKSWAGEN

| METELLI ref | Spare Parts | | F/R | L/R | | | ABS | A | B | C | D | E | F | G | H | I | L | M | Fig | NOTE |
|--|-------------|--|-----|-----|--|--|-----|---|---|----|----|-----|---|---|---|---|------|---|-----|------|
| 2.0 (85 kW) Eng.AEG, APK (03.00-), AQY, AVH, AZG, AZJ, BEJ, BER, 1/98-9/10 | | | | | | | | | | | | | | | | | | | | |
| 19-1595 | | | F | | | | | | | 40 | 74 | | | | | | 40 | | | |
| 19-2499 | | | R | | | | 43 | | | 30 | | 120 | | | | | 63,5 | | | |
| 2.3 V5 (125 kW) Eng.AQN 10/00-9/10 | | | | | | | | | | | | | | | | | | | | |
| 19-1595 | | | F | | | | | | | 40 | 74 | | | | | | 40 | | | |
| 19-2499 | | | R | | | | 43 | | | 30 | | 120 | | | | | 63,5 | | | |
| 2.5 (110 kW) Eng.BPR, BPS 7/05-9/10 | | | | | | | | | | | | | | | | | | | | |
| 19-1595 | | | F | | | | | | | 40 | 74 | | | | | | 40 | | | |
| 19-2499 | | | R | | | | 43 | | | 30 | | 120 | | | | | 63,5 | | | |
| RSI 3.2 4motion (1C9) (165 kW) Eng.AXJ 4/00-5/01 | | | | | | | | | | | | | | | | | | | | |
| 19-1595 | | | F | | | | | | | 40 | 74 | | | | | | 40 | | | |
| 19-2499 | | | R | | | | 43 | | | 30 | | 120 | | | | | 63,5 | | | |
| New Beetle Cabrio (1Y7) 9/02-10/10 | | | | | | | | | | | | | | | | | | | | |
| 1.4 (55 kW) Eng.BCA 1/03-9/10 | | | | | | | | | | | | | | | | | | | | |
| 19-1595 | | | F | | | | | | | 40 | 74 | | | | | | 40 | | | |
| 19-2499 | | | R | | | | 43 | | | 30 | | 120 | | | | | 63,5 | | | |
| 1.6 (75 kW) Eng.BFS 1/03-9/10 | | | | | | | | | | | | | | | | | | | | |
| 19-1595 | | | F | | | | | | | 40 | 74 | | | | | | 40 | | | |
| 19-2499 | | | R | | | | 43 | | | 30 | | 120 | | | | | 63,5 | | | |
| 1.8 T (110 kW) Eng.AWU, AWV, BKF 1/03-9/10 | | | | | | | | | | | | | | | | | | | | |
| 19-1595 | | | F | | | | | | | 40 | 74 | | | | | | 40 | | | |
| 19-2499 | | | R | | | | 43 | | | 30 | | 120 | | | | | 63,5 | | | |
| 1.9 TDI (74 kW) Eng.AXR (06.03-), BEW 6/03-9/10 | | | | | | | | | | | | | | | | | | | | |
| 19-1595 | | | F | | | | | | | 40 | 74 | | | | | | 40 | | | |
| 19-2499 | | | R | | | | 43 | | | 30 | | 120 | | | | | 63,5 | | | |
| 1.9 TDI (77 kW) Eng.BSW 7/05-9/10 | | | | | | | | | | | | | | | | | | | | |
| 19-1595 | | | F | | | | | | | 40 | 74 | | | | | | 40 | | | |
| 19-2499 | | | R | | | | 43 | | | 30 | | 120 | | | | | 63,5 | | | |

VOLKSWAGEN

| METELLI ref | Spare Parts | | F/R | L/R | | | ABS | A | B | C | D | E | F | G | H | I | L | M | Fig | NOTE |
|---|-------------|--------|-----|-----|--|--|-----|---|---|-------|-------|-----|---|---|---|---|---|-------|-----|------|
| 2.0 (85 kW) Eng.AZJ, BDC, BEV, BGD 9/02-10/10 | | | | | | | | | | | | | | | | | | | | |
| 19-1595 | | | F | | | | | | | 40 | 74 | | | | | | | 40 | | |
| 19-2499 | | | R | | | | 43 | | | 30 | | 120 | | | | | | 63,5 | | |
| 2.5 (110 kW) Eng.BPR, BPS 7/05-9/10 | | | | | | | | | | | | | | | | | | | | |
| 19-1595 | | | F | | | | | | | 40 | 74 | | | | | | | 40 | | |
| 19-2499 | | | R | | | | 43 | | | 30 | | 120 | | | | | | 63,5 | | |
| Passat I (32, B1) 5/73-7/80 | | | | | | | | | | | | | | | | | | | | |
| 1.3 (40 kW) Eng.FY (01.78-07.80) 5/73-7/80 | | | | | | | | | | | | | | | | | | | | |
| 19-2102 | | 01/74- | F | | | | | | | 39 | 68 | | | | | | | 37 | | |
| 19-2500 | | | R | | | | | | | 17,46 | 50,29 | | | | | | | 14,73 | | |
| 1.3 (40 kW) Eng.ZA 5/73-1/78 | | | | | | | | | | | | | | | | | | | | |
| 19-2102 | | 01/74- | F | | | | | | | 39 | 68 | | | | | | | 37 | | |
| 19-2500 | | | R | | | | | | | 17,46 | 50,29 | | | | | | | 14,73 | | |
| 1.3 (44 kW) Eng.FZ 1/78-7/80 | | | | | | | | | | | | | | | | | | | | |
| 19-2102 | | | F | | | | | | | 39 | 68 | | | | | | | 37 | | |
| 19-2500 | | | R | | | | | | | 17,46 | 50,29 | | | | | | | 14,73 | | |
| 1.3 (44 kW) Eng.ZF 5/73-1/78 | | | | | | | | | | | | | | | | | | | | |
| 19-2102 | | 01/74- | F | | | | | | | 39 | 68 | | | | | | | 37 | | |
| 19-2500 | | | R | | | | | | | 17,46 | 50,29 | | | | | | | 14,73 | | |
| 1.5 (55 kW) Eng.YJ (08.74-12.75), ZB (07.73-07.74) 7/73-12/75 | | | | | | | | | | | | | | | | | | | | |
| 19-2102 | | 01/74- | F | | | | | | | 39 | 68 | | | | | | | 37 | | |
| 19-2500 | | | R | | | | | | | 17,46 | 50,29 | | | | | | | 14,73 | | |
| 1.5 (63 kW) Eng.ZC 5/73-12/75 | | | | | | | | | | | | | | | | | | | | |
| 19-2102 | | 01/74- | F | | | | | | | 39 | 68 | | | | | | | 37 | | |
| 19-2500 | | | R | | | | | | | 17,46 | 50,29 | | | | | | | 14,73 | | |
| 1.5 D (37 kW) Eng.CK 8/77-7/80 | | | | | | | | | | | | | | | | | | | | |
| 19-2102 | | | F | | | | | | | 39 | 68 | | | | | | | 37 | | |
| 19-2500 | | | R | | | | | | | 17,46 | 50,29 | | | | | | | 14,73 | | |

VOLKSWAGEN

| METELLI ref | Spare Parts | | F/R | L/R | | | ABS | A | B | C | D | E | F | G | H | I | L | M | Fig | NOTE |
|---|-------------|--------|-----|-----|--|--|-----|---|---|-------|-------|---|---|---|---|---|---|-------|-----|------|
| 1.6 (53 kW) Eng.FS 8/75-7/80 | | | | | | | | | | | | | | | | | | | | |
| 19-2102 | | | F | | | | | | | 39 | 68 | | | | | | | 37 | | |
| 19-2500 | | | R | | | | | | | 17,46 | 50,29 | | | | | | | 14,73 | | |
| 1.6 (63 kW) Eng.YP 8/75-7/80 | | | | | | | | | | | | | | | | | | | | |
| 19-2102 | | | F | | | | | | | 39 | 68 | | | | | | | 37 | | |
| 19-2500 | | | R | | | | | | | 17,46 | 50,29 | | | | | | | 14,73 | | |
| 1.6 GLi (81 kW) Eng.YS (06.78-07.80) 8/77-7/80 | | | | | | | | | | | | | | | | | | | | |
| 19-2102 | | | F | | | | | | | 39 | 68 | | | | | | | 37 | | |
| 19-2500 | | | R | | | | | | | 17,46 | 50,29 | | | | | | | 14,73 | | |
| Passat I Variant (33, B1) 5/73-7/80 | | | | | | | | | | | | | | | | | | | | |
| 1.3 (40 kW) Eng.FY (01.78-07.80) 5/73-7/80 | | | | | | | | | | | | | | | | | | | | |
| 19-2102 | | 01/74- | F | | | | | | | 39 | 68 | | | | | | | 37 | | |
| 19-2500 | | | R | | | | | | | 17,46 | 50,29 | | | | | | | 14,73 | | |
| 1.3 (40 kW) Eng.ZA 5/73-1/78 | | | | | | | | | | | | | | | | | | | | |
| 19-2102 | | 01/74- | F | | | | | | | 39 | 68 | | | | | | | 37 | | |
| 19-2500 | | | R | | | | | | | 17,46 | 50,29 | | | | | | | 14,73 | | |
| 1.3 (44 kW) Eng.ZF 10/73-1/78 | | | | | | | | | | | | | | | | | | | | |
| 19-2102 | | 01/74- | F | | | | | | | 39 | 68 | | | | | | | 37 | | |
| 19-2500 | | | R | | | | | | | 17,46 | 50,29 | | | | | | | 14,73 | | |
| 1.5 (55 kW) Eng.YJ (08.74-08.75), ZB (10.73-07.74) 10/73-8/75 | | | | | | | | | | | | | | | | | | | | |
| 19-2102 | | 01/74- | F | | | | | | | 39 | 68 | | | | | | | 37 | | |
| 19-2500 | | | R | | | | | | | 17,46 | 50,29 | | | | | | | 14,73 | | |
| 1.5 (63 kW) Eng.ZC 10/73-12/75 | | | | | | | | | | | | | | | | | | | | |
| 19-2102 | | 01/74- | F | | | | | | | 39 | 68 | | | | | | | 37 | | |
| 19-2500 | | | R | | | | | | | 17,46 | 50,29 | | | | | | | 14,73 | | |
| 1.5 D (37 kW) Eng.CK 2/77-7/80 | | | | | | | | | | | | | | | | | | | | |
| 19-2102 | | | F | | | | | | | 39 | 68 | | | | | | | 37 | | |
| 19-2500 | | | R | | | | | | | 17,46 | 50,29 | | | | | | | 14,73 | | |

VOLKSWAGEN

| METELLI ref | Spare Parts | | F/R | L/R | | | ABS | A | B | C | D | E | F | G | H | I | L | M | Fig | NOTE |
|--|-------------|--|-----|-----|--|--|-----|---|---|-------|-------|---|---|---|---|---|---|-------|-----|------|
| 1.6 (55 kW) Eng.YN 2/76-7/80 | | | | | | | | | | | | | | | | | | | | |
| 19-2102 | | | F | | | | | | | 39 | 68 | | | | | | | 37 | | |
| 19-2500 | | | R | | | | | | | 17,46 | 50,29 | | | | | | | 14,73 | | |
| 1.6 (63 kW) Eng.YP 8/75-7/80 | | | | | | | | | | | | | | | | | | | | |
| 19-2102 | | | F | | | | | | | 39 | 68 | | | | | | | 37 | | |
| 19-2500 | | | R | | | | | | | 17,46 | 50,29 | | | | | | | 14,73 | | |
| 1.6 D (40 kW) Eng.CR 2/79-7/80 | | | | | | | | | | | | | | | | | | | | |
| 19-2102 | | | F | | | | | | | 39 | 68 | | | | | | | 37 | | |
| 19-2500 | | | R | | | | | | | 17,46 | 50,29 | | | | | | | 14,73 | | |
| 1.6 i (81 kW) Eng.YS (06.78-07.80) 6/78-7/80 | | | | | | | | | | | | | | | | | | | | |
| 19-2102 | | | F | | | | | | | 39 | 68 | | | | | | | 37 | | |
| 19-2500 | | | R | | | | | | | 17,46 | 50,29 | | | | | | | 14,73 | | |
| Passat II (32B, B2) 11/79-6/89 | | | | | | | | | | | | | | | | | | | | |
| 1.3 (40 kW) Eng.FY 8/80-7/83 | | | | | | | | | | | | | | | | | | | | |
| 19-2102 | | | F | | | | | | | 39 | 68 | | | | | | | 37 | | |
| 19-2500 | | | R | | | | | | | 17,46 | 50,29 | | | | | | | 14,73 | | |
| 1.3 (44 kW) Eng.EP, EU 8/80-7/86 | | | | | | | | | | | | | | | | | | | | |
| 19-2102 | | | F | | | | | | | 39 | 68 | | | | | | | 37 | | |
| 19-2500 | | | R | | | | | | | 17,46 | 50,29 | | | | | | | 14,73 | | |
| 1.3 (44 kW) Eng.FZ (08.80-07.83) 8/80-7/86 | | | | | | | | | | | | | | | | | | | | |
| 19-2102 | | | F | | | | | | | 39 | 68 | | | | | | | 37 | | |
| 19-2500 | | | R | | | | | | | 17,46 | 50,29 | | | | | | | 14,73 | | |
| 1.6 (51 kW) Eng.DTA, PP 8/86-3/88 | | | | | | | | | | | | | | | | | | | | |
| 19-2102 | | | F | | | | | | | 39 | 68 | | | | | | | 37 | | |
| 19-2500 | | | R | | | | | | | 17,46 | 50,29 | | | | | | | 14,73 | | |
| 1.6 (53 kW) Eng.RL 2/86-3/88 | | | | | | | | | | | | | | | | | | | | |
| 19-2102 | | | F | | | | | | | 39 | 68 | | | | | | | 37 | | |
| 19-2500 | | | R | | | | | | | 17,46 | 50,29 | | | | | | | 14,73 | | |

VOLKSWAGEN

| METELLI ref | Spare Parts | | F/R | L/R | | | ABS | A | B | C | D | E | F | G | H | I | L | M | Fig | NOTE |
|---|-------------|--|-----|-----|--|--|-----|---|---|-------|-------|---|---|---|---|---|---|---|-------|------|
| 1.6 (55 kW) Eng.DT 8/80-3/88 | | | | | | | | | | | | | | | | | | | | |
| 19-2102 | | | F | | | | | | | 39 | 68 | | | | | | | | 37 | |
| 19-2500 | | | R | | | | | | | 17,46 | 50,29 | | | | | | | | 14,73 | |
| 1.6 (55 kW) Eng.WV (08.81-07.83), WY (09.79-11.80), YN (08.80-07.8 9/79-3/88) | | | | | | | | | | | | | | | | | | | | |
| 19-2102 | | | F | | | | | | | 39 | 68 | | | | | | | | 37 | |
| 19-2500 | | | R | | | | | | | 17,46 | 50,29 | | | | | | | | 14,73 | |
| 1.6 (63 kW) Eng.YP 1/81-2/83 | | | | | | | | | | | | | | | | | | | | |
| 19-2102 | | | F | | | | | | | 39 | 68 | | | | | | | | 37 | |
| 19-2500 | | | R | | | | | | | 17,46 | 50,29 | | | | | | | | 14,73 | |
| 1.6 D (40 kW) Eng.CR (08.80-07.82), JK (08.82-03.88) 8/80-3/88 | | | | | | | | | | | | | | | | | | | | |
| 19-2102 | | | F | | | | | | | 39 | 68 | | | | | | | | 37 | |
| 19-2500 | | | R | | | | | | | 17,46 | 50,29 | | | | | | | | 14,73 | |
| 1.6 TD (51 kW) Eng.CY 4/82-3/88 | | | | | | | | | | | | | | | | | | | | |
| 19-2102 | | | F | | | | | | | 39 | 68 | | | | | | | | 37 | |
| 19-2500 | | | R | | | | | | | 17,46 | 50,29 | | | | | | | | 14,73 | |
| 1.6 TD (59 kW) Eng.RA 5/86-3/88 | | | | | | | | | | | | | | | | | | | | |
| 19-2102 | | | F | | | | | | | 39 | 68 | | | | | | | | 37 | |
| 19-2500 | | | R | | | | | | | 17,46 | 50,29 | | | | | | | | 14,73 | |
| 1.8 (64 kW) Eng.RM 5/86-3/88 | | | | | | | | | | | | | | | | | | | | |
| 19-2102 | | | F | | | | | | | 39 | 68 | | | | | | | | 37 | |
| 19-2500 | | | R | | | | | | | 17,46 | 50,29 | | | | | | | | 14,73 | |
| 1.8 (66 kW) Eng.DS (01.83-03.88), JN (08.83-03.88), JV 1/83-3/88 | | | | | | | | | | | | | | | | | | | | |
| 19-2102 | | | F | | | | | | | 39 | 68 | | | | | | | | 37 | |
| 19-2500 | | | R | | | | | | | 17,46 | 50,29 | | | | | | | | 14,73 | |
| 1.8 (82 kW) Eng.DZ 12/83-3/88 | | | | | | | | | | | | | | | | | | | | |
| 19-2102 | | | F | | | | | | | 39 | 68 | | | | | | | | 37 | |
| 19-2500 | | | R | | | | | | | 17,46 | 50,29 | | | | | | | | 14,73 | |
| 1.9 (85 kW) Eng.WN 1/81-7/83 | | | | | | | | | | | | | | | | | | | | |
| 19-2102 | | | F | | | | | | | 39 | 68 | | | | | | | | 37 | |

VOLKSWAGEN

| METELLI ref | Spare Parts | | F/R | L/R | | ABS | A | B | C | D | E | F | G | H | I | L | M | Fig | NOTE |
|---|-------------|--|-----|-----|--|-----|---|---|-------|-------|---|---|---|---|---|-------|---|-----|------|
| 19-2500 | | | R | | | | | | 17,46 | 50,29 | | | | | | 14,73 | | | |
| 2.0 (85 kW) Eng.HP, JS 8/83-3/88 | | | | | | | | | | | | | | | | | | | |
| 19-2102 | | | F | | | | | | 39 | 68 | | | | | | 37 | | | |
| 19-2500 | | | R | | | | | | 17,46 | 50,29 | | | | | | 14,73 | | | |
| 2.1 (85 kW) Eng.WE 1/81-12/83 | | | | | | | | | | | | | | | | | | | |
| 19-2102 | | | F | | | | | | 39 | 68 | | | | | | 37 | | | |
| 19-2500 | | | R | | | | | | 17,46 | 50,29 | | | | | | 14,73 | | | |
| 2.2 (85 kW) Eng.KX (08.85-03.88) 8/85-3/88 | | | | | | | | | | | | | | | | | | | |
| 19-2102 | | | F | | | | | | 39 | 68 | | | | | | 37 | | | |
| 19-2500 | | | R | | | | | | 17,46 | 50,29 | | | | | | 14,73 | | | |
| 2.2 (100 kW) Eng.KV 1/85-3/88 | | | | | | | | | | | | | | | | | | | |
| 19-2102 | | | F | | | | | | 39 | 68 | | | | | | 37 | | | |
| 19-2500 | | | R | | | | | | 17,46 | 50,29 | | | | | | 14,73 | | | |
| Passat II Sedan (32B, B2) 8/84-3/88 | | | | | | | | | | | | | | | | | | | |
| 1.6 (51 kW) Eng.DTA (08.86-03.88), PP (03.87-03.88) 8/86-3/88 | | | | | | | | | | | | | | | | | | | |
| 19-2102 | | | F | | | | | | 39 | 68 | | | | | | 37 | | | |
| 19-2500 | | | R | | | | | | 17,46 | 50,29 | | | | | | 14,73 | | | |
| 1.6 (53 kW) Eng.RL 1/85-3/88 | | | | | | | | | | | | | | | | | | | |
| 19-2102 | | | F | | | | | | 39 | 68 | | | | | | 37 | | | |
| 19-2500 | | | R | | | | | | 17,46 | 50,29 | | | | | | 14,73 | | | |
| 1.6 (55 kW) Eng.DT (08.84-03.88), JU (08.84-07.86) 8/84-3/88 | | | | | | | | | | | | | | | | | | | |
| 19-2102 | | | F | | | | | | 39 | 68 | | | | | | 37 | | | |
| 19-2500 | | | R | | | | | | 17,46 | 50,29 | | | | | | 14,73 | | | |
| 1.6 D (40 kW) Eng.JK 8/84-3/88 | | | | | | | | | | | | | | | | | | | |
| 19-2102 | | | F | | | | | | 39 | 68 | | | | | | 37 | | | |
| 19-2500 | | | R | | | | | | 17,46 | 50,29 | | | | | | 14,73 | | | |
| 1.6 TD (51 kW) Eng.CY 1/85-3/88 | | | | | | | | | | | | | | | | | | | |
| 19-2102 | | | F | | | | | | 39 | 68 | | | | | | 37 | | | |

VOLKSWAGEN

| METELLI ref | Spare Parts | | F/R | L/R | | | ABS | A | B | C | D | E | F | G | H | I | L | M | Fig | NOTE |
|---|-------------|--|-----|-----|--|--|-----|---|---|-------|-------|---|---|---|---|---|-------|---|-----|------|
| 19-2500 | | | R | | | | | | | 17,46 | 50,29 | | | | | | 14,73 | | | |
| 1.8 (64 kW) Eng.RM 5/86-3/88 | | | | | | | | | | | | | | | | | | | | |
| 19-2102 | | | F | | | | | | | 39 | 68 | | | | | | 37 | | | |
| 19-2500 | | | R | | | | | | | 17,46 | 50,29 | | | | | | 14,73 | | | |
| 1.8 (66 kW) Eng.DS (01.85-03.88), JN (01.85-03.88) 1/85-3/88 | | | | | | | | | | | | | | | | | | | | |
| 19-2102 | | | F | | | | | | | 39 | 68 | | | | | | 37 | | | |
| 19-2500 | | | R | | | | | | | 17,46 | 50,29 | | | | | | 14,73 | | | |
| 2.0 (85 kW) Eng.HP, JS 8/84-7/85 | | | | | | | | | | | | | | | | | | | | |
| 19-2102 | | | F | | | | | | | 39 | 68 | | | | | | 37 | | | |
| 19-2500 | | | R | | | | | | | 17,46 | 50,29 | | | | | | 14,73 | | | |
| 2.2 (85 kW) Eng.KX (01.85-03.88) 1/85-3/88 | | | | | | | | | | | | | | | | | | | | |
| 19-2102 | | | F | | | | | | | 39 | 68 | | | | | | 37 | | | |
| 19-2500 | | | R | | | | | | | 17,46 | 50,29 | | | | | | 14,73 | | | |
| Passat II Variant (33B, B2) 11/79-6/89 | | | | | | | | | | | | | | | | | | | | |
| 1.3 (40 kW) Eng.FY 8/80-7/83 | | | | | | | | | | | | | | | | | | | | |
| 19-2102 | | | F | | | | | | | 39 | 68 | | | | | | 37 | | | |
| 19-2500 | | | R | | | | | | | 17,46 | 50,29 | | | | | | 14,73 | | | |
| 1.3 (44 kW) Eng.EP, EU 8/80-7/86 | | | | | | | | | | | | | | | | | | | | |
| 19-2102 | | | F | | | | | | | 39 | 68 | | | | | | 37 | | | |
| 19-2500 | | | R | | | | | | | 17,46 | 50,29 | | | | | | 14,73 | | | |
| 1.3 (44 kW) Eng.FZ (08.80-07.83) 8/80-7/86 | | | | | | | | | | | | | | | | | | | | |
| 19-2102 | | | F | | | | | | | 39 | 68 | | | | | | 37 | | | |
| 19-2500 | | | R | | | | | | | 17,46 | 50,29 | | | | | | 14,73 | | | |
| 1.6 (51 kW) Eng.DTA (08.86-03.88), PP (03.87-03.88) 8/86-3/88 | | | | | | | | | | | | | | | | | | | | |
| 19-2102 | | | F | | | | | | | 39 | 68 | | | | | | 37 | | | |
| 19-2500 | | | R | | | | | | | 17,46 | 50,29 | | | | | | 14,73 | | | |
| 1.6 (53 kW) Eng.RL 2/86-3/88 | | | | | | | | | | | | | | | | | | | | |
| 19-2102 | | | F | | | | | | | 39 | 68 | | | | | | 37 | | | |

VOLKSWAGEN

| METELLI ref | Spare Parts | | F/R | L/R | | ABS | A | B | C | D | E | F | G | H | I | L | M | Fig | NOTE |
|--|-------------|--|-----|-----|--|-----|---|---|-------|-------|---|---|---|---|---|-------|---|-----|------|
| 19-2500 | | | R | | | | | | 17,46 | 50,29 | | | | | | 14,73 | | | |
| 1.6 (55 kW) Eng.DT (08.84-03.88), JU (08.83-07.86) 8/83-3/88 | | | | | | | | | | | | | | | | | | | |
| 19-2102 | | | F | | | | | | 39 | 68 | | | | | | 37 | | | |
| 19-2500 | | | R | | | | | | 17,46 | 50,29 | | | | | | 14,73 | | | |
| 1.6 (55 kW) Eng.WV (08.81-07.83), WY (08.80-11.80), YN (08.80-07.8 8/80-7/83 | | | | | | | | | | | | | | | | | | | |
| 19-2102 | | | F | | | | | | 39 | 68 | | | | | | 37 | | | |
| 19-2500 | | | R | | | | | | 17,46 | 50,29 | | | | | | 14,73 | | | |
| 1.6 (63 kW) Eng.YP 1/81-2/83 | | | | | | | | | | | | | | | | | | | |
| 19-2102 | | | F | | | | | | 39 | 68 | | | | | | 37 | | | |
| 19-2500 | | | R | | | | | | 17,46 | 50,29 | | | | | | 14,73 | | | |
| 1.6 D (40 kW) Eng.CR (08.80-07.82), JK (08.82-03.88) 8/80-3/88 | | | | | | | | | | | | | | | | | | | |
| 19-2102 | | | F | | | | | | 39 | 68 | | | | | | 37 | | | |
| 19-2500 | | | R | | | | | | 17,46 | 50,29 | | | | | | 14,73 | | | |
| 1.6 TD (51 kW) Eng.CY 4/82-3/88 | | | | | | | | | | | | | | | | | | | |
| 19-2102 | | | F | | | | | | 39 | 68 | | | | | | 37 | | | |
| 19-2500 | | | R | | | | | | 17,46 | 50,29 | | | | | | 14,73 | | | |
| 1.8 (64 kW) Eng.RM 5/86-3/88 | | | | | | | | | | | | | | | | | | | |
| 19-2102 | | | F | | | | | | 39 | 68 | | | | | | 37 | | | |
| 19-2500 | | | R | | | | | | 17,46 | 50,29 | | | | | | 14,73 | | | |
| 1.8 (66 kW) Eng.DS (01.83-03.88), JN (08.83-03.88), JV 1/83-3/88 | | | | | | | | | | | | | | | | | | | |
| 19-2102 | | | F | | | | | | 39 | 68 | | | | | | 37 | | | |
| 19-2500 | | | R | | | | | | 17,46 | 50,29 | | | | | | 14,73 | | | |
| 1.8 (82 kW) Eng.DZ 12/83-3/88 | | | | | | | | | | | | | | | | | | | |
| 19-2102 | | | F | | | | | | 39 | 68 | | | | | | 37 | | | |
| 19-2500 | | | R | | | | | | 17,46 | 50,29 | | | | | | 14,73 | | | |
| 1.8 Syncro (66 kW) Eng.DS (01.86-03.88), JN (01.86-03.88) 1/86-3/88 | | | | | | | | | | | | | | | | | | | |
| 19-2102 | | | F/R | | | | | | 39 | 68 | | | | | | 37 | | | |
| 1.9 (85 kW) Eng.WN 1/81-7/83 | | | | | | | | | | | | | | | | | | | |
| 19-2102 | | | F | | | | | | 39 | 68 | | | | | | 37 | | | |

VOLKSWAGEN

| METELLI ref | Spare Parts | | F/R | L/R | | | ABS | A | B | C | D | E | F | G | H | I | L | M | Fig | NOTE |
|--|-------------|--|-----|-----|--|--|-----|---|---|-------|-------|---|---|---|---|---|-------|---|-----|------|
| 19-2500 | | | R | | | | | | | 17,46 | 50,29 | | | | | | 14,73 | | | |
| 2.0 (85 kW) Eng.HP, JS 8/83-3/88 | | | | | | | | | | | | | | | | | | | | |
| 19-2102 | | | F | | | | | | | 39 | 68 | | | | | | 37 | | | |
| 19-2500 | | | R | | | | | | | 17,46 | 50,29 | | | | | | 14,73 | | | |
| 2.0 Syncro (85 kW) Eng.HP, JS 5/84-3/88 | | | | | | | | | | | | | | | | | | | | |
| 19-2102 | | | F/R | | | | | | | 39 | 68 | | | | | | 37 | | | |
| 2.1 (85 kW) Eng.WE 1/81-7/83 | | | | | | | | | | | | | | | | | | | | |
| 19-2102 | | | F | | | | | | | 39 | 68 | | | | | | 37 | | | |
| 19-2500 | | | R | | | | | | | 17,46 | 50,29 | | | | | | 14,73 | | | |
| 2.2 (85 kW) Eng.KX (08.85-03.88) 8/85-3/88 | | | | | | | | | | | | | | | | | | | | |
| 19-2102 | | | F | | | | | | | 39 | 68 | | | | | | 37 | | | |
| 19-2500 | | | R | | | | | | | 17,46 | 50,29 | | | | | | 14,73 | | | |
| 2.2 (100 kW) Eng.KV 1/85-3/88 | | | | | | | | | | | | | | | | | | | | |
| 19-2102 | | | F | | | | | | | 39 | 68 | | | | | | 37 | | | |
| 19-2500 | | | R | | | | | | | 17,46 | 50,29 | | | | | | 14,73 | | | |
| 2.2 Syncro (88 kW) Eng.JT (08.85-03.88), KX 8/85-3/88 | | | | | | | | | | | | | | | | | | | | |
| 19-2102 | | | F/R | | | | | | | 39 | 68 | | | | | | 37 | | | |
| Passat III (3A2, 35I, B3/B4) 2/88-8/96 | | | | | | | | | | | | | | | | | | | | |
| 1.6 (53 kW) Eng.RF (04.88-07.89) 4/88-7/89 | | | | | | | | | | | | | | | | | | | | |
| 19-2224 | | | F | | | | | | | 40 | 72 | | | | | | 37 | | | |
| 19-2500 | | | R | | | | | | | 17,46 | 50,29 | | | | | | 14,73 | | | |
| 1.6 (55 kW) Eng.1F (08.88-07.90), ABN (08.91-07.92), EZ (04.88-07. 4/88-7/92 | | | | | | | | | | | | | | | | | | | | |
| 19-2224 | | | F | | | | | | | 40 | 72 | | | | | | 37 | | | |
| 19-2500 | | | R | | | | | | | 17,46 | 50,29 | | | | | | 14,73 | | | |
| 1.6 (74 kW) Eng.AEK (.-12.95), AFT (12.95.-) 10/94-8/96 | | | | | | | | | | | | | | | | | | | | |
| 19-2224 | | | F | | | | | | | 40 | 72 | | | | | | 37 | | | |
| 19-2500 | | | R | | | | | | | 17,46 | 50,29 | | | | | | 14,73 | | | |

VOLKSWAGEN

| METELLI ref | Spare Parts | | F/R | L/R | | | ABS | A | B | C | D | E | F | G | H | I | L | M | Fig | NOTE |
|---|-------------|--------|-----|-----|--|--|-----|---|---|-------|-------|---|---|---|---|---|-------|---|-----|---------------|
| 19-2500 | | | R | | | | | | | 17,46 | 50,29 | | | | | | 14,73 | | | |
| 1.9 TDI (66 kW) Eng.1Z (10.93-07.96), AHU 10/93-8/96 | | | | | | | | | | | | | | | | | | | | |
| 19-2224 | | | F | | | | | | | 40 | 72 | | | | | | 37 | | | Exc. Eng. AFN |
| 19-2500 | | | R | | | | | | | 17,46 | 50,29 | | | | | | 14,73 | | | |
| 1.9 TDI (81 kW) Eng.AFN 3/96-8/96 | | | | | | | | | | | | | | | | | | | | |
| 19-2225 | | | F | | | | | | | 40 | 72,1 | | | | | | 37 | | | Eng. AFN |
| 19-2500 | | | R | | | | | | | 17,46 | 50,29 | | | | | | 14,73 | | | |
| 2.0 (79 kW) Eng.AEP 3/95-8/96 | | | | | | | | | | | | | | | | | | | | |
| 19-2224 | | | F | | | | | | | 40 | 72 | | | | | | 37 | | | |
| 19-2500 | | | R | | | | | | | 17,46 | 50,29 | | | | | | 14,73 | | | |
| 2.0 (85 kW) Eng.2E (11.91-09.94), ABA, ADY (10.94-07.95), AGG (07. 2/90-8/96 | | | | | | | | | | | | | | | | | | | | |
| 19-2224 | | | F | | | | | | | 40 | 72 | | | | | | 37 | | | |
| 19-2500 | | | R | | | | | | | 17,46 | 50,29 | | | | | | 14,73 | | | |
| 2.0 16V (100 kW) Eng.9A 8/88-9/93 | | | | | | | | | | | | | | | | | | | | |
| 19-2224 | | | F | | | | | | | 40 | 72 | | | | | | 37 | | | Eng. 9A |
| 19-2500 | | | R | | | | | | | 17,46 | 50,29 | | | | | | 14,73 | | | |
| 2.0 16V (110 kW) Eng.ABF (01.94-.) 1/94-8/96 | | | | | | | | | | | | | | | | | | | | |
| 19-2225 | | | F | | | | | | | 40 | 72,1 | | | | | | 37 | | | Eng. ABF |
| 19-2500 | | | R | | | | | | | 17,46 | 50,29 | | | | | | 14,73 | | | |
| 2.0 Syncro (85 kW) Eng.2E (11.91-09.94), ADY (10.94-12.95), AGG (07.95-.) 10/90-8/96 | | | | | | | | | | | | | | | | | | | | |
| 19-2102 | | -06/91 | R | | | | | | | 39 | 68 | | | | | | 37 | | | |
| 19-2224 | | 06/91- | F/R | | | | | | | 40 | 72 | | | | | | 37 | | | |
| 2.8 VR6 (128 kW) Eng.AAA 6/91-8/96 | | | | | | | | | | | | | | | | | | | | |
| 19-2224 | | -02/92 | F | | | | | | | 40 | 72 | | | | | | 37 | | | |
| 19-2225 | | 02/92- | F | | | | | | | 40 | 72,1 | | | | | | 37 | | | |
| 19-2500 | | | R | | | | | | | 17,46 | 50,29 | | | | | | 14,73 | | | |

VOLKSWAGEN

| METELLI ref | Spare Parts | | F/R | L/R | | | ABS | A | B | C | D | E | F | G | H | I | L | M | Fig | NOTE |
|---|-------------|--|-----|-----|--|--|-----|---|---|-------|-------|---|---|---|---|---|---|---|-------|------|
| Passat III Variant (3A5, 35I, B3/B4) 2/88-5/97 | | | | | | | | | | | | | | | | | | | | |
| 1.6 (53 kW) Eng.RF 4/88-7/89 | | | | | | | | | | | | | | | | | | | | |
| 19-2224 | | | F | | | | | | | 40 | 72 | | | | | | | | 37 | |
| 19-2500 | | | R | | | | | | | 17,46 | 50,29 | | | | | | | | 14,73 | |
| 1.6 (55 kW) Eng.1F, ABN, EZ 4/88-7/91 | | | | | | | | | | | | | | | | | | | | |
| 19-2224 | | | F | | | | | | | 40 | 72 | | | | | | | | 37 | |
| 19-2500 | | | R | | | | | | | 17,46 | 50,29 | | | | | | | | 14,73 | |
| 1.6 (74 kW) Eng.AEK, AFT (12.95-.) 7/94-12/95 | | | | | | | | | | | | | | | | | | | | |
| 19-2224 | | | F | | | | | | | 40 | 72 | | | | | | | | 37 | |
| 19-2500 | | | R | | | | | | | 17,46 | 50,29 | | | | | | | | 14,73 | |
| 1.6 TD (59 kW) Eng.RA (08.88-07.89), SB (08.89-10.93) 8/88-10/93 | | | | | | | | | | | | | | | | | | | | |
| 19-2224 | | | F | | | | | | | 40 | 72 | | | | | | | | 37 | |
| 19-2500 | | | R | | | | | | | 17,46 | 50,29 | | | | | | | | 14,73 | |
| 1.8 (55 kW) Eng.AAM (08.90-.) 8/90-5/97 | | | | | | | | | | | | | | | | | | | | |
| 19-2224 | | | F | | | | | | | 40 | 72 | | | | | | | | 37 | |
| 19-2500 | | | R | | | | | | | 17,46 | 50,29 | | | | | | | | 14,73 | |
| 1.8 (66 kW) Eng.ABS (08.91-09.94), ADZ (08.94-), RP (02.88-07.91) 2/88-5/97 | | | | | | | | | | | | | | | | | | | | |
| 19-2224 | | | F | | | | | | | 40 | 72 | | | | | | | | 37 | |
| 19-2500 | | | R | | | | | | | 17,46 | 50,29 | | | | | | | | 14,73 | |
| 1.8 (79 kW) Eng.PF (04.88-07.90) 4/88-7/90 | | | | | | | | | | | | | | | | | | | | |
| 19-2224 | | | F | | | | | | | 40 | 72 | | | | | | | | 37 | |
| 19-2500 | | | R | | | | | | | 17,46 | 50,29 | | | | | | | | 14,73 | |
| 1.8 (82 kW) Eng.PB 4/88-7/92 | | | | | | | | | | | | | | | | | | | | |
| 19-2224 | | | F | | | | | | | 40 | 72 | | | | | | | | 37 | |
| 19-2500 | | | R | | | | | | | 17,46 | 50,29 | | | | | | | | 14,73 | |
| 1.8 (102 kW) Eng.KR 8/91-9/93 | | | | | | | | | | | | | | | | | | | | |
| 19-2224 | | | F | | | | | | | 40 | 72 | | | | | | | | 37 | |
| 19-2500 | | | R | | | | | | | 17,46 | 50,29 | | | | | | | | 14,73 | |

VOLKSWAGEN

| METELLI ref | Spare Parts | | F/R | L/R | | | ABS | A | B | C | D | E | F | G | H | I | L | M | Fig | NOTE | |
|---|-------------|-------------|-----|-----|--|--|-----|---|---|-------|-------|---|---|---|---|---|---|---|-------|------|---------------|
| 1.8 16V (100 kW) Eng.KR 4/88-12/89 | | | | | | | | | | | | | | | | | | | | | |
| 19-2224 | | | F | | | | | | | 40 | 72 | | | | | | | | 37 | | |
| 19-2500 | | | R | | | | | | | 17,46 | 50,29 | | | | | | | | 14,73 | | |
| 1.8 G60 Syncro (118 kW) Eng.PG 8/88-5/97 | | | | | | | | | | | | | | | | | | | | | |
| 19-2102 | | 01/89-06/91 | R | | | | | | | 39 | 68 | | | | | | | | 37 | | |
| 19-2224 | | 06/91- | F/R | | | | | | | 40 | 72 | | | | | | | | 37 | | |
| 1.9 D (50 kW) Eng.1Y 5/89-10/93 | | | | | | | | | | | | | | | | | | | | | |
| 19-2224 | | | F | | | | | | | 40 | 72 | | | | | | | | 37 | | |
| 19-2500 | | | R | | | | | | | 17,46 | 50,29 | | | | | | | | 14,73 | | |
| 1.9 TD (55 kW) Eng.AAZ 3/91-5/97 | | | | | | | | | | | | | | | | | | | | | |
| 19-2224 | | -12/96 | F | | | | | | | 40 | 72 | | | | | | | | 37 | | |
| 19-2500 | | | R | | | | | | | 17,46 | 50,29 | | | | | | | | 14,73 | | |
| 1.9 TDI (66 kW) Eng.1Z (-.07.96), AHU (08.96-.) 10/93-5/97 | | | | | | | | | | | | | | | | | | | | | |
| 19-2224 | | | F | | | | | | | 40 | 72 | | | | | | | | 37 | | Exc. Eng. AFN |
| 19-2500 | | | R | | | | | | | 17,46 | 50,29 | | | | | | | | 14,73 | | |
| 1.9 TDI (81 kW) Eng.AFN 3/96-5/97 | | | | | | | | | | | | | | | | | | | | | |
| 19-2225 | | | F | | | | | | | 40 | 72,1 | | | | | | | | 37 | | Eng. AFN |
| 19-2500 | | | R | | | | | | | 17,46 | 50,29 | | | | | | | | 14,73 | | |
| 2.0 (79 kW) Eng.AEP 3/95-8/96 | | | | | | | | | | | | | | | | | | | | | |
| 19-2224 | | | F | | | | | | | 40 | 72 | | | | | | | | 37 | | |
| 19-2500 | | | R | | | | | | | 17,46 | 50,29 | | | | | | | | 14,73 | | |
| 2.0 (85 kW) Eng.2E (10.93-09.94), ADY (10.93-10.96), AGG (07.95-.) 10/93-10/96 | | | | | | | | | | | | | | | | | | | | | |
| 19-2224 | | | F | | | | | | | 40 | 72 | | | | | | | | 37 | | |
| 19-2500 | | | R | | | | | | | 17,46 | 50,29 | | | | | | | | 14,73 | | |
| 2.0 (85 kW) Eng.2E (11.91-09.94), ADY (10.94-07.95), AGG (07.95-.) 2/90-5/97 | | | | | | | | | | | | | | | | | | | | | |
| 19-2224 | | | F | | | | | | | 40 | 72 | | | | | | | | 37 | | |
| 19-2500 | | | R | | | | | | | 17,46 | 50,29 | | | | | | | | 14,73 | | |
| 2.0 16V (100 kW) Eng.9A 8/88-9/93 | | | | | | | | | | | | | | | | | | | | | |
| 19-2224 | | | F | | | | | | | 40 | 72 | | | | | | | | 37 | | Eng. 9A |

VOLKSWAGEN

| METELLI ref | Spare Parts | | F/R | L/R | | ABS | A | B | C | D | E | F | G | H | I | L | M | Fig | NOTE |
|--|-------------|-------------|-----|-----|--|-----|---|---|-------|-------|-----|---|---|---|---|-------|-------|-----|----------|
| 19-2500 | | | R | | | | | | 17,46 | 50,29 | | | | | | 14,73 | | | |
| 2.0 16V (110 kW) Eng.ABF (01.94-.) 1/94-5/97 | | | | | | | | | | | | | | | | | | | |
| 19-2225 | | -12/96 | F | | | | | | 40 | 72,1 | | | | | | | 37 | | Eng. ABF |
| 19-2500 | | | R | | | | | | 17,46 | 50,29 | | | | | | | 14,73 | | |
| 2.0 Syncro (85 kW) Eng.2E (03.90-09.94), ADY (10.94-07.95), AGG (07.95-12 3/90-12/96 | | | | | | | | | | | | | | | | | | | |
| 19-2102 | | -06/91 | R | | | | | | 39 | 68 | | | | | | | 37 | | |
| 19-2224 | | 06/91- | F/R | | | | | | 40 | 72 | | | | | | | 37 | | |
| 2.8 VR6 (128 kW) Eng.AAA 6/91-5/97 | | | | | | | | | | | | | | | | | | | |
| 19-2224 | | -02/92 | F | | | | | | 40 | 72 | | | | | | | 37 | | |
| 19-2225 | | 02/92-12/96 | F | | | | | | 40 | 72,1 | | | | | | | 37 | | |
| 19-2500 | | | R | | | | | | 17,46 | 50,29 | | | | | | | 14,73 | | |
| 2.9 VR6 Syncro (135 kW) Eng.ABV (01.94-.) 1/94-5/97 | | | | | | | | | | | | | | | | | | | |
| 19-2224 | | | R | | | | | | 40 | 72 | | | | | | | 37 | | |
| 19-2225 | | | F | | | | | | 40 | 72,1 | | | | | | | 37 | | |
| Passat IV (3B2, B5) 8/96-11/00 | | | | | | | | | | | | | | | | | | | |
| 1.6 (74 kW) Eng.ADP, AHL (10.96-.), ANA, ARM 10/96-11/00 | | | | | | | | | | | | | | | | | | | |
| 19-2106 | | | F | | | | | | 39 | 75 | | | | | | | 37 | | |
| 19-2561 | | | R | | | | | | | | 131 | | | | | | | | |
| 1.8 (85 kW) Eng.AFY 1/97-11/00 | | | | | | | | | | | | | | | | | | | |
| 19-2106 | | | F | | | | | | 39 | 75 | | | | | | | 37 | | |
| 19-2561 | | | R | | | | | | | | 131 | | | | | | | | |
| 1.8 (92 kW) Eng.ADR (10.96-.), APT (01.99-.), ARG (02.99-.) 10/96-11/00 | | | | | | | | | | | | | | | | | | | |
| 19-2106 | | | F | | | | | | 39 | 75 | | | | | | | 37 | | |
| 19-2561 | | | R | | | | | | | | 131 | | | | | | | | |
| 1.8 Syncro/4motion (92 kW) Eng.ADR (10.96-.), APT (01.99-.), ARG (02.99-.) 12/96-8/00 | | | | | | | | | | | | | | | | | | | |
| 19-2105 | | | F | | | | | | 43 | 82 | | | | | | | 37 | | |
| 19-2106 | | | R | | | | | | 39 | 75 | | | | | | | 37 | | |

VOLKSWAGEN

| METELLI ref | Spare Parts | | F/R | L/R | | | ABS | A | B | C | D | E | F | G | H | I | L | M | Fig | NOTE |
|--|-------------|--------|-----|-----|--|--|-----|---|---|----|----|-----|---|---|---|---|---|----|-----|-----------------------|
| 1.8 T (110 kW) Eng.AEB (10.96-12.98), ANB (01.99-), APU (01.99-), A 10/96-11/00 | | | | | | | | | | | | | | | | | | | | |
| 19-2106 | | | F | | | | | | | 39 | 75 | | | | | | | 37 | | |
| 19-2561 | | | R | | | | | | | | | 131 | | | | | | | | |
| 1.8 T Syncro (110 kW) Eng.AEB 11/96-8/00 | | | | | | | | | | | | | | | | | | | | |
| 19-2105 | | | F | | | | | | | 43 | 82 | | | | | | | 37 | | |
| 19-2106 | | | R | | | | | | | 39 | 75 | | | | | | | 37 | | |
| 1.9 TDI (66 kW) Eng.AHH, AHU 10/96-11/00 | | | | | | | | | | | | | | | | | | | | |
| 19-2106 | | | F | | | | | | | 39 | 75 | | | | | | | 37 | | Eng. AHH, AHU |
| 19-2561 | | | R | | | | | | | | | 131 | | | | | | | | |
| 1.9 TDI (74 kW) Eng.AVB 2/00-11/00 | | | | | | | | | | | | | | | | | | | | |
| 19-2105 | | | F | | | | | | | 43 | 82 | | | | | | | 37 | | Eng. AVB, A/T |
| 19-2106 | | | F | | | | | | | 39 | 75 | | | | | | | 37 | | Eng. AVB, M/T |
| 19-2561 | | | R | | | | | | | | | 131 | | | | | | | | |
| 1.9 TDI (81 kW) Eng.AFN, AVG (08.99-) 10/96-11/00 | | | | | | | | | | | | | | | | | | | | |
| 19-2105 | | | F | | | | | | | 43 | 82 | | | | | | | 37 | | Eng. AFN, AVG |
| 19-2561 | | | R | | | | | | | | | 131 | | | | | | | | |
| 1.9 TDI (85 kW) Eng.AJM (.-12.99), ATJ (01.00-) 8/98-11/00 | | | | | | | | | | | | | | | | | | | | |
| 19-2105 | | 03/00- | F | | | | | | | 43 | 82 | | | | | | | 37 | | Eng. AJM, ATJ, M/T, 5 |
| 19-2106 | | -03/00 | F | | | | | | | 39 | 75 | | | | | | | 37 | | Eng. AJM, ATJ, M/T, 5 |
| 19-2561 | | | R | | | | | | | | | 131 | | | | | | | | |
| 1.9 TDI 4motion (85 kW) Eng.ATJ (01.00-) 8/99-11/00 | | | | | | | | | | | | | | | | | | | | |
| 19-2105 | | | F | | | | | | | 43 | 82 | | | | | | | 37 | | Eng. ATJ |
| 19-2106 | | | R | | | | | | | 39 | 75 | | | | | | | 37 | | |
| 1.9 TDI Syncro/4motion (81 kW) Eng.AFN, AVG (08.99-) 6/97-8/00 | | | | | | | | | | | | | | | | | | | | |
| 19-2106 | | | F/R | | | | | | | 39 | 75 | | | | | | | 37 | | Eng. AFN Eng. AVG |
| 2.0 (88 kW) Eng.ASU, AUZ 4/00-11/00 | | | | | | | | | | | | | | | | | | | | |
| 19-2106 | | | F | | | | | | | 39 | 75 | | | | | | | 37 | | |
| 19-2561 | | | R | | | | | | | | | 131 | | | | | | | | |

VOLKSWAGEN

| METELLI ref | Spare Parts | | F/R | L/R | | | ABS | A | B | C | D | E | F | G | H | I | L | M | Fig | NOTE |
|--|-------------|--|-----|-----|--|--|-----|---|---|----|----|-----|---|---|---|---|---|----|-----|------|
| 2.3 VR5 (110 kW) Eng.AGZ (10.96-.) 10/96-11/00 | | | | | | | | | | | | | | | | | | | | |
| 19-2105 | | | F | | | | | | | 43 | 82 | | | | | | | 37 | | A/T |
| 19-2106 | | | F | | | | | | | 39 | 75 | | | | | | | 37 | | M/T |
| 19-2561 | | | R | | | | | | | | | 131 | | | | | | | | |
| 2.3 VR5 Syncro/4motion (110 kW) Eng.AGZ (10.97-.) 10/97-11/00 | | | | | | | | | | | | | | | | | | | | |
| 19-2106 | | | F/R | | | | | | | 39 | 75 | | | | | | | 37 | | |
| 2.5 TDI (110 kW) Eng.AFB, AKN 7/98-11/00 | | | | | | | | | | | | | | | | | | | | |
| 19-2105 | | | F | | | | | | | 43 | 82 | | | | | | | 37 | | |
| 19-2561 | | | R | | | | | | | | | 131 | | | | | | | | |
| 2.5 TDI Syncro/4motion (110 kW) Eng.AFB, AKN 12/98-11/00 | | | | | | | | | | | | | | | | | | | | |
| 19-2105 | | | F | | | | | | | 43 | 82 | | | | | | | 37 | | |
| 19-2106 | | | R | | | | | | | 39 | 75 | | | | | | | 37 | | |
| 2.8 Syncro (132 kW) Eng.AGE 5/97-9/99 | | | | | | | | | | | | | | | | | | | | |
| 19-2105 | | | F | | | | | | | 43 | 82 | | | | | | | 37 | | |
| 19-2106 | | | R | | | | | | | 39 | 75 | | | | | | | 37 | | |
| 2.8 V6 (132 kW) Eng.AGE 5/97-9/99 | | | | | | | | | | | | | | | | | | | | |
| 19-2105 | | | F | | | | | | | 43 | 82 | | | | | | | 37 | | |
| 19-2561 | | | R | | | | | | | | | 131 | | | | | | | | |
| 2.8 V6 (140 kW) Eng.ATX, BBG 9/99-11/00 | | | | | | | | | | | | | | | | | | | | |
| 19-2105 | | | F | | | | | | | 43 | 82 | | | | | | | 37 | | |
| 19-2561 | | | R | | | | | | | | | 131 | | | | | | | | |
| 2.8 V6 (142 kW) Eng.ACK (08.96-12.98), AHA, APR (01.99-.), AQD 8/96-11/00 | | | | | | | | | | | | | | | | | | | | |
| 19-2105 | | | F | | | | | | | 43 | 82 | | | | | | | 37 | | |
| 19-2561 | | | R | | | | | | | | | 131 | | | | | | | | |
| 2.8 V6 4motion (140 kW) Eng.ATX 9/99-11/00 | | | | | | | | | | | | | | | | | | | | |
| 19-2105 | | | F | | | | | | | 43 | 82 | | | | | | | 37 | | |
| 19-2106 | | | R | | | | | | | 39 | 75 | | | | | | | 37 | | |
| 2.8 V6 Syncro/4motion (142 kW) Eng.ACK (10.96-12.98), AHA, ALG (06.97-.), APR (01.99- 10/96-11/00 | | | | | | | | | | | | | | | | | | | | |
| 19-2105 | | | F | | | | | | | 43 | 82 | | | | | | | 37 | | |

VOLKSWAGEN

| METELLI ref | Spare Parts | | F/R | L/R | | | ABS | A | B | C | D | E | F | G | H | I | L | M | Fig | NOTE |
|--|-------------|--------|-----|-----|--|--|-----|---|---|----|----|-----|---|---|---|---|---|----|-----|-----------------------|
| 19-2106 | | | R | | | | | | | 39 | 75 | | | | | | | 37 | | |
| Passat IV Variant (3B5) 5/97-12/01 | | | | | | | | | | | | | | | | | | | | |
| 1.6 (74 kW) Eng.ADP, AHL (06.97-), ANA (07.99-), ARM (07.99-) 6/97-11/00 | | | | | | | | | | | | | | | | | | | | |
| 19-2106 | | | F | | | | | | | 39 | 75 | | | | | | | 37 | | |
| 19-2561 | | | R | | | | | | | | | 131 | | | | | | | | |
| 1.8 (85 kW) Eng.AFY 6/97-11/00 | | | | | | | | | | | | | | | | | | | | |
| 19-2106 | | | F | | | | | | | 39 | 75 | | | | | | | 37 | | |
| 19-2561 | | | R | | | | | | | | | 131 | | | | | | | | |
| 1.8 (92 kW) Eng.ADR (06.97-), APT (01.99-), ARG (02.99-) 6/97-11/00 | | | | | | | | | | | | | | | | | | | | |
| 19-2106 | | | F | | | | | | | 39 | 75 | | | | | | | 37 | | |
| 19-2561 | | | R | | | | | | | | | 131 | | | | | | | | |
| 1.8 Syncro/4motion (92 kW) Eng.ADR (06.97-), APT (01.99-), ARG (02.99-) 6/97-11/00 | | | | | | | | | | | | | | | | | | | | |
| 19-2106 | | | F/R | | | | | | | 39 | 75 | | | | | | | 37 | | |
| 1.8 T (110 kW) Eng.AEB (06.97-12.98), ANB (01.99-), APU, ATW, AUG 5/97-11/00 | | | | | | | | | | | | | | | | | | | | |
| 19-2106 | | | F | | | | | | | 39 | 75 | | | | | | | 37 | | |
| 19-2561 | | | R | | | | | | | | | 131 | | | | | | | | |
| 1.9 TDI (66 kW) Eng.AHH, AHU 6/97-11/00 | | | | | | | | | | | | | | | | | | | | |
| 19-2106 | | | F | | | | | | | 39 | 75 | | | | | | | 37 | | Eng. AHH, AHU |
| 19-2561 | | | R | | | | | | | | | 131 | | | | | | | | |
| 1.9 TDI (74 kW) Eng.AVB 2/00-11/00 | | | | | | | | | | | | | | | | | | | | |
| 19-2105 | | | F | | | | | | | 43 | 82 | | | | | | | 37 | | Eng. AVB, AT |
| 19-2106 | | | F | | | | | | | 39 | 75 | | | | | | | 37 | | Eng. AVB, M/T |
| 19-2561 | | | R | | | | | | | | | 131 | | | | | | | | |
| 1.9 TDI (81 kW) Eng.AFN, AVG (08.99-) 6/97-11/00 | | | | | | | | | | | | | | | | | | | | |
| 19-2105 | | | F | | | | | | | 43 | 82 | | | | | | | 37 | | Eng. AFN, AVG |
| 19-2561 | | | R | | | | | | | | | 131 | | | | | | | | |
| 1.9 TDI (85 kW) Eng.AJM (-12.99), ATJ (01.00-) 8/98-11/00 | | | | | | | | | | | | | | | | | | | | |
| 19-2105 | | 03/00- | F | | | | | | | 43 | 82 | | | | | | | 37 | | Eng. AJM, ATJ, M/T, 5 |

VOLKSWAGEN

| METELLI ref | Spare Parts | | F/R | L/R | | ABS | A | B | C | D | E | F | G | H | I | L | M | Fig | NOTE |
|--|-------------|--------|-----|-----|--|-----|---|---|----|----|-----|---|---|---|---|----|---|-----|-----------------------|
| 19-2106 | | -03/00 | F | | | | | | 39 | 75 | | | | | | 37 | | | Eng. AJM, ATJ, M/T, 5 |
| 19-2561 | | | R | | | | | | | | 131 | | | | | | | | |
| 1.9 TDI 4motion (85 kW) Eng.AJM, ATJ 8/99-11/00 | | | | | | | | | | | | | | | | | | | |
| 19-2105 | | | F | | | | | | 43 | 82 | | | | | | 37 | | | Eng. ATJ |
| 19-2106 | | | R | | | | | | 39 | 75 | | | | | | 37 | | | |
| 1.9 TDI Syncro/4motion (81 kW) Eng.AFN, AVG (08.99-.) 6/97-8/00 | | | | | | | | | | | | | | | | | | | |
| 19-2106 | | | F/R | | | | | | 39 | 75 | | | | | | 37 | | | |
| 2.0 (88 kW) Eng.ASU, AUZ 4/00-11/00 | | | | | | | | | | | | | | | | | | | |
| 19-2106 | | | F | | | | | | 39 | 75 | | | | | | 37 | | | |
| 19-2561 | | | R | | | | | | | | 131 | | | | | | | | |
| 2.0 4motion (88 kW) Eng.ASU, AUZ 4/00-11/00 | | | | | | | | | | | | | | | | | | | |
| 19-2106 | | | F/R | | | | | | 39 | 75 | | | | | | 37 | | | |
| 2.3 VR5 (110 kW) Eng.AGZ (06.97-.) 6/97-11/00 | | | | | | | | | | | | | | | | | | | |
| 19-2105 | | | F | | | | | | 43 | 82 | | | | | | 37 | | | A/T |
| 19-2106 | | | F | | | | | | 39 | 75 | | | | | | 37 | | | M/T |
| 19-2561 | | | R | | | | | | | | 131 | | | | | | | | |
| 2.3 VR5 Syncro/4motion (110 kW) Eng.AGZ (10.97-.) 10/97-11/00 | | | | | | | | | | | | | | | | | | | |
| 19-2106 | | | F/R | | | | | | 39 | 75 | | | | | | 37 | | | |
| 2.5 TDI (110 kW) Eng.AFB, AKN 7/98-11/00 | | | | | | | | | | | | | | | | | | | |
| 19-2105 | | | F | | | | | | 43 | 82 | | | | | | 37 | | | |
| 19-2561 | | | R | | | | | | | | 131 | | | | | | | | |
| 2.5 TDI Syncro/4motion (110 kW) Eng.AFB, AKN 12/98-11/00 | | | | | | | | | | | | | | | | | | | |
| 19-2105 | | | F | | | | | | 43 | 82 | | | | | | 37 | | | |
| 19-2106 | | | R | | | | | | 39 | 75 | | | | | | 37 | | | |
| 2.8 V6 (132 kW) Eng.AGE 9/97-9/99 | | | | | | | | | | | | | | | | | | | |
| 19-2105 | | | F | | | | | | 43 | 82 | | | | | | 37 | | | |
| 19-2561 | | | R | | | | | | | | 131 | | | | | | | | |
| 2.8 V6 (140 kW) Eng.ATX 9/99-11/00 | | | | | | | | | | | | | | | | | | | |
| 19-2105 | | | F | | | | | | 43 | 82 | | | | | | 37 | | | |

VOLKSWAGEN

| METELLI ref | Spare Parts | | F/R | L/R | | | ABS | A | B | C | D | E | F | G | H | I | L | M | Fig | NOTE |
|---|-------------|--|-----|-----|--|--|-----|---|---|----|----|-----|---|---|---|---|---|---|-----|---------------|
| 19-2561 | | | R | | | | | | | | | 131 | | | | | | | | |
| 2.8 V6 (142 kW) Eng.ACK (06.97-11.98), AHA, APR (01.99-), AQD, ATQ 6/97-11/00 | | | | | | | | | | | | | | | | | | | | |
| 19-2105 | | | F | | | | | | | 43 | 82 | | | | | | | | 37 | |
| 19-2561 | | | R | | | | | | | | | 131 | | | | | | | | |
| 2.8 V6 4motion (140 kW) Eng.ATX 9/99-11/00 | | | | | | | | | | | | | | | | | | | | |
| 19-2105 | | | F | | | | | | | 43 | 82 | | | | | | | | 37 | |
| 19-2106 | | | R | | | | | | | 39 | 75 | | | | | | | | 37 | |
| 2.8 V6 Syncro/4motion (142 kW) Eng.ACK (06.97-12.98), AHA, ALG (06.97-12.98), APR (01 6/97-11/00 | | | | | | | | | | | | | | | | | | | | |
| 19-2105 | | | F | | | | | | | 43 | 82 | | | | | | | | 37 | |
| 19-2106 | | | R | | | | | | | 39 | 75 | | | | | | | | 37 | |
| Passat V (3B3, B5) 10/00-5/05 | | | | | | | | | | | | | | | | | | | | |
| 1.6 (75 kW) Eng.ALZ 11/00-5/05 | | | | | | | | | | | | | | | | | | | | |
| 19-2106 | | | F | | | | | | | 39 | 75 | | | | | | | | 37 | |
| 19-2561 | | | R | | | | | | | | | 131 | | | | | | | | |
| 1.8 T (125 kW) Eng.AWM 2/01-11/05 | | | | | | | | | | | | | | | | | | | | |
| 19-2105 | | | F | | | | | | | 43 | 82 | | | | | | | | 37 | |
| 19-2561 | | | R | | | | | | | | | 131 | | | | | | | | |
| 1.8 T 20V (110 kW) Eng.AWT 11/00-5/05 | | | | | | | | | | | | | | | | | | | | |
| 19-2105 | | | F | | | | | | | 43 | 82 | | | | | | | | 37 | A/T |
| 19-2106 | | | F | | | | | | | 39 | 75 | | | | | | | | 37 | M/T |
| 19-2561 | | | R | | | | | | | | | 131 | | | | | | | | |
| 1.8 T 4motion (125 kW) Eng.AWM 11/03-5/05 | | | | | | | | | | | | | | | | | | | | |
| 19-2105 | | | F | | | | | | | 43 | 82 | | | | | | | | 37 | |
| 19-2106 | | | R | | | | | | | 39 | 75 | | | | | | | | 37 | |
| 1.9 TDI (74 kW) Eng.AVB 11/00-5/05 | | | | | | | | | | | | | | | | | | | | |
| 19-2105 | | | F | | | | | | | 43 | 82 | | | | | | | | 37 | Eng. AVB, A/T |
| 19-2106 | | | F | | | | | | | 39 | 75 | | | | | | | | 37 | Eng. AVB, M/T |
| 19-2561 | | | R | | | | | | | | | 131 | | | | | | | | |

VOLKSWAGEN

| METELLI ref | Spare Parts | | F/R | L/R | | | ABS | A | B | C | D | E | F | G | H | I | L | M | Fig | NOTE | |
|--|-------------|--------|-----|-----|--|--|-----|---|---|----|----|-----|---|---|---|---|---|---|-------|------|--|
| 2.5 TDI 4motion (110 kW) Eng.AFB, AKN 11/00-5/05 | | | | | | | | | | | | | | | | | | | | | |
| 19-2105 | | | F | | | | | | | 43 | 82 | | | | | | | | 37 | | |
| 19-2106 | | | R | | | | | | | 39 | 75 | | | | | | | | 37 | | |
| 2.5 TDI 4motion (132 kW) Eng.BAU (01.03-), BDH (01.03-) 1/03-5/05 | | | | | | | | | | | | | | | | | | | | | |
| 19-2105 | | | F | | | | | | | 43 | 82 | | | | | | | | 37 | | |
| 19-2106 | | | R | | | | | | | 39 | 75 | | | | | | | | 37 | | |
| 2.8 (140 kW) Eng.BBG 10/00-5/05 | | | | | | | | | | | | | | | | | | | | | |
| 19-2105 | | | F | | | | | | | 43 | 82 | | | | | | | | 37 | | |
| 19-2561 | | | R | | | | | | | | | 131 | | | | | | | | | |
| 2.8 (142 kW) Eng.AMX, ATQ 5/02-5/03 | | | | | | | | | | | | | | | | | | | | | |
| 19-2105 | | | F | | | | | | | 43 | 82 | | | | | | | | 37 | | |
| 19-2561 | | | R | | | | | | | | | 131 | | | | | | | | | |
| 2.8 4motion (140 kW) Eng.BBG 10/00-5/05 | | | | | | | | | | | | | | | | | | | | | |
| 19-2105 | | | F | | | | | | | 43 | 82 | | | | | | | | 37 | | |
| 19-2106 | | | R | | | | | | | 39 | 75 | | | | | | | | 37 | | |
| 2.8 4motion (142 kW) Eng.AMX, ATQ 11/00-5/05 | | | | | | | | | | | | | | | | | | | | | |
| 19-2105 | | | F | | | | | | | 43 | 82 | | | | | | | | 37 | | |
| 19-2106 | | | R | | | | | | | 39 | 75 | | | | | | | | 37 | | |
| 4.0 W8 4motion (202 kW) Eng.BDN, BDP 9/01-9/04 | | | | | | | | | | | | | | | | | | | | | |
| 19-1581 | | 05/03- | F/R | | | | | | | 43 | 84 | 127 | | | | | | | 40,25 | | |
| 19-2105 | | -05/03 | F | | | | | | | 43 | 82 | | | | | | | | 37 | | |
| Passat V Variant (3B6, B5) 10/00-8/05 | | | | | | | | | | | | | | | | | | | | | |
| 1.6 (75 kW) Eng.ALZ 11/00-5/05 | | | | | | | | | | | | | | | | | | | | | |
| 19-2106 | | | F | | | | | | | 39 | 75 | | | | | | | | 37 | | |
| 19-2561 | | | R | | | | | | | | | 131 | | | | | | | | | |
| 1.8 4motion (125 kW) Eng.AWM 11/03-5/05 | | | | | | | | | | | | | | | | | | | | | |
| 19-2105 | | | F | | | | | | | 43 | 82 | | | | | | | | 37 | | |
| 19-2106 | | | R | | | | | | | 39 | 75 | | | | | | | | 37 | | |

VOLKSWAGEN

| METELLI ref | Spare Parts | | F/R | L/R | | | ABS | A | B | C | D | E | F | G | H | I | L | M | Fig | NOTE |
|--|-------------|--|-----|-----|--|--|-----|---|---|----|----|-----|---|---|---|---|---|----|-----|------|
| 2.3 VR5 (125 kW) Eng.AZX 11/00-5/05 | | | | | | | | | | | | | | | | | | | | |
| 19-2105 | | | F | | | | | | | 43 | 82 | | | | | | | 37 | | |
| 19-2561 | | | R | | | | | | | | | 131 | | | | | | | | |
| 2.3 VR5 4motion (125 kW) Eng.AZX 11/00-5/05 | | | | | | | | | | | | | | | | | | | | |
| 19-2105 | | | F | | | | | | | 43 | 82 | | | | | | | 37 | | |
| 19-2106 | | | R | | | | | | | 39 | 75 | | | | | | | 37 | | |
| 2.5 TDI (110 kW) Eng.AKN 11/00-5/05 | | | | | | | | | | | | | | | | | | | | |
| 19-2105 | | | F | | | | | | | 43 | 82 | | | | | | | 37 | | |
| 19-2561 | | | R | | | | | | | | | 131 | | | | | | | | |
| 2.5 TDI (120 kW) Eng.BDG (05.03-.) 5/03-5/05 | | | | | | | | | | | | | | | | | | | | |
| 19-2105 | | | F | | | | | | | 43 | 82 | | | | | | | 37 | | |
| 19-2561 | | | R | | | | | | | | | 131 | | | | | | | | |
| 2.5 TDI 4motion (110 kW) Eng.AKN 11/00-5/05 | | | | | | | | | | | | | | | | | | | | |
| 19-2105 | | | F | | | | | | | 43 | 82 | | | | | | | 37 | | |
| 19-2106 | | | R | | | | | | | 39 | 75 | | | | | | | 37 | | |
| 2.5 TDI 4motion (132 kW) Eng.BAU (01.03-.), BDH (01.03-.) 1/03-5/05 | | | | | | | | | | | | | | | | | | | | |
| 19-2105 | | | F | | | | | | | 43 | 82 | | | | | | | 37 | | |
| 19-2106 | | | R | | | | | | | 39 | 75 | | | | | | | 37 | | |
| 2.8 (140 kW) Eng.BBG 10/00-5/05 | | | | | | | | | | | | | | | | | | | | |
| 19-2105 | | | F | | | | | | | 43 | 82 | | | | | | | 37 | | |
| 19-2561 | | | R | | | | | | | | | 131 | | | | | | | | |
| 2.8 (142 kW) Eng.ATQ 10/00-8/05 | | | | | | | | | | | | | | | | | | | | |
| 19-2105 | | | F | | | | | | | 43 | 82 | | | | | | | 37 | | |
| 19-2561 | | | R | | | | | | | | | 131 | | | | | | | | |
| 2.8 4motion (140 kW) Eng.BBG 10/00-5/05 | | | | | | | | | | | | | | | | | | | | |
| 19-2105 | | | F | | | | | | | 43 | 82 | | | | | | | 37 | | |
| 19-2106 | | | R | | | | | | | 39 | 75 | | | | | | | 37 | | |
| 2.8 4motion (142 kW) Eng.AMX, ATQ 11/00-5/05 | | | | | | | | | | | | | | | | | | | | |
| 19-2105 | | | F | | | | | | | 43 | 82 | | | | | | | 37 | | |

VOLKSWAGEN

| METELLI ref | Spare Parts | | F/R | L/R | | | ABS | A | B | C | D | E | F | G | H | I | L | M | Fig | NOTE |
|---|-------------|--------|-----|-----|--|--|-----|---|---|----|----|-------|---|---|---|---|-------|---|-----|------|
| 19-2106 | | | R | | | | | | | 39 | 75 | | | | | | 37 | | | |
| 4.0 W8 4motion (202 kW) Eng.BDN, BDP 9/01-9/04 | | | | | | | | | | | | | | | | | | | | |
| 19-1581 | | 05/03- | F/R | | | | | | | 43 | 84 | 127 | | | | | 40,25 | | | |
| 19-2105 | | -05/03 | F | | | | | | | 43 | 82 | | | | | | 37 | | | |
| Passat VI (3C2, B6)/ Magotan 3/05-12/10 | | | | | | | | | | | | | | | | | | | | |
| 1.4 TSI (90 kW) Eng.CAXA 5/07-7/10 | | | | | | | | | | | | | | | | | | | | |
| 19-2317 | | | F | | | | | | | | | 137 | | | | | 84 | | | |
| 19-2704 | | | R | | | | | | | | | 136,9 | | | | | | | | |
| 1.4 TSI EcoFuel (110 kW) Eng.CDGA 1/09-7/10 | | | | | | | | | | | | | | | | | | | | |
| 19-2317 | | | F | | | | | | | | | 137 | | | | | 84 | | | |
| 19-2704 | | | R | | | | | | | | | 136,9 | | | | | | | | |
| 1.6 (75 kW) Eng.BSE, BSF 5/05-7/10 | | | | | | | | | | | | | | | | | | | | |
| 19-2317 | | | F | | | | | | | | | 137 | | | | | 84 | | | |
| 19-2704 | | | R | | | | | | | | | 136,9 | | | | | | | | |
| 1.6 FSI (85 kW) Eng.BLF 3/05-6/08 | | | | | | | | | | | | | | | | | | | | |
| 19-2317 | | | F | | | | | | | | | 137 | | | | | 84 | | | |
| 19-2704 | | | R | | | | | | | | | 136,9 | | | | | | | | |
| 1.6 TDI (77 kW) Eng.CAYC 8/09-7/10 | | | | | | | | | | | | | | | | | | | | |
| 19-2317 | | | F | | | | | | | | | 137 | | | | | 84 | | | |
| 19-2704 | | | R | | | | | | | | | 136,9 | | | | | | | | |
| 1.8 TSI (112 kW) Eng.CDAB, CGYA 11/09-7/10 | | | | | | | | | | | | | | | | | | | | |
| 19-2317 | | | F | | | | | | | | | 137 | | | | | 84 | | | |
| 19-2704 | | | R | | | | | | | | | 136,9 | | | | | | | | |
| 1.8 TSI (118 kW) Eng.BZB, CDAA 5/07-7/10 | | | | | | | | | | | | | | | | | | | | |
| 19-2317 | | | F | | | | | | | | | 137 | | | | | 84 | | | |
| 19-2704 | | | R | | | | | | | | | 136,9 | | | | | | | | |
| 1.9 TDI (77 kW) Eng.BKC, BLS, BXE 3/05-7/10 | | | | | | | | | | | | | | | | | | | | |
| 19-2317 | | | F | | | | | | | | | 137 | | | | | 84 | | | |

VOLKSWAGEN

| METELLI ref | Spare Parts | | F/R | L/R | | | ABS | A | B | C | D | E | F | G | H | I | L | M | Fig | NOTE | |
|---|-------------|--|-----|-----|--|--|-----|---|---|---|---|-------|---|---|---|---|----|---|-----|------|--|
| 19-2704 | | | R | | | | | | | | | 136,9 | | | | | | | | | |
| 2.0 BlueTDI (105 kW) Eng.CBAC 1/09-11/10 | | | | | | | | | | | | | | | | | | | | | |
| 19-2317 | | | F | | | | | | | | | 137 | | | | | 84 | | | | |
| 19-2704 | | | R | | | | | | | | | 136,9 | | | | | | | | | |
| 2.0 FSI (110 kW) Eng.BLR, BLY, BVY, BVZ 3/05-7/10 | | | | | | | | | | | | | | | | | | | | | |
| 19-2317 | | | F | | | | | | | | | 137 | | | | | 84 | | | | |
| 19-2704 | | | R | | | | | | | | | 136,9 | | | | | | | | | |
| 2.0 FSI (125 kW) Eng.CCTB 8/07-7/10 | | | | | | | | | | | | | | | | | | | | | |
| 19-2317 | | | F | | | | | | | | | 137 | | | | | 84 | | | | |
| 19-2704 | | | R | | | | | | | | | 136,9 | | | | | | | | | |
| 2.0 FSI (147 kW) Eng.AXX, BPY, BWA, CAWB, CBFA, CCTA, CCZA 7/05-7/10 | | | | | | | | | | | | | | | | | | | | | |
| 19-2317 | | | F | | | | | | | | | 137 | | | | | 84 | | | | |
| 19-2704 | | | R | | | | | | | | | 136,9 | | | | | | | | | |
| 2.0 FSI 4motion (110 kW) Eng.BLX, BLY, BVX 9/05-7/10 | | | | | | | | | | | | | | | | | | | | | |
| 19-2317 | | | F/R | | | | | | | | | 137 | | | | | 84 | | | | |
| 2.0 TDI (81 kW) Eng.CBDC 11/08-7/10 | | | | | | | | | | | | | | | | | | | | | |
| 19-2317 | | | F | | | | | | | | | 137 | | | | | 84 | | | | |
| 19-2704 | | | R | | | | | | | | | 136,9 | | | | | | | | | |
| 2.0 TDI (88 kW) Eng.BWV 11/05-5/07 | | | | | | | | | | | | | | | | | | | | | |
| 19-2317 | | | F | | | | | | | | | 137 | | | | | 84 | | | | |
| 19-2704 | | | R | | | | | | | | | 136,9 | | | | | | | | | |
| 2.0 TDI (90 kW) Eng.BVE 8/05-7/06 | | | | | | | | | | | | | | | | | | | | | |
| 19-2317 | | | F | | | | | | | | | 137 | | | | | 84 | | | | |
| 19-2704 | | | R | | | | | | | | | 136,9 | | | | | | | | | |
| 2.0 TDI (100 kW) Eng.BMA, CBAA 3/05-11/10 | | | | | | | | | | | | | | | | | | | | | |
| 19-2317 | | | F | | | | | | | | | 137 | | | | | 84 | | | | |
| 19-2704 | | | R | | | | | | | | | 136,9 | | | | | | | | | |
| 2.0 TDI (103 kW) Eng.BMP 3/05-5/09 | | | | | | | | | | | | | | | | | | | | | |
| 19-2317 | | | F | | | | | | | | | 137 | | | | | 84 | | | | |

VOLKSWAGEN

| METELLI ref | Spare Parts | | F/R | L/R | | | ABS | A | B | C | D | E | F | G | H | I | L | M | Fig | NOTE |
|--|-------------|--|-----|-----|--|--|-----|---|---|---|---|-------|---|---|---|---|----|---|-----|------|
| 1.6 (75 kW) Eng.BSE, BSF 8/05-11/10 | | | | | | | | | | | | | | | | | | | | |
| 19-2317 | | | F | | | | | | | | | 137 | | | | | 84 | | | |
| 19-2704 | | | R | | | | | | | | | 136,9 | | | | | | | | |
| 1.6 FSI (85 kW) Eng.BLF 8/05-6/08 | | | | | | | | | | | | | | | | | | | | |
| 19-2317 | | | F | | | | | | | | | 137 | | | | | 84 | | | |
| 19-2704 | | | R | | | | | | | | | 136,9 | | | | | | | | |
| 1.6 TDI (77 kW) Eng.CAYC 8/09-11/10 | | | | | | | | | | | | | | | | | | | | |
| 19-2317 | | | F | | | | | | | | | 137 | | | | | 84 | | | |
| 19-2704 | | | R | | | | | | | | | 136,9 | | | | | | | | |
| 1.8 TSI (112 kW) Eng.CDAB, CGYA 11/09-11/10 | | | | | | | | | | | | | | | | | | | | |
| 19-2317 | | | F | | | | | | | | | 137 | | | | | 84 | | | |
| 19-2704 | | | R | | | | | | | | | 136,9 | | | | | | | | |
| 1.8 TSI (118 kW) Eng.BZB, CDAA 5/07-10/11 | | | | | | | | | | | | | | | | | | | | |
| 19-2317 | | | F | | | | | | | | | 137 | | | | | 84 | | | |
| 19-2704 | | | R | | | | | | | | | 136,9 | | | | | | | | |
| 1.9 TDI (77 kW) Eng.BKC, BLS, BXE 8/05-11/10 | | | | | | | | | | | | | | | | | | | | |
| 19-2317 | | | F | | | | | | | | | 137 | | | | | 84 | | | |
| 19-2704 | | | R | | | | | | | | | 136,9 | | | | | | | | |
| 2.0 BlueTDI (105 kW) Eng.CBAC 1/09-11/10 | | | | | | | | | | | | | | | | | | | | |
| 19-2317 | | | F | | | | | | | | | 137 | | | | | 84 | | | |
| 19-2704 | | | R | | | | | | | | | 136,9 | | | | | | | | |
| 2.0 FSI (110 kW) Eng.BLR, BLY, BVY, BVZ 8/05-11/10 | | | | | | | | | | | | | | | | | | | | |
| 19-2317 | | | F | | | | | | | | | 137 | | | | | 84 | | | |
| 19-2704 | | | R | | | | | | | | | 136,9 | | | | | | | | |
| 2.0 FSI (147 kW) Eng.AXX, BPY, BWA, CAWB, CBFA, CCTA, CCZA 8/05-11/10 | | | | | | | | | | | | | | | | | | | | |
| 19-2317 | | | F | | | | | | | | | 137 | | | | | 84 | | | |
| 19-2704 | | | R | | | | | | | | | 136,9 | | | | | | | | |
| 2.0 FSI 4motion (110 kW) Eng.BLX, BLY, BVX 9/05-11/10 | | | | | | | | | | | | | | | | | | | | |
| 19-2317 | | | F/R | | | | | | | | | 137 | | | | | 84 | | | |

VOLKSWAGEN

| METELLI ref | Spare Parts | | F/R | L/R | | | ABS | A | B | C | D | E | F | G | H | I | L | M | Fig | NOTE |
|--|-------------|--|-----|-----|--|--|-----|---|---|---|---|-------|---|---|---|---|----|---|-----|------|
| 2.0 TDI (81 kW) Eng.CBDC 11/08-11/10 | | | | | | | | | | | | | | | | | | | | |
| 19-2317 | | | F | | | | | | | | | 137 | | | | | 84 | | | |
| 19-2704 | | | R | | | | | | | | | 136,9 | | | | | | | | |
| 2.0 TDI (88 kW) Eng.BWV 11/05-5/07 | | | | | | | | | | | | | | | | | | | | |
| 19-2317 | | | F | | | | | | | | | 137 | | | | | 84 | | | |
| 19-2704 | | | R | | | | | | | | | 136,9 | | | | | | | | |
| 2.0 TDI (90 kW) Eng.BVE 8/05-2/06 | | | | | | | | | | | | | | | | | | | | |
| 19-2317 | | | F | | | | | | | | | 137 | | | | | 84 | | | |
| 19-2704 | | | R | | | | | | | | | 136,9 | | | | | | | | |
| 2.0 TDI (100 kW) Eng.BMA, CBAA 8/05-11/10 | | | | | | | | | | | | | | | | | | | | |
| 19-2317 | | | F | | | | | | | | | 137 | | | | | 84 | | | |
| 19-2704 | | | R | | | | | | | | | 136,9 | | | | | | | | |
| 2.0 TDI (103 kW) Eng.BMP 8/05-5/09 | | | | | | | | | | | | | | | | | | | | |
| 19-2317 | | | F | | | | | | | | | 137 | | | | | 84 | | | |
| 19-2704 | | | R | | | | | | | | | 136,9 | | | | | | | | |
| 2.0 TDI (120 kW) Eng.BUZ 8/05-5/09 | | | | | | | | | | | | | | | | | | | | |
| 19-2317 | | | F | | | | | | | | | 137 | | | | | 84 | | | |
| 19-2704 | | | R | | | | | | | | | 136,9 | | | | | | | | |
| 2.0 TDI (125 kW) Eng.BMR, CBBB 8/05-11/10 | | | | | | | | | | | | | | | | | | | | |
| 19-2317 | | | F | | | | | | | | | 137 | | | | | 84 | | | |
| 19-2704 | | | R | | | | | | | | | 136,9 | | | | | | | | |
| 2.0 TDI 16V (103 kW) Eng.BKP, CBAB 8/05-11/10 | | | | | | | | | | | | | | | | | | | | |
| 19-2317 | | | F | | | | | | | | | 137 | | | | | 84 | | | |
| 19-2704 | | | R | | | | | | | | | 136,9 | | | | | | | | |
| 2.0 TDI 16V 4motion (103 kW) Eng.BKP, CBAB 8/05-11/10 | | | | | | | | | | | | | | | | | | | | |
| 19-2317 | | | F/R | | | | | | | | | 137 | | | | | 84 | | | |
| 2.0 TDI 4motion (103 kW) Eng.BMP 8/05-5/09 | | | | | | | | | | | | | | | | | | | | |
| 19-2317 | | | F/R | | | | | | | | | 137 | | | | | 84 | | | |

VOLKSWAGEN

| METELLI ref | Spare Parts | F/R | L/R | ABS | A | B | C | D | E | F | G | H | I | L | M | Fig | NOTE |
|--|-------------|-----|-----|-----|---|---|---|---|-------|---|---|---|---|----|---|-----|------|
| 2.0 TDI 4motion (125 kW) Eng.CBBB 5/09-11/10 | | | | | | | | | | | | | | | | | |
| 19-2317 | | F/R | | | | | | | 137 | | | | | 84 | | | |
| 3.2 FSI 4motion (184 kW) Eng.AXZ 11/05-11/10 | | | | | | | | | | | | | | | | | |
| 19-2317 | | F/R | | | | | | | 137 | | | | | 84 | | | |
| 3.6 R36 4motion (220 kW) Eng.BWS 4/07-11/10 | | | | | | | | | | | | | | | | | |
| 19-2317 | | F/R | | | | | | | 137 | | | | | 84 | | | |
| Passat VII (362, B7) 8/10-12/14 | | | | | | | | | | | | | | | | | |
| 1.4 TSI (90 kW) Eng.CAXA 8/10-12/14 | | | | | | | | | | | | | | | | | |
| 19-2317 | | F | | | | | | | 137 | | | | | 84 | | | |
| 19-2704 | | R | | | | | | | 136,9 | | | | | | | | |
| 1.4 TSI (118 kW) Eng.CTHD 11/12-12/14 | | | | | | | | | | | | | | | | | |
| 19-2317 | | F | | | | | | | 137 | | | | | 84 | | | |
| 19-2704 | | R | | | | | | | 136,9 | | | | | | | | |
| 1.4 TSI EcoFuel (110 kW) Eng.CDGA 8/10-12/14 | | | | | | | | | | | | | | | | | |
| 19-2317 | | F | | | | | | | 137 | | | | | 84 | | | |
| 19-2704 | | R | | | | | | | 136,9 | | | | | | | | |
| 1.4 TSI MultiFuel (118 kW) Eng.CKMA 11/10-12/14 | | | | | | | | | | | | | | | | | |
| 19-2317 | | F | | | | | | | 137 | | | | | 84 | | | |
| 19-2704 | | R | | | | | | | 136,9 | | | | | | | | |
| 1.6 TDI (77 kW) Eng.CAYC 8/10-12/14 | | | | | | | | | | | | | | | | | |
| 19-2317 | | F | | | | | | | 137 | | | | | 84 | | | |
| 19-2704 | | R | | | | | | | 136,9 | | | | | | | | |
| 1.8 TSI (112 kW) Eng.CDAB 2/11-12/14 | | | | | | | | | | | | | | | | | |
| 19-2317 | | F | | | | | | | 137 | | | | | 84 | | | |
| 19-2704 | | R | | | | | | | 136,9 | | | | | | | | |
| 1.8 TSI (118 kW) Eng.CDAA 8/10-12/14 | | | | | | | | | | | | | | | | | |
| 19-2317 | | F | | | | | | | 137 | | | | | 84 | | | |
| 19-2704 | | R | | | | | | | 136,9 | | | | | | | | |

VOLKSWAGEN

| METELLI ref | Spare Parts | F/R | L/R | ABS | A | B | C | D | E | F | G | H | I | L | M | Fig | NOTE |
|--|-------------|-----|-----|-----|---|----|---|---|-------|---|---|---|---|----|---|-----|------|
| 2.0 TDI (103 kW) Eng.CFFB, CKRA 4/11-6/15 | | | | | | | | | | | | | | | | | |
| 19-2317 | | F | | | | | | | 137 | | | | | 84 | | | |
| 19-2704 | | R | | | | | | | 136,9 | | | | | | | | |
| 2.5 (125 kW) Eng.CBTA, CBUA, CCCA 1/11-1/70 | | | | | | | | | | | | | | | | | |
| 19-2364 | | F | | | | 36 | | | 136,4 | | | | | 84 | | | |
| 19-2704 | | R | | | | | | | 136,9 | | | | | | | | |
| Passat VII Alltrack (365, B7) 1/12-12/14 | | | | | | | | | | | | | | | | | |
| 1.8 TSI (112 kW) Eng.CDAB 1/12-12/14 | | | | | | | | | | | | | | | | | |
| 19-2317 | | F | | | | | | | 137 | | | | | 84 | | | |
| 19-2704 | | R | | | | | | | 136,9 | | | | | | | | |
| 1.8 TSI (118 kW) Eng.CDAA 1/12-12/14 | | | | | | | | | | | | | | | | | |
| 19-2317 | | F | | | | | | | 137 | | | | | 84 | | | |
| 19-2704 | | R | | | | | | | 136,9 | | | | | | | | |
| 2.0 TDI (103 kW) Eng.CFFB 1/12-12/14 | | | | | | | | | | | | | | | | | |
| 19-2317 | | F | | | | | | | 137 | | | | | 84 | | | |
| 19-2704 | | R | | | | | | | 136,9 | | | | | | | | |
| 2.0 TDI 4motion (103 kW) Eng.CFFB 1/12-12/14 | | | | | | | | | | | | | | | | | |
| 19-2317 | | F/R | | | | | | | 137 | | | | | 84 | | | |
| 2.0 TDI 4motion (130 kW) Eng.CFGC 1/13-12/14 | | | | | | | | | | | | | | | | | |
| 19-2317 | | F/R | | | | | | | 137 | | | | | 84 | | | |
| 2.0 TSI 4motion (155 kW) Eng.CCZB 1/12-12/14 | | | | | | | | | | | | | | | | | |
| 19-2317 | | F/R | | | | | | | 137 | | | | | 84 | | | |
| Passat VII CC (357, B6) 5/08-1/12 | | | | | | | | | | | | | | | | | |
| 1.4 TSI MultiFuel (118 kW) Eng.CKMA 1/11-1/12 | | | | | | | | | | | | | | | | | |
| 19-2317 | | F | | | | | | | 137 | | | | | 84 | | | |
| 19-2704 | | R | | | | | | | 136,9 | | | | | | | | |

VOLKSWAGEN

| METELLI ref | Spare Parts | F/R | L/R | ABS | A | B | C | D | E | F | G | H | I | L | M | Fig | NOTE |
|---|-------------|-----|-----|-----|---|---|---|---|-------|---|---|---|---|----|---|-----|------|
| 2.0 TSI (155 kW) Eng.CCZB 11/10-1/12 | | | | | | | | | | | | | | | | | |
| 19-2317 | | F | | | | | | | 137 | | | | | 84 | | | |
| 19-2704 | | R | | | | | | | 136,9 | | | | | | | | |
| 3.6 FSI 4motion (206 kW) Eng.BLV, CNNA 6/08-1/12 | | | | | | | | | | | | | | | | | |
| 19-2317 | | F | | | | | | | 137 | | | | | 84 | | | |
| 3.6 FSI 4motion (220 kW) Eng.BWS 2/08-12/11 | | | | | | | | | | | | | | | | | |
| 19-2317 | | F/R | | | | | | | 137 | | | | | 84 | | | |
| Passat VII Variant (365, B7)/ Magotan 8/10-12/14 | | | | | | | | | | | | | | | | | |
| 1.4 TSI (90 kW) Eng.CAXA 8/10-12/14 | | | | | | | | | | | | | | | | | |
| 19-2317 | | F | | | | | | | 137 | | | | | 84 | | | |
| 19-2704 | | R | | | | | | | 136,9 | | | | | | | | |
| 1.4 TSI (118 kW) Eng.CTHD 11/12-12/14 | | | | | | | | | | | | | | | | | |
| 19-2317 | | F | | | | | | | 137 | | | | | 84 | | | |
| 19-2704 | | R | | | | | | | 136,9 | | | | | | | | |
| 1.4 TSI EcoFuel (110 kW) Eng.CDGA 8/10-12/14 | | | | | | | | | | | | | | | | | |
| 19-2317 | | F | | | | | | | 137 | | | | | 84 | | | |
| 19-2704 | | R | | | | | | | 136,9 | | | | | | | | |
| 1.4 TSI MultiFuel (118 kW) Eng.CKMA 11/10-12/14 | | | | | | | | | | | | | | | | | |
| 19-2317 | | F | | | | | | | 137 | | | | | 84 | | | |
| 19-2704 | | R | | | | | | | 136,9 | | | | | | | | |
| 1.6 TDI (77 kW) Eng.CAYC 8/10-12/14 | | | | | | | | | | | | | | | | | |
| 19-2317 | | F | | | | | | | 137 | | | | | 84 | | | |
| 19-2704 | | R | | | | | | | 136,9 | | | | | | | | |
| 1.8 TSI (112 kW) Eng.CDAB 2/11-12/14 | | | | | | | | | | | | | | | | | |
| 19-2317 | | F | | | | | | | 137 | | | | | 84 | | | |
| 19-2704 | | R | | | | | | | 136,9 | | | | | | | | |
| 1.8 TSI (118 kW) Eng.CDAA 8/10-12/14 | | | | | | | | | | | | | | | | | |
| 19-2317 | | F | | | | | | | 137 | | | | | 84 | | | |

VOLKSWAGEN

| METELLI ref | Spare Parts | | F/R | L/R | | | ABS | A | B | C | D | E | F | G | H | I | L | M | Fig | NOTE |
|--|-------------|--|-----|-----|--|--|-----|---|----|---|---|-------|---|---|---|---|----|---|-----|------|
| 1.4 TSI (92 kW) Eng.CZCA 11/14-1/70 | | | | | | | | | | | | | | | | | | | | |
| 19-2364 | | | F | | | | | | 36 | | | 136,4 | | | | | 84 | | | |
| 19-2704 | | | R | | | | | | | | | 136,9 | | | | | | | | |
| 1.4 TSI (110 kW) Eng.CZDA, CZEA 11/14-1/70 | | | | | | | | | | | | | | | | | | | | |
| 19-2364 | | | F | | | | | | 36 | | | 136,4 | | | | | 84 | | | |
| 19-2704 | | | R | | | | | | | | | 136,9 | | | | | | | | |
| 1.4 TSI 4motion (110 kW) Eng.CZEA 2/15-1/70 | | | | | | | | | | | | | | | | | | | | |
| 19-2364 | | | F | | | | | | 36 | | | 136,4 | | | | | 84 | | | |
| 19-2780 | | | R | | | | | | | | | 136 | | | | | 84 | | | |
| 1.5 TSI (110 kW) Eng.DADA, DPCA 8/18-1/70 | | | | | | | | | | | | | | | | | | | | |
| 19-2364 | | | F | | | | | | 36 | | | 136,4 | | | | | 84 | | | |
| 19-2704 | | | R | | | | | | | | | 136,9 | | | | | | | | |
| 1.6 TDI (88 kW) Eng.DCXA, DCZA 8/14-1/70 | | | | | | | | | | | | | | | | | | | | |
| 19-2364 | | | F | | | | | | 36 | | | 136,4 | | | | | 84 | | | |
| 19-2704 | | | R | | | | | | | | | 136,9 | | | | | | | | |
| 1.8 TSI (132 kW) Eng.CJSA, CJSC 2/15-1/70 | | | | | | | | | | | | | | | | | | | | |
| 19-2364 | | | F | | | | | | 36 | | | 136,4 | | | | | 84 | | | |
| 19-2704 | | | R | | | | | | | | | 136,9 | | | | | | | | |
| 2.0 TDI (81 kW) Eng.CRLD (01.16-05.17), DBGB (05.16-), DFGB (11.17-07 1/16-5/17 | | | | | | | | | | | | | | | | | | | | |
| 19-2364 | | | F | | | | | | 36 | | | 136,4 | | | | | 84 | | | |
| 19-2704 | | | R | | | | | | | | | 136,9 | | | | | | | | |
| 2.0 TDI (110 kW) Eng.CRLB, DBGA, DFGA, DSRA, DSRB, DTSA (10.20-), DTSB 11/14-1/70 | | | | | | | | | | | | | | | | | | | | |
| 19-2364 | | | F | | | | | | 36 | | | 136,4 | | | | | 84 | | | |
| 19-2704 | | | R | | | | | | | | | 136,9 | | | | | | | | |
| 2.0 TDI (135 kW) Eng.CUPA 7/15-1/70 | | | | | | | | | | | | | | | | | | | | |
| 19-2364 | | | F | | | | | | 36 | | | 136,4 | | | | | 84 | | | |
| 19-2704 | | | R | | | | | | | | | 136,9 | | | | | | | | |
| 2.0 TDI (140 kW) Eng.DDAA, DFCA, DFHA 11/14-1/70 | | | | | | | | | | | | | | | | | | | | |
| 19-2364 | | | F | | | | | | 36 | | | 136,4 | | | | | 84 | | | |

VOLKSWAGEN

| METELLI ref | Spare Parts | | F/R | L/R | | ABS | A | B | C | D | E | F | G | H | I | L | M | Fig | NOTE |
|--|-------------|--|-----|-----|--|-----|---|----|---|---|-------|---|---|---|---|----|---|-----|------|
| 19-2704 | | | R | | | | | | | | 136,9 | | | | | | | | |
| 2.0 TDI 4motion (110 kW) Eng.CRLB, DFEA, DFGA, DTSA (10.20-.) 8/14-1/70 | | | | | | | | | | | | | | | | | | | |
| 19-2364 | | | F | | | | | 36 | | | 136,4 | | | | | 84 | | | |
| 19-2780 | | | R | | | | | | | | 136 | | | | | 84 | | | |
| 2.0 TDI 4motion (140 kW) Eng.DDAA, DFCA, DFHA 11/14-1/70 | | | | | | | | | | | | | | | | | | | |
| 19-2364 | | | F | | | | | 36 | | | 136,4 | | | | | 84 | | | |
| 19-2780 | | | R | | | | | | | | 136 | | | | | 84 | | | |
| 2.0 TDI 4motion (176 kW) Eng.CUAA 8/14-1/70 | | | | | | | | | | | | | | | | | | | |
| 19-2364 | | | F | | | | | 36 | | | 136,4 | | | | | 84 | | | |
| 19-2780 | | | R | | | | | | | | 136 | | | | | 84 | | | |
| 2.0 TSI (140 kW) Eng.CZPB, DKZA, DNNA (02.21-.), DRFA 11/18-1/70 | | | | | | | | | | | | | | | | | | | |
| 19-2364 | | | F | | | | | 36 | | | 136,4 | | | | | 84 | | | |
| 19-2704 | | | R | | | | | | | | 136,9 | | | | | | | | |
| 2.0 TSI (162 kW) Eng.CHHB, CXDA 2/15-1/70 | | | | | | | | | | | | | | | | | | | |
| 19-2364 | | | F | | | | | 36 | | | 136,4 | | | | | 84 | | | |
| 19-2704 | | | R | | | | | | | | 136,9 | | | | | | | | |
| 2.0 TSI 4motion (200 kW) Eng.DNUA 9/18-1/70 | | | | | | | | | | | | | | | | | | | |
| 19-2364 | | | F | | | | | 36 | | | 136,4 | | | | | 84 | | | |
| 19-2780 | | | R | | | | | | | | 136 | | | | | 84 | | | |
| 2.0 TSI 4motion (206 kW) Eng.CJXA, DNFE 5/15-1/70 | | | | | | | | | | | | | | | | | | | |
| 19-2364 | | | F | | | | | 36 | | | 136,4 | | | | | 84 | | | |
| 19-2780 | | | R | | | | | | | | 136 | | | | | 84 | | | |
| Passat VIII Alltrack (3G5, CB5, B8) 5/15-1/70 | | | | | | | | | | | | | | | | | | | |
| 1.4 TSI 4motion (110 kW) Eng.CZEA 5/15-1/70 | | | | | | | | | | | | | | | | | | | |
| 19-2364 | | | F | | | | | 36 | | | 136,4 | | | | | 84 | | | |
| 19-2780 | | | R | | | | | | | | 136 | | | | | 84 | | | |
| 2.0 TDI 4motion (110 kW) Eng.CRLB, DFEA, DFGA 5/15-11/17 | | | | | | | | | | | | | | | | | | | |
| 19-2364 | | | F | | | | | 36 | | | 136,4 | | | | | 84 | | | |

VOLKSWAGEN

| METELLI ref | Spare Parts | | F/R | L/R | | | ABS | A | B | C | D | E | F | G | H | I | L | M | Fig | NOTE |
|--|-------------|--|-----|-----|--|--|-----|---|----|---|---|-------|---|---|---|---|----|---|-----|------|
| 2.0 TDI 4motion (135 kW) Eng.CUPA 7/15-1/70 | | | | | | | | | | | | | | | | | | | | |
| 19-2364 | | | F | | | | | | 36 | | | 136,4 | | | | | 84 | | | |
| 19-2780 | | | R | | | | | | | | | 136 | | | | | 84 | | | |
| 2.0 TDI 4motion (140 kW) Eng.DDAA, DFCA, DFHA 5/15-1/70 | | | | | | | | | | | | | | | | | | | | |
| 19-2364 | | | F | | | | | | 36 | | | 136,4 | | | | | 84 | | | |
| 19-2780 | | | R | | | | | | | | | 136 | | | | | 84 | | | |
| 2.0 TDI 4motion (147 kW) Eng.DTUA 8/20-1/70 | | | | | | | | | | | | | | | | | | | | |
| 19-2364 | | | F | | | | | | 36 | | | 136,4 | | | | | 84 | | | |
| 2.0 TDI 4motion (176 kW) Eng.CUAA 5/15-1/70 | | | | | | | | | | | | | | | | | | | | |
| 19-2364 | | | F | | | | | | 36 | | | 136,4 | | | | | 84 | | | |
| 19-2780 | | | R | | | | | | | | | 136 | | | | | 84 | | | |
| 2.0 TSI 4motion (162 kW) Eng.CHHB 7/15-1/70 | | | | | | | | | | | | | | | | | | | | |
| 19-2364 | | | F | | | | | | 36 | | | 136,4 | | | | | 84 | | | |
| 19-2780 | | | R | | | | | | | | | 136 | | | | | 84 | | | |
| 2.0 TSI 4motion (200 kW) Eng.DNUA 8/18-1/70 | | | | | | | | | | | | | | | | | | | | |
| 19-2364 | | | F | | | | | | 36 | | | 136,4 | | | | | 84 | | | |
| 19-2780 | | | R | | | | | | | | | 136 | | | | | 84 | | | |
| 2.0 TSI 4motion (206 kW) Eng.CJXA, DNFE 11/18-1/70 | | | | | | | | | | | | | | | | | | | | |
| 19-2364 | | | F | | | | | | 36 | | | 136,4 | | | | | 84 | | | |
| 19-2780 | | | R | | | | | | | | | 136 | | | | | 84 | | | |
| Passat VIII Variant (3G5, CB5, B8) 8/14-1/70 | | | | | | | | | | | | | | | | | | | | |
| 1.4 GTE Hybrid (115 kW) Eng.CUKC, DGEB 6/15-1/70 | | | | | | | | | | | | | | | | | | | | |
| 19-2364 | | | F | | | | | | 36 | | | 136,4 | | | | | 84 | | | |
| 19-2704 | | | R | | | | | | | | | 136,9 | | | | | | | | |
| 1.4 TSI (92 kW) Eng.CZCA 11/14-1/70 | | | | | | | | | | | | | | | | | | | | |
| 19-2364 | | | F | | | | | | 36 | | | 136,4 | | | | | 84 | | | |
| 19-2704 | | | R | | | | | | | | | 136,9 | | | | | | | | |

VOLKSWAGEN

| METELLI ref | Spare Parts | | F/R | L/R | | | ABS | A | B | C | D | E | F | G | H | I | L | M | Fig | NOTE |
|--|-------------|--|-----|-----|--|--|-----|---|----|---|---|-------|---|---|---|---|---|----|-----|------|
| 1.4 TSI (110 kW) Eng.CZDA, CZEA 11/14-1/70 | | | | | | | | | | | | | | | | | | | | |
| 19-2364 | | | F | | | | | | 36 | | | 136,4 | | | | | | 84 | | |
| 19-2704 | | | R | | | | | | | | | 136,9 | | | | | | | | |
| 1.4 TSI 4motion (110 kW) Eng.CZEA 2/15-1/70 | | | | | | | | | | | | | | | | | | | | |
| 19-2364 | | | F | | | | | | 36 | | | 136,4 | | | | | | 84 | | |
| 19-2780 | | | R | | | | | | | | | 136 | | | | | | 84 | | |
| 1.5 TSI (110 kW) Eng.DADA, DPCA 8/18-1/70 | | | | | | | | | | | | | | | | | | | | |
| 19-2364 | | | F | | | | | | 36 | | | 136,4 | | | | | | 84 | | |
| 19-2704 | | | R | | | | | | | | | 136,9 | | | | | | | | |
| 1.6 TDI (88 kW) Eng.DCXA, DCZA 8/14-1/70 | | | | | | | | | | | | | | | | | | | | |
| 19-2364 | | | F | | | | | | 36 | | | 136,4 | | | | | | 84 | | |
| 19-2704 | | | R | | | | | | | | | 136,9 | | | | | | | | |
| 1.8 TSI (132 kW) Eng.CJSA, CJSC 2/15-1/70 | | | | | | | | | | | | | | | | | | | | |
| 19-2364 | | | F | | | | | | 36 | | | 136,4 | | | | | | 84 | | |
| 19-2704 | | | R | | | | | | | | | 136,9 | | | | | | | | |
| 2.0 TDI (110 kW) Eng.CRLB, DBGA, DFGA, DSRA, DSRB, DTSA (10.20-), DTSA 11/14-1/70 | | | | | | | | | | | | | | | | | | | | |
| 19-2364 | | | F | | | | | | 36 | | | 136,4 | | | | | | 84 | | |
| 19-2704 | | | R | | | | | | | | | 136,9 | | | | | | | | |
| 2.0 TDI (135 kW) Eng.CUPA 7/15-1/70 | | | | | | | | | | | | | | | | | | | | |
| 19-2364 | | | F | | | | | | 36 | | | 136,4 | | | | | | 84 | | |
| 19-2704 | | | R | | | | | | | | | 136,9 | | | | | | | | |
| 2.0 TDI (140 kW) Eng.DDAA, DFCA, DFHA 11/14-1/70 | | | | | | | | | | | | | | | | | | | | |
| 19-2364 | | | F | | | | | | 36 | | | 136,4 | | | | | | 84 | | |
| 19-2704 | | | R | | | | | | | | | 136,9 | | | | | | | | |
| 2.0 TDI (147 kW) Eng.DTUA 9/20-1/70 | | | | | | | | | | | | | | | | | | | | |
| 19-2364 | | | F | | | | | | 36 | | | 136,4 | | | | | | 84 | | |
| 19-2704 | | | R | | | | | | | | | 136,9 | | | | | | | | |
| 2.0 TDI 4motion (110 kW) Eng.CRLB, DFEA, DFGA, DTSA (10.20-) 8/14-1/70 | | | | | | | | | | | | | | | | | | | | |
| 19-2364 | | | F | | | | | | 36 | | | 136,4 | | | | | | 84 | | |

VOLKSWAGEN

| METELLI ref | Spare Parts | | F/R | L/R | | | ABS | A | B | C | D | E | F | G | H | I | L | M | Fig | NOTE |
|---|-------------|--|-----|-----|--|--|-----|---|----|----|----|-------|---|---|---|---|----|-------|-----|------|
| 19-2780 | | | R | | | | | | | | | 136 | | | | | 84 | | | |
| 2.0 TDI 4motion (140 kW) Eng.DDAA, DFCA, DFHA 11/14-1/70 | | | | | | | | | | | | | | | | | | | | |
| 19-2364 | | | F | | | | | | 36 | | | 136,4 | | | | | 84 | | | |
| 19-2780 | | | R | | | | | | | | | 136 | | | | | 84 | | | |
| 2.0 TDI 4motion (147 kW) Eng.DTUA 8/20-1/70 | | | | | | | | | | | | | | | | | | | | |
| 19-2364 | | | R | | | | | | 36 | | | 136,4 | | | | | 84 | | | |
| 19-2364 | | | F | | | | | | 36 | | | 136,4 | | | | | 84 | | | |
| 2.0 TDI 4motion (176 kW) Eng.CUAA 8/14-1/70 | | | | | | | | | | | | | | | | | | | | |
| 19-2364 | | | F | | | | | | 36 | | | 136,4 | | | | | 84 | | | |
| 19-2780 | | | R | | | | | | | | | 136 | | | | | 84 | | | |
| 2.0 TSI (140 kW) Eng.CZPB, DKZA, DNNA (02.21-), DRFA, DUNA (08.21-) 11/18-1/70 | | | | | | | | | | | | | | | | | | | | |
| 19-2364 | | | F | | | | | | 36 | | | 136,4 | | | | | 84 | | | |
| 19-2704 | | | R | | | | | | | | | 136,9 | | | | | | | | |
| 2.0 TSI (162 kW) Eng.CHHB, CXDA 8/14-1/70 | | | | | | | | | | | | | | | | | | | | |
| 19-2364 | | | F | | | | | | 36 | | | 136,4 | | | | | 84 | | | |
| 19-2704 | | | R | | | | | | | | | 136,9 | | | | | | | | |
| 2.0 TSI 4motion (200 kW) Eng.DNUA 9/18-1/70 | | | | | | | | | | | | | | | | | | | | |
| 19-2364 | | | F | | | | | | 36 | | | 136,4 | | | | | 84 | | | |
| 19-2780 | | | R | | | | | | | | | 136 | | | | | 84 | | | |
| 2.0 TSI 4motion (206 kW) Eng.CJXA, DNFE 5/15-1/70 | | | | | | | | | | | | | | | | | | | | |
| 19-2364 | | | F | | | | | | 36 | | | 136,4 | | | | | 84 | | | |
| 19-2780 | | | R | | | | | | | | | 136 | | | | | 84 | | | |
| Phaeton (3D1, 3D2, 3D3, 3D4, 3D6, 3D7, 3D8, 3D9) 4/02-3/16 | | | | | | | | | | | | | | | | | | | | |
| 3.0 V6 TDI 4motion (165 kW) Eng.BMK 9/04-5/07 | | | | | | | | | | | | | | | | | | | | |
| 19-2778 | | | F/R | | | | | | | 45 | 92 | 135 | | | | | 30 | 42,25 | | |
| 3.0 V6 TDI 4motion (171 kW) Eng.CARA 6/07-11/08 | | | | | | | | | | | | | | | | | | | | |
| 19-2778 | | | F/R | | | | | | | 45 | 92 | 135 | | | | | 30 | 42,25 | | |

VOLKSWAGEN

| METELLI ref | Spare Parts | | F/R | L/R | | | ABS | A | B | C | D | E | F | G | H | I | L | M | Fig | NOTE |
|--|-------------|--|-----|-----|--|--|-----|---|---|-------|-------|-----|---|---|---|---|-------|-------|-----|------|
| 3.0 V6 TDI 4motion (176 kW) Eng.CARB, CEXA 11/08-3/16 | | | | | | | | | | | | | | | | | | | | |
| 19-2778 | | | F/R | | | | | | | 45 | 92 | 135 | | | | | 30 | 42,25 | | |
| 3.2 V6 (177 kW) Eng.AYT, BKL 4/02-5/05 | | | | | | | | | | | | | | | | | | | | |
| 19-2778 | | | F/R | | | | | | | 45 | 92 | 135 | | | | | 30 | 42,25 | | |
| 3.2 V6 4motion (177 kW) Eng.BKL, BRK 2/04-11/08 | | | | | | | | | | | | | | | | | | | | |
| 19-2778 | | | F/R | | | | | | | 45 | 92 | 135 | | | | | 30 | 42,25 | | |
| 3.6 V6 4motion (206 kW) Eng.CHNA, CMVA 11/08-3/16 | | | | | | | | | | | | | | | | | | | | |
| 19-2778 | | | F/R | | | | | | | 45 | 92 | 135 | | | | | 30 | 42,25 | | |
| 4.2 V8 4motion (246 kW) Eng.BGH (05.03-), BGJ 5/03-3/16 | | | | | | | | | | | | | | | | | | | | |
| 19-2778 | | | F/R | | | | | | | 45 | 92 | 135 | | | | | 30 | 42,25 | | |
| 5.0 V10 TDI 4motion (230 kW) Eng.AJS 11/02-10/06 | | | | | | | | | | | | | | | | | | | | |
| 19-2778 | | | F/R | | | | | | | 45 | 92 | 135 | | | | | 30 | 42,25 | | |
| 6.0 W12 4motion (309 kW) Eng.BAN, BAP 4/02-12/05 | | | | | | | | | | | | | | | | | | | | |
| 19-2778 | | | F/R | | | | | | | 45 | 92 | 135 | | | | | 30 | 42,25 | | |
| 6.0 W12 4motion (331 kW) Eng.BRN, BTT 5/05-3/16 | | | | | | | | | | | | | | | | | | | | |
| 19-2778 | | | F/R | | | | | | | 45 | 92 | 135 | | | | | 30 | 42,25 | | |
| Polo I (86) 3/75-9/81 | | | | | | | | | | | | | | | | | | | | |
| 0.8 (25 kW) Eng.HE 9/75-9/81 | | | | | | | | | | | | | | | | | | | | |
| 19-2100 | | | F | | | | | | | 34 | 62 | | | | | | 37 | | | |
| 19-2500 | | | R | | | | | | | 17,46 | 50,29 | | | | | | 14,73 | | | |
| 0.9 (29 kW) Eng.HA 9/75-9/81 | | | | | | | | | | | | | | | | | | | | |
| 19-2100 | | | F | | | | | | | 34 | 62 | | | | | | 37 | | | |
| 19-2500 | | | R | | | | | | | 17,46 | 50,29 | | | | | | 14,73 | | | |
| 1.1 (37 kW) Eng.HB 3/75-9/81 | | | | | | | | | | | | | | | | | | | | |
| 19-2100 | | | F | | | | | | | 34 | 62 | | | | | | 37 | | | |
| 19-2500 | | | R | | | | | | | 17,46 | 50,29 | | | | | | 14,73 | | | |
| 1.1 (44 kW) Eng.HC 3/75-9/81 | | | | | | | | | | | | | | | | | | | | |
| 19-2100 | | | F | | | | | | | 34 | 62 | | | | | | 37 | | | |

VOLKSWAGEN

| METELLI ref | Spare Parts | | F/R | L/R | | | ABS | A | B | C | D | E | F | G | H | I | L | M | Fig | NOTE |
|--|-------------|--------|-----|-----|--|--|-----|---|---|-------|-------|---|---|---|---|---|-------|---|-----|------|
| 19-2500 | | | R | | | | | | | 17,46 | 50,29 | | | | | | 14,73 | | | |
| 1.3 (44 kW) Eng.HH 12/76-9/81 | | | | | | | | | | | | | | | | | | | | |
| 19-2100 | | | F | | | | | | | 34 | 62 | | | | | | 37 | | | |
| 19-2500 | | | R | | | | | | | 17,46 | 50,29 | | | | | | 14,73 | | | |
| Polo II (86C, 80) 10/81-9/94 | | | | | | | | | | | | | | | | | | | | |
| 0.9 (29 kW) Eng.HA 10/81-12/81 | | | | | | | | | | | | | | | | | | | | |
| 19-2100 | | | F | | | | | | | 34 | 62 | | | | | | 37 | | | |
| 19-2500 | | | R | | | | | | | 17,46 | 50,29 | | | | | | 14,73 | | | |
| 1.0 (29 kW) Eng.GL 10/81-10/86 | | | | | | | | | | | | | | | | | | | | |
| 19-2100 | | | F | | | | | | | 34 | 62 | | | | | | 37 | | | |
| 19-2500 | | | R | | | | | | | 17,46 | 50,29 | | | | | | 14,73 | | | |
| 1.0 (33 kW) Eng.HZ (08.85-01.92) 8/85-1/92 | | | | | | | | | | | | | | | | | | | | |
| 19-2100 | | | F | | | | | | | 34 | 62 | | | | | | 37 | | | |
| 19-2500 | | | R | | | | | | | 17,46 | 50,29 | | | | | | 14,73 | | | |
| 1.0 Cat (33 kW) Eng.AAK (08.89-07.90), AAU (08.90-09.94), ACM (02.92-1 8/89-9/94 | | | | | | | | | | | | | | | | | | | | |
| 19-2100 | | -07/94 | F | | | | | | | 34 | 62 | | | | | | 37 | | | |
| 19-2223 | | 08/94- | F | | | | | | | 35 | 66 | | | | | | 37 | | | |
| 19-2500 | | | R | | | | | | | 17,46 | 50,29 | | | | | | 14,73 | | | |
| 1.1 (37 kW) Eng.HB 10/81-9/89 | | | | | | | | | | | | | | | | | | | | |
| 19-2100 | | | F | | | | | | | 34 | 62 | | | | | | 37 | | | |
| 19-2500 | | | R | | | | | | | 17,46 | 50,29 | | | | | | 14,73 | | | |
| 1.3 (37 kW) Eng.HW 8/83-7/85 | | | | | | | | | | | | | | | | | | | | |
| 19-2100 | | | F | | | | | | | 34 | 62 | | | | | | 37 | | | |
| 19-2500 | | | R | | | | | | | 17,46 | 50,29 | | | | | | 14,73 | | | |
| 1.3 (40 kW) Eng.HK (08.83-07.85), MH 8/83-7/88 | | | | | | | | | | | | | | | | | | | | |
| 19-2100 | | | F | | | | | | | 34 | 62 | | | | | | 37 | | | |
| 19-2500 | | | R | | | | | | | 17,46 | 50,29 | | | | | | 14,73 | | | |

VOLKSWAGEN

| METELLI ref | Spare Parts | | F/R | L/R | | | ABS | A | B | C | D | E | F | G | H | I | L | M | Fig | NOTE |
|---|-------------|--------|-----|-----|--|--|-----|---|---|-------|-------|---|---|---|---|---|-------|---|-----|------|
| 19-2500 | | | R | | | | | | | 17,46 | 50,29 | | | | | | 14,73 | | | |
| 1.0 (33 kW) Eng.AAK (08.89-07.90), AAU (08.90-09.94), ACM (02.92-1 1/85-9/94) | | | | | | | | | | | | | | | | | | | | |
| 19-2100 | | | F | | | | | | | 34 | 62 | | | | | | 37 | | | |
| 19-2500 | | | R | | | | | | | 17,46 | 50,29 | | | | | | 14,73 | | | |
| 1.3 (40 kW) Eng.HK (01.85-07.85), MH 1/85-7/87 | | | | | | | | | | | | | | | | | | | | |
| 19-2100 | | | F | | | | | | | 34 | 62 | | | | | | 37 | | | |
| 19-2500 | | | R | | | | | | | 17,46 | 50,29 | | | | | | 14,73 | | | |
| 1.3 Cat (40 kW) Eng.MH (07.87-12.88), NZ (07.87-12.88) 7/87-9/94 | | | | | | | | | | | | | | | | | | | | |
| 19-2100 | | | F | | | | | | | 34 | 62 | | | | | | 37 | | | |
| 19-2500 | | | R | | | | | | | 17,46 | 50,29 | | | | | | 14,73 | | | |
| 1.3 D (33 kW) Eng.MN 8/86-12/88 | | | | | | | | | | | | | | | | | | | | |
| 19-2100 | | | F | | | | | | | 34 | 62 | | | | | | 37 | | | |
| 19-2500 | | | R | | | | | | | 17,46 | 50,29 | | | | | | 14,73 | | | |
| 1.4 D (35 kW) Eng.1W 10/90-9/94 | | | | | | | | | | | | | | | | | | | | |
| 19-2100 | | | F | | | | | | | 34 | 62 | | | | | | 37 | | | |
| 19-2500 | | | R | | | | | | | 17,46 | 50,29 | | | | | | 14,73 | | | |
| Polo II Coupe (86C, 80) 10/81-9/94 | | | | | | | | | | | | | | | | | | | | |
| 1.0 (29 kW) Eng.GL 5/82-10/86 | | | | | | | | | | | | | | | | | | | | |
| 19-2100 | | | F | | | | | | | 34 | 62 | | | | | | 37 | | | |
| 19-2500 | | | R | | | | | | | 17,46 | 50,29 | | | | | | 14,73 | | | |
| 1.0 (33 kW) Eng.HZ (08.85-01.92) 8/85-1/92 | | | | | | | | | | | | | | | | | | | | |
| 19-2100 | | | F | | | | | | | 34 | 62 | | | | | | 37 | | | |
| 19-2500 | | | R | | | | | | | 17,46 | 50,29 | | | | | | 14,73 | | | |
| 1.0 Cat (33 kW) Eng.AAK (08.89-07.90), AAU (08.90-09.94), ACM (02.92-1 8/89-9/94) | | | | | | | | | | | | | | | | | | | | |
| 19-2100 | | -07/94 | F | | | | | | | 34 | 62 | | | | | | 37 | | | |
| 19-2500 | | | R | | | | | | | 17,46 | 50,29 | | | | | | 14,73 | | | |
| 1.1 (37 kW) Eng.HB 10/81-7/83 | | | | | | | | | | | | | | | | | | | | |
| 19-2100 | | | F | | | | | | | 34 | 62 | | | | | | 37 | | | |

VOLKSWAGEN

| METELLI ref | Spare Parts | | F/R | L/R | | | ABS | A | B | C | D | E | F | G | H | I | L | M | Fig | NOTE |
|--|-------------|--------|-----|-----|--|--|-----|---|---|-------|-------|---|---|---|---|---|-------|---|-----|------|
| 19-2500 | | | R | | | | | | | 17,46 | 50,29 | | | | | | 14,73 | | | |
| 1.3 (40 kW) Eng.HK (08.83-07.85), MH 8/83-6/87 | | | | | | | | | | | | | | | | | | | | |
| 19-2100 | | | F | | | | | | | 34 | 62 | | | | | | 37 | | | |
| 19-2500 | | | R | | | | | | | 17,46 | 50,29 | | | | | | 14,73 | | | |
| 1.3 (44 kW) Eng.HH 10/81-7/83 | | | | | | | | | | | | | | | | | | | | |
| 19-2100 | | | F | | | | | | | 34 | 62 | | | | | | 37 | | | |
| 19-2500 | | | R | | | | | | | 17,46 | 50,29 | | | | | | 14,73 | | | |
| 1.3 (55 kW) Eng.GK (09.82-09.89) 9/82-9/89 | | | | | | | | | | | | | | | | | | | | |
| 19-2100 | | | F | | | | | | | 34 | 62 | | | | | | 37 | | | |
| 19-2500 | | | R | | | | | | | 17,46 | 50,29 | | | | | | 14,73 | | | |
| 1.3 (57 kW) Eng.3F 3/91-9/94 | | | | | | | | | | | | | | | | | | | | |
| 19-2100 | | -07/94 | F | | | | | | | 34 | 62 | | | | | | 37 | | | |
| 19-2500 | | | R | | | | | | | 17,46 | 50,29 | | | | | | 14,73 | | | |
| 1.3 Cat (40 kW) Eng.2G (01.89-08.94), AAV (01.91-08.94), MH (07.87-12. 7/87-8/94 | | | | | | | | | | | | | | | | | | | | |
| 19-2100 | | -07/94 | F | | | | | | | 34 | 62 | | | | | | 37 | | | |
| 19-2500 | | | R | | | | | | | 17,46 | 50,29 | | | | | | 14,73 | | | |
| 1.3 Cat (55 kW) Eng.3F (10.89-09.94) 10/89-9/94 | | | | | | | | | | | | | | | | | | | | |
| 19-2100 | | -07/94 | F | | | | | | | 34 | 62 | | | | | | 37 | | | |
| 19-2500 | | | R | | | | | | | 17,46 | 50,29 | | | | | | 14,73 | | | |
| 1.3 D (33 kW) Eng.MN 8/86-8/90 | | | | | | | | | | | | | | | | | | | | |
| 19-2100 | | | F | | | | | | | 34 | 62 | | | | | | 37 | | | |
| 19-2500 | | | R | | | | | | | 17,46 | 50,29 | | | | | | 14,73 | | | |
| 1.3 G40 (83 kW) Eng.PY (08.90-09.94) 8/90-9/94 | | | | | | | | | | | | | | | | | | | | |
| 19-2100 | | -07/94 | F | | | | | | | 34 | 62 | | | | | | 37 | | | |
| 19-2500 | | | R | | | | | | | 17,46 | 50,29 | | | | | | 14,73 | | | |
| 1.3 G40 (85 kW) Eng.PY (01.87-08.90) 1/87-8/90 | | | | | | | | | | | | | | | | | | | | |
| 19-2100 | | | F | | | | | | | 34 | 62 | | | | | | 37 | | | |
| 19-2500 | | | R | | | | | | | 17,46 | 50,29 | | | | | | 14,73 | | | |

VOLKSWAGEN

| METELLI ref | Spare Parts | | F/R | L/R | | | ABS | A | B | C | D | E | F | G | H | I | L | M | Fig | NOTE |
|--|-------------|--------|-----|-----|--|--|-----|---|---|-------|-------|-----|---|---|---|---|---|-------|-----|------|
| 1.4 D (35 kW) Eng.1W 8/90-9/94 | | | | | | | | | | | | | | | | | | | | |
| 19-2100 | | -07/94 | F | | | | | | | 34 | 62 | | | | | | | 37 | | |
| 19-2500 | | | R | | | | | | | 17,46 | 50,29 | | | | | | | 14,73 | | |
| Polo III (6N1) 10/94-10/99 | | | | | | | | | | | | | | | | | | | | |
| 1.7 SDI (42 kW) Eng.AHG 4/97-10/99 | | | | | | | | | | | | | | | | | | | | |
| 19-2223 | | | F | | | | | | | 35 | 66 | | | | | | | 37 | | |
| 19-2500 | | -06/99 | R | | | | | | | 17,46 | 50,29 | | | | | | | 14,73 | | |
| 19-2741 | | 07/99- | R | | | | 43 | | | 28 | | 120 | | | | | | 63,6 | | |
| 100 1.4 16V (74 kW) Eng.AFH 4/96-10/99 | | | | | | | | | | | | | | | | | | | | |
| 19-2223 | | | F | | | | | | | 35 | 66 | | | | | | | 37 | | |
| 19-2500 | | -06/99 | R | | | | | | | 17,46 | 50,29 | | | | | | | 14,73 | | |
| 19-2741 | | 07/99- | R | | | | 43 | | | 28 | | 120 | | | | | | 63,6 | | |
| 120 1.6 16V GTI (88 kW) Eng.AJV (09.98-.) 9/98-10/99 | | | | | | | | | | | | | | | | | | | | |
| 19-2223 | | | F | | | | | | | 35 | 66 | | | | | | | 37 | | |
| 19-2500 | | -06/99 | R | | | | | | | 17,46 | 50,29 | | | | | | | 14,73 | | |
| 45 1.0 (33 kW) Eng.AEV 10/94-9/96 | | | | | | | | | | | | | | | | | | | | |
| 19-2223 | | | F | | | | | | | 35 | 66 | | | | | | | 37 | | |
| 19-2500 | | | R | | | | | | | 17,46 | 50,29 | | | | | | | 14,73 | | |
| 50 1.0 (37 kW) Eng.AER (09.96-.), ALL 9/96-10/99 | | | | | | | | | | | | | | | | | | | | |
| 19-2223 | | | F | | | | | | | 35 | 66 | | | | | | | 37 | | |
| 19-2500 | | -06/99 | R | | | | | | | 17,46 | 50,29 | | | | | | | 14,73 | | |
| 19-2741 | | 07/99- | R | | | | 43 | | | 28 | | 120 | | | | | | 63,6 | | |
| 55 1.3 (40 kW) Eng.ADX 10/94-4/97 | | | | | | | | | | | | | | | | | | | | |
| 19-2223 | | | F | | | | | | | 35 | 66 | | | | | | | 37 | | |
| 19-2500 | | | R | | | | | | | 17,46 | 50,29 | | | | | | | 14,73 | | |
| 55 1.4 (40 kW) Eng.AEX, ANX 8/95-10/99 | | | | | | | | | | | | | | | | | | | | |
| 19-2223 | | | F | | | | | | | 35 | 66 | | | | | | | 37 | | |
| 19-2500 | | -06/99 | R | | | | | | | 17,46 | 50,29 | | | | | | | 14,73 | | |

VOLKSWAGEN

| METELLI ref | Spare Parts | | F/R | L/R | | | ABS | A | B | C | D | E | F | G | H | I | L | M | Fig | NOTE |
|---|-------------|--------|-----|-----|--|--|-----|---|---|-------|-------|-----|---|---|---|---|-------|---|-----|------|
| 19-2500 | | | R | | | | | | | 17,46 | 50,29 | | | | | | 14,73 | | | |
| 100 1.6 (74 kW) Eng.AEH (09.97-), AFT, AKL (08.97-), APF, AUR (05.00 12/95-9/01 | | | | | | | | | | | | | | | | | | | | |
| 19-2224 | | | F | | | | | | | 40 | 72 | | | | | | 37 | | | |
| 19-2500 | | -10/99 | R | | | | | | | 17,46 | 50,29 | | | | | | 14,73 | | | |
| 19-2741 | | 10/99- | R | | | | 43 | | | 28 | | 120 | | | | | 63,6 | | | |
| 110 1.9 TDI (81 kW) Eng.AFN, ASV 6/98-1/02 | | | | | | | | | | | | | | | | | | | | |
| 19-2224 | | | F | | | | | | | 40 | 72 | | | | | | 37 | | | |
| 19-2500 | | -10/99 | R | | | | | | | 17,46 | 50,29 | | | | | | 14,73 | | | |
| 19-2741 | | 10/99- | R | | | | 43 | | | 28 | | 120 | | | | | 63,6 | | | |
| 2.0 (85 kW) Eng.ADC 8/99-9/01 | | | | | | | | | | | | | | | | | | | | |
| 19-2224 | | | F | | | | | | | 40 | 72 | | | | | | 37 | | | |
| 54 1.4 (40 kW) Eng.ANX (01.98-) 1/98-8/99 | | | | | | | | | | | | | | | | | | | | |
| 19-2224 | | | F | | | | | | | 40 | 72 | | | | | | 37 | | | |
| 57 1.7 SDI (42 kW) Eng.AKW 7/97-9/01 | | | | | | | | | | | | | | | | | | | | |
| 19-2224 | | | F | | | | | | | 40 | 72 | | | | | | 37 | | | |
| 19-2500 | | -10/99 | R | | | | | | | 17,46 | 50,29 | | | | | | 14,73 | | | |
| 19-2741 | | 10/99- | R | | | | 43 | | | 28 | | 120 | | | | | 63,6 | | | |
| 60 1.4 (44 kW) Eng.AEX (12.95-09.97), AKK (10.99-), AKV (10.97-10.99 12/95-9/01 | | | | | | | | | | | | | | | | | | | | |
| 19-2224 | | | F | | | | | | | 40 | 72 | | | | | | 37 | | | |
| 19-2500 | | -10/99 | R | | | | | | | 17,46 | 50,29 | | | | | | 14,73 | | | |
| 19-2741 | | 10/99- | R | | | | 43 | | | 28 | | 120 | | | | | 63,6 | | | |
| 64 1,9 D (47 kW) Eng.1Y 1/96-10/96 | | | | | | | | | | | | | | | | | | | | |
| 19-2224 | | | F | | | | | | | 40 | 72 | | | | | | 37 | | | |
| 19-2500 | | | R | | | | | | | 17,46 | 50,29 | | | | | | 14,73 | | | |
| 64 1.9 SDI (47 kW) Eng.AEY (12.95-) 12/95-8/99 | | | | | | | | | | | | | | | | | | | | |
| 19-2224 | | | F | | | | | | | 40 | 72 | | | | | | 37 | | | |
| 19-2500 | | | R | | | | | | | 17,46 | 50,29 | | | | | | 14,73 | | | |
| 19-2741 | | 08/99- | R | | | | 43 | | | 28 | | 120 | | | | | 63,6 | | | |

VOLKSWAGEN

| METELLI ref | Spare Parts | | F/R | L/R | | ABS | A | B | C | D | E | F | G | H | I | L | M | Fig | NOTE |
|--|-------------|--|-----|-----|--|-----|---|---|----|----|-----|---|---|---|---|------|---|-----|------|
| 19-2741 | | | R | | | 43 | | | 28 | | 120 | | | | | 63,6 | | | |
| 1.4 (44 kW) Eng.AKK, AUD 10/99-9/01 | | | | | | | | | | | | | | | | | | | |
| 19-2223 | | | F | | | | | | 35 | 66 | | | | | | 37 | | | |
| 19-2741 | | | R | | | 43 | | | 28 | | 120 | | | | | 63,6 | | | |
| 1.4 16V (55 kW) Eng.AHW (10.99-), APE, AUA (05.00-) 10/99-9/01 | | | | | | | | | | | | | | | | | | | |
| 19-2223 | | | F | | | | | | 35 | 66 | | | | | | 37 | | | |
| 19-2741 | | | R | | | 43 | | | 28 | | 120 | | | | | 63,6 | | | |
| 1.4 16V (74 kW) Eng.AFK, AQQ, AUB 10/99-9/01 | | | | | | | | | | | | | | | | | | | |
| 19-2223 | | | F | | | | | | 35 | 66 | | | | | | 37 | | | |
| 19-2741 | | | R | | | 43 | | | 28 | | 120 | | | | | 63,6 | | | |
| 1.4 TDI (55 kW) Eng.AMF 10/99-9/01 | | | | | | | | | | | | | | | | | | | |
| 19-2223 | | | F | | | | | | 35 | 66 | | | | | | 37 | | | |
| 19-2741 | | | R | | | 43 | | | 28 | | 120 | | | | | 63,6 | | | |
| 1.4 TDi (66 kW) Eng.ATL 1/00-10/00 | | | | | | | | | | | | | | | | | | | |
| 19-2741 | | | R | | | 43 | | | 28 | | 120 | | | | | 63,6 | | | |
| 1.6 16V GTI (92 kW) Eng.ARC, AVY 10/99-9/01 | | | | | | | | | | | | | | | | | | | |
| 19-2223 | | | F | | | | | | 35 | 66 | | | | | | 37 | | | |
| 19-2741 | | | R | | | 43 | | | 28 | | 120 | | | | | 63,6 | | | |
| 1.7 SDI (44 kW) Eng.AKU (10.99-) 10/99-9/01 | | | | | | | | | | | | | | | | | | | |
| 19-2223 | | | F | | | | | | 35 | 66 | | | | | | 37 | | | |
| 19-2741 | | | R | | | 43 | | | 28 | | 120 | | | | | 63,6 | | | |
| 1.9 D (47 kW) Eng.AEF (10.99-) 10/99-9/01 | | | | | | | | | | | | | | | | | | | |
| 19-2223 | | | F | | | | | | 35 | 66 | | | | | | 37 | | | |
| 19-2741 | | | R | | | 43 | | | 28 | | 120 | | | | | 63,6 | | | |
| 1.9 SDI (47 kW) Eng.AGD (10.99-), ASX 10/99-9/01 | | | | | | | | | | | | | | | | | | | |
| 19-2223 | | | F | | | | | | 35 | 66 | | | | | | 37 | | | |
| 19-2741 | | | R | | | 43 | | | 28 | | 120 | | | | | 63,6 | | | |

VOLKSWAGEN

| METELLI ref | Spare Parts | | F/R | L/R | | | ABS | A | B | C | D | E | F | G | H | I | L | M | Fig | NOTE |
|---|-------------|--------|-----|-----|--|--|-----|----|----|-------|-------|-----|---|---|---|---|---|---|-------|------------------------|
| 1.9 SDI (47 kW) Eng.AEY (06.97-.) 6/97-9/01 | | | | | | | | | | | | | | | | | | | | |
| 19-2224 | | | F | | | | | | | 40 | 72 | | | | | | | | 37 | |
| 19-2500 | | -09/99 | R | | | | | | | 17,46 | 50,29 | | | | | | | | 14,73 | |
| 19-2741 | | 09/99- | R | | | | 43 | | | 28 | | 120 | | | | | | | 63,6 | |
| 1.9 SDI (50 kW) Eng.AGP (08.99-.), AQM 8/99-9/01 | | | | | | | | | | | | | | | | | | | | |
| 19-2224 | | | F | | | | | | | 40 | 72 | | | | | | | | 37 | |
| 19-2500 | | -09/99 | R | | | | | | | 17,46 | 50,29 | | | | | | | | 14,73 | |
| 19-2741 | | 09/99- | R | | | | 43 | | | 28 | | 120 | | | | | | | 63,6 | |
| 1.9 TDI (66 kW) Eng.AGR, AHU (05.97-10.97), ALE (11.97-.), ALH (08.97- 5/97-9/01 | | | | | | | | | | | | | | | | | | | | |
| 19-2224 | | | F | | | | | | | 40 | 72 | | | | | | | | 37 | |
| 19-2500 | | -09/99 | R | | | | | | | 17,46 | 50,29 | | | | | | | | 14,73 | |
| 19-2741 | | 09/99- | R | | | | 43 | | | 28 | | 120 | | | | | | | 63,6 | |
| 1.9 TDI (81 kW) Eng.AFN, ASV 6/98-9/01 | | | | | | | | | | | | | | | | | | | | |
| 19-2224 | | | F | | | | | | | 40 | 72 | | | | | | | | 37 | |
| 19-2500 | | -09/99 | R | | | | | | | 17,46 | 50,29 | | | | | | | | 14,73 | |
| 19-2741 | | 09/99- | R | | | | 43 | | | 28 | | 120 | | | | | | | 63,6 | |
| Polo V (9N_) 10/01-1/12 | | | | | | | | | | | | | | | | | | | | |
| 1.2 (40 kW) Eng.AWY, BMD 1/02-5/07 | | | | | | | | | | | | | | | | | | | | |
| 19-1587 | | | F | | | | | 36 | | 72 | 126,5 | | | | | | | | 82,6 | Disc 256mm, Disc 288mm |
| 19-2309 | | | F | | | | | | | 66 | 120,6 | | | | | | | | 82,4 | Disc 239mm |
| 19-2558 | | | R | | | | | 30 | 28 | | 120 | | | | | | | | 63 | |
| 1.2 (44 kW) Eng.BBM 5/07-11/09 | | | | | | | | | | | | | | | | | | | | |
| 19-1587 | | | F | | | | | 36 | | 72 | 126,5 | | | | | | | | 82,6 | Disc 256mm, Disc 288mm |
| 19-2309 | | | F | | | | | | | 66 | 120,6 | | | | | | | | 82,4 | Disc 239mm |
| 19-2558 | | | R | | | | | 30 | 28 | | 120 | | | | | | | | 63 | |
| 1.2 12V (47 kW) Eng.AZQ, BME 10/01-7/07 | | | | | | | | | | | | | | | | | | | | |
| 19-1587 | | | F | | | | | 36 | | 72 | 126,5 | | | | | | | | 82,6 | Disc 256mm, Disc 288mm |
| 19-2309 | | | F | | | | | | | 66 | 120,6 | | | | | | | | 82,4 | Disc 239mm |

VOLKSWAGEN

| METELLI ref | Spare Parts | | F/R | L/R | | ABS | A | B | C | D | E | F | G | H | I | L | M | Fig | NOTE |
|--|-------------|--|-----|-----|--|-----|---|----|----|----|-------|---|---|---|---|------|---|-----|------------------------|
| 19-2558 | | | R | | | | | 30 | 28 | | 120 | | | | | 63 | | | |
| 1.2 12V (51 kW) Eng.BZG 5/07-11/09 | | | | | | | | | | | | | | | | | | | |
| 19-1587 | | | F | | | | | 36 | | 72 | 126,5 | | | | | 82,6 | | | Disc 256mm, Disc 288mm |
| 19-2309 | | | F | | | | | | | 66 | 120,6 | | | | | 82,4 | | | Disc 239mm |
| 19-2558 | | | R | | | | | 30 | 28 | | 120 | | | | | 63 | | | |
| 1.4 (61 kW) Eng.BLM 8/02-11/09 | | | | | | | | | | | | | | | | | | | |
| 19-2558 | | | R | | | | | 30 | 28 | | 120 | | | | | 63 | | | |
| 1.4 16V (55 kW) Eng.AUA, BBY, BKY 10/01-5/08 | | | | | | | | | | | | | | | | | | | |
| 19-1587 | | | F | | | | | 36 | | 72 | 126,5 | | | | | 82,6 | | | Disc 256mm, Disc 288mm |
| 19-2309 | | | F | | | | | | | 66 | 120,6 | | | | | 82,4 | | | Disc 239mm |
| 19-2558 | | | R | | | | | 30 | 28 | | 120 | | | | | 63 | | | |
| 1.4 16V (59 kW) Eng.BUD 5/06-11/09 | | | | | | | | | | | | | | | | | | | |
| 19-1587 | | | F | | | | | 36 | | 72 | 126,5 | | | | | 82,6 | | | Disc 256mm, Disc 288mm |
| 19-2309 | | | F | | | | | | | 66 | 120,6 | | | | | 82,4 | | | Disc 239mm |
| 19-2558 | | | R | | | | | 30 | 28 | | 120 | | | | | 63 | | | |
| 1.4 16V (74 kW) Eng.AUB, BBZ 10/01-5/08 | | | | | | | | | | | | | | | | | | | |
| 19-1587 | | | F | | | | | 36 | | 72 | 126,5 | | | | | 82,6 | | | Disc 256mm, Disc 288mm |
| 19-2309 | | | F | | | | | | | 66 | 120,6 | | | | | 82,4 | | | Disc 239mm |
| 19-2558 | | | R | | | | | 30 | 28 | | 120 | | | | | 63 | | | |
| 1.4 BiFuel (60 kW) Eng.BUD 5/06-11/09 | | | | | | | | | | | | | | | | | | | |
| 19-2558 | | | R | | | | | 30 | 28 | | 120 | | | | | 63 | | | |
| 1.4 FSI (63 kW) Eng.AXU 2/02-7/06 | | | | | | | | | | | | | | | | | | | |
| 19-1587 | | | F | | | | | 36 | | 72 | 126,5 | | | | | 82,6 | | | Disc 256mm, Disc 288mm |
| 19-2309 | | | F | | | | | | | 66 | 120,6 | | | | | 82,4 | | | Disc 239mm |
| 19-2558 | | | R | | | | | 30 | 28 | | 120 | | | | | 63 | | | |
| 1.4 TDI (51 kW) Eng.BNM, BWB 4/05-11/09 | | | | | | | | | | | | | | | | | | | |
| 19-1587 | | | F | | | | | 36 | | 72 | 126,5 | | | | | 82,6 | | | |
| 19-2558 | | | R | | | | | 30 | 28 | | 120 | | | | | 63 | | | |

VOLKSWAGEN

| METELLI ref | Spare Parts | | F/R | L/R | | | ABS | A | B | C | D | E | F | G | H | I | L | M | Fig | NOTE |
|--|-------------|--|-----|-----|--|--|-----|---|----|----|----|-------|---|---|---|---|---|---|------|------------------------|
| 1.4 TDI (55 kW) Eng.AMF, BAY 10/01-6/05 | | | | | | | | | | | | | | | | | | | | |
| 19-1587 | | | F | | | | | | 36 | | 72 | 126,5 | | | | | | | 82,6 | |
| 19-2558 | | | R | | | | | | 30 | 28 | | 120 | | | | | | | 63 | |
| 1.4 TDI (59 kW) Eng.BMS, BNV 4/05-11/09 | | | | | | | | | | | | | | | | | | | | |
| 19-1587 | | | F | | | | | | 36 | | 72 | 126,5 | | | | | | | 82,6 | |
| 19-2558 | | | R | | | | | | 30 | 28 | | 120 | | | | | | | 63 | |
| 1.6 (74 kW) Eng.BAH 8/02-5/05 | | | | | | | | | | | | | | | | | | | | |
| 19-2558 | | | R | | | | | | 30 | 28 | | 120 | | | | | | | 63 | |
| 1.6 16V (77 kW) Eng.BTS 5/06-11/09 | | | | | | | | | | | | | | | | | | | | |
| 19-1587 | | | F | | | | | | 36 | | 72 | 126,5 | | | | | | | 82,6 | Disc 256mm, Disc 288mm |
| 19-2309 | | | F | | | | | | | | 66 | 120,6 | | | | | | | 82,4 | Disc 239mm |
| 19-2558 | | | R | | | | | | 30 | 28 | | 120 | | | | | | | 63 | |
| 1.6 Flex (74 kW) Eng.CCRA 6/08-4/09 | | | | | | | | | | | | | | | | | | | | |
| 19-2558 | | | R | | | | | | 30 | 28 | | 120 | | | | | | | 63 | |
| 1.8 GTI (110 kW) Eng.BJX 9/05-11/09 | | | | | | | | | | | | | | | | | | | | |
| 19-1587 | | | F | | | | | | 36 | | 72 | 126,5 | | | | | | | 82,6 | |
| 19-2558 | | | R | | | | | | 30 | 28 | | 120 | | | | | | | 63 | |
| 1.8 GTi Cup Edition (132 kW) Eng.BBU 5/06-11/09 | | | | | | | | | | | | | | | | | | | | |
| 19-1587 | | | F | | | | | | 36 | | 72 | 126,5 | | | | | | | 82,6 | |
| 19-2558 | | | R | | | | | | 30 | 28 | | 120 | | | | | | | 63 | |
| 1.9 SDI (47 kW) Eng.ASY 10/01-11/09 | | | | | | | | | | | | | | | | | | | | |
| 19-1587 | | | F | | | | | | 36 | | 72 | 126,5 | | | | | | | 82,6 | |
| 19-2558 | | | R | | | | | | 30 | 28 | | 120 | | | | | | | 63 | |
| 1.9 TDI (74 kW) Eng.ATD, AXR, BMT 10/01-11/09 | | | | | | | | | | | | | | | | | | | | |
| 19-1587 | | | F | | | | | | 36 | | 72 | 126,5 | | | | | | | 82,6 | |
| 19-2558 | | | R | | | | | | 30 | 28 | | 120 | | | | | | | 63 | |
| 1.9 TDI (96 kW) Eng.ASZ (11.03-), BLT (05.04-) 11/03-11/09 | | | | | | | | | | | | | | | | | | | | |
| 19-1587 | | | F | | | | | | 36 | | 72 | 126,5 | | | | | | | 82,6 | |

VOLKSWAGEN

| METELLI ref | Spare Parts | | F/R | L/R | | ABS | A | B | C | D | E | F | G | H | I | L | M | Fig | NOTE |
|---|-------------|--|-----|-----|--|-----|---|----|----|----|-------|---|---|---|---|------|---|-----|------------------------|
| 19-2558 | | | R | | | | | 30 | 28 | | 120 | | | | | 63 | | | |
| Polo V Sedan (9A4, 9A2, 9N2, 9A6) 9/02-1/70 | | | | | | | | | | | | | | | | | | | |
| 1.0 (58 kW) Eng.ARA 2/03-10/03 | | | | | | | | | | | | | | | | | | | |
| 19-1587 | | | F | | | | | 36 | | 72 | 126,5 | | | | | 82,6 | | | |
| 19-2558 | | | R | | | | | 30 | 28 | | 120 | | | | | 63 | | | |
| 1.4 (55 kW) Eng.BBY (07.03-), BKY 11/02-4/12 | | | | | | | | | | | | | | | | | | | |
| 19-1587 | | | F | | | | | 36 | | 72 | 126,5 | | | | | 82,6 | | | Disc 256mm, Disc 288mm |
| 19-2309 | | | F | | | | | | | 66 | 120,6 | | | | | 82,4 | | | Disc 239mm |
| 19-2558 | | | R | | | | | 30 | 28 | | 120 | | | | | 63 | | | |
| 1.4 (63 kW) Eng.BLM 12/03-8/10 | | | | | | | | | | | | | | | | | | | |
| 19-1587 | | | F | | | | | 36 | | 72 | 126,5 | | | | | 82,6 | | | |
| 19-2558 | | | R | | | | | 30 | 28 | | 120 | | | | | 63 | | | |
| 1.4 (74 kW) Eng.BBZ (11.03-) 11/03-6/05 | | | | | | | | | | | | | | | | | | | |
| 19-1587 | | | F | | | | | 36 | | 72 | 126,5 | | | | | 82,6 | | | Disc 256mm, Disc 288mm |
| 19-2309 | | | F | | | | | | | 66 | 120,6 | | | | | 82,4 | | | Disc 239mm |
| 19-2558 | | | R | | | | | 30 | 28 | | 120 | | | | | 63 | | | |
| 1.4 TDI (55 kW) Eng.AMF, BAY (07.03-) 7/03-6/05 | | | | | | | | | | | | | | | | | | | |
| 19-1587 | | | F | | | | | 36 | | 72 | 126,5 | | | | | 82,6 | | | |
| 19-2558 | | | R | | | | | 30 | 28 | | 120 | | | | | 63 | | | |
| 1.6 (74 kW) Eng.BAH, CCRA, CFZA 9/02-1/70 | | | | | | | | | | | | | | | | | | | |
| 19-1587 | | | F | | | | | 36 | | 72 | 126,5 | | | | | 82,6 | | | |
| 19-2558 | | | R | | | | | 30 | 28 | | 120 | | | | | 63 | | | |
| 1.6 Flex (76 kW) Eng.BPA, CCRA 12/04-10/14 | | | | | | | | | | | | | | | | | | | |
| 19-1587 | | | F | | | | | 36 | | 72 | 126,5 | | | | | 82,6 | | | |
| 19-2558 | | | R | | | | | 30 | 28 | | 120 | | | | | 63 | | | |
| 1.6 Flex (77 kW) Eng.CCRA 5/08-10/14 | | | | | | | | | | | | | | | | | | | |
| 19-1587 | | | F | | | | | 36 | | 72 | 126,5 | | | | | 82,6 | | | |
| 19-2558 | | | R | | | | | 30 | 28 | | 120 | | | | | 63 | | | |

VOLKSWAGEN

| METELLI ref | Spare Parts | | F/R | L/R | | | ABS | A | B | C | D | E | F | G | H | I | L | M | Fig | NOTE |
|---|-------------|--|-----|-----|--|--|-----|---|----|----|----|-------|---|---|---|---|---|---|------|------|
| 1.6 Total Flex (74 kW) Eng.BPA, CCRA 10/04-6/06 | | | | | | | | | | | | | | | | | | | | |
| 19-1587 | | | F | | | | | | 36 | | 72 | 126,5 | | | | | | | 82,6 | |
| 19-2558 | | | R | | | | | | 30 | 28 | | 120 | | | | | | | 63 | |
| 1.9 SDI (47 kW) Eng.ASY (11.03-.) 9/02-4/12 | | | | | | | | | | | | | | | | | | | | |
| 19-1587 | | | F | | | | | | 36 | | 72 | 126,5 | | | | | | | 82,6 | |
| 19-2558 | | | R | | | | | | 30 | 28 | | 120 | | | | | | | 63 | |
| 1.9 TDi (74 kW) Eng.ATD 9/02-1/70 | | | | | | | | | | | | | | | | | | | | |
| 19-1587 | | | F | | | | | | 36 | | 72 | 126,5 | | | | | | | 82,6 | |
| 19-2558 | | | R | | | | | | 30 | 28 | | 120 | | | | | | | 63 | |
| 2.0 Flex (88 kW) Eng.CFEA 10/08-12/14 | | | | | | | | | | | | | | | | | | | | |
| 19-1587 | | | F | | | | | | 36 | | 72 | 126,5 | | | | | | | 82,6 | |
| 19-2558 | | | R | | | | | | 30 | 28 | | 120 | | | | | | | 63 | |
| Polo V Sedan (9N4) 9/02-12/10 | | | | | | | | | | | | | | | | | | | | |
| 1.9 TDI (74 kW) Eng.ATD 7/03-12/10 | | | | | | | | | | | | | | | | | | | | |
| 19-1587 | | | F | | | | | | 36 | | 72 | 126,5 | | | | | | | 82,6 | |
| 19-2558 | | | R | | | | | | 30 | 28 | | 120 | | | | | | | 63 | |
| Polo VI (6R1, 6C1) 3/09-1/70 | | | | | | | | | | | | | | | | | | | | |
| 1.0 (44 kW) Eng.CHYA 1/14-1/70 | | | | | | | | | | | | | | | | | | | | |
| 19-1587 | | | F | | | | | | 36 | | 72 | 126,5 | | | | | | | 82,6 | |
| 19-2558 | | | R | | | | | | 30 | 28 | | 120 | | | | | | | 63 | |
| 1.0 (55 kW) Eng.CHYB 1/14-1/70 | | | | | | | | | | | | | | | | | | | | |
| 19-1587 | | | F | | | | | | 36 | | 72 | 126,5 | | | | | | | 82,6 | |
| 19-2558 | | | R | | | | | | 30 | 28 | | 120 | | | | | | | 63 | |
| 1.0 TSI (70 kW) Eng.CHZB 11/14-1/70 | | | | | | | | | | | | | | | | | | | | |
| 19-1587 | | | F | | | | | | 36 | | 72 | 126,5 | | | | | | | 82,6 | |
| 19-2558 | | | R | | | | | | 30 | 28 | | 120 | | | | | | | 63 | |

VOLKSWAGEN

| METELLI ref | Spare Parts | | F/R | L/R | | | ABS | A | B | C | D | E | F | G | H | I | L | M | Fig | NOTE |
|---|-------------|--|-----|-----|--|--|-----|---|----|----|----|-------|---|---|---|---|------|---|-----|------|
| 19-2558 | | | R | | | | | | 30 | 28 | | 120 | | | | | 63 | | | |
| 1.4 GTI (132 kW) Eng.CAVE, CTHE 5/10-1/70 | | | | | | | | | | | | | | | | | | | | |
| 19-1587 | | | F | | | | | | 36 | | 72 | 126,5 | | | | | 82,6 | | | |
| 19-2558 | | | R | | | | | | 30 | 28 | | 120 | | | | | 63 | | | |
| 1.4 TDI (55 kW) Eng.CUSA, CYZB 3/14-10/17 | | | | | | | | | | | | | | | | | | | | |
| 19-1587 | | | F | | | | | | 36 | | 72 | 126,5 | | | | | 82,6 | | | |
| 19-2558 | | | R | | | | | | 30 | 28 | | 120 | | | | | 63 | | | |
| 1.4 TDI (66 kW) Eng.CUSB 2/14-1/70 | | | | | | | | | | | | | | | | | | | | |
| 19-1587 | | | F | | | | | | 36 | | 72 | 126,5 | | | | | 82,6 | | | |
| 19-2558 | | | R | | | | | | 30 | 28 | | 120 | | | | | 63 | | | |
| 1.4 TDI (77 kW) Eng.CUTA, CYZA 5/14-1/70 | | | | | | | | | | | | | | | | | | | | |
| 19-1587 | | | F | | | | | | 36 | | 72 | 126,5 | | | | | 82,6 | | | |
| 19-2558 | | | R | | | | | | 30 | 28 | | 120 | | | | | 63 | | | |
| 1.4 TSI (103 kW) Eng.CPTA 10/12-5/14 | | | | | | | | | | | | | | | | | | | | |
| 19-1587 | | | F | | | | | | 36 | | 72 | 126,5 | | | | | 82,6 | | | |
| 19-2558 | | | R | | | | | | 30 | 28 | | 120 | | | | | 63 | | | |
| 1.4 TSI (110 kW) Eng.CZEA 5/14-10/17 | | | | | | | | | | | | | | | | | | | | |
| 19-1587 | | | F | | | | | | 36 | | 72 | 126,5 | | | | | 82,6 | | | |
| 19-2558 | | | R | | | | | | 30 | 28 | | 120 | | | | | 63 | | | |
| 1.6 (66 kW) Eng.CWVB 7/14-10/17 | | | | | | | | | | | | | | | | | | | | |
| 19-1587 | | | F | | | | | | 36 | | 72 | 126,5 | | | | | 82,6 | | | |
| 19-2558 | | | R | | | | | | 30 | 28 | | 120 | | | | | 63 | | | |
| 1.6 (77 kW) Eng.CFNA, CLSA 1/10-1/70 | | | | | | | | | | | | | | | | | | | | |
| 19-1587 | | | F | | | | | | 36 | | 72 | 126,5 | | | | | 82,6 | | | |
| 19-2558 | | | R | | | | | | 30 | 28 | | 120 | | | | | 63 | | | |
| 1.6 (81 kW) Eng.CWVA 7/14-10/17 | | | | | | | | | | | | | | | | | | | | |
| 19-1587 | | | F | | | | | | 36 | | 72 | 126,5 | | | | | 82,6 | | | |
| 19-2558 | | | R | | | | | | 30 | 28 | | 120 | | | | | 63 | | | |

VOLKSWAGEN

| METELLI ref | Spare Parts | | F/R | L/R | | | ABS | A | B | C | D | E | F | G | H | I | L | M | Fig | NOTE |
|--|-------------|--|-----|-----|--|--|-----|---|----|----|----|-------|---|---|---|---|------|---|-----|------------|
| 1.6 (66 kW) Eng.CWVB 7/14-1/70 | | | | | | | | | | | | | | | | | | | | |
| 19-1587 | | | F | | | | | | 36 | | 72 | 126,5 | | | | | 82,6 | | | |
| 19-2558 | | | R | | | | | | 30 | 28 | | 120 | | | | | 63 | | | |
| 1.6 (77 kW) Eng.CFNA, CLSA 5/10-1/70 | | | | | | | | | | | | | | | | | | | | |
| 19-1587 | | | F | | | | | | 36 | | 72 | 126,5 | | | | | 82,6 | | | |
| 19-2558 | | | R | | | | | | 30 | 28 | | 120 | | | | | 63 | | | |
| 1.6 (81 kW) Eng.CWVA 5/15-1/70 | | | | | | | | | | | | | | | | | | | | |
| 19-1587 | | | F | | | | | | 36 | | 72 | 126,5 | | | | | 82,6 | | | |
| 19-2558 | | | R | | | | | | 30 | 28 | | 120 | | | | | 63 | | | |
| Polo VII (AW1, BZ1) 6/17-1/70 | | | | | | | | | | | | | | | | | | | | |
| 1.0 (48 kW) Eng.CHYC, DFNB 8/17-2/20 | | | | | | | | | | | | | | | | | | | | |
| 19-1587 | | | F | | | | | | 36 | | 72 | 126,5 | | | | | 82,6 | | | |
| 1.0 (55 kW) Eng.CHYB 6/17-8/21 | | | | | | | | | | | | | | | | | | | | |
| 19-1587 | | | F | | | | | | 36 | | 72 | 126,5 | | | | | 82,6 | | | |
| 1.0 TGI (66 kW) Eng.DBYA 9/17-1/70 | | | | | | | | | | | | | | | | | | | | |
| 19-1587 | | | F | | | | | | 36 | | 72 | 126,5 | | | | | 82,6 | | | |
| 1.0 TSI (59 kW) Eng.DFNA, DSGB, DSGD (10.20-.) 9/18-1/70 | | | | | | | | | | | | | | | | | | | | |
| 19-1587 | | | F | | | | | | 36 | | 72 | 126,5 | | | | | 82,6 | | | |
| 1.0 TSI (70 kW) Eng.CHZA, CHZL, DKLA, DLAC, DXTA 6/17-1/70 | | | | | | | | | | | | | | | | | | | | |
| 19-1587 | | | F | | | | | | 36 | | 72 | 126,5 | | | | | 82,6 | | | |
| 1.0 TSI (81 kW) Eng.DLAA 7/20-1/70 | | | | | | | | | | | | | | | | | | | | |
| 19-1587 | | | F | | | | | | 36 | | 72 | 126,5 | | | | | 82,6 | | | Disc 256mm |
| 1.0 TSI (85 kW) Eng.CHZJ, DKJA, DKRF, DXUA 9/17-1/70 | | | | | | | | | | | | | | | | | | | | |
| 19-1587 | | | F | | | | | | 36 | | 72 | 126,5 | | | | | 82,6 | | | |
| 1.5 TSI (110 kW) Eng.DADA, DPCA 10/18-8/21 | | | | | | | | | | | | | | | | | | | | |
| 19-1587 | | | F | | | | | | 36 | | 72 | 126,5 | | | | | 82,6 | | | |
| 1.6 TDI (59 kW) Eng.DGTC 11/17-7/19 | | | | | | | | | | | | | | | | | | | | |
| 19-1587 | | | F | | | | | | 36 | | 72 | 126,5 | | | | | 82,6 | | | |

VOLKSWAGEN

| METELLI ref | Spare Parts | | F/R | L/R | | | ABS | A | B | C | D | E | F | G | H | I | L | M | Fig | NOTE |
|--|-------------|--|-----|-----|--|--|-----|---|---|-------|-------|---|---|---|---|---|-------|---|-----|------|
| 19-2500 | | | R | | | | | | | 17,46 | 50,29 | | | | | | 14,73 | | | |
| 2.0 (85 kW) Eng.HP, JS 8/83-12/84 | | | | | | | | | | | | | | | | | | | | |
| 19-2102 | | | F | | | | | | | 39 | 68 | | | | | | 37 | | | |
| 19-2500 | | | R | | | | | | | 17,46 | 50,29 | | | | | | 14,73 | | | |
| 2.1 (85 kW) Eng.WE 8/82-12/83 | | | | | | | | | | | | | | | | | | | | |
| 19-2102 | | | F | | | | | | | 39 | 68 | | | | | | 37 | | | |
| 19-2500 | | | R | | | | | | | 17,46 | 50,29 | | | | | | 14,73 | | | |
| Scirocco I (53) 2/74-7/80 | | | | | | | | | | | | | | | | | | | | |
| 1.1 (37 kW) Eng.FA 4/74-7/79 | | | | | | | | | | | | | | | | | | | | |
| 19-2222 | | | F | | | | | | | 34 | 64 | | | | | | 37 | | | |
| 19-2500 | | | R | | | | | | | 17,46 | 50,29 | | | | | | 14,73 | | | |
| 1.3 (44 kW) Eng.GF 8/79-7/80 | | | | | | | | | | | | | | | | | | | | |
| 19-2222 | | | F | | | | | | | 34 | 64 | | | | | | 37 | | | |
| 19-2500 | | | R | | | | | | | 17,46 | 50,29 | | | | | | 14,73 | | | |
| 1.5 (51 kW) Eng.FH 2/74-12/75 | | | | | | | | | | | | | | | | | | | | |
| 19-2222 | | | F | | | | | | | 34 | 64 | | | | | | 37 | | | |
| 19-2500 | | | R | | | | | | | 17,46 | 50,29 | | | | | | 14,73 | | | |
| 1.5 (51 kW) Eng.JB 8/77-7/80 | | | | | | | | | | | | | | | | | | | | |
| 19-2222 | | | F | | | | | | | 34 | 64 | | | | | | 37 | | | |
| 19-2500 | | | R | | | | | | | 17,46 | 50,29 | | | | | | 14,73 | | | |
| 1.5 (55 kW) Eng.FC, YJ (08.74-08.75), ZB (02.74-07.74) 2/74-8/75 | | | | | | | | | | | | | | | | | | | | |
| 19-2222 | | | F | | | | | | | 34 | 64 | | | | | | 37 | | | |
| 19-2500 | | | R | | | | | | | 17,46 | 50,29 | | | | | | 14,73 | | | |
| 1.5 (63 kW) Eng.FD 2/74-12/77 | | | | | | | | | | | | | | | | | | | | |
| 19-2222 | | | F | | | | | | | 34 | 64 | | | | | | 37 | | | |
| 19-2500 | | | R | | | | | | | 17,46 | 50,29 | | | | | | 14,73 | | | |
| 1.6 (51 kW) Eng.FT 8/75-7/77 | | | | | | | | | | | | | | | | | | | | |
| 19-2222 | | | F | | | | | | | 34 | 64 | | | | | | 37 | | | |

VOLKSWAGEN

| METELLI ref | Spare Parts | | F/R | L/R | | | ABS | A | B | C | D | E | F | G | H | I | L | M | Fig | NOTE |
|--|-------------|--|-----|-----|--|--|-----|---|---|-------|-------|---|---|---|---|---|-------|---|-----|------|
| 19-2500 | | | R | | | | | | | 17,46 | 50,29 | | | | | | 14,73 | | | |
| 1.6 (55 kW) Eng.FN, FP 8/75-7/79 | | | | | | | | | | | | | | | | | | | | |
| 19-2222 | | | F | | | | | | | 34 | 64 | | | | | | 37 | | | |
| 19-2500 | | | R | | | | | | | 17,46 | 50,29 | | | | | | 14,73 | | | |
| 1.6 (63 kW) Eng.FR 8/75-7/80 | | | | | | | | | | | | | | | | | | | | |
| 19-2222 | | | F | | | | | | | 34 | 64 | | | | | | 37 | | | |
| 19-2500 | | | R | | | | | | | 17,46 | 50,29 | | | | | | 14,73 | | | |
| 1.6 (81 kW) Eng.EG 6/76-7/80 | | | | | | | | | | | | | | | | | | | | |
| 19-2222 | | | F | | | | | | | 34 | 64 | | | | | | 37 | | | |
| 19-2500 | | | R | | | | | | | 17,46 | 50,29 | | | | | | 14,73 | | | |
| Scirocco II (53B) 8/80-7/92 | | | | | | | | | | | | | | | | | | | | |
| 1.3 (44 kW) Eng.GF 8/80-12/83 | | | | | | | | | | | | | | | | | | | | |
| 19-2222 | | | F | | | | | | | 34 | 64 | | | | | | 37 | | | |
| 19-2500 | | | R | | | | | | | 17,46 | 50,29 | | | | | | 14,73 | | | |
| 1.5 (51 kW) Eng.JB 8/80-12/83 | | | | | | | | | | | | | | | | | | | | |
| 19-2222 | | | F | | | | | | | 34 | 64 | | | | | | 37 | | | |
| 19-2500 | | | R | | | | | | | 17,46 | 50,29 | | | | | | 14,73 | | | |
| 1.6 (51 kW) Eng.EWA 8/83-7/84 | | | | | | | | | | | | | | | | | | | | |
| 19-2222 | | | F | | | | | | | 34 | 64 | | | | | | 37 | | | |
| 19-2500 | | | R | | | | | | | 17,46 | 50,29 | | | | | | 14,73 | | | |
| 1.6 (53 kW) Eng.RE 4/86-7/90 | | | | | | | | | | | | | | | | | | | | |
| 19-2222 | | | F | | | | | | | 34 | 64 | | | | | | 37 | | | |
| 19-2500 | | | R | | | | | | | 17,46 | 50,29 | | | | | | 14,73 | | | |
| 1.6 (55 kW) Eng.EW 1/83-12/89 | | | | | | | | | | | | | | | | | | | | |
| 19-2222 | | | F | | | | | | | 34 | 64 | | | | | | 37 | | | |
| 19-2500 | | | R | | | | | | | 17,46 | 50,29 | | | | | | 14,73 | | | |
| 1.6 (63 kW) Eng.FR 8/80-4/84 | | | | | | | | | | | | | | | | | | | | |
| 19-2222 | | | F | | | | | | | 34 | 64 | | | | | | 37 | | | |

VOLKSWAGEN

| METELLI ref | Spare Parts | | F/R | L/R | | | ABS | A | B | C | D | E | F | G | H | I | L | M | Fig | NOTE |
|---|-------------|--|-----|-----|--|--|-----|---|---|-------|-------|-------|---|---|---|---|-------|---|-----|------|
| 19-2500 | | | R | | | | | | | 17,46 | 50,29 | | | | | | 14,73 | | | |
| 1.6 (81 kW) Eng.EG 8/80-7/82 | | | | | | | | | | | | | | | | | | | | |
| 19-2222 | | | F | | | | | | | 34 | 64 | | | | | | 37 | | | |
| 19-2500 | | | R | | | | | | | 17,46 | 50,29 | | | | | | 14,73 | | | |
| 1.8 (66 kW) Eng.EX 8/83-7/92 | | | | | | | | | | | | | | | | | | | | |
| 19-2222 | | | F | | | | | | | 34 | 64 | | | | | | 37 | | | |
| 19-2500 | | | R | | | | | | | 17,46 | 50,29 | | | | | | 14,73 | | | |
| 1.8 (70 kW) Eng.JH (11.85-07.92) 11/85-7/92 | | | | | | | | | | | | | | | | | | | | |
| 19-2222 | | | F | | | | | | | 34 | 64 | | | | | | 37 | | | |
| 19-2500 | | | R | | | | | | | 17,46 | 50,29 | | | | | | 14,73 | | | |
| 1.8 (82 kW) Eng.DX (08.82-07.84), EV (01.84-04.87), JJ, PB (01.87- 8/82-12/89 | | | | | | | | | | | | | | | | | | | | |
| 19-2222 | | | F | | | | | | | 34 | 64 | | | | | | 37 | | | |
| 19-2500 | | | R | | | | | | | 17,46 | 50,29 | | | | | | 14,73 | | | |
| 1.8 16V (95 kW) Eng.PL 3/86-7/92 | | | | | | | | | | | | | | | | | | | | |
| 19-2222 | | | F | | | | | | | 34 | 64 | | | | | | 37 | | | |
| 19-2500 | | | R | | | | | | | 17,46 | 50,29 | | | | | | 14,73 | | | |
| 1.8 16V (102 kW) Eng.KR 10/85-7/89 | | | | | | | | | | | | | | | | | | | | |
| 19-2222 | | | F | | | | | | | 34 | 64 | | | | | | 37 | | | |
| 19-2500 | | | R | | | | | | | 17,46 | 50,29 | | | | | | 14,73 | | | |
| Scirocco III (137, 138) 5/08-11/17 | | | | | | | | | | | | | | | | | | | | |
| 1.4 TSI (90 kW) Eng.CAXA, CMSB 8/08-11/17 | | | | | | | | | | | | | | | | | | | | |
| 19-2317 | | | F | | | | | | | | | 137 | | | | | 84 | | | |
| 19-2704 | | | R | | | | | | | | | 136,9 | | | | | | | | |
| 1.4 TSI (92 kW) Eng.CXSB, CZCA 11/13-11/17 | | | | | | | | | | | | | | | | | | | | |
| 19-2317 | | | F | | | | | | | | | 137 | | | | | 84 | | | |
| 19-2704 | | | R | | | | | | | | | 136,9 | | | | | | | | |
| 1.4 TSI (110 kW) Eng.CZDA 7/15-11/17 | | | | | | | | | | | | | | | | | | | | |
| 19-2317 | | | F | | | | | | | | | 137 | | | | | 84 | | | |

VOLKSWAGEN

| METELLI ref | Spare Parts | | F/R | L/R | | | ABS | A | B | C | D | E | F | G | H | I | L | M | Fig | NOTE |
|--|-------------|--|-----|-----|--|--|-----|---|---|----|----|-------|---|---|---|---|----|---|-----|------|
| 2.0 TDI (135 kW) Eng.CUWA, CUXA 5/14-11/17 | | | | | | | | | | | | | | | | | | | | |
| 19-2317 | | | F | | | | | | | | | 137 | | | | | 84 | | | |
| 19-2704 | | | R | | | | | | | | | 136,9 | | | | | | | | |
| 2.0 TSI (132 kW) Eng.CULA 11/13-11/17 | | | | | | | | | | | | | | | | | | | | |
| 19-2317 | | | F | | | | | | | | | 137 | | | | | 84 | | | |
| 19-2704 | | | R | | | | | | | | | 136,9 | | | | | | | | |
| 2.0 TSI (147 kW) Eng.CAWB 5/08-11/09 | | | | | | | | | | | | | | | | | | | | |
| 19-2317 | | | F | | | | | | | | | 137 | | | | | 84 | | | |
| 19-2704 | | | R | | | | | | | | | 136,9 | | | | | | | | |
| 2.0 TSI (155 kW) Eng.CCZB 11/09-11/17 | | | | | | | | | | | | | | | | | | | | |
| 19-2317 | | | F | | | | | | | | | 137 | | | | | 84 | | | |
| 19-2704 | | | R | | | | | | | | | 136,9 | | | | | | | | |
| 2.0 TSI (162 kW) Eng.CULC 11/13-11/17 | | | | | | | | | | | | | | | | | | | | |
| 19-2317 | | | F | | | | | | | | | 137 | | | | | 84 | | | |
| 19-2704 | | | R | | | | | | | | | 136,9 | | | | | | | | |
| Sharan I (7M8, 7M9, 7M6) 9/95-3/10 | | | | | | | | | | | | | | | | | | | | |
| 1.8 T 20V (110 kW) Eng.AJH, AWC (04.00-.) 9/97-3/10 | | | | | | | | | | | | | | | | | | | | |
| 19-2268 | | | F | | | | | | | 43 | 80 | | | | | | 38 | | | |
| 19-2699 | | | R | | | | | | | 43 | 80 | | | | | | 38 | | | |
| 1.9 TDI (66 kW) Eng.1Z, AHU, ANU (09.99-.) 9/95-3/10 | | | | | | | | | | | | | | | | | | | | |
| 19-2268 | | | F | | | | | | | 43 | 80 | | | | | | 38 | | | |
| 19-2699 | | | R | | | | | | | 43 | 80 | | | | | | 38 | | | |
| 1.9 TDI (81 kW) Eng.AFN, AVG 9/96-4/00 | | | | | | | | | | | | | | | | | | | | |
| 19-2268 | | | F | | | | | | | 43 | 80 | | | | | | 38 | | | |
| 19-2699 | | | R | | | | | | | 43 | 80 | | | | | | 38 | | | |
| 1.9 TDI (85 kW) Eng.AUY, BVK 4/00-3/10 | | | | | | | | | | | | | | | | | | | | |
| 19-2268 | | | F | | | | | | | 43 | 80 | | | | | | 38 | | | |
| 19-2699 | | | R | | | | | | | 43 | 80 | | | | | | 38 | | | |

VOLKSWAGEN

| METELLI ref | Spare Parts | | F/R | L/R | | | ABS | A | B | C | D | E | F | G | H | I | L | M | Fig | NOTE |
|---|-------------|--|-----|-----|--|--|-----|---|---|----|----|-------|---|---|---|---|---|----|-----|------|
| 2.8 VR6 (128 kW) Eng.AAA, AMY 9/95-4/00 | | | | | | | | | | | | | | | | | | | | |
| 19-2268 | | | F | | | | | | | 43 | 80 | | | | | | | 38 | | |
| 19-2699 | | | R | | | | | | | 43 | 80 | | | | | | | 38 | | |
| 2.8 VR6 Syncro (128 kW) Eng.AAA, AMY 11/96-4/00 | | | | | | | | | | | | | | | | | | | | |
| 19-2268 | | | F/R | | | | | | | 43 | 80 | | | | | | | 38 | | |
| Sharan II (7N1, 7N2) 5/10-1/70 | | | | | | | | | | | | | | | | | | | | |
| 1.4 TSI (110 kW) Eng.CAVA, CNWB, CTHA 5/10-1/70 | | | | | | | | | | | | | | | | | | | | |
| 19-2317 | | | F | | | | | | | | | 137 | | | | | | 84 | | |
| 19-2704 | | | R | | | | | | | | | 136,9 | | | | | | | | |
| 1.4 TSI (110 kW) Eng.CZDA, DJKA 5/15-1/70 | | | | | | | | | | | | | | | | | | | | |
| 19-2317 | | | F | | | | | | | | | 137 | | | | | | 84 | | |
| 19-2704 | | | R | | | | | | | | | 136,9 | | | | | | | | |
| 2.0 TDI (85 kW) Eng.CFFE, CUVA, DFLD, DLTC 5/11-7/19 | | | | | | | | | | | | | | | | | | | | |
| 19-2317 | | | F | | | | | | | | | 137 | | | | | | 84 | | |
| 19-2704 | | | R | | | | | | | | | 136,9 | | | | | | | | |
| 2.0 TDI (100 kW) Eng.CFFA 5/10-1/70 | | | | | | | | | | | | | | | | | | | | |
| 19-2317 | | | F | | | | | | | | | 137 | | | | | | 84 | | |
| 19-2704 | | | R | | | | | | | | | 136,9 | | | | | | | | |
| 2.0 TDI (103 kW) Eng.CFFB 5/10-1/70 | | | | | | | | | | | | | | | | | | | | |
| 19-2317 | | | F | | | | | | | | | 137 | | | | | | 84 | | |
| 19-2704 | | | R | | | | | | | | | 136,9 | | | | | | | | |
| 2.0 TDI (110 kW) Eng.CUVC (-.11.15), DFLA (-.11.18), DLTA (07.18-.) 5/15-10/20 | | | | | | | | | | | | | | | | | | | | |
| 19-2317 | | | F | | | | | | | | | 137 | | | | | | 84 | | |
| 2.0 TDI (125 kW) Eng.CFGB 8/10-1/70 | | | | | | | | | | | | | | | | | | | | |
| 19-2317 | | | F | | | | | | | | | 137 | | | | | | 84 | | |
| 19-2704 | | | R | | | | | | | | | 136,9 | | | | | | | | |
| 2.0 TDI (130 kW) Eng.CFGC (-.11.15), DLUB (11.18-.) 1/13-1/70 | | | | | | | | | | | | | | | | | | | | |
| 19-2317 | | | F | | | | | | | | | 137 | | | | | | 84 | | |

VOLKSWAGEN

| METELLI ref | Spare Parts | | F/R | L/R | | | ABS | A | B | C | D | E | F | G | H | I | L | M | Fig | NOTE |
|--|-------------|--|-----|-----|--|--|-----|---|----|---|---|-------|---|---|---|---|---|----|-----|-----------|
| 19-2704 | | | R | | | | | | | | | 136,9 | | | | | | | | Eng. CFGC |
| 2.0 TDI (135 kW) Eng.CUWA, DFMA 5/15-1/70 | | | | | | | | | | | | | | | | | | | | |
| 19-2317 | | | F | | | | | | | | | 137 | | | | | | 84 | | |
| 19-2704 | | | R | | | | | | | | | 136,9 | | | | | | | | |
| 2.0 TDI 4motion (103 kW) Eng.CFFB 5/11-11/15 | | | | | | | | | | | | | | | | | | | | |
| 19-2317 | | | F/R | | | | | | | | | 137 | | | | | | 84 | | |
| 2.0 TDI 4motion (110 kW) Eng.CUVC, DFLA, DLTA 5/15-1/70 | | | | | | | | | | | | | | | | | | | | |
| 19-2317 | | | F | | | | | | | | | 137 | | | | | | 84 | | |
| 2.0 TDI 4motion (135 kW) Eng.DFMA 5/16-1/70 | | | | | | | | | | | | | | | | | | | | |
| 19-2317 | | | F | | | | | | | | | 137 | | | | | | 84 | | |
| 2.0 TSI (147 kW) Eng.CCZA 12/10-11/15 | | | | | | | | | | | | | | | | | | | | |
| 19-2317 | | | F | | | | | | | | | 137 | | | | | | 84 | | |
| 19-2704 | | | R | | | | | | | | | 136,9 | | | | | | | | |
| 2.0 TSI (162 kW) Eng.DEDA 5/15-1/70 | | | | | | | | | | | | | | | | | | | | |
| 19-2317 | | | F | | | | | | | | | 137 | | | | | | 84 | | |
| 19-2704 | | | R | | | | | | | | | 136,9 | | | | | | | | |
| T-Roc (A11) 7/17-1/70 | | | | | | | | | | | | | | | | | | | | |
| 1.0 TSI (81 kW) Eng.DLAA 9/20-1/70 | | | | | | | | | | | | | | | | | | | | |
| 19-2705 | | | R | | | | | | 30 | | | 136,5 | | | | | | | | |
| 19-2780 | | | F | | | | | | | | | 136 | | | | | | 84 | | |
| 1.0 TSI (85 kW) Eng.CHZJ, DKRF 7/17-11/20 | | | | | | | | | | | | | | | | | | | | |
| 19-2364 | | | F | | | | | | 36 | | | 136,4 | | | | | | 84 | | |
| 19-2705 | | | R | | | | | | 30 | | | 136,5 | | | | | | | | |
| 1.0 TSI 4motion (85 kW) Eng.CHZJ, DKRF 1/19-1/70 | | | | | | | | | | | | | | | | | | | | |
| 19-2364 | | | F | | | | | | 36 | | | 136,4 | | | | | | 84 | | |
| 19-2705 | | | R | | | | | | 30 | | | 136,5 | | | | | | | | |
| 1.5 TSI (110 kW) Eng.DADA, DPCA 11/17-1/70 | | | | | | | | | | | | | | | | | | | | |
| 19-2364 | | | F | | | | | | 36 | | | 136,4 | | | | | | 84 | | |

VOLKSWAGEN

| METELLI ref | Spare Parts | | F/R | L/R | | | ABS | A | B | C | D | E | F | G | H | I | L | M | Fig | NOTE |
|---|-------------|--|-----|-----|--|--|-----|---|----|---|---|-------|---|---|---|---|----|---|-----|------|
| 19-2705 | | | R | | | | | | 30 | | | 136,5 | | | | | | | | |
| 1.5 TSI 4motion (110 kW) Eng.DADA, DPCA 5/18-11/19 | | | | | | | | | | | | | | | | | | | | |
| 19-2364 | | | F | | | | | | 36 | | | 136,4 | | | | | 84 | | | |
| 19-2705 | | | R | | | | | | 30 | | | 136,5 | | | | | | | | |
| 1.6 TDI (85 kW) Eng.DGTE 3/18-6/21 | | | | | | | | | | | | | | | | | | | | |
| 19-2364 | | | F | | | | | | 36 | | | 136,4 | | | | | 84 | | | |
| 19-2705 | | | R | | | | | | 30 | | | 136,5 | | | | | | | | |
| 2.0 R 4motion (221 kW) Eng.DNFC (11.20-), DNUE 9/19-1/70 | | | | | | | | | | | | | | | | | | | | |
| 19-2780 | | | F/R | | | | | | | | | 136 | | | | | 84 | | | |
| 2.0 TDI (110 kW) Eng.DFFA, DTTA (11.20-), DTTTC (09.20-) 3/18-1/70 | | | | | | | | | | | | | | | | | | | | |
| 19-2364 | | | F | | | | | | 36 | | | 136,4 | | | | | 84 | | | |
| 19-2705 | | | R | | | | | | 30 | | | 136,5 | | | | | | | | |
| 2.0 TDI 4motion (110 kW) Eng.DFFA, DTTA, DTTTC 9/17-1/70 | | | | | | | | | | | | | | | | | | | | |
| 19-2364 | | | F | | | | | | 36 | | | 136,4 | | | | | 84 | | | |
| 19-2780 | | | R | | | | | | | | | 136 | | | | | 84 | | | |
| 2.0 TDI 4motion (140 kW) Eng.DFHA 7/19-6/21 | | | | | | | | | | | | | | | | | | | | |
| 19-2364 | | | F | | | | | | 36 | | | 136,4 | | | | | 84 | | | |
| 19-2780 | | | R | | | | | | | | | 136 | | | | | 84 | | | |
| 2.0 TDI SCR (85 kW) Eng.DTRD 11/20-1/70 | | | | | | | | | | | | | | | | | | | | |
| 19-2705 | | | R | | | | | | 30 | | | 136,5 | | | | | | | | |
| 19-2780 | | | F | | | | | | | | | 136 | | | | | 84 | | | |
| 2.0 TSI 4motion (140 kW) Eng.CZPB, DKZA, DNNA (03.21-) 7/17-1/70 | | | | | | | | | | | | | | | | | | | | |
| 19-2364 | | | F | | | | | | 36 | | | 136,4 | | | | | 84 | | | |
| 19-2780 | | | R | | | | | | | | | 136 | | | | | 84 | | | |
| T-Roc Cabrio 12/19-1/70 | | | | | | | | | | | | | | | | | | | | |
| 1.0 TSI (81 kW) Eng.DLAA 9/20-1/70 | | | | | | | | | | | | | | | | | | | | |
| 19-2364 | | | F | | | | | | 36 | | | 136,4 | | | | | 84 | | | |
| 19-2780 | | | R | | | | | | | | | 136 | | | | | 84 | | | |

VOLKSWAGEN

| METELLI ref | Spare Parts | | F/R | L/R | | | ABS | A | B | C | D | E | F | G | H | I | L | M | Fig | NOTE |
|---|-------------|--|-----|-----|--|--|-----|---|---|---|---|-------|---|---|---|---|----|---|-----|------|
| 2.0 TSI 4motion (162 kW) Eng.CXDA (07.21-), DNJA (03.19-09.20) 7/17-1/70 | | | | | | | | | | | | | | | | | | | | |
| 19-2780 | | | R | | | | | | | | | 136 | | | | | 84 | | | |
| Tiguan I (5N_) 9/07-7/18 | | | | | | | | | | | | | | | | | | | | |
| 1.4 TSI (90 kW) Eng.CAXA 8/10-7/18 | | | | | | | | | | | | | | | | | | | | |
| 19-2317 | | | F | | | | | | | | | 137 | | | | | 84 | | | |
| 19-2704 | | | R | | | | | | | | | 136,9 | | | | | | | | |
| 1.4 TSI (92 kW) Eng.CZDB 5/15-7/18 | | | | | | | | | | | | | | | | | | | | |
| 19-2317 | | | F | | | | | | | | | 137 | | | | | 84 | | | |
| 19-2704 | | | R | | | | | | | | | 136,9 | | | | | | | | |
| 1.4 TSI (110 kW) Eng.BWK, CAVA, CTHA 5/08-7/18 | | | | | | | | | | | | | | | | | | | | |
| 19-2317 | | | F | | | | | | | | | 137 | | | | | 84 | | | |
| 19-2704 | | | R | | | | | | | | | 136,9 | | | | | | | | |
| 1.4 TSI (110 kW) Eng.CZDA 5/15-7/18 | | | | | | | | | | | | | | | | | | | | |
| 19-2317 | | | F | | | | | | | | | 137 | | | | | 84 | | | |
| 19-2704 | | | R | | | | | | | | | 136,9 | | | | | | | | |
| 1.4 TSI (118 kW) Eng.CAVD, CTHD 5/11-7/18 | | | | | | | | | | | | | | | | | | | | |
| 19-2317 | | | F | | | | | | | | | 137 | | | | | 84 | | | |
| 19-2704 | | | R | | | | | | | | | 136,9 | | | | | | | | |
| 1.4 TSI 4motion (110 kW) Eng.BWK, CAVA, CTHA 9/07-7/18 | | | | | | | | | | | | | | | | | | | | |
| 19-2317 | | | F/R | | | | | | | | | 137 | | | | | 84 | | | |
| 1.4 TSI 4motion (118 kW) Eng.CAVD, CTHD 5/11-7/18 | | | | | | | | | | | | | | | | | | | | |
| 19-2317 | | | F/R | | | | | | | | | 137 | | | | | 84 | | | |
| 2.0 TDI (81 kW) Eng.CFFD, CUVE 5/10-7/18 | | | | | | | | | | | | | | | | | | | | |
| 19-2317 | | | F | | | | | | | | | 137 | | | | | 84 | | | |
| 19-2704 | | | R | | | | | | | | | 136,9 | | | | | | | | |
| 2.0 TDI (103 kW) Eng.CBAB, CFFB 3/08-7/18 | | | | | | | | | | | | | | | | | | | | |
| 19-2317 | | | F | | | | | | | | | 137 | | | | | 84 | | | |
| 19-2704 | | | R | | | | | | | | | 136,9 | | | | | | | | |

VOLKSWAGEN

| METELLI ref | Spare Parts | | F/R | L/R | | | ABS | A | B | C | D | E | F | G | H | I | L | M | Fig | NOTE |
|---|-------------|--|-----|-----|--|--|-----|---|---|---|---|-------|---|---|---|---|----|---|-----|------|
| 2.0 TDI (110 kW) Eng.CUVC 5/15-7/18 | | | | | | | | | | | | | | | | | | | | |
| 19-2317 | | | F | | | | | | | | | 137 | | | | | 84 | | | |
| 19-2704 | | | R | | | | | | | | | 136,9 | | | | | | | | |
| 2.0 TDI 4motion (100 kW) Eng.CBAA, CFFA 11/07-7/18 | | | | | | | | | | | | | | | | | | | | |
| 19-2317 | | | F/R | | | | | | | | | 137 | | | | | 84 | | | |
| 2.0 TDI 4motion (103 kW) Eng.CBAB, CFFB, CLJA 9/07-7/18 | | | | | | | | | | | | | | | | | | | | |
| 19-2317 | | | F/R | | | | | | | | | 137 | | | | | 84 | | | |
| 2.0 TDI 4motion (110 kW) Eng.CUVC 5/15-7/18 | | | | | | | | | | | | | | | | | | | | |
| 19-2317 | | | F | | | | | | | | | 137 | | | | | 84 | | | |
| 2.0 TDI 4motion (120 kW) Eng.CBBA 2/08-8/09 | | | | | | | | | | | | | | | | | | | | |
| 19-2317 | | | F/R | | | | | | | | | 137 | | | | | 84 | | | |
| 2.0 TDI 4motion (125 kW) Eng.CBBB, CFGB 9/07-7/18 | | | | | | | | | | | | | | | | | | | | |
| 19-2317 | | | F/R | | | | | | | | | 137 | | | | | 84 | | | |
| 2.0 TDI 4motion (130 kW) Eng.CFGC 11/12-7/18 | | | | | | | | | | | | | | | | | | | | |
| 19-2317 | | | F/R | | | | | | | | | 137 | | | | | 84 | | | |
| 2.0 TDI 4motion (135 kW) Eng.CUWA 5/15-7/18 | | | | | | | | | | | | | | | | | | | | |
| 19-2317 | | | F | | | | | | | | | 137 | | | | | 84 | | | |
| 2.0 TFSI (147 kW) Eng.CAWB, CCTA 11/07-7/18 | | | | | | | | | | | | | | | | | | | | |
| 19-2317 | | | F | | | | | | | | | 137 | | | | | 84 | | | |
| 19-2704 | | | R | | | | | | | | | 136,9 | | | | | | | | |
| 2.0 TFSI 4motion (125 kW) Eng.CAWA, CCTB, CCZC 9/07-7/18 | | | | | | | | | | | | | | | | | | | | |
| 19-2317 | | | F/R | | | | | | | | | 137 | | | | | 84 | | | |
| 2.0 TFSI 4motion (147 kW) Eng.CAWB, CCTA, CCZA 9/07-7/18 | | | | | | | | | | | | | | | | | | | | |
| 19-2317 | | | F/R | | | | | | | | | 137 | | | | | 84 | | | |
| 2.0 TSI 4motion (132 kW) Eng.CCZD 5/11-7/18 | | | | | | | | | | | | | | | | | | | | |
| 19-2317 | | | F/R | | | | | | | | | 137 | | | | | 84 | | | |

VOLKSWAGEN

| METELLI ref | Spare Parts | F/R | L/R | ABS | A | B | C | D | E | F | G | H | I | L | M | Fig | NOTE |
|---|-------------|-----|-----|-----|---|----|---|---|-------|---|---|---|---|----|---|-----|------------|
| 2.0 TSI 4motion (155 kW) Eng.CCZB 5/11-7/18 | | | | | | | | | | | | | | | | | |
| 19-2317 | | F/R | | | | | | | 137 | | | | | 84 | | | |
| Tiguan II (AD1) 1/16-1/70 | | | | | | | | | | | | | | | | | |
| 1.4 eHybrid (110 kW) Eng.DGEA 11/20-1/70 | | | | | | | | | | | | | | | | | |
| 19-2364 | | F | | | | 36 | | | 136,4 | | | | | 84 | | | Disc 356mm |
| 1.4 TSI (92 kW) Eng.CZCA (-12.20), CZDB (12.20-) 1/16-1/70 | | | | | | | | | | | | | | | | | |
| 19-2364 | | F | | | | 36 | | | 136,4 | | | | | 84 | | | |
| 19-2704 | | R | | | | | | | 136,9 | | | | | | | | |
| 1.4 TSI (110 kW) Eng.CZDA (05.16-), CZIA (05.16-07.19), DJVA (05.17-07 5/16-1/70 | | | | | | | | | | | | | | | | | |
| 19-2364 | | F | | | | 36 | | | 136,4 | | | | | 84 | | | |
| 19-2704 | | R | | | | | | | 136,9 | | | | | | | | |
| 1.4 TSI 4motion (110 kW) Eng.CZDA (06.16-07.18), CZIA (05.16-07.18) 5/16-7/18 | | | | | | | | | | | | | | | | | |
| 19-2364 | | F | | | | 36 | | | 136,4 | | | | | 84 | | | |
| 19-2780 | | R | | | | | | | 136 | | | | | 84 | | | |
| 1.5 TSI (96 kW) Eng.DACB (-08.19), DPBE (08.19-) 7/18-1/70 | | | | | | | | | | | | | | | | | |
| 19-2364 | | F | | | | 36 | | | 136,4 | | | | | 84 | | | Disc 356mm |
| 1.5 TSI (96 kW) Eng.DACB 11/18-8/19 | | | | | | | | | | | | | | | | | |
| 19-2364 | | F | | | | 36 | | | 136,4 | | | | | 84 | | | |
| 19-2704 | | R | | | | | | | 136,9 | | | | | | | | |
| 1.5 TSI (110 kW) Eng.DADA (-07.20), DPCA (07.20-) 11/18-1/70 | | | | | | | | | | | | | | | | | |
| 19-2364 | | F | | | | 36 | | | 136,4 | | | | | 84 | | | |
| 19-2704 | | R | | | | | | | 136,9 | | | | | | | | |
| 1.6 TDI (85 kW) Eng.DGDB 5/16-6/20 | | | | | | | | | | | | | | | | | |
| 19-2364 | | F | | | | 36 | | | 136,4 | | | | | 84 | | | |
| 19-2704 | | R | | | | | | | 136,9 | | | | | | | | |
| 2.0 TDI (81 kW) Eng.CYKC 8/16-7/20 | | | | | | | | | | | | | | | | | |
| 19-2364 | | F | | | | 36 | | | 136,4 | | | | | 84 | | | |
| 19-2704 | | R | | | | | | | 136,9 | | | | | | | | |

VOLKSWAGEN

| METELLI ref | Spare Parts | | F/R | L/R | | | ABS | A | B | C | D | E | F | G | H | I | L | M | Fig | NOTE |
|--|-------------|--|-----|-----|--|--|-----|---|----|---|---|-------|---|---|---|---|---|----|-----|------------|
| 2.0 TDI (85 kW) Eng.DFGC 5/16-7/19 | | | | | | | | | | | | | | | | | | | | |
| 19-2364 | | | F | | | | | | 36 | | | 136,4 | | | | | | 84 | | |
| 19-2704 | | | R | | | | | | | | | 136,9 | | | | | | | | |
| 2.0 TDI (90 kW) Eng.DTRC 6/20-1/70 | | | | | | | | | | | | | | | | | | | | |
| 19-2364 | | | F | | | | | | 36 | | | 136,4 | | | | | | 84 | | Disc 356mm |
| 2.0 TDI (110 kW) Eng.DFGA (-.07.20), DTSA (07.20-.), DTSB (07.20-.) 1/16-1/70 | | | | | | | | | | | | | | | | | | | | |
| 19-2364 | | | F | | | | | | 36 | | | 136,4 | | | | | | 84 | | |
| 19-2704 | | | R | | | | | | | | | 136,9 | | | | | | | | |
| 2.0 TDI 4motion (110 kW) Eng.DBGC, DFGA, DTSA, DTSB 1/16-7/20 | | | | | | | | | | | | | | | | | | | | |
| 19-2364 | | | F | | | | | | 36 | | | 136,4 | | | | | | 84 | | |
| 19-2704 | | | R | | | | | | | | | 136,9 | | | | | | | | |
| 2.0 TDI 4motion (140 kW) Eng.DFHA 4/16-7/20 | | | | | | | | | | | | | | | | | | | | |
| 19-2364 | | | F | | | | | | 36 | | | 136,4 | | | | | | 84 | | |
| 19-2780 | | | R | | | | | | | | | 136 | | | | | | 84 | | |
| 2.0 TDI 4motion (147 kW) Eng.DTUA 6/20-1/70 | | | | | | | | | | | | | | | | | | | | |
| 19-2364 | | | F | | | | | | 36 | | | 136,4 | | | | | | 84 | | Disc 356mm |
| 19-2780 | | | R | | | | | | | | | 136 | | | | | | 84 | | |
| 2.0 TDI 4motion (176 kW) Eng.CUAA 5/16-7/20 | | | | | | | | | | | | | | | | | | | | |
| 19-2364 | | | F | | | | | | 36 | | | 136,4 | | | | | | 84 | | |
| 19-2780 | | | R | | | | | | | | | 136 | | | | | | 84 | | |
| 2.0 TSI 4motion (132 kW) Eng.CZPA 1/16-1/70 | | | | | | | | | | | | | | | | | | | | |
| 19-2364 | | | F | | | | | | 36 | | | 136,4 | | | | | | 84 | | |
| 19-2780 | | | R | | | | | | | | | 136 | | | | | | 84 | | |
| 2.0 TSI 4motion (140 kW) Eng.DKZA, DNNA (03.21-.) 9/18-1/70 | | | | | | | | | | | | | | | | | | | | |
| 19-2364 | | | F | | | | | | 36 | | | 136,4 | | | | | | 84 | | |
| 19-2780 | | | R | | | | | | | | | 136 | | | | | | 84 | | |
| 2.0 TSI 4motion (162 kW) Eng.CHHB 6/16-1/70 | | | | | | | | | | | | | | | | | | | | |
| 19-2364 | | | F | | | | | | 36 | | | 136,4 | | | | | | 84 | | |
| 19-2780 | | | R | | | | | | | | | 136 | | | | | | 84 | | |

VOLKSWAGEN

| METELLI ref | Spare Parts | | F/R | L/R | | | ABS | A | B | C | D | E | F | G | H | I | L | M | Fig | NOTE |
|---|-------------|--|-----|-----|--|--|-----|---|----|------|----|-------|---|---|---|---|---|---|-------|------------|
| 2.0 TSI 4motion (169 kW) Eng.DKTA 9/18-7/20 | | | | | | | | | | | | | | | | | | | | |
| 19-2364 | | | F | | | | | | 36 | | | 136,4 | | | | | | | 84 | |
| 19-2780 | | | R | | | | | | | | | 136 | | | | | | | 84 | |
| 2.0 TSI 4motion (180 kW) Eng.DNPA 1/21-1/70 | | | | | | | | | | | | | | | | | | | | |
| 19-2364 | | | F | | | | | | 36 | | | 136,4 | | | | | | | 84 | Disc 356mm |
| 19-2780 | | | R | | | | | | | | | 136 | | | | | | | 84 | |
| 2.0 TSI R 4motion (235 kW) Eng.DNFG 11/20-1/70 | | | | | | | | | | | | | | | | | | | | |
| 19-2364 | | | F | | | | | | 36 | | | 136,4 | | | | | | | 84 | Disc 356mm |
| 19-2780 | | | R | | | | | | | | | 136 | | | | | | | 84 | |
| Touareg I (7LA, 7L6, 7L7) 10/02-5/10 | | | | | | | | | | | | | | | | | | | | |
| 2.5 R5 TDI (120 kW) Eng.BLK, BPD 8/03-5/10 | | | | | | | | | | | | | | | | | | | | |
| 19-2356 | | | F/R | | | | | | | 29,2 | 85 | 149 | | | | | | | 102,5 | |
| 2.5 R5 TDI (128 kW) Eng.BAC (01.03-), BPE 1/03-5/10 | | | | | | | | | | | | | | | | | | | | |
| 19-2356 | | | F/R | | | | | | | 29,2 | 85 | 149 | | | | | | | 102,5 | |
| 3.0 TDI (155 kW) Eng.BUN, CASB 4/06-5/10 | | | | | | | | | | | | | | | | | | | | |
| 19-2355 | | | F/R | | | | | | | 51 | 96 | | | | | | | | 50 | |
| 3.0 V6 TDI (165 kW) Eng.BKS, CATA 11/04-5/10 | | | | | | | | | | | | | | | | | | | | |
| 19-2355 | | | F/R | | | | | | | 51 | 96 | | | | | | | | 50 | |
| 3.0 V6 TDI (176 kW) Eng.CASA, CASC 11/07-5/10 | | | | | | | | | | | | | | | | | | | | |
| 19-2355 | | | F/R | | | | | | | 51 | 96 | | | | | | | | 50 | |
| 3.2 V6 (162 kW) Eng.AZZ (10.02-), BAA, BKJ (05.03-), BMV, BMX, BRJ 10/02-11/06 | | | | | | | | | | | | | | | | | | | | |
| 19-2355 | | | F/R | | | | | | | 51 | 96 | | | | | | | | 50 | |
| 3.2 V6 (177 kW) Eng.BMV 11/04-11/06 | | | | | | | | | | | | | | | | | | | | |
| 19-2355 | | | F/R | | | | | | | 51 | 96 | | | | | | | | 50 | |
| 3.6 V6 FSI (206 kW) Eng.BHK, BHL 10/05-5/10 | | | | | | | | | | | | | | | | | | | | |
| 19-2355 | | | F/R | | | | | | | 51 | 96 | | | | | | | | 50 | |
| 4.2 V8 (228 kW) Eng.AXQ (12.02-) 12/02-11/06 | | | | | | | | | | | | | | | | | | | | |
| 19-2355 | | | F/R | | | | | | | 51 | 96 | | | | | | | | 50 | |

VOLKSWAGEN

| METELLI ref | Spare Parts | | F/R | L/R | | | ABS | A | B | C | D | E | F | G | H | I | L | M | Fig | NOTE |
|--|-------------|--|-----|-----|--|--|-----|---|---|----|----|---|---|---|---|---|----|---|-----|------|
| 4.2 V8 FSI (257 kW) Eng.BAR 6/06-5/10 | | | | | | | | | | | | | | | | | | | | |
| 19-2355 | | | F/R | | | | | | | 51 | 96 | | | | | | 50 | | | |
| 5.0 R50 TDI (257 kW) Eng.CBWA 8/07-5/10 | | | | | | | | | | | | | | | | | | | | |
| 19-2355 | | | F/R | | | | | | | 51 | 96 | | | | | | 50 | | | |
| 5.0 V10 TDI (230 kW) Eng.AYH (10.02-), BKW, BLE, BWF 10/02-5/10 | | | | | | | | | | | | | | | | | | | | |
| 19-2355 | | | F/R | | | | | | | 51 | 96 | | | | | | 50 | | | |
| 6.0 W12 (331 kW) Eng.BJN, CFRA 8/04-5/10 | | | | | | | | | | | | | | | | | | | | |
| 19-2355 | | | F/R | | | | | | | 51 | 96 | | | | | | 50 | | | |
| Touareg II (7P5, 7P6) 1/10-5/18 | | | | | | | | | | | | | | | | | | | | |
| 3.0 V6 TDI (150 kW) Eng.CASD, CJMA, CRCD, CVWA 1/10-3/18 | | | | | | | | | | | | | | | | | | | | |
| 19-2355 | | | F | | | | | | | 51 | 96 | | | | | | 50 | | | |
| 3.0 V6 TDI (165 kW) Eng.CATA 6/10-3/18 | | | | | | | | | | | | | | | | | | | | |
| 19-2355 | | | F | | | | | | | 51 | 96 | | | | | | 50 | | | |
| 3.0 V6 TDI (176 kW) Eng.CASA, CNRB 1/10-3/18 | | | | | | | | | | | | | | | | | | | | |
| 19-2355 | | | F | | | | | | | 51 | 96 | | | | | | 50 | | | |
| 3.0 V6 TDI (180 kW) Eng.CJGD, CRCA 5/11-3/18 | | | | | | | | | | | | | | | | | | | | |
| 19-2355 | | | F | | | | | | | 51 | 96 | | | | | | 50 | | | |
| 3.0 V6 TDI (193 kW) Eng.CVVA 9/14-3/18 | | | | | | | | | | | | | | | | | | | | |
| 19-2355 | | | F | | | | | | | 51 | 96 | | | | | | 50 | | | |
| 3.0 V6 TSI (213 kW) Eng.CJTA 8/10-3/18 | | | | | | | | | | | | | | | | | | | | |
| 19-2355 | | | F | | | | | | | 51 | 96 | | | | | | 50 | | | |
| 3.6 V6 FSI (183 kW) Eng.CMTA 8/10-3/18 | | | | | | | | | | | | | | | | | | | | |
| 19-2355 | | | F | | | | | | | 51 | 96 | | | | | | 50 | | | |
| 3.6 V6 FSI (206 kW) Eng.CGRA 4/10-3/18 | | | | | | | | | | | | | | | | | | | | |
| 19-2355 | | | F | | | | | | | 51 | 96 | | | | | | 50 | | | |

VOLKSWAGEN

| METELLI ref | Spare Parts | | F/R | L/R | | | ABS | A | B | C | D | E | F | G | H | I | L | M | Fig | NOTE |
|--|-------------|--|-----|-----|--|--|-----|---|---|---|---|-------|---|---|---|---|---|----|-----|------|
| Touran I (1T1, 1T2) 2/03-8/15 | | | | | | | | | | | | | | | | | | | | |
| 1.4 FSI (125 kW) Eng.BLG, CAVB 11/06-5/10 | | | | | | | | | | | | | | | | | | | | |
| 19-2317 | | | F | | | | | | | | | 137 | | | | | | 84 | | |
| 19-2704 | | | R | | | | | | | | | 136,9 | | | | | | | | |
| 1.4 TSI (103 kW) Eng.BMY, CAVC 2/06-5/10 | | | | | | | | | | | | | | | | | | | | |
| 19-2317 | | | F | | | | | | | | | 137 | | | | | | 84 | | |
| 19-2704 | | | R | | | | | | | | | 136,9 | | | | | | | | |
| 1.4 TSI EcoFuel (110 kW) Eng.CDGA 5/09-5/10 | | | | | | | | | | | | | | | | | | | | |
| 19-2317 | | | F | | | | | | | | | 137 | | | | | | 84 | | |
| 19-2704 | | | R | | | | | | | | | 136,9 | | | | | | | | |
| 1.6 (75 kW) Eng.BGU (07.03-), BSE, BSF 7/03-5/10 | | | | | | | | | | | | | | | | | | | | |
| 19-2317 | | | F | | | | | | | | | 137 | | | | | | 84 | | |
| 19-2704 | | | R | | | | | | | | | 136,9 | | | | | | | | |
| 1.6 BiFuel (75 kW) Eng.BSF 11/06-5/10 | | | | | | | | | | | | | | | | | | | | |
| 19-2317 | | | F | | | | | | | | | 137 | | | | | | 84 | | |
| 19-2704 | | | R | | | | | | | | | 136,9 | | | | | | | | |
| 1.6 FSI (85 kW) Eng.BAG (02.03-), BLF, BLP 2/03-1/07 | | | | | | | | | | | | | | | | | | | | |
| 19-2317 | | | F | | | | | | | | | 137 | | | | | | 84 | | |
| 19-2704 | | | R | | | | | | | | | 136,9 | | | | | | | | |
| 1.9 TDI (66 kW) Eng.BRU, BXF, BXJ 11/04-5/10 | | | | | | | | | | | | | | | | | | | | |
| 19-2317 | | | F | | | | | | | | | 137 | | | | | | 84 | | |
| 19-2704 | | | R | | | | | | | | | 136,9 | | | | | | | | |
| 1.9 TDI (74 kW) Eng.AVQ (02.03-) 2/03-5/04 | | | | | | | | | | | | | | | | | | | | |
| 19-2317 | | | F | | | | | | | | | 137 | | | | | | 84 | | |
| 19-2704 | | | R | | | | | | | | | 136,9 | | | | | | | | |
| 1.9 TDI (77 kW) Eng.BKC (08.03-), BLS, BXE 8/03-5/10 | | | | | | | | | | | | | | | | | | | | |
| 19-2317 | | | F | | | | | | | | | 137 | | | | | | 84 | | |
| 19-2704 | | | R | | | | | | | | | 136,9 | | | | | | | | |

VOLKSWAGEN

| METELLI ref | Spare Parts | | F/R | L/R | | | ABS | A | B | C | D | E | F | G | H | I | L | M | Fig | NOTE |
|--|-------------|--|-----|-----|--|--|-----|---|----|---|---|-------|---|---|---|---|----|---|-----|------|
| 1.4 TSI EcoFuel (110 kW) Eng.CDGA 5/10-5/15 | | | | | | | | | | | | | | | | | | | | |
| 19-2317 | | | F | | | | | | | | | 137 | | | | | 84 | | | |
| 19-2704 | | | R | | | | | | | | | 136,9 | | | | | | | | |
| 1.6 TDI (66 kW) Eng.CAYB 5/10-5/15 | | | | | | | | | | | | | | | | | | | | |
| 19-2317 | | | F | | | | | | | | | 137 | | | | | 84 | | | |
| 19-2704 | | | R | | | | | | | | | 136,9 | | | | | | | | |
| 1.6 TDI (77 kW) Eng.CAYC 5/10-5/15 | | | | | | | | | | | | | | | | | | | | |
| 19-2317 | | | F | | | | | | | | | 137 | | | | | 84 | | | |
| 19-2704 | | | R | | | | | | | | | 136,9 | | | | | | | | |
| 2.0 TDI (81 kW) Eng.CFHF, CLCA 11/10-5/15 | | | | | | | | | | | | | | | | | | | | |
| 19-2317 | | | F | | | | | | | | | 137 | | | | | 84 | | | |
| 19-2704 | | | R | | | | | | | | | 136,9 | | | | | | | | |
| 2.0 TDI (103 kW) Eng.CFHC 5/10-5/15 | | | | | | | | | | | | | | | | | | | | |
| 19-2317 | | | F | | | | | | | | | 137 | | | | | 84 | | | |
| 19-2704 | | | R | | | | | | | | | 136,9 | | | | | | | | |
| 2.0 TDI (125 kW) Eng.CFJA 5/10-1/13 | | | | | | | | | | | | | | | | | | | | |
| 19-2317 | | | F | | | | | | | | | 137 | | | | | 84 | | | |
| 19-2704 | | | R | | | | | | | | | 136,9 | | | | | | | | |
| 2.0 TDI (130 kW) Eng.CFJB 1/13-5/15 | | | | | | | | | | | | | | | | | | | | |
| 19-2317 | | | F | | | | | | | | | 137 | | | | | 84 | | | |
| 19-2704 | | | R | | | | | | | | | 136,9 | | | | | | | | |
| Touran III (5T1)/ Golf Touran 5/15-1/70 | | | | | | | | | | | | | | | | | | | | |
| 1.0 TSI (85 kW) Eng.DKRB 12/18-1/70 | | | | | | | | | | | | | | | | | | | | |
| 19-2364 | | | F | | | | | | 36 | | | 136,4 | | | | | 84 | | | |
| 19-2704 | | | R | | | | | | | | | 136,9 | | | | | | | | |
| 1.2 TSI (81 kW) Eng.CYVB 5/15-1/70 | | | | | | | | | | | | | | | | | | | | |
| 19-2364 | | | F | | | | | | 36 | | | 136,4 | | | | | 84 | | | |
| 19-2704 | | | R | | | | | | | | | 136,9 | | | | | | | | |

VOLKSWAGEN

| METELLI ref | Spare Parts | | F/R | L/R | | | ABS | A | B | C | D | E | F | G | H | I | L | M | Fig | NOTE |
|--|-------------|--|-----|-----|--|--|-----|---|----|---|---|-------|---|---|---|---|---|----|-----|------|
| 1.4 TSI (110 kW) Eng.CZDA 5/15-1/70 | | | | | | | | | | | | | | | | | | | | |
| 19-2364 | | | F | | | | | | 36 | | | 136,4 | | | | | | 84 | | |
| 19-2704 | | | R | | | | | | | | | 136,9 | | | | | | | | |
| 1.5 TSI (110 kW) Eng.DADA, DPCA 11/18-1/70 | | | | | | | | | | | | | | | | | | | | |
| 19-2364 | | | F | | | | | | 36 | | | 136,4 | | | | | | 84 | | |
| 19-2704 | | | R | | | | | | | | | 136,9 | | | | | | | | |
| 1.6 TDI (81 kW) Eng.CRKB 5/15-5/16 | | | | | | | | | | | | | | | | | | | | |
| 19-2364 | | | F | | | | | | 36 | | | 136,4 | | | | | | 84 | | |
| 19-2704 | | | R | | | | | | | | | 136,9 | | | | | | | | |
| 1.6 TDI (85 kW) Eng.DGDA 5/16-1/70 | | | | | | | | | | | | | | | | | | | | |
| 19-2364 | | | F | | | | | | 36 | | | 136,4 | | | | | | 84 | | |
| 19-2704 | | | R | | | | | | | | | 136,9 | | | | | | | | |
| 1.8 TSI (132 kW) Eng.CJSA 11/15-1/70 | | | | | | | | | | | | | | | | | | | | |
| 19-2364 | | | F | | | | | | 36 | | | 136,4 | | | | | | 84 | | |
| 19-2704 | | | R | | | | | | | | | 136,9 | | | | | | | | |
| 2.0 TDI (81 kW) Eng.CRVA (11.15-07.19), CYKB (11.15-07.19), DFEB (02.1 11/15-7/19) | | | | | | | | | | | | | | | | | | | | |
| 19-2364 | | | F | | | | | | 36 | | | 136,4 | | | | | | 84 | | |
| 19-2704 | | | R | | | | | | | | | 136,9 | | | | | | | | |
| 2.0 TDI (85 kW) Eng.DFGC 2/19-1/70 | | | | | | | | | | | | | | | | | | | | |
| 19-2364 | | | F | | | | | | 36 | | | 136,4 | | | | | | 84 | | |
| 19-2704 | | | R | | | | | | | | | 136,9 | | | | | | | | |
| 2.0 TDI (90 kW) Eng.DTRC 11/20-1/70 | | | | | | | | | | | | | | | | | | | | |
| 19-2364 | | | F | | | | | | 36 | | | 136,4 | | | | | | 84 | | |
| 2.0 TDI (110 kW) Eng.DFEA, DFGA, DTSB (11.20-.) 5/15-1/70 | | | | | | | | | | | | | | | | | | | | |
| 19-2364 | | | F | | | | | | 36 | | | 136,4 | | | | | | 84 | | |
| 19-2704 | | | R | | | | | | | | | 136,9 | | | | | | | | |
| 2.0 TDI (140 kW) Eng.DFHA 11/15-7/19 | | | | | | | | | | | | | | | | | | | | |
| 19-2364 | | | F | | | | | | 36 | | | 136,4 | | | | | | 84 | | |

VOLKSWAGEN

| METELLI ref | Spare Parts | | F/R | L/R | | | ABS | A | B | C | D | E | F | G | H | I | L | M | Fig | NOTE |
|--|-------------|--|-----|-----|--|--|-----|---|---|----|----|-------|---|---|---|---|---|---|------|------|
| 19-2704 | | | R | | | | | | | | | 136,9 | | | | | | | | |
| Up (121, 122, BL1, BL2) 8/11-1/70 | | | | | | | | | | | | | | | | | | | | |
| 1.0 (44 kW) Eng.CHYA, CHYE, DAFA 8/11-8/20 | | | | | | | | | | | | | | | | | | | | |
| 19-8166 | | | R | | | | | | | 28 | | 121 | | | | | | | 63,5 | |
| 19-8179 | | | F | | | | | | | 36 | 66 | | | | | | | | 37 | |
| 1.0 (48 kW) Eng.DSGC 8/20-1/70 | | | | | | | | | | | | | | | | | | | | |
| 19-8179 | | | F | | | | | | | 36 | 66 | | | | | | | | 37 | |
| 1.0 (55 kW) Eng.CHYB, CWRA 8/11-11/19 | | | | | | | | | | | | | | | | | | | | |
| 19-8166 | | | R | | | | | | | 28 | | 121 | | | | | | | 63,5 | |
| 19-8179 | | | F | | | | | | | 36 | 66 | | | | | | | | 37 | |
| 1.0 EcoFuel (50 kW) Eng.CPGA 11/12-1/70 | | | | | | | | | | | | | | | | | | | | |
| 19-8166 | | | R | | | | | | | 28 | | 121 | | | | | | | 63,5 | |
| 19-8179 | | | F | | | | | | | 36 | 66 | | | | | | | | 37 | |
| 1.0 GTI (85 kW) Eng.DKRA 11/17-1/70 | | | | | | | | | | | | | | | | | | | | |
| 19-8166 | | | R | | | | | | | 28 | | 121 | | | | | | | 63,5 | |
| 19-8179 | | | F | | | | | | | 36 | 66 | | | | | | | | 37 | |
| 1.0 TSI (66 kW) Eng.CHZA, DKLC 5/16-9/18 | | | | | | | | | | | | | | | | | | | | |
| 19-8166 | | | R | | | | | | | 28 | | 121 | | | | | | | 63,5 | |
| 19-8179 | | | F | | | | | | | 36 | 66 | | | | | | | | 37 | |
| e-Up (60 kW) Eng.EABA 7/13-1/70 | | | | | | | | | | | | | | | | | | | | |
| 19-8166 | | | R | | | | | | | 28 | | 121 | | | | | | | 63,5 | |
| 19-8179 | | | F | | | | | | | 36 | 66 | | | | | | | | 37 | |
| e-Up (61 kW) Eng.EBMA 7/13-1/70 | | | | | | | | | | | | | | | | | | | | |
| 19-8166 | | | R | | | | | | | 28 | | 121 | | | | | | | 63,5 | |
| 19-8179 | | | F | | | | | | | 36 | 66 | | | | | | | | 37 | |

VOLKSWAGEN

| METELLI ref | Spare Parts | | F/R | L/R | | | ABS | A | B | C | D | E | F | G | H | I | L | M | Fig | NOTE |
|---|-------------|--|-----|-----|--|--|-----|---|---|-------|-------|---|---|---|---|---|---|---|-------|------|
| Vento I (1H2) 11/91-9/98 | | | | | | | | | | | | | | | | | | | | |
| 1.4 (40 kW) Eng.ABD, AEX 11/91-9/98 | | | | | | | | | | | | | | | | | | | | |
| 19-2224 | | | F | | | | | | | 40 | 72 | | | | | | | | 37 | |
| 19-2500 | | | R | | | | | | | 17,46 | 50,29 | | | | | | | | 14,73 | |
| 1.4 (44 kW) Eng.ABD (11.91-07.95), AEX (07.95-) 11/91-9/98 | | | | | | | | | | | | | | | | | | | | |
| 19-2224 | | | F | | | | | | | 40 | 72 | | | | | | | | 37 | |
| 19-2500 | | | R | | | | | | | 17,46 | 50,29 | | | | | | | | 14,73 | |
| 1.6 (55 kW) Eng.ABU (09.92-09.94), AEA (10.94-06.95), AEE (07.95- 9/92-9/98 | | | | | | | | | | | | | | | | | | | | |
| 19-2224 | | | F | | | | | | | 40 | 72 | | | | | | | | 37 | |
| 19-2500 | | | R | | | | | | | 17,46 | 50,29 | | | | | | | | 14,73 | |
| 1.6 (74 kW) Eng.AEK (10.94-12.95), AFT (12.95-), AKS 10/94-9/98 | | | | | | | | | | | | | | | | | | | | |
| 19-2224 | | | F | | | | | | | 40 | 72 | | | | | | | | 37 | |
| 19-2500 | | | R | | | | | | | 17,46 | 50,29 | | | | | | | | 14,73 | |
| 1.8 (55 kW) Eng.AAM (11.91-) 11/91-9/98 | | | | | | | | | | | | | | | | | | | | |
| 19-2224 | | | F | | | | | | | 40 | 72 | | | | | | | | 37 | |
| 19-2500 | | | R | | | | | | | 17,46 | 50,29 | | | | | | | | 14,73 | |
| 1.8 (66 kW) Eng.ABS (11.91-09.94), ACC, ADD, ADZ (10.94-) 11/91-9/98 | | | | | | | | | | | | | | | | | | | | |
| 19-2224 | | | F | | | | | | | 40 | 72 | | | | | | | | 37 | |
| 19-2500 | | | R | | | | | | | 17,46 | 50,29 | | | | | | | | 14,73 | |
| 1.9 D (48 kW) Eng.1Y 11/91-9/98 | | | | | | | | | | | | | | | | | | | | |
| 19-2224 | | | F | | | | | | | 40 | 72 | | | | | | | | 37 | |
| 19-2500 | | | R | | | | | | | 17,46 | 50,29 | | | | | | | | 14,73 | |
| 1.9 SDI (47 kW) Eng.AEY (04.97-) 4/97-9/98 | | | | | | | | | | | | | | | | | | | | |
| 19-2224 | | | F | | | | | | | 40 | 72 | | | | | | | | 37 | |
| 19-2500 | | | R | | | | | | | 17,46 | 50,29 | | | | | | | | 14,73 | |
| 1.9 TD (55 kW) Eng.AAZ 11/91-9/98 | | | | | | | | | | | | | | | | | | | | |
| 19-2224 | | | F | | | | | | | 40 | 72 | | | | | | | | 37 | |
| 19-2500 | | | R | | | | | | | 17,46 | 50,29 | | | | | | | | 14,73 | |

VOLKSWAGEN

| METELLI ref | Spare Parts | | F/R | L/R | | | ABS | A | B | C | D | E | F | G | H | I | L | M | Fig | NOTE |
|---|-------------|--|-----|-----|--|--|-----|---|---|-------|-------|---|---|---|---|---|---|---|-------|------|
| 1.9 TDI (66 kW) Eng.1Z (09.93-07.96), AHU (08.96-.), ALE (05.97-.) 9/93-9/98 | | | | | | | | | | | | | | | | | | | | |
| 19-2224 | | | F | | | | | | | 40 | 72 | | | | | | | | 37 | |
| 19-2500 | | | R | | | | | | | 17,46 | 50,29 | | | | | | | | 14,73 | |
| 1.9 TDI (81 kW) Eng.AFN 4/96-9/98 | | | | | | | | | | | | | | | | | | | | |
| 19-2224 | | | F | | | | | | | 40 | 72 | | | | | | | | 37 | |
| 19-2500 | | | R | | | | | | | 17,46 | 50,29 | | | | | | | | 14,73 | |
| 2.0 (85 kW) Eng.2E (11.91-09.94), ABA, ADY (10.94-07.95), AGG (07. 11/91-9/98 | | | | | | | | | | | | | | | | | | | | |
| 19-2224 | | | F | | | | | | | 40 | 72 | | | | | | | | 37 | |
| 19-2500 | | | R | | | | | | | 17,46 | 50,29 | | | | | | | | 14,73 | |
| 2.0 GL (62 kW) Eng.AAC 11/91-7/98 | | | | | | | | | | | | | | | | | | | | |
| 19-2224 | | | F | | | | | | | 40 | 72 | | | | | | | | 37 | |
| 2.0 GL (79 kW) Eng.AEP 5/96-12/97 | | | | | | | | | | | | | | | | | | | | |
| 19-2224 | | | F | | | | | | | 40 | 72 | | | | | | | | 37 | |
| 19-2500 | | | R | | | | | | | 17,46 | 50,29 | | | | | | | | 14,73 | |
| 2.8 VR6 (120 kW) Eng.AAA 8/95-4/96 | | | | | | | | | | | | | | | | | | | | |
| 19-2225 | | | F | | | | | | | 40 | 72,1 | | | | | | | | 37 | |
| 19-2500 | | | R | | | | | | | 17,46 | 50,29 | | | | | | | | 14,73 | |
| 2.8 VR6 (128 kW) Eng.AAA 1/92-9/98 | | | | | | | | | | | | | | | | | | | | |
| 19-2225 | | | F | | | | | | | 40 | 72,1 | | | | | | | | 37 | |
| 19-2500 | | | R | | | | | | | 17,46 | 50,29 | | | | | | | | 14,73 | |

VOLKSWAGEN HCV

LT 28-35 I Bus (281-363) LT28-50 4/75-6/96

| | | | | | | | | | | | | | | | | | | | | |
|---------------------------------------|--|--|---|--|--|--|--|--|--|----|-------|--|--|--|--|--|--|--|-------|--|
| 2.0 (55 kW) Eng.CH 4/75-9/83 | | | | | | | | | | | | | | | | | | | | |
| 19-2246 | | | F | | | | | | | 29 | 50,29 | | | | | | | | 14,73 | |
| 2.4 (66 kW) Eng.DL 12/82-7/92 | | | | | | | | | | | | | | | | | | | | |
| 19-2246 | | | F | | | | | | | 29 | 50,29 | | | | | | | | 14,73 | |

VOLKSWAGEN HCV

| METELLI ref | Spare Parts | | F/R | L/R | | | ABS | A | B | C | D | E | F | G | H | I | L | M | Fig | NOTE |
|---|-------------|--|-----|-----|--|--|-----|---|---|----|-------|---|---|---|---|---|---|---|-------|------|
| 2.4 D (51 kW) Eng.1S (08.89-07.92), ACT (08.92-.) 8/89-6/96 | | | | | | | | | | | | | | | | | | | | |
| 19-2246 | | | F | | | | | | | 29 | 50,29 | | | | | | | | 14,73 | |
| 2.4 D (55 kW) Eng.CP (01.79-09.83), DW (12.82-07.92) 1/79-7/92 | | | | | | | | | | | | | | | | | | | | |
| 19-2246 | | | F | | | | | | | 29 | 50,29 | | | | | | | | 14,73 | |
| 2.4 i (69 kW) Eng.1E (08.89-.) 8/89-6/96 | | | | | | | | | | | | | | | | | | | | |
| 19-2246 | | | F | | | | | | | 29 | 50,29 | | | | | | | | 14,73 | |
| 2.4 TD (68 kW) Eng.1G 8/89-8/92 | | | | | | | | | | | | | | | | | | | | |
| 19-2246 | | | F | | | | | | | 29 | 50,29 | | | | | | | | 14,73 | |
| 2.4 TD (70 kW) Eng.ACL 9/92-6/96 | | | | | | | | | | | | | | | | | | | | |
| 19-2246 | | | F | | | | | | | 29 | 50,29 | | | | | | | | 14,73 | |
| 2.4 TD (75 kW) Eng.DV (12.82-07.89) 12/82-7/89 | | | | | | | | | | | | | | | | | | | | |
| 19-2246 | | | F | | | | | | | 29 | 50,29 | | | | | | | | 14,73 | |
| LT 28-35 I Platform/Chassis (281-363) LT28-50 4/75-6/96 | | | | | | | | | | | | | | | | | | | | |
| 2.0 (55 kW) Eng.CH 4/75-9/83 | | | | | | | | | | | | | | | | | | | | |
| 19-2246 | | | F | | | | | | | 29 | 50,29 | | | | | | | | 14,73 | |
| 2.4 (66 kW) Eng.DL 12/82-7/92 | | | | | | | | | | | | | | | | | | | | |
| 19-2246 | | | F | | | | | | | 29 | 50,29 | | | | | | | | 14,73 | |
| 2.4 D (51 kW) Eng.1S (08.90-07.92), ACT (08.92-.) 8/90-6/96 | | | | | | | | | | | | | | | | | | | | |
| 19-2246 | | | F | | | | | | | 29 | 50,29 | | | | | | | | 14,73 | |
| 2.4 D (55 kW) Eng.CP (01.79-09.83), DW (12.82-02.91) 12/78-2/91 | | | | | | | | | | | | | | | | | | | | |
| 19-2246 | | | F | | | | | | | 29 | 50,29 | | | | | | | | 14,73 | |
| 2.4 i (69 kW) Eng.1E (03.94-.) 3/94-6/96 | | | | | | | | | | | | | | | | | | | | |
| 19-2246 | | | F | | | | | | | 29 | 50,29 | | | | | | | | 14,73 | |
| 2.4 TD (68 kW) Eng.1G 8/90-8/92 | | | | | | | | | | | | | | | | | | | | |
| 19-2246 | | | F | | | | | | | 29 | 50,29 | | | | | | | | 14,73 | |
| 2.4 TD (70 kW) Eng.ACL 8/92-6/96 | | | | | | | | | | | | | | | | | | | | |
| 19-2246 | | | F | | | | | | | 29 | 50,29 | | | | | | | | 14,73 | |

VOLKSWAGEN HCV

| METELLI ref | Spare Parts | F/R | L/R | ABS | A | B | C | D | E | F | G | H | I | L | M | Fig | NOTE |
|--|-------------|-----|-----|-----|---|---|----|-------|---|---|---|---|---|-------|---|-----|-------------------|
| 2.4 TD (75 kW) Eng.DV (12.82-08.92) 12/82-9/93 | | | | | | | | | | | | | | | | | |
| 19-2246 | | F | | | | | 29 | 50,29 | | | | | | 14,73 | | | |
| 2.7 D (48 kW) Eng.CG 11/75-1/80 | | | | | | | | | | | | | | | | | |
| 19-2246 | | F | | | | | 29 | 50,29 | | | | | | 14,73 | | | |
| LT 28-35 I Van (281-363) LT28-50 4/75-6/96 | | | | | | | | | | | | | | | | | |
| 2.0 (55 kW) Eng.CH 4/75-9/83 | | | | | | | | | | | | | | | | | |
| 19-2246 | | F | | | | | 29 | 50,29 | | | | | | 14,73 | | | |
| 2.4 (66 kW) Eng.DL 12/82-7/92 | | | | | | | | | | | | | | | | | |
| 19-2246 | | F | | | | | 29 | 50,29 | | | | | | 14,73 | | | |
| 2.4 D (51 kW) Eng.1S (07.90-07.92), ACT (08.92-) 7/90-5/96 | | | | | | | | | | | | | | | | | |
| 19-2246 | | F | | | | | 29 | 50,29 | | | | | | 14,73 | | | |
| 2.4 D (55 kW) Eng.CP (01.79-09.83), DW (12.82-07.92) 1/79-7/92 | | | | | | | | | | | | | | | | | |
| 19-2246 | | F | | | | | 29 | 50,29 | | | | | | 14,73 | | | |
| 2.4 i (69 kW) Eng.1E (03.94-) 8/89-6/96 | | | | | | | | | | | | | | | | | |
| 19-2246 | | F | | | | | 29 | 50,29 | | | | | | 14,73 | | | |
| 2.4 TD (68 kW) Eng.1G 8/88-8/92 | | | | | | | | | | | | | | | | | |
| 19-2246 | | F | | | | | 29 | 50,29 | | | | | | 14,73 | | | |
| 2.4 TD (70 kW) Eng.ACL 6/92-5/96 | | | | | | | | | | | | | | | | | |
| 19-2246 | | F | | | | | 29 | 50,29 | | | | | | 14,73 | | | |
| 2.4 TD (75 kW) Eng.DV (02.86-08.92) 2/86-8/92 | | | | | | | | | | | | | | | | | |
| 19-2246 | | F | | | | | 29 | 50,29 | | | | | | 14,73 | | | |
| 2.7 D (48 kW) Eng.CG 11/75-1/80 | | | | | | | | | | | | | | | | | |
| 19-2246 | | F | | | | | 29 | 50,29 | | | | | | 14,73 | | | |
| LT 28-35 II Bus (2DB, 2DE, 2DK) 5/96-7/06 | | | | | | | | | | | | | | | | | |
| 2.3 (105 kW) Eng.AGL (05.96-) 5/96-7/06 | | | | | | | | | | | | | | | | | |
| 19-2212 | | F | | | | | 25 | 73,43 | | | | | | 22 | | | |
| 19-2434 | | R | | | | | 49 | 84 | | | | | | 48 | | | Mod. LT 28, LT 35 |

VOLKSWAGEN HCV

| METELLI ref | Spare Parts | | F/R | L/R | | ABS | A | B | C | D | E | F | G | H | I | L | M | Fig | NOTE |
|--|-------------|--|-----|-----|--|-----|---|---|----|-------|---|---|---|---|---|----|---|-----|-------------------|
| 2.5 SDI (55 kW) Eng.AGX (07.96-) 7/96-7/06 | | | | | | | | | | | | | | | | | | | |
| 19-2212 | | | F | | | | | | 25 | 73,43 | | | | | | 22 | | | |
| 19-2434 | | | R | | | | | | 49 | 84 | | | | | | 48 | | | Mod. LT 28, LT 35 |
| 2.5 TDI (61 kW) Eng.BBE 5/01-7/06 | | | | | | | | | | | | | | | | | | | |
| 19-2212 | | | F | | | | | | 25 | 73,43 | | | | | | 22 | | | |
| 19-2434 | | | R | | | | | | 49 | 84 | | | | | | 48 | | | Mod. LT 28, LT 35 |
| 2.5 TDI (66 kW) Eng.APA 5/99-7/06 | | | | | | | | | | | | | | | | | | | |
| 19-2212 | | | F | | | | | | 25 | 73,43 | | | | | | 22 | | | |
| 19-2434 | | | R | | | | | | 49 | 84 | | | | | | 48 | | | Mod. LT 28, LT 35 |
| 2.5 TDI (70 kW) Eng.BBF 5/01-7/06 | | | | | | | | | | | | | | | | | | | |
| 19-2212 | | | F | | | | | | 25 | 73,43 | | | | | | 22 | | | |
| 19-2434 | | | R | | | | | | 49 | 84 | | | | | | 48 | | | Mod. LT 28, LT 35 |
| 2.5 TDI (75 kW) Eng.AHD (05.96-) 5/96-8/99 | | | | | | | | | | | | | | | | | | | |
| 19-2212 | | | F | | | | | | 25 | 73,43 | | | | | | 22 | | | |
| 19-2434 | | | R | | | | | | 49 | 84 | | | | | | 48 | | | Mod. LT 28, LT 35 |
| 2.5 TDI (80 kW) Eng.ANJ, AVR 5/99-7/06 | | | | | | | | | | | | | | | | | | | |
| 19-2212 | | | F | | | | | | 25 | 73,43 | | | | | | 22 | | | |
| 19-2434 | | | R | | | | | | 49 | 84 | | | | | | 48 | | | Mod. LT 28, LT 35 |
| 2.8 TDI (92 kW) Eng.AGK 7/97-5/03 | | | | | | | | | | | | | | | | | | | |
| 19-2212 | | | F | | | | | | 25 | 73,43 | | | | | | 22 | | | |
| 2.8 TDI (96 kW) Eng.ATA 1/99-1/02 | | | | | | | | | | | | | | | | | | | |
| 19-2212 | | | F | | | | | | 25 | 73,43 | | | | | | 22 | | | |
| 19-2434 | | | R | | | | | | 49 | 84 | | | | | | 48 | | | Mod. LT 28, LT 35 |
| 2.8 TDI (116 kW) Eng.AUH, BCQ 5/01-6/06 | | | | | | | | | | | | | | | | | | | |
| 19-2212 | | | F | | | | | | 25 | 73,43 | | | | | | 22 | | | |
| 19-2434 | | | R | | | | | | 49 | 84 | | | | | | 48 | | | Mod. LT 28, LT 35 |

VOLKSWAGEN HCV

| METELLI ref | Spare Parts | F/R | L/R | ABS | A | B | C | D | E | F | G | H | I | L | M | Fig | NOTE |
|---|-------------|-----|-----|-----|---|---|----|-------|---|---|---|---|---|-------|---|-----|-------------------|
| LT 28-46 II Platform/Chassis (2DC, 2DF, 2DG, 6/96-7/06 | | | | | | | | | | | | | | | | | |
| 2.3 (105 kW) Eng.AGL (06.96-) 6/96-7/06 | | | | | | | | | | | | | | | | | |
| 19-2212 | | F | | | | | 25 | 73,43 | | | | | | 22 | | | |
| 19-2434 | | R | | | | | 49 | 84 | | | | | | 48 | | | Mod. LT 28, LT 35 |
| 19-2435 | | R | | | | | 50 | 90 | | | | | | 24,75 | | | Mod. LT 46 |
| 2.5 SDI (55 kW) Eng.AGX (09.96-) 9/96-7/06 | | | | | | | | | | | | | | | | | |
| 19-2212 | | F | | | | | 25 | 73,43 | | | | | | 22 | | | |
| 19-2434 | | R | | | | | 49 | 84 | | | | | | 48 | | | Mod. LT 28, LT 35 |
| 19-2435 | | R | | | | | 50 | 90 | | | | | | 24,75 | | | Mod. LT 46 |
| 2.5 TDI (61 kW) Eng.BBE 5/01-7/06 | | | | | | | | | | | | | | | | | |
| 19-2212 | | F | | | | | 25 | 73,43 | | | | | | 22 | | | |
| 19-2434 | | R | | | | | 49 | 84 | | | | | | 48 | | | Mod. LT 28, LT 35 |
| 19-2435 | | R | | | | | 50 | 90 | | | | | | 24,75 | | | Mod. LT 46 |
| 2.5 TDI (66 kW) Eng.APA 5/99-7/06 | | | | | | | | | | | | | | | | | |
| 19-2212 | | F | | | | | 25 | 73,43 | | | | | | 22 | | | |
| 19-2434 | | R | | | | | 49 | 84 | | | | | | 48 | | | Mod. LT 28, LT 35 |
| 19-2435 | | R | | | | | 50 | 90 | | | | | | 24,75 | | | Mod. LT 46 |
| 2.5 TDI (70 kW) Eng.BBF 5/01-7/06 | | | | | | | | | | | | | | | | | |
| 19-2212 | | F | | | | | 25 | 73,43 | | | | | | 22 | | | |
| 19-2434 | | R | | | | | 49 | 84 | | | | | | 48 | | | Mod. LT 28, LT 35 |
| 19-2435 | | R | | | | | 50 | 90 | | | | | | 24,75 | | | Mod. LT 46 |
| 2.5 TDI (75 kW) Eng.AHD (06.96-) 6/96-8/99 | | | | | | | | | | | | | | | | | |
| 19-2212 | | F | | | | | 25 | 73,43 | | | | | | 22 | | | |
| 19-2434 | | R | | | | | 49 | 84 | | | | | | 48 | | | Mod. LT 28, LT 35 |
| 19-2435 | | R | | | | | 50 | 90 | | | | | | 24,75 | | | Mod. LT 46 |
| 2.5 TDI (80 kW) Eng.ANJ, AVR 5/99-7/06 | | | | | | | | | | | | | | | | | |
| 19-2212 | | F | | | | | 25 | 73,43 | | | | | | 22 | | | |
| 19-2434 | | R | | | | | 49 | 84 | | | | | | 48 | | | Mod. LT 28, LT 35 |

VOLKSWAGEN HCV

| METELLI ref | Spare Parts | | F/R | L/R | | | ABS | A | B | C | D | E | F | G | H | I | L | M | Fig | NOTE |
|---|-------------|--|-----|-----|--|--|-----|---|---|----|-------|---|---|---|---|---|-------|---|-----|-------------------|
| 19-2434 | | | R | | | | | | | 49 | 84 | | | | | | 48 | | | Mod. LT 28, LT 35 |
| 19-2435 | | | R | | | | | | | 50 | 90 | | | | | | 24,75 | | | Mod. LT 46 |
| 2.5 TDI (70 kW) Eng.BBF 5/01-7/06 | | | | | | | | | | | | | | | | | | | | |
| 19-2212 | | | F | | | | | | | 25 | 73,43 | | | | | | 22 | | | |
| 19-2434 | | | R | | | | | | | 49 | 84 | | | | | | 48 | | | Mod. LT 28, LT 35 |
| 19-2435 | | | R | | | | | | | 50 | 90 | | | | | | 24,75 | | | Mod. LT 46 |
| 2.5 TDI (75 kW) Eng.AHD (05.96-.) 5/96-8/99 | | | | | | | | | | | | | | | | | | | | |
| 19-2212 | | | F | | | | | | | 25 | 73,43 | | | | | | 22 | | | |
| 19-2434 | | | R | | | | | | | 49 | 84 | | | | | | 48 | | | Mod. LT 28, LT 35 |
| 19-2435 | | | R | | | | | | | 50 | 90 | | | | | | 24,75 | | | Mod. LT 46 |
| 2.5 TDI (80 kW) Eng.ANJ, AVR 5/99-7/06 | | | | | | | | | | | | | | | | | | | | |
| 19-2212 | | | F | | | | | | | 25 | 73,43 | | | | | | 22 | | | |
| 19-2434 | | | R | | | | | | | 49 | 84 | | | | | | 48 | | | Mod. LT 28, LT 35 |
| 19-2435 | | | R | | | | | | | 50 | 90 | | | | | | 24,75 | | | Mod. LT 46 |
| 2.8 TDI (92 kW) Eng.AGK 7/97-1/02 | | | | | | | | | | | | | | | | | | | | |
| 19-2212 | | | F | | | | | | | 25 | 73,43 | | | | | | 22 | | | |
| 19-2434 | | | R | | | | | | | 49 | 84 | | | | | | 48 | | | Mod. LT 28, LT 35 |
| 19-2435 | | | R | | | | | | | 50 | 90 | | | | | | 24,75 | | | Mod. LT 46 |
| 2.8 TDI (96 kW) Eng.ATA 1/99-7/06 | | | | | | | | | | | | | | | | | | | | |
| 19-2212 | | | F | | | | | | | 25 | 73,43 | | | | | | 22 | | | |
| 19-2434 | | | R | | | | | | | 49 | 84 | | | | | | 48 | | | Mod. LT 28, LT 35 |
| 19-2435 | | | R | | | | | | | 50 | 90 | | | | | | 24,75 | | | Mod. LT 46 |
| 2.8 TDI (116 kW) Eng.AUH, BCQ 4/02-7/06 | | | | | | | | | | | | | | | | | | | | |
| 19-2212 | | | F | | | | | | | 25 | 73,43 | | | | | | 22 | | | |
| 19-2434 | | | R | | | | | | | 49 | 84 | | | | | | 48 | | | Mod. LT 28, LT 35 |
| 19-2435 | | | R | | | | | | | 50 | 90 | | | | | | 24,75 | | | Mod. LT 46 |

VOLKSWAGEN HCV

| METELLI ref | Spare Parts | | F/R | L/R | | ABS | A | B | C | D | E | F | G | H | I | L | M | Fig | NOTE |
|---|-------------|-------------|-----|-----|--|-----|---|---|---|----|-------|---|---|---|---|---|---|-------|--|
| LT 40-55 I Platform/Chassis (293-909) 4/75-6/96 | | | | | | | | | | | | | | | | | | | |
| 2.0 (55 kW) Eng.CH 4/75-9/83 | | | | | | | | | | | | | | | | | | | |
| 19-2246 | | 01/79-12/82 | F | | | | | | | 29 | 50,29 | | | | | | | 14,73 | 40Q Mod. 291,293,295 Mod. 292,294,296, +leaf-spring suspension |
| 2.4 D (55 kW) Eng.CP (01.79-09.83), DW (12.82-02.91) 12/78-2/91 | | | | | | | | | | | | | | | | | | | |
| 19-2246 | | 01/79-12/82 | F | | | | | | | 29 | 50,29 | | | | | | | 14,73 | 40Q Mod. 291,293,295 Mod. 292,294,296, +leaf-spring suspension |
| LT 40-55 I Van (291-512) 4/75-6/96 | | | | | | | | | | | | | | | | | | | |
| 2.0 (55 kW) Eng.CH 4/75-9/83 | | | | | | | | | | | | | | | | | | | |
| 19-2246 | | 01/79-12/82 | F | | | | | | | 29 | 50,29 | | | | | | | 14,73 | 40Q Mod. 291,293,295 Mod. 292,294,296, +leaf-spring suspension |
| 2.4 D (55 kW) Eng.CP (01.79-09.83), DW (12.82-07.92) 1/79-7/92 | | | | | | | | | | | | | | | | | | | |
| 19-2246 | | -12/82 | F | | | | | | | 29 | 50,29 | | | | | | | 14,73 | 40Q Mod. 291,293,295 Mod. 292,294,296, +leaf-spring suspension |

VOLKSWAGEN LCV

Caddy I (14) 8/82-7/92

| | | | | | | | | | | | | | | | | | | | |
|--|--|--|---|--|--|--|--|--|--|-------|-------|--|--|--|--|--|--|-------|--|
| 1.5 (51 kW) Eng.JB 8/82-7/83 | | | | | | | | | | | | | | | | | | | |
| 19-2222 | | | F | | | | | | | 34 | 64 | | | | | | | 37 | |
| 19-2501 | | | R | | | | | | | 19,05 | 50,29 | | | | | | | 15,49 | |
| 1.6 (55 kW) Eng.EM 10/82-10/83 | | | | | | | | | | | | | | | | | | | |
| 19-2222 | | | F | | | | | | | 34 | 64 | | | | | | | 37 | |
| 19-2501 | | | R | | | | | | | 19,05 | 50,29 | | | | | | | 15,49 | |
| 1.6 (55 kW) Eng.EW 1/83-7/92 | | | | | | | | | | | | | | | | | | | |
| 19-2222 | | | F | | | | | | | 34 | 64 | | | | | | | 37 | |
| 19-2501 | | | R | | | | | | | 19,05 | 50,29 | | | | | | | 15,49 | |
| 1.6 D (40 kW) Eng.CR, JK, ME 8/82-7/92 | | | | | | | | | | | | | | | | | | | |
| 19-2222 | | | F | | | | | | | 34 | 64 | | | | | | | 37 | |
| 19-2501 | | | R | | | | | | | 19,05 | 50,29 | | | | | | | 15,49 | |

VOLKSWAGEN LCV

| METELLI ref | Spare Parts | | F/R | L/R | | | ABS | A | B | C | D | E | F | G | H | I | L | M | Fig | NOTE |
|--|-------------|-------------|-----|-----|--|--|-----|---|---|-------|-------|-------|---|---|---|---|---|-------|-----|------|
| 1.8 (70 kW) Eng.JH (11.85-07.92) 8/85-7/92 | | | | | | | | | | | | | | | | | | | | |
| 19-2222 | | | F | | | | | | | 34 | 64 | | | | | | | 37 | | |
| 19-2501 | | | R | | | | | | | 19,05 | 50,29 | | | | | | | 15,49 | | |
| Caddy II Pick-up (9U7) 6/96-12/00 | | | | | | | | | | | | | | | | | | | | |
| 1.6 (55 kW) Eng.AEE 6/96-12/00 | | | | | | | | | | | | | | | | | | | | |
| 19-2228 | | | F | | | | | | | 35 | 68 | | | | | | | 37 | | |
| 19-2500 | | | R | | | | | | | 17,46 | 50,29 | | | | | | | 14,73 | | |
| 1.9 D (47 kW) Eng.AEF 6/96-12/00 | | | | | | | | | | | | | | | | | | | | |
| 19-2228 | | | F | | | | | | | 35 | 68 | | | | | | | 37 | | |
| 19-2500 | | | R | | | | | | | 17,46 | 50,29 | | | | | | | 14,73 | | |
| Caddy II Van (9K9A) 11/95-1/04 | | | | | | | | | | | | | | | | | | | | |
| 1.4 (55 kW) Eng.AUA 8/00-1/04 | | | | | | | | | | | | | | | | | | | | |
| 19-2224 | | | F | | | | | | | 40 | 72 | | | | | | | 37 | | |
| 19-2465 | | | R | | | | 43 | | | 30 | | 119,8 | | | | | | 63,5 | | |
| 1.7 SDI (42 kW) Eng.AHB 7/96-9/00 | | | | | | | | | | | | | | | | | | | | |
| 19-2224 | | | F | | | | | | | 40 | 72 | | | | | | | 37 | | |
| 1.9 D (47 kW) Eng.1Y 11/95-1/04 | | | | | | | | | | | | | | | | | | | | |
| 19-2224 | | | F | | | | | | | 40 | 72 | | | | | | | 37 | | |
| 19-2465 | | 04/99- | R | | | | 43 | | | 30 | | 119,8 | | | | | | 63,5 | | |
| 19-2501 | | -05/97 | R | | | | | | | 19,05 | 50,29 | | | | | | | 15,49 | | |
| 19-2548 | | 05/97-04/99 | R | | | | | | | 19,05 | 50,29 | | | | | | | 16,64 | | |
| 1.9 SDI (47 kW) Eng.AEY (11.95-), AYQ 11/95-1/04 | | | | | | | | | | | | | | | | | | | | |
| 19-2224 | | | F | | | | | | | 40 | 72 | | | | | | | 37 | | |
| 19-2465 | | 04/99- | R | | | | 43 | | | 30 | | 119,8 | | | | | | 63,5 | | |
| 19-2501 | | -05/97 | R | | | | | | | 19,05 | 50,29 | | | | | | | 15,49 | | |
| 19-2548 | | 05/97-04/99 | R | | | | | | | 19,05 | 50,29 | | | | | | | 16,64 | | |

VOLKSWAGEN LCV

| METELLI ref | Spare Parts | | F/R | L/R | | | ABS | A | B | C | D | E | F | G | H | I | L | M | Fig | NOTE |
|---|-------------|-------------|-----|-----|--|--|-----|---|---|-------|-------|-------|---|---|---|---|---|---|-------|------------------------|
| 1.9 TDI (66 kW) Eng.1Z, AHU, ALE, ALH 9/96-1/04 | | | | | | | | | | | | | | | | | | | | |
| 19-2224 | | | F | | | | | | | 40 | 72 | | | | | | | | 37 | |
| 19-2465 | | 04/99- | R | | | | 43 | | | 30 | | 119,8 | | | | | | | 63,5 | |
| 19-2501 | | -05/97 | R | | | | | | | 19,05 | 50,29 | | | | | | | | 15,49 | |
| 19-2548 | | 05/97-04/99 | R | | | | | | | 19,05 | 50,29 | | | | | | | | 16,64 | |
| 60 1.4 (44 kW) Eng.AEX, APQ, AUD 11/95-1/04 | | | | | | | | | | | | | | | | | | | | |
| 19-2224 | | | F | | | | | | | 40 | 72 | | | | | | | | 37 | |
| 19-2465 | | 04/99- | R | | | | 43 | | | 30 | | 119,8 | | | | | | | 63,5 | |
| 19-2501 | | -05/97 | R | | | | | | | 19,05 | 50,29 | | | | | | | | 15,49 | |
| 19-2548 | | 05/97-04/99 | R | | | | | | | 19,05 | 50,29 | | | | | | | | 16,64 | |
| 75 1.6 (55 kW) Eng.1F 11/95-5/97 | | | | | | | | | | | | | | | | | | | | |
| 19-2224 | | | F | | | | | | | 40 | 72 | | | | | | | | 37 | |
| 19-2501 | | | R | | | | | | | 19,05 | 50,29 | | | | | | | | 15,49 | |
| 19-2548 | | 05/97- | R | | | | | | | 19,05 | 50,29 | | | | | | | | 16,64 | |
| 75 1.6 (55 kW) Eng.AEE (06.97-.) 11/95-9/00 | | | | | | | | | | | | | | | | | | | | |
| 19-2224 | | | F | | | | | | | 40 | 72 | | | | | | | | 37 | |
| 19-2465 | | 04/99- | R | | | | 43 | | | 30 | | 119,8 | | | | | | | 63,5 | |
| 19-2501 | | -05/97 | R | | | | | | | 19,05 | 50,29 | | | | | | | | 15,49 | |
| 19-2548 | | 05/97-04/99 | R | | | | | | | 19,05 | 50,29 | | | | | | | | 16,64 | |
| Caddy III Van (2KA, 2KH, 2CA, 2CH) 3/04-5/15 | | | | | | | | | | | | | | | | | | | | |
| 1.2 TSI (63 kW) Eng.CBZA 9/10-5/15 | | | | | | | | | | | | | | | | | | | | |
| 19-2317 | | | F | | | | | | | | | 137 | | | | | | | 84 | Disc 288mm, Disc 312mm |
| 19-2780 | | | F | | | | | | | | | 136 | | | | | | | 84 | Disc 280mm |
| 19-8150 | | | R | | | | | | | 32 | | 136 | | | | | | | 69,5 | |
| 1.2 TSI (77 kW) Eng.CBZB 9/10-5/15 | | | | | | | | | | | | | | | | | | | | |
| 19-2317 | | | F | | | | | | | | | 137 | | | | | | | 84 | Disc 288mm, Disc 312mm |
| 19-2780 | | | F | | | | | | | | | 136 | | | | | | | 84 | Disc 280mm |

VOLKSWAGEN LCV

| METELLI ref | Spare Parts | | F/R | L/R | | | ABS | A | B | C | D | E | F | G | H | I | L | M | Fig | NOTE |
|---|-------------|--|-----|-----|--|--|-----|---|---|----|---|-----|---|---|---|---|------|---|-----|------------------------|
| 1.4 (55 kW) Eng.BCA (03.04-.) 3/04-5/06 | | | | | | | | | | | | | | | | | | | | |
| 19-2317 | | | F | | | | | | | | | 137 | | | | | 84 | | | Disc 288mm, Disc 312mm |
| 19-2780 | | | F | | | | | | | | | 136 | | | | | 84 | | | Disc 280mm |
| 19-8150 | | | R | | | | | | | 32 | | 136 | | | | | 69,5 | | | |
| 1.4 (59 kW) Eng.BUD 5/06-8/10 | | | | | | | | | | | | | | | | | | | | |
| 19-2317 | | | F | | | | | | | | | 137 | | | | | 84 | | | Disc 288mm, Disc 312mm |
| 19-2780 | | | F | | | | | | | | | 136 | | | | | 84 | | | Disc 280mm |
| 19-8150 | | | R | | | | | | | 32 | | 136 | | | | | 69,5 | | | |
| 1.6 (75 kW) Eng.BGU, BSE, BSF 4/04-5/15 | | | | | | | | | | | | | | | | | | | | |
| 19-2317 | | | F | | | | | | | | | 137 | | | | | 84 | | | Disc 288mm, Disc 312mm |
| 19-2780 | | | F | | | | | | | | | 136 | | | | | 84 | | | Disc 280mm |
| 19-8150 | | | R | | | | | | | 32 | | 136 | | | | | 69,5 | | | |
| 1.6 BiFuel (75 kW) Eng.CHGA 5/11-5/15 | | | | | | | | | | | | | | | | | | | | |
| 19-2317 | | | F | | | | | | | | | 137 | | | | | 84 | | | Disc 288mm, Disc 312mm |
| 19-2780 | | | F | | | | | | | | | 136 | | | | | 84 | | | Disc 280mm |
| 19-8150 | | | R | | | | | | | 32 | | 136 | | | | | 69,5 | | | |
| 1.6 TDI (55 kW) Eng.CAYE 8/10-5/15 | | | | | | | | | | | | | | | | | | | | |
| 19-2317 | | | F | | | | | | | | | 137 | | | | | 84 | | | Disc 288mm, Disc 312mm |
| 19-2780 | | | F | | | | | | | | | 136 | | | | | 84 | | | Disc 280mm |
| 19-8150 | | | R | | | | | | | 32 | | 136 | | | | | 69,5 | | | |
| 1.6 TDI (75 kW) Eng.CAYD 8/10-5/15 | | | | | | | | | | | | | | | | | | | | |
| 19-2317 | | | F | | | | | | | | | 137 | | | | | 84 | | | Disc 288mm, Disc 312mm |
| 19-2780 | | | F | | | | | | | | | 136 | | | | | 84 | | | Disc 280mm |
| 19-8150 | | | R | | | | | | | 32 | | 136 | | | | | 69,5 | | | |
| 1.9 TDI (55 kW) Eng.BSU 9/05-8/10 | | | | | | | | | | | | | | | | | | | | |
| 19-2317 | | | F | | | | | | | | | 137 | | | | | 84 | | | Disc 288mm, Disc 312mm |
| 19-2780 | | | F | | | | | | | | | 136 | | | | | 84 | | | Disc 280mm |
| 19-8150 | | | R | | | | | | | 32 | | 136 | | | | | 69,5 | | | |

VOLKSWAGEN LCV

| METELLI ref | Spare Parts | | F/R | L/R | | | ABS | A | B | C | D | E | F | G | H | I | L | M | Fig | NOTE |
|---|-------------|--|-----|-----|--|--|-----|---|---|----|---|-----|---|---|---|---|---|------|-----|------------------------|
| 1.9 TDI (77 kW) Eng.BJB (04.04-), BLS 4/04-8/10 | | | | | | | | | | | | | | | | | | | | |
| 19-2317 | | | F | | | | | | | | | 137 | | | | | | 84 | | Disc 288mm, Disc 312mm |
| 19-2780 | | | F | | | | | | | | | 136 | | | | | | 84 | | Disc 280mm |
| 19-8150 | | | R | | | | | | | 32 | | 136 | | | | | | 69,5 | | |
| 1.9 TDI 4motion (77 kW) Eng.BLS 11/08-8/10 | | | | | | | | | | | | | | | | | | | | |
| 19-2317 | | | F/R | | | | | | | | | 137 | | | | | | 84 | | |
| 2.0 EcoFuel (80 kW) Eng.BSX 4/06-5/15 | | | | | | | | | | | | | | | | | | | | |
| 19-2317 | | | F | | | | | | | | | 137 | | | | | | 84 | | Disc 288mm, Disc 312mm |
| 19-2780 | | | F | | | | | | | | | 136 | | | | | | 84 | | Disc 280mm |
| 19-8150 | | | R | | | | | | | 32 | | 136 | | | | | | 69,5 | | |
| 2.0 SDI (51 kW) Eng.BDJ (03.04-), BST 3/04-8/10 | | | | | | | | | | | | | | | | | | | | |
| 19-2317 | | | F | | | | | | | | | 137 | | | | | | 84 | | Disc 288mm, Disc 312mm |
| 19-2780 | | | F | | | | | | | | | 136 | | | | | | 84 | | Disc 280mm |
| 19-8150 | | | R | | | | | | | 32 | | 136 | | | | | | 69,5 | | |
| 2.0 TDI (62 kW) Eng.CFHE 11/10-5/15 | | | | | | | | | | | | | | | | | | | | |
| 19-2317 | | | F | | | | | | | | | 137 | | | | | | 84 | | Disc 288mm, Disc 312mm |
| 19-2780 | | | F | | | | | | | | | 136 | | | | | | 84 | | Disc 280mm |
| 19-8150 | | | R | | | | | | | 32 | | 136 | | | | | | 69,5 | | |
| 2.0 TDI (81 kW) Eng.CLCA 8/10-5/15 | | | | | | | | | | | | | | | | | | | | |
| 19-2317 | | | F | | | | | | | | | 137 | | | | | | 84 | | Disc 288mm, Disc 312mm |
| 19-2780 | | | F | | | | | | | | | 136 | | | | | | 84 | | Disc 280mm |
| 19-8150 | | | R | | | | | | | 32 | | 136 | | | | | | 69,5 | | |
| 2.0 TDI (103 kW) Eng.BMM 9/07-8/10 | | | | | | | | | | | | | | | | | | | | |
| 19-2317 | | | F | | | | | | | | | 137 | | | | | | 84 | | Disc 288mm, Disc 312mm |
| 19-2780 | | | F | | | | | | | | | 136 | | | | | | 84 | | Disc 280mm |
| 19-8150 | | | R | | | | | | | 32 | | 136 | | | | | | 69,5 | | |
| 2.0 TDI (125 kW) Eng.CFJA 5/12-5/15 | | | | | | | | | | | | | | | | | | | | |
| 19-2317 | | | F | | | | | | | | | 137 | | | | | | 84 | | Disc 288mm, Disc 312mm |
| 19-2780 | | | F | | | | | | | | | 136 | | | | | | 84 | | Disc 280mm |

VOLKSWAGEN LCV

| METELLI ref | Spare Parts | | F/R | L/R | | | ABS | A | B | C | D | E | F | G | H | I | L | M | Fig | NOTE |
|---|-------------|--|-----|-----|--|--|-----|---|---|----|---|-----|---|---|---|---|------|---|-----|------------------------|
| 19-8150 | | | R | | | | | | | 32 | | 136 | | | | | 69,5 | | | |
| 2.0 TDI 16V (103 kW) Eng.CFHC, CLCB 11/10-5/15 | | | | | | | | | | | | | | | | | | | | |
| 19-2317 | | | F | | | | | | | | | 137 | | | | | 84 | | | Disc 288mm, Disc 312mm |
| 19-2780 | | | F | | | | | | | | | 136 | | | | | 84 | | | Disc 280mm |
| 19-8150 | | | R | | | | | | | 32 | | 136 | | | | | 69,5 | | | |
| 2.0 TDI 16V 4motion (103 kW) Eng.CFHC 11/10-5/15 | | | | | | | | | | | | | | | | | | | | |
| 19-2317 | | | F/R | | | | | | | | | 137 | | | | | 84 | | | |
| 2.0 TDI 4motion (62 kW) Eng.CFHE 12/10-5/15 | | | | | | | | | | | | | | | | | | | | |
| 19-2317 | | | F/R | | | | | | | | | 137 | | | | | 84 | | | |
| 2.0 TDI 4motion (81 kW) Eng.CFHF 8/10-5/15 | | | | | | | | | | | | | | | | | | | | |
| 19-2317 | | | F/R | | | | | | | | | 137 | | | | | 84 | | | |
| Caddy IV Alltrack Van (SAA) 5/15-1/70 | | | | | | | | | | | | | | | | | | | | |
| 1.0 TSI (75 kW) Eng.CHZG 11/15-1/70 | | | | | | | | | | | | | | | | | | | | |
| 19-2317 | | | F | | | | | | | | | 137 | | | | | 84 | | | |
| 19-8150 | | | R | | | | | | | 32 | | 136 | | | | | 69,5 | | | |
| 1.2 TSI (62 kW) Eng.CYVC 6/15-1/70 | | | | | | | | | | | | | | | | | | | | |
| 19-2317 | | | F | | | | | | | | | 137 | | | | | 84 | | | |
| 19-8150 | | | R | | | | | | | 32 | | 136 | | | | | 69,5 | | | |
| 1.4 TGI CNG (81 kW) Eng.CPWA 6/15-1/70 | | | | | | | | | | | | | | | | | | | | |
| 19-2317 | | | F | | | | | | | | | 137 | | | | | 84 | | | |
| 19-8150 | | | R | | | | | | | 32 | | 136 | | | | | 69,5 | | | |
| 1.4 TSI (92 kW) Eng.CZCB 5/15-1/70 | | | | | | | | | | | | | | | | | | | | |
| 19-2317 | | | F | | | | | | | | | 137 | | | | | 84 | | | |
| 19-8150 | | | R | | | | | | | 32 | | 136 | | | | | 69,5 | | | |
| 1.4 TSI (96 kW) Eng.DJKD 6/19-1/70 | | | | | | | | | | | | | | | | | | | | |
| 19-2317 | | | F | | | | | | | | | 137 | | | | | 84 | | | |
| 1.6 TDI (55 kW) Eng.CAYE 5/15-11/17 | | | | | | | | | | | | | | | | | | | | |
| 19-2317 | | | F | | | | | | | | | 137 | | | | | 84 | | | |

VOLKSWAGEN LCV

| METELLI ref | Spare Parts | | F/R | L/R | | | ABS | A | B | C | D | E | F | G | H | I | L | M | Fig | NOTE |
|--|-------------|--|-----|-----|--|--|-----|---|---|----|---|-----|---|---|---|---|------|---|-----|------|
| 19-8150 | | | R | | | | | | | 32 | | 136 | | | | | 69,5 | | | |
| 1.6 TDI (75 kW) Eng.CAYD 5/15-1/70 | | | | | | | | | | | | | | | | | | | | |
| 19-2317 | | | F | | | | | | | | | 137 | | | | | 84 | | | |
| 19-8150 | | | R | | | | | | | 32 | | 136 | | | | | 69,5 | | | |
| 2.0 TDI (55 kW) Eng.CUUF (05.15-11.15), DFSC (11.15-07.19), DFSF (11.1 5/15-1/70 | | | | | | | | | | | | | | | | | | | | |
| 19-2317 | | | F | | | | | | | | | 137 | | | | | 84 | | | |
| 19-8150 | | | R | | | | | | | 32 | | 136 | | | | | 69,5 | | | |
| 2.0 TDI (75 kW) Eng.CUUD (05.15-11.15), DFSD (11.15-.) 5/15-1/70 | | | | | | | | | | | | | | | | | | | | |
| 19-2317 | | | F | | | | | | | | | 137 | | | | | 84 | | | |
| 19-8150 | | | R | | | | | | | 32 | | 136 | | | | | 69,5 | | | |
| 2.0 TDI (103 kW) Eng.CFHC, CLCB 5/15-1/70 | | | | | | | | | | | | | | | | | | | | |
| 19-2317 | | | F | | | | | | | | | 137 | | | | | 84 | | | |
| 19-8150 | | | R | | | | | | | 32 | | 136 | | | | | 69,5 | | | |
| 2.0 TDI (110 kW) Eng.CUUB (05.15-11.15), DFSB (11.15-.) 5/15-1/70 | | | | | | | | | | | | | | | | | | | | |
| 19-2317 | | | F | | | | | | | | | 137 | | | | | 84 | | | |
| 19-8150 | | | R | | | | | | | 32 | | 136 | | | | | 69,5 | | | |
| 2.0 TDI 4motion (81 kW) Eng.CFHF 5/15-5/16 | | | | | | | | | | | | | | | | | | | | |
| 19-2317 | | | F | | | | | | | | | 137 | | | | | 84 | | | |
| 2.0 TDI 4motion (90 kW) Eng.CUUE, DFSE 5/15-1/70 | | | | | | | | | | | | | | | | | | | | |
| 19-2317 | | | F | | | | | | | | | 137 | | | | | 84 | | | |
| 2.0 TDI 4motion (103 kW) Eng.CFHC 5/15-1/70 | | | | | | | | | | | | | | | | | | | | |
| 19-2317 | | | F | | | | | | | | | 137 | | | | | 84 | | | |
| 2.0 TDI 4motion (110 kW) Eng.DFSB 11/15-1/70 | | | | | | | | | | | | | | | | | | | | |
| 19-2317 | | | F | | | | | | | | | 137 | | | | | 84 | | | |
| Caddy IV Van (SAA, SAH) 5/15-1/70 | | | | | | | | | | | | | | | | | | | | |
| 1.0 TSI (75 kW) Eng.CHZG, DKRE (11.18-.) 11/15-9/20 | | | | | | | | | | | | | | | | | | | | |
| 19-2317 | | | F | | | | | | | | | 137 | | | | | 84 | | | |
| 19-8150 | | | R | | | | | | | 32 | | 136 | | | | | 69,5 | | | |

VOLKSWAGEN LCV

| METELLI ref | Spare Parts | | F/R | L/R | | | ABS | A | B | C | D | E | F | G | H | I | L | M | Fig | NOTE |
|--|-------------|--|-----|-----|--|--|-----|---|---|----|---|-----|---|---|---|---|------|---|-----|------|
| 1.2 TSI (62 kW) Eng.CYVC 6/15-9/20 | | | | | | | | | | | | | | | | | | | | |
| 19-2317 | | | F | | | | | | | | | 137 | | | | | 84 | | | |
| 19-8150 | | | R | | | | | | | 32 | | 136 | | | | | 69,5 | | | |
| 1.4 TGI CNG (81 kW) Eng.CPWA 6/15-9/20 | | | | | | | | | | | | | | | | | | | | |
| 19-2317 | | | F | | | | | | | | | 137 | | | | | 84 | | | |
| 19-8150 | | | R | | | | | | | 32 | | 136 | | | | | 69,5 | | | |
| 1.4 TSI (92 kW) Eng.CZCB 5/15-9/20 | | | | | | | | | | | | | | | | | | | | |
| 19-2317 | | | F | | | | | | | | | 137 | | | | | 84 | | | |
| 19-8150 | | | R | | | | | | | 32 | | 136 | | | | | 69,5 | | | |
| 1.4 TSI (96 kW) Eng.DJKD 6/19-9/20 | | | | | | | | | | | | | | | | | | | | |
| 19-2317 | | | F | | | | | | | | | 137 | | | | | 84 | | | |
| 1.6 (81 kW) Eng.CWVA 11/15-9/20 | | | | | | | | | | | | | | | | | | | | |
| 19-2317 | | | F | | | | | | | | | 137 | | | | | 84 | | | |
| 19-8150 | | | R | | | | | | | 32 | | 136 | | | | | 69,5 | | | |
| 1.6 TDI (55 kW) Eng.CAYE 5/15-11/17 | | | | | | | | | | | | | | | | | | | | |
| 19-2317 | | | F | | | | | | | | | 137 | | | | | 84 | | | |
| 19-8150 | | | R | | | | | | | 32 | | 136 | | | | | 69,5 | | | |
| 1.6 TDI (75 kW) Eng.CAYD 5/15-9/20 | | | | | | | | | | | | | | | | | | | | |
| 19-2317 | | | F | | | | | | | | | 137 | | | | | 84 | | | |
| 19-8150 | | | R | | | | | | | 32 | | 136 | | | | | 69,5 | | | |
| 2.0 TDI (55 kW) Eng.CUUF (-.11.15), DFSC (11.15-07.19), DFSF (11.15-.) 5/15-9/20 | | | | | | | | | | | | | | | | | | | | |
| 19-2317 | | | F | | | | | | | | | 137 | | | | | 84 | | | |
| 19-8150 | | | R | | | | | | | 32 | | 136 | | | | | 69,5 | | | |
| 2.0 TDI (75 kW) Eng.CUUD (-.11.15), DFSD (11.15-.) 5/15-9/20 | | | | | | | | | | | | | | | | | | | | |
| 19-2317 | | | F | | | | | | | | | 137 | | | | | 84 | | | |
| 19-8150 | | | R | | | | | | | 32 | | 136 | | | | | 69,5 | | | |
| 2.0 TDI (103 kW) Eng.CFHC, CLCB 5/15-9/20 | | | | | | | | | | | | | | | | | | | | |
| 19-2317 | | | F | | | | | | | | | 137 | | | | | 84 | | | |
| 19-8150 | | | R | | | | | | | 32 | | 136 | | | | | 69,5 | | | |

VOLKSWAGEN LCV

| METELLI ref | Spare Parts | F/R | L/R | ABS | A | B | C | D | E | F | G | H | I | L | M | Fig | NOTE |
|--|-------------|-----|-----|-----|---|----|----|----|-------|---|---|---|---|------|---|-----|------|
| 2.0 TDI (110 kW) Eng.CUUB (-11.15), DFSB (11.15-) 5/15-9/20 | | | | | | | | | | | | | | | | | |
| 19-2317 | | F | | | | | | | 137 | | | | | 84 | | | |
| 19-8150 | | R | | | | | 32 | | 136 | | | | | 69,5 | | | |
| 2.0 TDI 4motion (55 kW) Eng.DFSC 11/15-7/19 | | | | | | | | | | | | | | | | | |
| 19-2317 | | F | | | | | | | 137 | | | | | 84 | | | |
| 2.0 TDI 4motion (81 kW) Eng.CFHF, CLCA 5/15-9/20 | | | | | | | | | | | | | | | | | |
| 19-2317 | | F | | | | | | | 137 | | | | | 84 | | | |
| 2.0 TDI 4motion (90 kW) Eng.CUUE (-11.15), DFSE (11.15-) 5/15-9/20 | | | | | | | | | | | | | | | | | |
| 19-2317 | | F | | | | | | | 137 | | | | | 84 | | | |
| 2.0 TDI 4motion (103 kW) Eng.CFHC 5/15-9/20 | | | | | | | | | | | | | | | | | |
| 19-2317 | | F | | | | | | | 137 | | | | | 84 | | | |
| 2.0 TDI 4motion (110 kW) Eng.DFSB 11/15-9/20 | | | | | | | | | | | | | | | | | |
| 19-2317 | | F | | | | | | | 137 | | | | | 84 | | | |
| Caddy V Van (SBA, SBH) 9/20-1/70 | | | | | | | | | | | | | | | | | |
| TDi (55 kW) Eng.DTRF 9/20-1/70 | | | | | | | | | | | | | | | | | |
| 19-2364 | | F | | | | 36 | | | 136,4 | | | | | 84 | | | |
| TDi (75 kW) Eng.DTRE 9/20-1/70 | | | | | | | | | | | | | | | | | |
| 19-2364 | | F | | | | 36 | | | 136,4 | | | | | 84 | | | |
| TDi (90 kW) Eng.DTRC 9/20-1/70 | | | | | | | | | | | | | | | | | |
| 19-2364 | | F | | | | 36 | | | 136,4 | | | | | 84 | | | |
| TDi BMT (90 kW) Eng.DTRC 3/21-1/70 | | | | | | | | | | | | | | | | | |
| 19-2364 | | F | | | | 36 | | | 136,4 | | | | | 84 | | | |
| TSi EVO (84 kW) Eng.DPBC 1/21-1/70 | | | | | | | | | | | | | | | | | |
| 19-2364 | | F | | | | 36 | | | 136,4 | | | | | 84 | | | |
| Fox Van (5Z1) 4/05-12/11 | | | | | | | | | | | | | | | | | |
| 1.2 (44 kW) Eng.CHFA 9/10-12/11 | | | | | | | | | | | | | | | | | |
| 19-1587 | | F | | | | 36 | | 72 | 126,5 | | | | | 82,6 | | | +ABS |

VOLKSWAGEN LCV

| METELLI ref | Spare Parts | | F/R | L/R | | | ABS | A | B | C | D | E | F | G | H | I | L | M | Fig | NOTE |
|---|-------------|--|-----|-----|--|--|-----|---|----|-------|-------|-----|---|---|---|---|-------|---|-----|------|
| 19-2558 | | | R | | | | | | 30 | 28 | | 120 | | | | | 63 | | | |
| Golf II Van (19E, 1G1) 8/83-7/91 | | | | | | | | | | | | | | | | | | | | |
| 1.3 (40 kW) Eng.HK, MH, NZ 8/83-7/90 | | | | | | | | | | | | | | | | | | | | |
| 19-2500 | | | R | | | | | | | 17,46 | 50,29 | | | | | | 14,73 | | | |
| 1.6 (44 kW) Eng.- 8/89-7/91 | | | | | | | | | | | | | | | | | | | | |
| 19-2224 | | | F | | | | | | | 40 | 72 | | | | | | 37 | | | |
| 19-2500 | | | R | | | | | | | 17,46 | 50,29 | | | | | | 14,73 | | | |
| 1.6 D (40 kW) Eng.JP 8/83-7/91 | | | | | | | | | | | | | | | | | | | | |
| 19-2500 | | | R | | | | | | | 17,46 | 50,29 | | | | | | 14,73 | | | |
| 1.8 i (66 kW) Eng.RP 8/87-7/91 | | | | | | | | | | | | | | | | | | | | |
| 19-2500 | | | R | | | | | | | 17,46 | 50,29 | | | | | | 14,73 | | | |
| Golf III Van (1H1) 8/91-12/97 | | | | | | | | | | | | | | | | | | | | |
| 1.4 (40 kW) Eng.ABD, AEX 8/91-5/96 | | | | | | | | | | | | | | | | | | | | |
| 19-2224 | | | F | | | | | | | 40 | 72 | | | | | | 37 | | | |
| 19-2500 | | | R | | | | | | | 17,46 | 50,29 | | | | | | 14,73 | | | |
| 1.6 (55 kW) Eng.- 8/92-6/95 | | | | | | | | | | | | | | | | | | | | |
| 19-2224 | | | F | | | | | | | 40 | 72 | | | | | | 37 | | | |
| 19-2500 | | | R | | | | | | | 17,46 | 50,29 | | | | | | 14,73 | | | |
| 1.8 (55 kW) Eng.AAM 8/91-7/95 | | | | | | | | | | | | | | | | | | | | |
| 19-2224 | | | F | | | | | | | 40 | 72 | | | | | | 37 | | | |
| 19-2500 | | | R | | | | | | | 17,46 | 50,29 | | | | | | 14,73 | | | |
| 1.8 (66 kW) Eng.ABS, ADZ 8/91-12/97 | | | | | | | | | | | | | | | | | | | | |
| 19-2224 | | | F | | | | | | | 40 | 72 | | | | | | 37 | | | |
| 19-2500 | | | R | | | | | | | 17,46 | 50,29 | | | | | | 14,73 | | | |
| 1.9 D (55 kW) Eng.AAZ 8/91-7/95 | | | | | | | | | | | | | | | | | | | | |
| 19-2224 | | | F | | | | | | | 40 | 72 | | | | | | 37 | | | |
| 19-2500 | | | R | | | | | | | 17,46 | 50,29 | | | | | | 14,73 | | | |

VOLKSWAGEN LCV

| METELLI ref | Spare Parts | | F/R | L/R | | | ABS | A | B | C | D | E | F | G | H | I | L | M | Fig | NOTE |
|--|-------------|--|-----|-----|--|--|-----|---|---|-------|-------|---|---|---|---|---|---|-------|-----|------|
| 1.9 SDI (47 kW) Eng.AEY 8/95-9/97 | | | | | | | | | | | | | | | | | | | | |
| 19-2224 | | | F | | | | | | | 40 | 72 | | | | | | | 37 | | |
| 19-2500 | | | R | | | | | | | 17,46 | 50,29 | | | | | | | 14,73 | | |
| 1.9 TDI (66 kW) Eng.1Z 8/91-9/97 | | | | | | | | | | | | | | | | | | | | |
| 19-2224 | | | F | | | | | | | 40 | 72 | | | | | | | 37 | | |
| 19-2500 | | | R | | | | | | | 17,46 | 50,29 | | | | | | | 14,73 | | |
| 2.0 (85 kW) Eng.AGG 8/95-9/97 | | | | | | | | | | | | | | | | | | | | |
| 19-2500 | | | R | | | | | | | 17,46 | 50,29 | | | | | | | 14,73 | | |
| 2.0 GTI (110 kW) Eng.ABF 8/91-9/97 | | | | | | | | | | | | | | | | | | | | |
| 19-2500 | | | R | | | | | | | 17,46 | 50,29 | | | | | | | 14,73 | | |
| Golf III Van Variant (1H5) 5/93-12/99 | | | | | | | | | | | | | | | | | | | | |
| 1.4 (44 kW) Eng.ABD, AEX 5/93-7/95 | | | | | | | | | | | | | | | | | | | | |
| 19-2224 | | | F | | | | | | | 40 | 72 | | | | | | | 37 | | |
| 19-2500 | | | R | | | | | | | 17,46 | 50,29 | | | | | | | 14,73 | | |
| 1.8 (55 kW) Eng.AAM 7/93-2/99 | | | | | | | | | | | | | | | | | | | | |
| 19-2224 | | | F | | | | | | | 40 | 72 | | | | | | | 37 | | |
| 19-2500 | | | R | | | | | | | 17,46 | 50,29 | | | | | | | 14,73 | | |
| 1.8 (66 kW) Eng.ABS, ADZ 8/93-12/99 | | | | | | | | | | | | | | | | | | | | |
| 19-2224 | | | F | | | | | | | 40 | 72 | | | | | | | 37 | | |
| 19-2500 | | | R | | | | | | | 17,46 | 50,29 | | | | | | | 14,73 | | |
| 1.9 (47 kW) Eng.1Y 8/93-2/99 | | | | | | | | | | | | | | | | | | | | |
| 19-2224 | | | F | | | | | | | 40 | 72 | | | | | | | 37 | | |
| 19-2500 | | | R | | | | | | | 17,46 | 50,29 | | | | | | | 14,73 | | |
| 1.9 SDI (47 kW) Eng.AEY 7/95-2/99 | | | | | | | | | | | | | | | | | | | | |
| 19-2224 | | | F | | | | | | | 40 | 72 | | | | | | | 37 | | |
| 19-2500 | | | R | | | | | | | 17,46 | 50,29 | | | | | | | 14,73 | | |
| 1.9 TDI (66 kW) Eng.1Z, AHU 8/93-12/99 | | | | | | | | | | | | | | | | | | | | |
| 19-2224 | | | F | | | | | | | 40 | 72 | | | | | | | 37 | | |

VOLKSWAGEN LCV

| METELLI ref | Spare Parts | | F/R | L/R | | | ABS | A | B | C | D | E | F | G | H | I | L | M | Fig | NOTE |
|---|-------------|--|-----|-----|--|--|-----|---|---|-------|-------|-----|---|---|---|---|-------|---|-----|------|
| 19-2500 | | | R | | | | | | | 17,46 | 50,29 | | | | | | 14,73 | | | |
| 1.9 TDI (81 kW) Eng.AFN 5/96-2/99 | | | | | | | | | | | | | | | | | | | | |
| 19-2224 | | | F | | | | | | | 40 | 72 | | | | | | 37 | | | |
| 19-2500 | | | R | | | | | | | 17,46 | 50,29 | | | | | | 14,73 | | | |
| Golf IV Van (1J1) 10/97-5/04 | | | | | | | | | | | | | | | | | | | | |
| 1.9 SDI (50 kW) Eng.AQM 11/98-5/04 | | | | | | | | | | | | | | | | | | | | |
| 19-1595 | | | F | | | | | | | 40 | 74 | | | | | | 40 | | | |
| 19-2499 | | | R | | | | 43 | | | 30 | | 120 | | | | | 63,5 | | | |
| 1.9 TDI (66 kW) Eng.AGR 5/00-9/02 | | | | | | | | | | | | | | | | | | | | |
| 19-1595 | | | F | | | | | | | 40 | 74 | | | | | | 40 | | | |
| 19-2499 | | | R | | | | 43 | | | 30 | | 120 | | | | | 63,5 | | | |
| 1.9 TDI (81 kW) Eng.AHF 10/97-5/04 | | | | | | | | | | | | | | | | | | | | |
| 19-1595 | | | F | | | | | | | 40 | 74 | | | | | | 40 | | | |
| 19-2499 | | | R | | | | 43 | | | 30 | | 120 | | | | | 63,5 | | | |
| 1.9 TDI (96 kW) Eng.ASZ 4/01-5/04 | | | | | | | | | | | | | | | | | | | | |
| 19-1595 | | | F | | | | | | | 40 | 74 | | | | | | 40 | | | |
| 19-2499 | | | R | | | | 43 | | | 30 | | 120 | | | | | 63,5 | | | |
| 1.9 TDI 4motion (85 kW) Eng.AUY 1/00-4/01 | | | | | | | | | | | | | | | | | | | | |
| 19-1595 | | | F/R | | | | | | | 40 | 74 | | | | | | 40 | | | |
| Golf IV Van Variant (1J5) 5/99-6/06 | | | | | | | | | | | | | | | | | | | | |
| 1.6 (77 kW) Eng.AUS, AZD, BCB 5/00-6/06 | | | | | | | | | | | | | | | | | | | | |
| 19-1595 | | | F | | | | | | | 40 | 74 | | | | | | 40 | | | |
| 19-2499 | | | R | | | | 43 | | | 30 | | 120 | | | | | 63,5 | | | |
| 1.9 SDi (50 kW) Eng.AQM 5/99-5/06 | | | | | | | | | | | | | | | | | | | | |
| 19-1595 | | | F | | | | | | | 40 | 74 | | | | | | 40 | | | |
| 19-2499 | | | R | | | | 43 | | | 30 | | 120 | | | | | 63,5 | | | |

VOLKSWAGEN LCV

| METELLI ref | Spare Parts | | F/R | L/R | | ABS | A | B | C | D | E | F | G | H | I | L | M | Fig | NOTE |
|--|-------------|--|-----|-----|--|-----|---|---|----|----|-----|---|---|---|---|---|---|------|------------|
| 1.9 TDi (66 kW) Eng.AGR, ALH 5/99-5/06 | | | | | | | | | | | | | | | | | | | |
| 19-1595 | | | F | | | | | | 40 | 74 | | | | | | | | 40 | |
| 19-2499 | | | R | | | 43 | | | 30 | | 120 | | | | | | | 63,5 | |
| 1.9 TDi (74 kW) Eng.ATD, AXR 2/00-6/06 | | | | | | | | | | | | | | | | | | | |
| 19-1595 | | | F | | | | | | 40 | 74 | | | | | | | | 40 | |
| 19-2499 | | | R | | | 43 | | | 30 | | 120 | | | | | | | 63,5 | |
| 1.9 TDi (81 kW) Eng.AHF, ASV 5/99-5/06 | | | | | | | | | | | | | | | | | | | |
| 19-1595 | | | F | | | | | | 40 | 74 | | | | | | | | 40 | |
| 19-2499 | | | R | | | 43 | | | 30 | | 120 | | | | | | | 63,5 | |
| 1.9 TDi (85 kW) Eng.AJM 5/99-4/02 | | | | | | | | | | | | | | | | | | | |
| 19-1595 | | | F | | | | | | 40 | 74 | | | | | | | | 40 | |
| 19-2499 | | | R | | | 43 | | | 30 | | 120 | | | | | | | 63,5 | |
| 1.9 TDi (96 kW) Eng.ASZ 4/01-5/06 | | | | | | | | | | | | | | | | | | | |
| 19-1595 | | | F | | | | | | 40 | 74 | | | | | | | | 40 | |
| 19-2499 | | | R | | | 43 | | | 30 | | 120 | | | | | | | 63,5 | |
| Golf Plus Van (521) 1/09-8/14 | | | | | | | | | | | | | | | | | | | |
| 1.2 TSi (77 kW) Eng.CBZB 11/09-8/14 | | | | | | | | | | | | | | | | | | | |
| 19-2317 | | | F | | | | | | | | 137 | | | | | | | 84 | Disc 288mm |
| 19-2780 | | | F | | | | | | | | 136 | | | | | | | 84 | Disc 280mm |
| 1.4 TSi (90 kW) Eng.CAXA 1/09-8/14 | | | | | | | | | | | | | | | | | | | |
| 19-2317 | | | F | | | | | | | | 137 | | | | | | | 84 | Disc 288mm |
| 19-2780 | | | F | | | | | | | | 136 | | | | | | | 84 | Disc 280mm |
| 1.4 TSi (118 kW) Eng.CAVD 1/09-9/12 | | | | | | | | | | | | | | | | | | | |
| 19-2317 | | | F | | | | | | | | 137 | | | | | | | 84 | Disc 288mm |
| 19-2780 | | | F | | | | | | | | 136 | | | | | | | 84 | Disc 280mm |
| 1.6 TDi (66 kW) Eng.CAYB 2/09-8/14 | | | | | | | | | | | | | | | | | | | |
| 19-2317 | | | F | | | | | | | | 137 | | | | | | | 84 | Disc 288mm |
| 19-2780 | | | F | | | | | | | | 136 | | | | | | | 84 | Disc 280mm |

VOLKSWAGEN LCV

| METELLI ref | Spare Parts | F/R | L/R | ABS | A | B | C | D | E | F | G | H | I | L | M | Fig | NOTE |
|--|-------------|-----|-----|-----|---|---|---|---|-----|---|---|---|---|----|---|-----|------------|
| 1.6 TDi (77 kW) Eng.CAYC 2/09-8/14 | | | | | | | | | | | | | | | | | |
| 19-2317 | | F | | | | | | | 137 | | | | | 84 | | | Disc 288mm |
| 19-2780 | | F | | | | | | | 136 | | | | | 84 | | | Disc 280mm |
| 2.0 TDi (103 kW) Eng.CFHC 11/09-8/14 | | | | | | | | | | | | | | | | | |
| 19-2317 | | F | | | | | | | 137 | | | | | 84 | | | Disc 288mm |
| 19-2780 | | F | | | | | | | 136 | | | | | 84 | | | Disc 280mm |
| Golf VI Van (5K1_) 10/08-11/12 | | | | | | | | | | | | | | | | | |
| 1.2 TSi (63 kW) Eng.CBZA 5/10-11/12 | | | | | | | | | | | | | | | | | |
| 19-2317 | | F | | | | | | | 137 | | | | | 84 | | | Disc 288mm |
| 19-2780 | | F | | | | | | | 136 | | | | | 84 | | | Disc 280mm |
| 1.2 TSi BlueMotion (77 kW) Eng.CBZB 5/09-11/12 | | | | | | | | | | | | | | | | | |
| 19-2317 | | F | | | | | | | 137 | | | | | 84 | | | Disc 288mm |
| 19-2780 | | F | | | | | | | 136 | | | | | 84 | | | Disc 280mm |
| 1.4 TSi (118 kW) Eng.CAVD 10/08-11/12 | | | | | | | | | | | | | | | | | |
| 19-2317 | | F | | | | | | | 137 | | | | | 84 | | | Disc 288mm |
| 19-2780 | | F | | | | | | | 136 | | | | | 84 | | | Disc 280mm |
| 1.6 TDi (66 kW) Eng.CAYB 2/09-11/12 | | | | | | | | | | | | | | | | | |
| 19-2317 | | F | | | | | | | 137 | | | | | 84 | | | Disc 288mm |
| 19-2780 | | F | | | | | | | 136 | | | | | 84 | | | Disc 280mm |
| 1.6 TDi BlueMotion (77 kW) Eng.CAYC 5/09-11/12 | | | | | | | | | | | | | | | | | |
| 19-2317 | | F | | | | | | | 137 | | | | | 84 | | | Disc 288mm |
| 19-2780 | | F | | | | | | | 136 | | | | | 84 | | | Disc 280mm |
| 2.0 GTi (155 kW) Eng.CCZB 2/09-11/12 | | | | | | | | | | | | | | | | | |
| 19-2317 | | F | | | | | | | 137 | | | | | 84 | | | |
| 2.0 TDi (103 kW) Eng.CFFB, CJAA 9/09-11/12 | | | | | | | | | | | | | | | | | |
| 19-2317 | | F | | | | | | | 137 | | | | | 84 | | | Disc 288mm |
| 19-2780 | | F | | | | | | | 136 | | | | | 84 | | | Disc 280mm |

VOLKSWAGEN LCV

| METELLI ref | Spare Parts | | F/R | L/R | | | ABS | A | B | C | D | E | F | G | H | I | L | M | Fig | NOTE |
|--|-------------|--|-----|-----|--|--|-----|---|---|---|---|-------|---|---|---|---|---|----|-----|------------|
| 2.0 TDi (125 kW) Eng.CFGB 5/10-11/12 | | | | | | | | | | | | | | | | | | | | |
| 19-2317 | | | F | | | | | | | | | 137 | | | | | | 84 | | Disc 288mm |
| 19-2780 | | | F | | | | | | | | | 136 | | | | | | 84 | | Disc 280mm |
| 2.0 TSi R 4motion (199 kW) Eng.CDLF 11/09-11/12 | | | | | | | | | | | | | | | | | | | | |
| 19-2317 | | | F | | | | | | | | | 137 | | | | | | 84 | | |
| TSi (90 kW) Eng.CAXA 10/08-11/12 | | | | | | | | | | | | | | | | | | | | |
| 19-2317 | | | F | | | | | | | | | 137 | | | | | | 84 | | Disc 288mm |
| 19-2780 | | | F | | | | | | | | | 136 | | | | | | 84 | | Disc 280mm |
| Golf VI Van Variant (AJ5) 7/09-5/19 | | | | | | | | | | | | | | | | | | | | |
| 1.2 TSi (77 kW) Eng.CBZB 9/09-5/14 | | | | | | | | | | | | | | | | | | | | |
| 19-2317 | | | F | | | | | | | | | 137 | | | | | | 84 | | |
| 19-2704 | | | R | | | | | | | | | 136,9 | | | | | | | | |
| 1.4 TSi (90 kW) Eng.CAXA 7/09-5/14 | | | | | | | | | | | | | | | | | | | | |
| 19-2317 | | | F | | | | | | | | | 137 | | | | | | 84 | | |
| 19-2704 | | | R | | | | | | | | | 136,9 | | | | | | | | |
| 1.4 TSi (118 kW) Eng.CAVD 7/09-10/12 | | | | | | | | | | | | | | | | | | | | |
| 19-2317 | | | F | | | | | | | | | 137 | | | | | | 84 | | |
| 19-2704 | | | R | | | | | | | | | 136,9 | | | | | | | | |
| 1.6 TDi (66 kW) Eng.CAYB 12/09-10/12 | | | | | | | | | | | | | | | | | | | | |
| 19-2317 | | | F | | | | | | | | | 137 | | | | | | 84 | | |
| 19-2704 | | | R | | | | | | | | | 136,9 | | | | | | | | |
| 1.6 TDi BlueMotion (77 kW) Eng.CAYC 7/09-5/14 | | | | | | | | | | | | | | | | | | | | |
| 19-2317 | | | F | | | | | | | | | 137 | | | | | | 84 | | |
| 19-2704 | | | R | | | | | | | | | 136,9 | | | | | | | | |
| 2.0 TDi (103 kW) Eng.CBDB, CFHC 7/09-5/14 | | | | | | | | | | | | | | | | | | | | |
| 19-2317 | | | F | | | | | | | | | 137 | | | | | | 84 | | |

VOLKSWAGEN LCV

| METELLI ref | Spare Parts | | F/R | L/R | | | ABS | A | B | C | D | E | F | G | H | I | L | M | Fig | NOTE |
|--|-------------|--|-----|-----|--|--|-----|---|----|---|---|-------|---|---|---|---|---|----|-----|------------|
| 19-2704 | | | R | | | | | | | | | 136,9 | | | | | | | | |
| Golf VII Van (5G1) 8/12-1/70 | | | | | | | | | | | | | | | | | | | | |
| 1.2 TSi BlueMotion (63 kW) Eng.CJZB 8/12-3/17 | | | | | | | | | | | | | | | | | | | | |
| 19-2364 | | | F | | | | | | 36 | | | 136,4 | | | | | | 84 | | Disc 312mm |
| 19-2705 | | | R | | | | | | 30 | | | 136,5 | | | | | | | | |
| 19-2780 | | | F | | | | | | | | | 136 | | | | | | 84 | | Disc 288mm |
| 1.2 TSi BlueMotion (77 kW) Eng.CJZA 11/12-3/17 | | | | | | | | | | | | | | | | | | | | |
| 19-2364 | | | F | | | | | | 36 | | | 136,4 | | | | | | 84 | | Disc 312mm |
| 19-2705 | | | R | | | | | | 30 | | | 136,5 | | | | | | | | |
| 19-2780 | | | F | | | | | | | | | 136 | | | | | | 84 | | Disc 288mm |
| 1.4 TSi BlueMotion (90 kW) Eng.CXSA 5/13-3/17 | | | | | | | | | | | | | | | | | | | | |
| 19-2364 | | | F | | | | | | 36 | | | 136,4 | | | | | | 84 | | Disc 312mm |
| 19-2705 | | | R | | | | | | 30 | | | 136,5 | | | | | | | | |
| 19-2780 | | | F | | | | | | | | | 136 | | | | | | 84 | | Disc 288mm |
| 1.4 TSi BlueMotion (103 kW) Eng.CHPA 8/12-3/17 | | | | | | | | | | | | | | | | | | | | |
| 19-2364 | | | F | | | | | | 36 | | | 136,4 | | | | | | 84 | | Disc 312mm |
| 19-2705 | | | R | | | | | | 30 | | | 136,5 | | | | | | | | |
| 19-2780 | | | F | | | | | | | | | 136 | | | | | | 84 | | Disc 288mm |
| 1.6 TDi BlueMotion (66 kW) Eng.CRKA 4/13-11/14 | | | | | | | | | | | | | | | | | | | | |
| 19-2364 | | | F | | | | | | 36 | | | 136,4 | | | | | | 84 | | Disc 312mm |
| 19-2705 | | | R | | | | | | 30 | | | 136,5 | | | | | | | | |
| 19-2780 | | | F | | | | | | | | | 136 | | | | | | 84 | | Disc 288mm |
| 1.6 TDi BlueMotion (77 kW) Eng.CLHA 8/12-3/17 | | | | | | | | | | | | | | | | | | | | |
| 19-2364 | | | F | | | | | | 36 | | | 136,4 | | | | | | 84 | | Disc 312mm |
| 19-2705 | | | R | | | | | | 30 | | | 136,5 | | | | | | | | |
| 19-2780 | | | F | | | | | | | | | 136 | | | | | | 84 | | Disc 288mm |
| 1.6 TDi BlueMotion (81 kW) Eng.CRKB, CXXB 11/13-3/17 | | | | | | | | | | | | | | | | | | | | |
| 19-2364 | | | F | | | | | | 36 | | | 136,4 | | | | | | 84 | | Disc 312mm |

VOLKSWAGEN LCV

| METELLI ref | Spare Parts | | F/R | L/R | | ABS | A | B | C | D | E | F | G | H | I | L | M | Fig | NOTE |
|---|-------------|--|-----|-----|--|-----|---|----|---|---|-------|---|---|---|---|----|---|-----|------------|
| 19-2705 | | | R | | | | | 30 | | | 136,5 | | | | | | | | |
| 19-2780 | | | F | | | | | | | | 136 | | | | | 84 | | | Disc 288mm |
| 2.0 GTD (135 kW) Eng.CUNA 4/13-3/17 | | | | | | | | | | | | | | | | | | | |
| 19-2364 | | | F | | | | | 36 | | | 136,4 | | | | | 84 | | | Disc 312mm |
| 19-2705 | | | R | | | | | 30 | | | 136,5 | | | | | | | | |
| 2.0 GTi (162 kW) Eng.CHHB 4/13-3/17 | | | | | | | | | | | | | | | | | | | |
| 19-2364 | | | F | | | | | 36 | | | 136,4 | | | | | 84 | | | Disc 312mm |
| 19-2705 | | | R | | | | | 30 | | | 136,5 | | | | | | | | |
| 2.0 GTi (169 kW) Eng.CHHA 4/15-3/17 | | | | | | | | | | | | | | | | | | | |
| 19-2364 | | | F | | | | | 36 | | | 136,4 | | | | | 84 | | | Disc 312mm |
| 19-2705 | | | R | | | | | 30 | | | 136,5 | | | | | | | | |
| 2.0 TDi BlueMotion (110 kW) Eng.CKFC 5/13-5/14 | | | | | | | | | | | | | | | | | | | |
| 19-2364 | | | F | | | | | 36 | | | 136,4 | | | | | 84 | | | Disc 312mm |
| 19-2705 | | | R | | | | | 30 | | | 136,5 | | | | | | | | |
| 19-2780 | | | F | | | | | | | | 136 | | | | | 84 | | | Disc 288mm |
| 2.0 TDi BlueMotion 4motion (110 kW) Eng.CRBC 5/13-5/14 | | | | | | | | | | | | | | | | | | | |
| 19-2364 | | | F | | | | | 36 | | | 136,4 | | | | | 84 | | | Disc 312mm |
| 19-2780 | | | F | | | | | | | | 136 | | | | | 84 | | | Disc 288mm |
| Golf VII Van Variant (BA5) 4/13-3/17 | | | | | | | | | | | | | | | | | | | |
| 1.2 TSi BlueMotion (63 kW) Eng.CJZB, CYVA 5/13-3/17 | | | | | | | | | | | | | | | | | | | |
| 19-2364 | | | F | | | | | 36 | | | 136,4 | | | | | 84 | | | Disc 312mm |
| 19-2705 | | | R | | | | | 30 | | | 136,5 | | | | | | | | |
| 19-2780 | | | F | | | | | | | | 136 | | | | | 84 | | | Disc 288mm |
| 1.2 TSi BlueMotion (77 kW) Eng.CJZA 4/13-3/17 | | | | | | | | | | | | | | | | | | | |
| 19-2364 | | | F | | | | | 36 | | | 136,4 | | | | | 84 | | | Disc 312mm |
| 19-2705 | | | R | | | | | 30 | | | 136,5 | | | | | | | | |
| 19-2780 | | | F | | | | | | | | 136 | | | | | 84 | | | Disc 288mm |

VOLKSWAGEN LCV

| METELLI ref | Spare Parts | | F/R | L/R | | | ABS | A | B | C | D | E | F | G | H | I | L | M | Fig | NOTE | |
|---|-------------|--|-----|-----|--|--|-----|---|----|---|---|-------|---|---|---|---|---|---|-----|------|------------|
| 1.4 TSi BlueMotion (90 kW) Eng.CXSA 5/13-3/17 | | | | | | | | | | | | | | | | | | | | | |
| 19-2364 | | | F | | | | | | 36 | | | 136,4 | | | | | | | 84 | | Disc 312mm |
| 19-2705 | | | R | | | | | | 30 | | | 136,5 | | | | | | | | | |
| 19-2780 | | | F | | | | | | | | | 136 | | | | | | | 84 | | Disc 288mm |
| 1.4 TSi BlueMotion (103 kW) Eng.CHPA 5/13-3/17 | | | | | | | | | | | | | | | | | | | | | |
| 19-2364 | | | F | | | | | | 36 | | | 136,4 | | | | | | | 84 | | Disc 312mm |
| 19-2705 | | | R | | | | | | 30 | | | 136,5 | | | | | | | | | |
| 19-2780 | | | F | | | | | | | | | 136 | | | | | | | 84 | | Disc 288mm |
| 1.6 TDi BlueMotion (66 kW) Eng.CLHB, CRKA, CXXA 5/13-3/17 | | | | | | | | | | | | | | | | | | | | | |
| 19-2364 | | | F | | | | | | 36 | | | 136,4 | | | | | | | 84 | | Disc 312mm |
| 19-2705 | | | R | | | | | | 30 | | | 136,5 | | | | | | | | | |
| 19-2780 | | | F | | | | | | | | | 136 | | | | | | | 84 | | Disc 288mm |
| 1.6 TDi BlueMotion (77 kW) Eng.CLHA 5/13-3/17 | | | | | | | | | | | | | | | | | | | | | |
| 19-2364 | | | F | | | | | | 36 | | | 136,4 | | | | | | | 84 | | Disc 312mm |
| 19-2705 | | | R | | | | | | 30 | | | 136,5 | | | | | | | | | |
| 19-2780 | | | F | | | | | | | | | 136 | | | | | | | 84 | | Disc 288mm |
| 1.6 TDi BlueMotion (81 kW) Eng.CRKB 5/13-3/17 | | | | | | | | | | | | | | | | | | | | | |
| 19-2364 | | | F | | | | | | 36 | | | 136,4 | | | | | | | 84 | | Disc 312mm |
| 19-2705 | | | R | | | | | | 30 | | | 136,5 | | | | | | | | | |
| 19-2780 | | | F | | | | | | | | | 136 | | | | | | | 84 | | Disc 288mm |
| 1.6 TDi BlueMotion 4motion (77 kW) Eng.CLHA 5/13-3/17 | | | | | | | | | | | | | | | | | | | | | |
| 19-2364 | | | F | | | | | | 36 | | | 136,4 | | | | | | | 84 | | Disc 312mm |
| 19-2780 | | | F | | | | | | | | | 136 | | | | | | | 84 | | Disc 288mm |
| 2.0 TDi BlueMotion (110 kW) Eng.CRBC, CRLB 4/13-3/17 | | | | | | | | | | | | | | | | | | | | | |
| 19-2364 | | | F | | | | | | 36 | | | 136,4 | | | | | | | 84 | | Disc 312mm |
| 19-2705 | | | R | | | | | | 30 | | | 136,5 | | | | | | | | | |
| 19-2780 | | | F | | | | | | | | | 136 | | | | | | | 84 | | Disc 288mm |
| 2.0 TDi BlueMotion 4motion (110 kW) Eng.CRBC, CRLB 4/13-3/17 | | | | | | | | | | | | | | | | | | | | | |
| 19-2364 | | | F | | | | | | 36 | | | 136,4 | | | | | | | 84 | | Disc 312mm |

VOLKSWAGEN LCV

| METELLI ref | Spare Parts | | F/R | L/R | | ABS | A | B | C | D | E | F | G | H | I | L | M | Fig | NOTE |
|--|-------------|--|-----|-----|--|-----|---|---|------|----|-----|---|---|---|---|----|---|-------|------------|
| 19-2780 | | | F | | | | | | | | 136 | | | | | 84 | | | Disc 288mm |
| Multivan V (7HM, 7HN, 7HF, 7EF, 7EM, 7EN) 4/03-8/15 | | | | | | | | | | | | | | | | | | | |
| 1.9 TDI (62 kW) Eng.BRR 1/06-11/09 | | | | | | | | | | | | | | | | | | | |
| 19-2356 | | | F/R | | | | | | 29,2 | 85 | 149 | | | | | | | 102,5 | |
| 1.9 TDI (63 kW) Eng.AXC 4/03-11/09 | | | | | | | | | | | | | | | | | | | |
| 19-2356 | | | F/R | | | | | | 29,2 | 85 | 149 | | | | | | | 102,5 | |
| 1.9 TDI (75 kW) Eng.BRS 6/06-11/09 | | | | | | | | | | | | | | | | | | | |
| 19-2356 | | | F/R | | | | | | 29,2 | 85 | 149 | | | | | | | 102,5 | |
| 1.9 TDI (77 kW) Eng.AXB (04.03-.) 4/03-11/09 | | | | | | | | | | | | | | | | | | | |
| 19-2356 | | | F/R | | | | | | 29,2 | 85 | 149 | | | | | | | 102,5 | |
| 2.0 (85 kW) Eng.AXA 11/03-8/15 | | | | | | | | | | | | | | | | | | | |
| 19-2356 | | | F/R | | | | | | 29,2 | 85 | 149 | | | | | | | 102,5 | |
| 2.0 BiTDI (132 kW) Eng.CFCA 9/09-8/15 | | | | | | | | | | | | | | | | | | | |
| 19-2356 | | | F/R | | | | | | 29,2 | 85 | 149 | | | | | | | 102,5 | |
| 2.0 BiTDI 4motion (132 kW) Eng.CFCA 9/09-8/15 | | | | | | | | | | | | | | | | | | | |
| 19-2356 | | | F/R | | | | | | 29,2 | 85 | 149 | | | | | | | 102,5 | |
| 2.0 TDI (62 kW) Eng.CAAA 9/09-8/15 | | | | | | | | | | | | | | | | | | | |
| 19-2356 | | | F/R | | | | | | 29,2 | 85 | 149 | | | | | | | 102,5 | |
| 2.0 TDI (75 kW) Eng.CAAB 9/09-8/15 | | | | | | | | | | | | | | | | | | | |
| 19-2356 | | | F/R | | | | | | 29,2 | 85 | 149 | | | | | | | 102,5 | |
| 2.0 TDI (84 kW) Eng.CAAD 5/11-8/15 | | | | | | | | | | | | | | | | | | | |
| 19-2356 | | | F/R | | | | | | 29,2 | 85 | 149 | | | | | | | 102,5 | |
| 2.0 TDI (100 kW) Eng.CAAE, CCHB 5/10-8/15 | | | | | | | | | | | | | | | | | | | |
| 19-2356 | | | F/R | | | | | | 29,2 | 85 | 149 | | | | | | | 102,5 | |
| 2.0 TDI (103 kW) Eng.CAAC, CCHA 9/09-8/15 | | | | | | | | | | | | | | | | | | | |
| 19-2356 | | | F/R | | | | | | 29,2 | 85 | 149 | | | | | | | 102,5 | |
| 2.0 TDI 4motion (100 kW) Eng.CAAE, CCHB 5/10-8/15 | | | | | | | | | | | | | | | | | | | |
| 19-2356 | | | F/R | | | | | | 29,2 | 85 | 149 | | | | | | | 102,5 | |

VOLKSWAGEN LCV

| METELLI ref | Spare Parts | F/R | L/R | ABS | A | B | C | D | E | F | G | H | I | L | M | Fig | NOTE |
|---|-------------|-----|-----|-----|---|---|------|----|-----|---|---|---|---|-------|---|-----|------|
| 2.0 TDI 4motion (103 kW) Eng.CAAC, CCHA 9/09-8/15 | | | | | | | | | | | | | | | | | |
| 19-2356 | | F/R | | | | | 29,2 | 85 | 149 | | | | | 102,5 | | | |
| 2.0 TSI (110 kW) Eng.CJKB 7/12-8/15 | | | | | | | | | | | | | | | | | |
| 19-2356 | | F/R | | | | | 29,2 | 85 | 149 | | | | | 102,5 | | | |
| 2.0 TSI (150 kW) Eng.CJKA 5/11-8/15 | | | | | | | | | | | | | | | | | |
| 19-2356 | | F/R | | | | | 29,2 | 85 | 149 | | | | | 102,5 | | | |
| 2.0 TSI 4motion (150 kW) Eng.CJKA 7/11-8/15 | | | | | | | | | | | | | | | | | |
| 19-2356 | | F/R | | | | | 29,2 | 85 | 149 | | | | | 102,5 | | | |
| 2.5 TDI (96 kW) Eng.AXD (04.03-), BNZ 4/03-11/09 | | | | | | | | | | | | | | | | | |
| 19-2356 | | F/R | | | | | 29,2 | 85 | 149 | | | | | 102,5 | | | |
| 2.5 TDI (120 kW) Eng.BLJ 11/03-11/09 | | | | | | | | | | | | | | | | | |
| 19-2356 | | F/R | | | | | 29,2 | 85 | 149 | | | | | 102,5 | | | |
| 2.5 TDI (128 kW) Eng.AXE (04.03-), BPC 4/03-11/09 | | | | | | | | | | | | | | | | | |
| 19-2356 | | F/R | | | | | 29,2 | 85 | 149 | | | | | 102,5 | | | |
| 2.5 TDI 4motion (96 kW) Eng.AXD, BNZ 7/04-11/09 | | | | | | | | | | | | | | | | | |
| 19-2356 | | F/R | | | | | 29,2 | 85 | 149 | | | | | 102,5 | | | |
| 2.5 TDI 4motion (128 kW) Eng.AXE, BPC 7/04-11/09 | | | | | | | | | | | | | | | | | |
| 19-2356 | | F/R | | | | | 29,2 | 85 | 149 | | | | | 102,5 | | | |
| 3.2 V6 (170 kW) Eng.BDL 2/04-6/04 | | | | | | | | | | | | | | | | | |
| 19-2356 | | F/R | | | | | 29,2 | 85 | 149 | | | | | 102,5 | | | |
| 3.2 V6 (173 kW) Eng.BKK (02.04-12.09), CFLA (05.08-12.09) 2/04-12/09 | | | | | | | | | | | | | | | | | |
| 19-2356 | | F/R | | | | | 29,2 | 85 | 149 | | | | | 102,5 | | | |
| 3.2 V6 4motion (173 kW) Eng.BKK (07.04-12.09), CFLA (05.08-12.09) 7/04-12/09 | | | | | | | | | | | | | | | | | |
| 19-2356 | | F/R | | | | | 29,2 | 85 | 149 | | | | | 102,5 | | | |
| Multivan VI (SGF, SGM, SGN) 4/15-1/70 | | | | | | | | | | | | | | | | | |
| 2.0 TDI (62 kW) Eng.CAAA, CXGA 4/15-7/19 | | | | | | | | | | | | | | | | | |
| 19-2356 | | F/R | | | | | 29,2 | 85 | 149 | | | | | 102,5 | | | |

VOLKSWAGEN LCV

| METELLI ref | Spare Parts | | F/R | L/R | | | ABS | A | B | C | D | E | F | G | H | I | L | M | Fig | NOTE |
|--|-------------|--|-----|-----|--|--|-----|---|---|------|----|-----|---|---|---|---|---|---|-------|------|
| 2.0 TDI (75 kW) Eng.CAAB, CXGB 4/15-12/19 | | | | | | | | | | | | | | | | | | | | |
| 19-2356 | | | F/R | | | | | | | 29,2 | 85 | 149 | | | | | | | 102,5 | |
| 2.0 TDI (81 kW) Eng.CXHC, DNAB (12.20-.) 7/19-1/70 | | | | | | | | | | | | | | | | | | | | |
| 19-2356 | | | F/R | | | | | | | 29,2 | 85 | 149 | | | | | | | 102,5 | |
| 2.0 TDI (84 kW) Eng.CXHB 5/16-8/19 | | | | | | | | | | | | | | | | | | | | |
| 19-2356 | | | F/R | | | | | | | 29,2 | 85 | 149 | | | | | | | 102,5 | |
| 2.0 TDI (103 kW) Eng.CAAC 4/15-12/19 | | | | | | | | | | | | | | | | | | | | |
| 19-2356 | | | F/R | | | | | | | 29,2 | 85 | 149 | | | | | | | 102,5 | |
| 2.0 TDI (110 kW) Eng.CXFA, CXHA, DNAA (10.20-.) 4/15-1/70 | | | | | | | | | | | | | | | | | | | | |
| 19-2356 | | | F/R | | | | | | | 29,2 | 85 | 149 | | | | | | | 102,5 | |
| 2.0 TDI (132 kW) Eng.CFCA 4/15-12/19 | | | | | | | | | | | | | | | | | | | | |
| 19-2356 | | | F/R | | | | | | | 29,2 | 85 | 149 | | | | | | | 102,5 | |
| 2.0 TDI (146 kW) Eng.CXEC 11/18-1/70 | | | | | | | | | | | | | | | | | | | | |
| 19-2356 | | | F/R | | | | | | | 29,2 | 85 | 149 | | | | | | | 102,5 | |
| 2.0 TDI (150 kW) Eng.CXEB, DMZA (02.21-.) 6/15-1/70 | | | | | | | | | | | | | | | | | | | | |
| 19-2356 | | | F/R | | | | | | | 29,2 | 85 | 149 | | | | | | | 102,5 | |
| 2.0 TDI 4motion (103 kW) Eng.CAAC 6/15-12/19 | | | | | | | | | | | | | | | | | | | | |
| 19-2356 | | | F/R | | | | | | | 29,2 | 85 | 149 | | | | | | | 102,5 | |
| 2.0 TDI 4motion (110 kW) Eng.CXFA, CXHA, DNAA (10.20-.) 8/15-1/70 | | | | | | | | | | | | | | | | | | | | |
| 19-2356 | | | F/R | | | | | | | 29,2 | 85 | 149 | | | | | | | 102,5 | |
| 2.0 TDI 4motion (132 kW) Eng.CFCA 6/15-12/19 | | | | | | | | | | | | | | | | | | | | |
| 19-2356 | | | F/R | | | | | | | 29,2 | 85 | 149 | | | | | | | 102,5 | |
| 2.0 TDI 4motion (146 kW) Eng.CXEC 12/18-1/70 | | | | | | | | | | | | | | | | | | | | |
| 19-2356 | | | F/R | | | | | | | 29,2 | 85 | 149 | | | | | | | 102,5 | |
| 2.0 TDI 4motion (150 kW) Eng.CXEB, DMZA (02.21-.) 6/15-1/70 | | | | | | | | | | | | | | | | | | | | |
| 19-2356 | | | F/R | | | | | | | 29,2 | 85 | 149 | | | | | | | 102,5 | |
| 2.0 TSI (110 kW) Eng.CJKB 4/15-7/19 | | | | | | | | | | | | | | | | | | | | |
| 19-2356 | | | F/R | | | | | | | 29,2 | 85 | 149 | | | | | | | 102,5 | |

VOLKSWAGEN LCV

| METELLI ref | Spare Parts | | F/R | L/R | | | ABS | A | B | C | D | E | F | G | H | I | L | M | Fig | NOTE |
|--|-------------|--|-----|-----|--|--|-----|---|----|-------|-------|-------|---|---|---|---|---|-------|-----|------|
| 2.0 TSI (150 kW) Eng.CJKA 4/15-7/19 | | | | | | | | | | | | | | | | | | | | |
| 19-2356 | | | F/R | | | | | | | 29,2 | 85 | 149 | | | | | | 102,5 | | |
| 2.0 TSI 4motion (150 kW) Eng.CJKA 6/15-7/19 | | | | | | | | | | | | | | | | | | | | |
| 19-2356 | | | F/R | | | | | | | 29,2 | 85 | 149 | | | | | | 102,5 | | |
| Passat (B3/B4, 315, 3A5) 9/89-12/96 | | | | | | | | | | | | | | | | | | | | |
| 1.8 (55 kW) Eng.AAM 10/93-12/96 | | | | | | | | | | | | | | | | | | | | |
| 19-2224 | | | F | | | | | | | 40 | 72 | | | | | | | 37 | | |
| 19-2500 | | | R | | | | | | | 17,46 | 50,29 | | | | | | | 14,73 | | |
| 1.9 TD (55 kW) Eng.AAZ 10/93-12/96 | | | | | | | | | | | | | | | | | | | | |
| 19-2224 | | | F | | | | | | | 40 | 72 | | | | | | | 37 | | |
| 19-2500 | | | R | | | | | | | 17,46 | 50,29 | | | | | | | 14,73 | | |
| 2.0 (85 kW) Eng.2E 8/91-12/95 | | | | | | | | | | | | | | | | | | | | |
| 19-2224 | | | F | | | | | | | 40 | 72 | | | | | | | 37 | | |
| 19-2500 | | | R | | | | | | | 17,46 | 50,29 | | | | | | | 14,73 | | |
| 2.0 Syncro (85 kW) Eng.2E 9/89-10/93 | | | | | | | | | | | | | | | | | | | | |
| 19-2224 | | | F | | | | | | | 40 | 72 | | | | | | | 37 | | |
| 19-2500 | | | R | | | | | | | 17,46 | 50,29 | | | | | | | 14,73 | | |
| Polo Van (6R)/ Polo Cityvan 3/09-1/70 | | | | | | | | | | | | | | | | | | | | |
| 1.0 (44 kW) Eng.CHYA 1/14-1/70 | | | | | | | | | | | | | | | | | | | | |
| 19-1587 | | | F | | | | | | 36 | | 72 | 126,5 | | | | | | 82,6 | | |
| 19-2558 | | | R | | | | | | 30 | 28 | | 120 | | | | | | 63 | | |
| 1.0 (55 kW) Eng.CHYB 1/14-1/70 | | | | | | | | | | | | | | | | | | | | |
| 19-1587 | | | F | | | | | | 36 | | 72 | 126,5 | | | | | | 82,6 | | |
| 19-2558 | | | R | | | | | | 30 | 28 | | 120 | | | | | | 63 | | |
| 1.0 TSI (70 kW) Eng.CHZB 11/14-1/70 | | | | | | | | | | | | | | | | | | | | |
| 19-1587 | | | F | | | | | | 36 | | 72 | 126,5 | | | | | | 82,6 | | |
| 19-2558 | | | R | | | | | | 30 | 28 | | 120 | | | | | | 63 | | |

VOLKSWAGEN LCV

| METELLI ref | Spare Parts | | F/R | L/R | | | ABS | A | B | C | D | E | F | G | H | I | L | M | Fig | NOTE |
|---|-------------|--|-----|-----|--|--|-----|---|----|-------|-------|-------|---|---|---|---|------|-------|-----|------|
| 19-2558 | | | R | | | | | | 30 | 28 | | 120 | | | | | 63 | | | |
| 1.4 TDI (66 kW) Eng.CUSB 2/14-1/70 | | | | | | | | | | | | | | | | | | | | |
| 19-1587 | | | F | | | | | | 36 | | 72 | 126,5 | | | | | 82,6 | | | |
| 19-2558 | | | R | | | | | | 30 | 28 | | 120 | | | | | 63 | | | |
| 1.4 TSI (110 kW) Eng.CZEA 5/14-1/70 | | | | | | | | | | | | | | | | | | | | |
| 19-1587 | | | F | | | | | | 36 | | 72 | 126,5 | | | | | 82,6 | | | |
| 19-2558 | | | R | | | | | | 30 | 28 | | 120 | | | | | 63 | | | |
| 1.6 TDi (55 kW) Eng.CAYA 6/09-5/14 | | | | | | | | | | | | | | | | | | | | |
| 19-1587 | | | F | | | | | | 36 | | 72 | 126,5 | | | | | 82,6 | | | |
| 19-2558 | | | R | | | | | | 30 | 28 | | 120 | | | | | 63 | | | |
| 1.6 TDi (77 kW) Eng.CAYC 6/09-5/14 | | | | | | | | | | | | | | | | | | | | |
| 19-1587 | | | F | | | | | | 36 | | 72 | 126,5 | | | | | 82,6 | | | |
| 19-2558 | | | R | | | | | | 30 | 28 | | 120 | | | | | 63 | | | |
| 1.6 TDi BlueMotion (66 kW) Eng.CAYB 6/09-5/14 | | | | | | | | | | | | | | | | | | | | |
| 19-1587 | | | F | | | | | | 36 | | 72 | 126,5 | | | | | 82,6 | | | |
| 19-2558 | | | R | | | | | | 30 | 28 | | 120 | | | | | 63 | | | |
| Polo Van Box body / Van / SW Van (6V5) 5/96-9/01 | | | | | | | | | | | | | | | | | | | | |
| 1.4 (44 kW) Eng.AEX 8/97-12/99 | | | | | | | | | | | | | | | | | | | | |
| 19-2224 | | | F | | | | | | | 40 | 72 | | | | | | | 37 | | |
| 1.4 (55 kW) Eng.AUA 6/00-9/01 | | | | | | | | | | | | | | | | | | | | |
| 19-2224 | | | F | | | | | | | 40 | 72 | | | | | | | 37 | | |
| 19-2741 | | | R | | | | 43 | | | 28 | | 120 | | | | | | 63,6 | | |
| 1.6 (55 kW) Eng.AEE 9/97-12/98 | | | | | | | | | | | | | | | | | | | | |
| 19-2224 | | | F | | | | | | | 40 | 72 | | | | | | | 37 | | |
| 19-2500 | | | R | | | | | | | 17,46 | 50,29 | | | | | | | 14,73 | | |
| 1.7 SDi (44 kW) Eng.AKU 8/97-12/99 | | | | | | | | | | | | | | | | | | | | |
| 19-2224 | | | F | | | | | | | 40 | 72 | | | | | | | 37 | | |

VOLKSWAGEN LCV

| METELLI ref | Spare Parts | | F/R | L/R | | | ABS | A | B | C | D | E | F | G | H | I | L | M | Fig | NOTE |
|---|-------------|--------|-----|-----|--|--|-----|---|---|-------|-------|-----|---|---|---|---|---|-------|-----|------|
| 1.9 SDi (47 kW) Eng.AEY 5/96-8/96 | | | | | | | | | | | | | | | | | | | | |
| 19-2224 | | | F | | | | | | | 40 | 72 | | | | | | | 37 | | |
| 19-2500 | | | R | | | | | | | 17,46 | 50,29 | | | | | | | 14,73 | | |
| 1.9 SDi (50 kW) Eng.AGP, AQM 10/99-9/01 | | | | | | | | | | | | | | | | | | | | |
| 19-2224 | | | F | | | | | | | 40 | 72 | | | | | | | 37 | | |
| 19-2741 | | | R | | | | 43 | | | 28 | | 120 | | | | | | 63,6 | | |
| Taro 4/89-3/97 | | | | | | | | | | | | | | | | | | | | |
| 1.8 (61 kW) Eng.2Y (04.89-09.94) 4/89-9/94 | | | | | | | | | | | | | | | | | | | | |
| 19-7001 | | | F | | | | | | | 21,43 | 65,09 | | | | | | | 18,29 | | |
| 2.2 (69 kW) Eng.4Y (06.89-07.94) 6/89-7/94 | | | | | | | | | | | | | | | | | | | | |
| 19-7001 | | | F | | | | | | | 21,43 | 65,09 | | | | | | | 18,29 | | |
| 2.4 D (58 kW) Eng.2L 7/94-3/97 | | | | | | | | | | | | | | | | | | | | |
| 19-7001 | | | F | | | | | | | 21,43 | 65,09 | | | | | | | 18,29 | | |
| 2.4 D (59 kW) Eng.2L 9/91-7/94 | | | | | | | | | | | | | | | | | | | | |
| 19-7001 | | | F | | | | | | | 21,43 | 65,09 | | | | | | | 18,29 | | |
| 2.4 D (61 kW) Eng.2L 6/89-3/97 | | | | | | | | | | | | | | | | | | | | |
| 19-7001 | | | F | | | | | | | 21,43 | 65,09 | | | | | | | 18,29 | | |
| Transporter I Platform/Chassis (26) 1/50-10/70 | | | | | | | | | | | | | | | | | | | | |
| 1.5 (32 kW) Eng.H 6/66-10/70 | | | | | | | | | | | | | | | | | | | | |
| 19-2245 | | 01/68- | F | | | | | | | 17,46 | 59,13 | | | | | | | 16,76 | | |
| 1.6 (35 kW) Eng.B 8/64-12/68 | | | | | | | | | | | | | | | | | | | | |
| 19-2245 | | 01/68- | F | | | | | | | 17,46 | 59,13 | | | | | | | 16,76 | | |
| Transporter II Bus 8/67-12/79 | | | | | | | | | | | | | | | | | | | | |
| 1.6 (34 kW) Eng.AF 8/67-7/70 | | | | | | | | | | | | | | | | | | | | |
| 19-2245 | | | F | | | | | | | 17,46 | 59,13 | | | | | | | 16,76 | | |

VOLKSWAGEN LCV

| METELLI ref | Spare Parts | | F/R | L/R | | | ABS | A | B | C | D | E | F | G | H | I | L | M | Fig | NOTE |
|--|-------------|--------|-----|-----|--|--|-----|---|---|-------|-------|---|---|---|---|---|---|-------|-----|------|
| 1.6 (37 kW) Eng.AD (08.71-07.73), AH (08.70-07.71), AS (08.73-04.7 8/70-4/79 | | | | | | | | | | | | | | | | | | | | |
| 19-2245 | | | F | | | | | | | 17,46 | 59,13 | | | | | | | 16,76 | | |
| 1.7 (49 kW) Eng.CA (08.71-07.73), CB (07.73-10.73) 8/71-10/73 | | | | | | | | | | | | | | | | | | | | |
| 19-2245 | | | F | | | | | | | 17,46 | 59,13 | | | | | | | 16,76 | | |
| 2.0 (51 kW) Eng.CJ (08.75-04.79), GD (08.75-06.77), GE (08.76-04.7 8/75-4/79 | | | | | | | | | | | | | | | | | | | | |
| 19-2245 | | | F | | | | | | | 17,46 | 59,13 | | | | | | | 16,76 | | |
| Transporter II Platform/Chassis 8/68-12/79 | | | | | | | | | | | | | | | | | | | | |
| 1.6 (37 kW) Eng.AD (-01.73), AS (01.73-) 8/68-7/79 | | | | | | | | | | | | | | | | | | | | |
| 19-2245 | | | F | | | | | | | 17,46 | 59,13 | | | | | | | 16,76 | | |
| Transporter II Van 8/68-12/79 | | | | | | | | | | | | | | | | | | | | |
| 1.6 (37 kW) Eng.AD (08.70-07.73), AS (08.73-07.79) 8/70-7/79 | | | | | | | | | | | | | | | | | | | | |
| 19-2245 | | | F | | | | | | | 17,46 | 59,13 | | | | | | | 16,76 | | |
| 1.7 (49 kW) Eng.CA (08.71-07.73), CB (08.71-12.73) 8/71-12/73 | | | | | | | | | | | | | | | | | | | | |
| 19-2245 | | | F | | | | | | | 17,46 | 59,13 | | | | | | | 16,76 | | |
| 2.0 (51 kW) Eng.CJ (08.76-07.79), GD (08.76-06.77), GE (08.76-06.7 8/76-7/79 | | | | | | | | | | | | | | | | | | | | |
| 19-2245 | | | F | | | | | | | 17,46 | 59,13 | | | | | | | 16,76 | | |
| Transporter III Bus/ Caravelle 5/79-7/92 | | | | | | | | | | | | | | | | | | | | |
| 1.6 (37 kW) Eng.CT, CZ 5/79-12/82 | | | | | | | | | | | | | | | | | | | | |
| 19-2248 | | 08/79- | F | | | | | | | 17,46 | 67,98 | | | | | | | 18 | | |
| 1.6 D (37 kW) Eng.CS 1/81-7/87 | | | | | | | | | | | | | | | | | | | | |
| 19-2248 | | -12/84 | F | | | | | | | 17,46 | 67,98 | | | | | | | 18 | | |
| 19-2249 | | 01/84- | F | | | | | | | 22 | 67,98 | | | | | | | 18 | | |
| 1.6 TD (51 kW) Eng.JX 8/84-7/92 | | | | | | | | | | | | | | | | | | | | |
| 19-2248 | | -12/84 | F | | | | | | | 17,46 | 67,98 | | | | | | | 18 | | |
| 19-2249 | | | F | | | | | | | 22 | 67,98 | | | | | | | 18 | | |

VOLKSWAGEN LCV

| METELLI ref | Spare Parts | | F/R | L/R | | | ABS | A | B | C | D | E | F | G | H | I | L | M | Fig | NOTE |
|---|-------------|--------|-----|-----|--|--|-----|---|---|-------|-------|---|---|---|---|---|----|---|-----|------|
| 1.7 D (42 kW) Eng.KY 10/86-7/92 | | | | | | | | | | | | | | | | | | | | |
| 19-2249 | | | F | | | | | | | 22 | 67,98 | | | | | | 18 | | | |
| 1.9 (44 kW) Eng.DF 8/82-7/92 | | | | | | | | | | | | | | | | | | | | |
| 19-2248 | | -12/84 | F | | | | | | | 17,46 | 67,98 | | | | | | 18 | | | |
| 19-2249 | | 01/84- | F | | | | | | | 22 | 67,98 | | | | | | 18 | | | |
| 1.9 (57 kW) Eng.DG 8/82-7/92 | | | | | | | | | | | | | | | | | | | | |
| 19-2248 | | -12/84 | F | | | | | | | 17,46 | 67,98 | | | | | | 18 | | | |
| 19-2249 | | 01/84- | F | | | | | | | 22 | 67,98 | | | | | | 18 | | | |
| 1.9 (61 kW) Eng.DH 1/83-7/85 | | | | | | | | | | | | | | | | | | | | |
| 19-2248 | | -12/84 | F | | | | | | | 17,46 | 67,98 | | | | | | 18 | | | |
| 19-2249 | | 01/84- | F | | | | | | | 22 | 67,98 | | | | | | 18 | | | |
| 1.9 (66 kW) Eng.GW 8/83-7/85 | | | | | | | | | | | | | | | | | | | | |
| 19-2248 | | -12/84 | F | | | | | | | 17,46 | 67,98 | | | | | | 18 | | | |
| 19-2249 | | 01/84- | F | | | | | | | 22 | 67,98 | | | | | | 18 | | | |
| 2.0 (51 kW) Eng.CU, CV 5/79-12/82 | | | | | | | | | | | | | | | | | | | | |
| 19-2248 | | 08/79- | F | | | | | | | 17,46 | 67,98 | | | | | | 18 | | | |
| 2.1 (64 kW) Eng.SR 10/86-7/92 | | | | | | | | | | | | | | | | | | | | |
| 19-2249 | | | F | | | | | | | 22 | 67,98 | | | | | | 18 | | | |
| 2.1 (70 kW) Eng.MV 8/85-7/92 | | | | | | | | | | | | | | | | | | | | |
| 19-2249 | | | F | | | | | | | 22 | 67,98 | | | | | | 18 | | | |
| 2.1 (82 kW) Eng.DJ 8/84-7/92 | | | | | | | | | | | | | | | | | | | | |
| 19-2249 | | | F | | | | | | | 22 | 67,98 | | | | | | 18 | | | |
| 2.1 Cat (70 kW) Eng.MV 6/89-7/92 | | | | | | | | | | | | | | | | | | | | |
| 19-2249 | | | F | | | | | | | 22 | 67,98 | | | | | | 18 | | | |
| 2.1 i (68 kW) Eng.SS 7/89-7/92 | | | | | | | | | | | | | | | | | | | | |
| 19-2249 | | | F | | | | | | | 22 | 67,98 | | | | | | 18 | | | |

VOLKSWAGEN LCV

| METELLI ref | Spare Parts | | F/R | L/R | | | ABS | A | B | C | D | E | F | G | H | I | L | M | Fig | NOTE |
|---|-------------|-------------|-----|-----|--|--|-----|---|---|-------|-------|---|---|---|---|---|---|----|-----|------|
| Transporter III Platform/Chassis 5/79-7/92 | | | | | | | | | | | | | | | | | | | | |
| 1.6 D (37 kW) Eng.CS 1/81-7/87 | | | | | | | | | | | | | | | | | | | | |
| 19-2248 | | -12/84 | F | | | | | | | 17,46 | 67,98 | | | | | | | 18 | | |
| 19-2249 | | 01/84- | F | | | | | | | 22 | 67,98 | | | | | | | 18 | | |
| 1.6 TD (51 kW) Eng.JX 10/84-7/92 | | | | | | | | | | | | | | | | | | | | |
| 19-2249 | | | F | | | | | | | 22 | 67,98 | | | | | | | 18 | | |
| 19-2249 | | | F | | | | | | | 22 | 67,98 | | | | | | | 18 | | |
| 1.7 D (42 kW) Eng.KY 7/89-7/92 | | | | | | | | | | | | | | | | | | | | |
| 19-2249 | | | F | | | | | | | 22 | 67,98 | | | | | | | 18 | | |
| 19-2249 | | | F | | | | | | | 22 | 67,98 | | | | | | | 18 | | |
| 1.9 (44 kW) Eng.DF 9/82-7/92 | | | | | | | | | | | | | | | | | | | | |
| 19-2248 | | -12/84 | F | | | | | | | 17,46 | 67,98 | | | | | | | 18 | | |
| 19-2249 | | 01/84- | F | | | | | | | 22 | 67,98 | | | | | | | 18 | | |
| 1.9 (57 kW) Eng.DG 8/82-7/92 | | | | | | | | | | | | | | | | | | | | |
| 19-2248 | | -12/84 | F | | | | | | | 17,46 | 67,98 | | | | | | | 18 | | |
| 19-2249 | | 01/84- | F | | | | | | | 22 | 67,98 | | | | | | | 18 | | |
| 1.9 (61 kW) Eng.DH 10/84-2/89 | | | | | | | | | | | | | | | | | | | | |
| 19-2248 | | -12/84 | F | | | | | | | 17,46 | 67,98 | | | | | | | 18 | | |
| 2.0 (51 kW) Eng.CU 5/79-4/86 | | | | | | | | | | | | | | | | | | | | |
| 19-2248 | | 08/79-12/84 | F | | | | | | | 17,46 | 67,98 | | | | | | | 18 | | |
| 19-2249 | | 01/84- | F | | | | | | | 22 | 67,98 | | | | | | | 18 | | |
| 2.1 (70 kW) Eng.MV 8/85-7/92 | | | | | | | | | | | | | | | | | | | | |
| 19-2249 | | | F | | | | | | | 22 | 67,98 | | | | | | | 18 | | |
| 2.1 (82 kW) Eng.DJ 3/86-7/92 | | | | | | | | | | | | | | | | | | | | |
| 19-2249 | | | F | | | | | | | 22 | 67,98 | | | | | | | 18 | | |

VOLKSWAGEN LCV

| METELLI ref | Spare Parts | | F/R | L/R | | | ABS | A | B | C | D | E | F | G | H | I | L | M | Fig | NOTE |
|---|-------------|-------------|-----|-----|--|--|-----|---|---|-------|-------|---|---|---|---|---|----|---|-----|------|
| 2.1 i (68 kW) Eng.SS 7/89-7/92 | | | | | | | | | | | | | | | | | | | | |
| 19-2249 | | | F | | | | | | | 22 | 67,98 | | | | | | 18 | | | |
| Transporter III Van 5/79-7/92 | | | | | | | | | | | | | | | | | | | | |
| 1.6 (37 kW) Eng.CT, CZ 5/79-12/82 | | | | | | | | | | | | | | | | | | | | |
| 19-2248 | | 08/79- | F | | | | | | | 17,46 | 67,98 | | | | | | 18 | | | |
| 1.6 D (37 kW) Eng.CS 1/81-7/87 | | | | | | | | | | | | | | | | | | | | |
| 19-2248 | | -12/84 | F | | | | | | | 17,46 | 67,98 | | | | | | 18 | | | |
| 19-2249 | | 01/84- | F | | | | | | | 22 | 67,98 | | | | | | 18 | | | |
| 1.6 TD (51 kW) Eng.JX 10/84-7/92 | | | | | | | | | | | | | | | | | | | | |
| 19-2248 | | -12/84 | F | | | | | | | 17,46 | 67,98 | | | | | | 18 | | | |
| 19-2249 | | | F | | | | | | | 22 | 67,98 | | | | | | 18 | | | |
| 1.7 D (42 kW) Eng.KY 8/84-7/92 | | | | | | | | | | | | | | | | | | | | |
| 19-2249 | | | F | | | | | | | 22 | 67,98 | | | | | | 18 | | | |
| 1.9 (44 kW) Eng.DF 10/82-7/92 | | | | | | | | | | | | | | | | | | | | |
| 19-2248 | | -12/84 | F | | | | | | | 17,46 | 67,98 | | | | | | 18 | | | |
| 19-2249 | | 01/84- | F | | | | | | | 22 | 67,98 | | | | | | 18 | | | |
| 1.9 (57 kW) Eng.DG 10/82-7/92 | | | | | | | | | | | | | | | | | | | | |
| 19-2248 | | -12/84 | F | | | | | | | 17,46 | 67,98 | | | | | | 18 | | | |
| 19-2249 | | 01/84- | F | | | | | | | 22 | 67,98 | | | | | | 18 | | | |
| 1.9 (61 kW) Eng.DH 10/84-2/89 | | | | | | | | | | | | | | | | | | | | |
| 19-2248 | | -12/84 | F | | | | | | | 17,46 | 67,98 | | | | | | 18 | | | |
| 1.9 (66 kW) Eng.GW 8/83-2/89 | | | | | | | | | | | | | | | | | | | | |
| 19-2248 | | -12/84 | F | | | | | | | 17,46 | 67,98 | | | | | | 18 | | | |
| 19-2249 | | 01/84- | F | | | | | | | 22 | 67,98 | | | | | | 18 | | | |
| 2.0 (51 kW) Eng.CU 5/79-4/86 | | | | | | | | | | | | | | | | | | | | |
| 19-2248 | | 08/79-12/84 | F | | | | | | | 17,46 | 67,98 | | | | | | 18 | | | |
| 19-2249 | | 01/84- | F | | | | | | | 22 | 67,98 | | | | | | 18 | | | |

VOLKSWAGEN LCV

| METELLI ref | Spare Parts | | F/R | L/R | | | ABS | A | B | C | D | E | F | G | H | I | L | M | Fig | NOTE |
|---|-------------|--|-----|-----|--|--|-----|---|---|----|-------|---|---|---|---|---|----|---|-----|------|
| 2.1 (70 kW) Eng.MV 8/85-7/92 | | | | | | | | | | | | | | | | | | | | |
| 19-2249 | | | F | | | | | | | 22 | 67,98 | | | | | | 18 | | | |
| 2.1 (82 kW) Eng.DJ 3/86-7/92 | | | | | | | | | | | | | | | | | | | | |
| 19-2249 | | | F | | | | | | | 22 | 67,98 | | | | | | 18 | | | |
| 2.1 i (68 kW) Eng.SS 7/89-7/92 | | | | | | | | | | | | | | | | | | | | |
| 19-2249 | | | F | | | | | | | 22 | 67,98 | | | | | | 18 | | | |
| Transporter IV Bus (70B, 70C, 7DB, 7DK, 70J, 7 9/90-6/03 | | | | | | | | | | | | | | | | | | | | |
| 1.8 (49 kW) Eng.PD 12/90-7/92 | | | | | | | | | | | | | | | | | | | | |
| 19-2226 | | | F | | | | | | | 45 | 80 | | | | | | 45 | | | |
| 19-8124 | | | R | | | | | | | 45 | 80 | | | | | | 45 | | | 20Q |
| 1.9 D (44 kW) Eng.1X 9/90-12/95 | | | | | | | | | | | | | | | | | | | | |
| 19-2226 | | | F | | | | | | | 45 | 80 | | | | | | 45 | | | |
| 19-8124 | | | R | | | | | | | 45 | 80 | | | | | | 45 | | | 20Q |
| 1.9 D (45 kW) Eng.1X 9/90-12/95 | | | | | | | | | | | | | | | | | | | | |
| 19-2226 | | | F | | | | | | | 45 | 80 | | | | | | 45 | | | |
| 19-8124 | | | R | | | | | | | 45 | 80 | | | | | | 45 | | | 20Q |
| 1.9 TD (50 kW) Eng.ABL 10/92-4/03 | | | | | | | | | | | | | | | | | | | | |
| 19-2226 | | | F | | | | | | | 45 | 80 | | | | | | 45 | | | |
| 19-8124 | | | R | | | | | | | 45 | 80 | | | | | | 45 | | | 20Q |
| 2.0 (62 kW) Eng.AAC 9/90-4/03 | | | | | | | | | | | | | | | | | | | | |
| 19-2226 | | | F | | | | | | | 45 | 80 | | | | | | 45 | | | |
| 19-8124 | | | R | | | | | | | 45 | 80 | | | | | | 45 | | | 20Q |
| 2.4 D (55 kW) Eng.AJA 8/97-4/03 | | | | | | | | | | | | | | | | | | | | |
| 19-2226 | | | F | | | | | | | 45 | 80 | | | | | | 45 | | | |
| 19-8124 | | | R | | | | | | | 45 | 80 | | | | | | 45 | | | 20Q |
| 2.4 D (57 kW) Eng.AAB 9/90-4/98 | | | | | | | | | | | | | | | | | | | | |
| 19-2226 | | | F | | | | | | | 45 | 80 | | | | | | 45 | | | |
| 19-8124 | | | R | | | | | | | 45 | 80 | | | | | | 45 | | | 20Q |

VOLKSWAGEN LCV

| METELLI ref | Spare Parts | | F/R | L/R | | ABS | A | B | C | D | E | F | G | H | I | L | M | Fig | NOTE |
|---|-------------|--------|-----|-----|--|-----|---|---|----|----|---|---|---|---|---|----|---|-----|---------|
| 2.4 D Syncro (57 kW) Eng.AAB 10/92-9/98 | | | | | | | | | | | | | | | | | | | |
| 19-2226 | | | F/R | | | | | | 45 | 80 | | | | | | 45 | | | 0.8-12Q |
| 2.5 (81 kW) Eng.AAF (11.90-12.93), ACU, AEN, AEU 9/90-6/03 | | | | | | | | | | | | | | | | | | | |
| 19-2226 | | | F | | | | | | 45 | 80 | | | | | | 45 | | | |
| 19-8124 | | | R | | | | | | 45 | 80 | | | | | | 45 | | | 20Q |
| 2.5 (85 kW) Eng.AET (08.96-), APL (05.99-), AVT 8/96-4/03 | | | | | | | | | | | | | | | | | | | |
| 19-2226 | | | F | | | | | | 45 | 80 | | | | | | 45 | | | |
| 19-8124 | | | R | | | | | | 45 | 80 | | | | | | 45 | | | 20Q |
| 2.5 Syncro (81 kW) Eng.AAF (11.92-12.93), ACU (01.94-), AEU 8/92-4/03 | | | | | | | | | | | | | | | | | | | |
| 19-2226 | | | F/R | | | | | | 45 | 80 | | | | | | 45 | | | 0.8-12Q |
| 2.5 Syncro (85 kW) Eng.AET (08.96-), APL (05.99-), AVT 7/96-4/03 | | | | | | | | | | | | | | | | | | | |
| 19-2226 | | | F/R | | | | | | 45 | 80 | | | | | | 45 | | | 0.8-12Q |
| 2.5 TDI (65 kW) Eng.AJT, AYY 5/98-4/03 | | | | | | | | | | | | | | | | | | | |
| 19-2226 | | | F | | | | | | 45 | 80 | | | | | | 45 | | | |
| 19-8124 | | | R | | | | | | 45 | 80 | | | | | | 45 | | | 20Q |
| 2.5 TDI (75 kW) Eng.ACIV, AUF, AYC 9/95-4/03 | | | | | | | | | | | | | | | | | | | |
| 19-2226 | | | F | | | | | | 45 | 80 | | | | | | 45 | | | |
| 19-8124 | | | R | | | | | | 45 | 80 | | | | | | 45 | | | 20Q |
| 2.5 TDI (111 kW) Eng.AHY, AXG 5/98-4/03 | | | | | | | | | | | | | | | | | | | |
| 19-2226 | | | F | | | | | | 45 | 80 | | | | | | 45 | | | |
| 19-8124 | | | R | | | | | | 45 | 80 | | | | | | 45 | | | 20Q |
| 2.5 TDI Syncro (75 kW) Eng.ACIV, AXL 1/96-4/03 | | | | | | | | | | | | | | | | | | | |
| 19-2226 | | | F/R | | | | | | 45 | 80 | | | | | | 45 | | | 0.8-12Q |
| 2.8 VR 6 (103 kW) Eng.AES (11.95-) 11/95-4/00 | | | | | | | | | | | | | | | | | | | |
| 19-2226 | | | F | | | | | | 45 | 80 | | | | | | 45 | | | |
| 19-8124 | | 01/96- | R | | | | | | 45 | 80 | | | | | | 45 | | | 20Q |
| 2.8 VR6 (150 kW) Eng.AMV, AXK 4/00-4/03 | | | | | | | | | | | | | | | | | | | |
| 19-2226 | | | F | | | | | | 45 | 80 | | | | | | 45 | | | |

VOLKSWAGEN LCV

| METELLI ref | Spare Parts | | F/R | L/R | | | ABS | A | B | C | D | E | F | G | H | I | L | M | Fig | NOTE |
|---|-------------|--------|-----|-----|--|--|-----|---|---|----|----|---|---|---|---|---|----|---|-----|---------|
| 19-8124 | | 05/00- | R | | | | | | | 45 | 80 | | | | | | 45 | | | 20Q |
| Transporter IV Platform/Chassis (70E, 70L, 70 7/90-4/03 | | | | | | | | | | | | | | | | | | | | |
| 1.8 (49 kW) Eng.PD 12/90-7/92 | | | | | | | | | | | | | | | | | | | | |
| 19-2226 | | | F | | | | | | | 45 | 80 | | | | | | 45 | | | |
| 1.9 D (44 kW) Eng.1X 9/90-12/95 | | | | | | | | | | | | | | | | | | | | |
| 19-2226 | | | F | | | | | | | 45 | 80 | | | | | | 45 | | | |
| 19-8124 | | | R | | | | | | | 45 | 80 | | | | | | 45 | | | 20Q |
| 1.9 D (45 kW) Eng.1X 7/90-12/95 | | | | | | | | | | | | | | | | | | | | |
| 19-2226 | | | F | | | | | | | 45 | 80 | | | | | | 45 | | | |
| 19-8124 | | 09/90- | R | | | | | | | 45 | 80 | | | | | | 45 | | | 20Q |
| 1.9 TD (50 kW) Eng.ABL 10/92-4/03 | | | | | | | | | | | | | | | | | | | | |
| 19-2226 | | | F | | | | | | | 45 | 80 | | | | | | 45 | | | |
| 19-8124 | | | R | | | | | | | 45 | 80 | | | | | | 45 | | | 20Q |
| 2.0 (62 kW) Eng.AAC 7/90-4/03 | | | | | | | | | | | | | | | | | | | | |
| 19-2226 | | | F | | | | | | | 45 | 80 | | | | | | 45 | | | |
| 19-8124 | | 09/90- | R | | | | | | | 45 | 80 | | | | | | 45 | | | 20Q |
| 2.4 D (55 kW) Eng.AJA 8/97-4/03 | | | | | | | | | | | | | | | | | | | | |
| 19-2226 | | | F | | | | | | | 45 | 80 | | | | | | 45 | | | |
| 19-8124 | | | R | | | | | | | 45 | 80 | | | | | | 45 | | | 20Q |
| 2.4 D (57 kW) Eng.AAB 9/90-4/98 | | | | | | | | | | | | | | | | | | | | |
| 19-2226 | | | F | | | | | | | 45 | 80 | | | | | | 45 | | | |
| 19-8124 | | -06/97 | R | | | | | | | 45 | 80 | | | | | | 45 | | | 20Q |
| 2.4 D Syncro (57 kW) Eng.AAB 10/92-9/98 | | | | | | | | | | | | | | | | | | | | |
| 19-2226 | | | F/R | | | | | | | 45 | 80 | | | | | | 45 | | | 0.8-12Q |
| 2.5 (81 kW) Eng.AAF (11.90-12.93), ACU (01.94-08.96), AEN, AEU 11/90-4/03 | | | | | | | | | | | | | | | | | | | | |
| 19-2226 | | | F | | | | | | | 45 | 80 | | | | | | 45 | | | |
| 19-8124 | | | R | | | | | | | 45 | 80 | | | | | | 45 | | | 20Q |

VOLKSWAGEN LCV

| METELLI ref | Spare Parts | | F/R | L/R | | | ABS | A | B | C | D | E | F | G | H | I | L | M | Fig | NOTE |
|---|-------------|--------|-----|-----|--|--|-----|---|---|----|----|---|---|---|---|---|---|----|-----|---------|
| 2.5 (85 kW) Eng.AET (08.96-), APL (05.99-), AVT 8/96-4/03 | | | | | | | | | | | | | | | | | | | | |
| 19-2226 | | | F | | | | | | | 45 | 80 | | | | | | | 45 | | |
| 19-8124 | | 05/97- | R | | | | | | | 45 | 80 | | | | | | | 45 | | 20Q |
| 2.5 Syncro (81 kW) Eng.AAF (11.92-12.93), ACU (01.94-10.96), AEU (06.97-1 11/92-11/01 | | | | | | | | | | | | | | | | | | | | |
| 19-2226 | | | F/R | | | | | | | 45 | 80 | | | | | | | 45 | | 0.8-12Q |
| 2.5 Syncro (85 kW) Eng.AET (08.96-), APL (05.99-), AVT 8/96-4/03 | | | | | | | | | | | | | | | | | | | | |
| 19-2226 | | | F/R | | | | | | | 45 | 80 | | | | | | | 45 | | 0.8-12Q |
| 2.5 TDI (65 kW) Eng.AJT, AYY 5/98-4/03 | | | | | | | | | | | | | | | | | | | | |
| 19-2226 | | | F | | | | | | | 45 | 80 | | | | | | | 45 | | |
| 19-8124 | | | R | | | | | | | 45 | 80 | | | | | | | 45 | | 20Q |
| 2.5 TDI (75 kW) Eng.AC, AUF, AYC 9/95-4/03 | | | | | | | | | | | | | | | | | | | | |
| 19-2226 | | | F | | | | | | | 45 | 80 | | | | | | | 45 | | |
| 19-8124 | | | R | | | | | | | 45 | 80 | | | | | | | 45 | | 20Q |
| 2.5 TDI Syncro (75 kW) Eng.AC, AXL 5/98-4/03 | | | | | | | | | | | | | | | | | | | | |
| 19-2226 | | | F/R | | | | | | | 45 | 80 | | | | | | | 45 | | 0.8-12Q |
| 2.8 (103 kW) Eng.AES 5/96-5/00 | | | | | | | | | | | | | | | | | | | | |
| 19-2226 | | | F | | | | | | | 45 | 80 | | | | | | | 45 | | |
| 2.8 VR6 (150 kW) Eng.AMV 6/00-4/03 | | | | | | | | | | | | | | | | | | | | |
| 19-2226 | | | F | | | | | | | 45 | 80 | | | | | | | 45 | | |
| Transporter IV Van (70A, 70H, 7DA, 7DH) 7/90-4/03 | | | | | | | | | | | | | | | | | | | | |
| 1.8 (49 kW) Eng.PD 12/90-7/92 | | | | | | | | | | | | | | | | | | | | |
| 19-2226 | | | F | | | | | | | 45 | 80 | | | | | | | 45 | | |
| 1.9 D (44 kW) Eng.1X 9/90-12/95 | | | | | | | | | | | | | | | | | | | | |
| 19-2226 | | | F | | | | | | | 45 | 80 | | | | | | | 45 | | |
| 19-8124 | | | R | | | | | | | 45 | 80 | | | | | | | 45 | | 20Q |
| 1.9 D (45 kW) Eng.1X 7/90-12/95 | | | | | | | | | | | | | | | | | | | | |
| 19-2226 | | | F | | | | | | | 45 | 80 | | | | | | | 45 | | |
| 19-8124 | | 09/90- | R | | | | | | | 45 | 80 | | | | | | | 45 | | |

VOLKSWAGEN LCV

| METELLI ref | Spare Parts | | F/R | L/R | | | ABS | A | B | C | D | E | F | G | H | I | L | M | Fig | NOTE |
|---|-------------|-------------|-----|-----|--|--|-----|---|---|----|----|---|---|---|---|---|----|---|-----|---------|
| 1.9 TD (50 kW) Eng.ABL 10/92-4/03 | | | | | | | | | | | | | | | | | | | | |
| 19-2226 | | | F | | | | | | | 45 | 80 | | | | | | 45 | | | |
| 19-8124 | | | R | | | | | | | 45 | 80 | | | | | | 45 | | | 20Q |
| 2.0 (62 kW) Eng.AAC 7/90-4/03 | | | | | | | | | | | | | | | | | | | | |
| 19-2226 | | | F | | | | | | | 45 | 80 | | | | | | 45 | | | |
| 19-8124 | | 09/90- | R | | | | | | | 45 | 80 | | | | | | 45 | | | 20Q |
| 2.4 D (55 kW) Eng.AJA 8/97-4/03 | | | | | | | | | | | | | | | | | | | | |
| 19-2226 | | | F | | | | | | | 45 | 80 | | | | | | 45 | | | |
| 19-8124 | | | R | | | | | | | 45 | 80 | | | | | | 45 | | | 20Q |
| 2.4 D (57 kW) Eng.AAB 7/90-4/98 | | | | | | | | | | | | | | | | | | | | |
| 19-2226 | | | F | | | | | | | 45 | 80 | | | | | | 45 | | | |
| 19-8124 | | 09/90-06/97 | R | | | | | | | 45 | 80 | | | | | | 45 | | | 20Q |
| 2.4 D Syncro (57 kW) Eng.AAB 10/92-9/98 | | | | | | | | | | | | | | | | | | | | |
| 19-2226 | | | F/R | | | | | | | 45 | 80 | | | | | | 45 | | | 0.8-12Q |
| 2.5 (81 kW) Eng.AAF (11.90-12.93), ACU (01.94-08.96), AEN, AEU 11/90-4/03 | | | | | | | | | | | | | | | | | | | | |
| 19-2226 | | | F | | | | | | | 45 | 80 | | | | | | 45 | | | |
| 19-8124 | | | R | | | | | | | 45 | 80 | | | | | | 45 | | | 20Q |
| 2.5 (85 kW) Eng.AET (08.96-.), APL (05.99-.), AVT 8/96-4/03 | | | | | | | | | | | | | | | | | | | | |
| 19-2226 | | | F | | | | | | | 45 | 80 | | | | | | 45 | | | |
| 19-8124 | | 05/97- | R | | | | | | | 45 | 80 | | | | | | 45 | | | 20Q |
| 2.5 Syncro (81 kW) Eng.ACU (01.96-10.96), AEU (06.97-11.01) 1/96-11/01 | | | | | | | | | | | | | | | | | | | | |
| 19-2226 | | | F/R | | | | | | | 45 | 80 | | | | | | 45 | | | 0.8-12Q |
| 2.5 Syncro (85 kW) Eng.AET (08.96-.), APL (05.99-.), AVT 8/96-4/03 | | | | | | | | | | | | | | | | | | | | |
| 19-2226 | | | F/R | | | | | | | 45 | 80 | | | | | | 45 | | | 0.8-12Q |
| 2.5 TDI (65 kW) Eng.AJT, AYY 12/98-4/03 | | | | | | | | | | | | | | | | | | | | |
| 19-2226 | | | F | | | | | | | 45 | 80 | | | | | | 45 | | | |
| 19-8124 | | | R | | | | | | | 45 | 80 | | | | | | 45 | | | 20Q |
| 2.5 TDI (75 kW) Eng.ACIV, AUF, AYC 9/95-4/03 | | | | | | | | | | | | | | | | | | | | |
| 19-2226 | | | F | | | | | | | 45 | 80 | | | | | | 45 | | | |

VOLKSWAGEN LCV

| METELLI ref | Spare Parts | F/R | L/R | ABS | A | B | C | D | E | F | G | H | I | L | M | Fig | NOTE |
|---|-------------|-----|-----|-----|---|---|------|----|-----|---|---|---|---|-------|---|-----|---------|
| 19-8124 | | R | | | | | 45 | 80 | | | | | | 45 | | | 20Q |
| 2.5 TDI (111 kW) Eng.AHY, AXG 9/00-4/03 | | | | | | | | | | | | | | | | | |
| 19-2226 | | F | | | | | 45 | 80 | | | | | | 45 | | | |
| 19-8124 | | R | | | | | 45 | 80 | | | | | | 45 | | | 20Q |
| 2.5 TDI Syncro (75 kW) Eng.ACX, AXL 9/95-4/03 | | | | | | | | | | | | | | | | | |
| 19-2226 | | F/R | | | | | 45 | 80 | | | | | | 45 | | | 0.8-12Q |
| 2.8 VR6 (103 kW) Eng.AES (05.96-.) 5/96-5/00 | | | | | | | | | | | | | | | | | |
| 19-2226 | | F | | | | | 45 | 80 | | | | | | 45 | | | |
| 19-8124 | | R | | | | | 45 | 80 | | | | | | 45 | | | 20Q |
| 2.8 VR6 (150 kW) Eng.AMV, AXK 6/00-4/03 | | | | | | | | | | | | | | | | | |
| 19-2226 | | F | | | | | 45 | 80 | | | | | | 45 | | | |
| Transporter V Bus (7HB,7HJ,7EB,7EJ,7EF,7EG,7HF,7E) 4/03-8/15 | | | | | | | | | | | | | | | | | |
| 1.9 TDI (62 kW) Eng.BRR 1/06-11/09 | | | | | | | | | | | | | | | | | |
| 19-2356 | | F/R | | | | | 29,2 | 85 | 149 | | | | | 102,5 | | | |
| 1.9 TDI (63 kW) Eng.AXC (04.03-.) 4/03-11/09 | | | | | | | | | | | | | | | | | |
| 19-2356 | | F/R | | | | | 29,2 | 85 | 149 | | | | | 102,5 | | | |
| 1.9 TDI (75 kW) Eng.BRS 6/06-11/09 | | | | | | | | | | | | | | | | | |
| 19-2356 | | F/R | | | | | 29,2 | 85 | 149 | | | | | 102,5 | | | |
| 1.9 TDI (77 kW) Eng.AXB (04.03-.) 4/03-11/09 | | | | | | | | | | | | | | | | | |
| 19-2356 | | F/R | | | | | 29,2 | 85 | 149 | | | | | 102,5 | | | |
| 2.0 (85 kW) Eng.AXA 11/03-8/15 | | | | | | | | | | | | | | | | | |
| 19-2356 | | F/R | | | | | 29,2 | 85 | 149 | | | | | 102,5 | | | |
| 2.0 BiTDI (132 kW) Eng.CFCA 9/09-8/15 | | | | | | | | | | | | | | | | | |
| 19-2356 | | F/R | | | | | 29,2 | 85 | 149 | | | | | 102,5 | | | |
| 2.0 BiTDI 4motion (132 kW) Eng.CFCA 9/09-8/15 | | | | | | | | | | | | | | | | | |
| 19-2356 | | F/R | | | | | 29,2 | 85 | 149 | | | | | 102,5 | | | |
| 2.0 CNG (85 kW) Eng.AXA 1/06-8/15 | | | | | | | | | | | | | | | | | |
| 19-2356 | | F/R | | | | | 29,2 | 85 | 149 | | | | | 102,5 | | | |

VOLKSWAGEN LCV

| METELLI ref | Spare Parts | F/R | L/R | ABS | A | B | C | D | E | F | G | H | I | L | M | Fig | NOTE |
|---|-------------|-----|-----|-----|---|---|------|----|-----|---|---|---|---|-------|---|-----|------|
| 2.0 TDI (62 kW) Eng.CAAA 9/09-8/15 | | | | | | | | | | | | | | | | | |
| 19-2356 | | F/R | | | | | 29,2 | 85 | 149 | | | | | 102,5 | | | |
| 2.0 TDI (75 kW) Eng.CAAB 9/09-8/15 | | | | | | | | | | | | | | | | | |
| 19-2356 | | F/R | | | | | 29,2 | 85 | 149 | | | | | 102,5 | | | |
| 2.0 TDI (84 kW) Eng.CAAD 5/11-8/15 | | | | | | | | | | | | | | | | | |
| 19-2356 | | F/R | | | | | 29,2 | 85 | 149 | | | | | 102,5 | | | |
| 2.0 TDI (85 kW) Eng.CSDA 5/11-8/15 | | | | | | | | | | | | | | | | | |
| 19-2356 | | F/R | | | | | 29,2 | 85 | 149 | | | | | 102,5 | | | |
| 2.0 TDI (100 kW) Eng.CAAE, CCHB 5/10-8/15 | | | | | | | | | | | | | | | | | |
| 19-2356 | | F/R | | | | | 29,2 | 85 | 149 | | | | | 102,5 | | | |
| 2.0 TDI (103 kW) Eng.CAAC, CCHA 9/09-8/15 | | | | | | | | | | | | | | | | | |
| 19-2356 | | F/R | | | | | 29,2 | 85 | 149 | | | | | 102,5 | | | |
| 2.0 TDI 4motion (100 kW) Eng.CAAE, CCHB 5/10-8/15 | | | | | | | | | | | | | | | | | |
| 19-2356 | | F/R | | | | | 29,2 | 85 | 149 | | | | | 102,5 | | | |
| 2.0 TDI 4motion (103 kW) Eng.CAAC, CCHA 9/09-8/15 | | | | | | | | | | | | | | | | | |
| 19-2356 | | F/R | | | | | 29,2 | 85 | 149 | | | | | 102,5 | | | |
| 2.0 TSI (110 kW) Eng.CJKB 7/12-8/15 | | | | | | | | | | | | | | | | | |
| 19-2356 | | F/R | | | | | 29,2 | 85 | 149 | | | | | 102,5 | | | |
| 2.0 TSI (150 kW) Eng.CJKA 5/11-8/15 | | | | | | | | | | | | | | | | | |
| 19-2356 | | F/R | | | | | 29,2 | 85 | 149 | | | | | 102,5 | | | |
| 2.0 TSI 4motion (150 kW) Eng.CJKA 7/11-8/15 | | | | | | | | | | | | | | | | | |
| 19-2356 | | F/R | | | | | 29,2 | 85 | 149 | | | | | 102,5 | | | |
| 2.5 TDI (96 kW) Eng.AXD (04.03-), AXE, BNZ 4/03-11/09 | | | | | | | | | | | | | | | | | |
| 19-2356 | | F/R | | | | | 29,2 | 85 | 149 | | | | | 102,5 | | | |
| 2.5 TDi (120 kW) Eng.BLJ 11/03-11/09 | | | | | | | | | | | | | | | | | |
| 19-2356 | | F/R | | | | | 29,2 | 85 | 149 | | | | | 102,5 | | | |
| 2.5 TDI (128 kW) Eng.AXE (04.03-), BPC 4/03-11/09 | | | | | | | | | | | | | | | | | |
| 19-2356 | | F/R | | | | | 29,2 | 85 | 149 | | | | | 102,5 | | | |

VOLKSWAGEN LCV

| METELLI ref | Spare Parts | | F/R | L/R | | | ABS | A | B | C | D | E | F | G | H | I | L | M | Fig | NOTE |
|--|-------------|--|-----|-----|--|--|-----|---|---|------|----|-----|---|---|---|---|---|---|-------|------|
| 2.5 TDI 4motion (96 kW) Eng.AXD, BNZ 7/04-11/09 | | | | | | | | | | | | | | | | | | | | |
| 19-2356 | | | F/R | | | | | | | 29,2 | 85 | 149 | | | | | | | 102,5 | |
| 2.5 TDI 4motion (128 kW) Eng.AXE, BPC 7/04-11/09 | | | | | | | | | | | | | | | | | | | | |
| 19-2356 | | | F/R | | | | | | | 29,2 | 85 | 149 | | | | | | | 102,5 | |
| 3.2 V6 (170 kW) Eng.BDL 2/04-6/04 | | | | | | | | | | | | | | | | | | | | |
| 19-2356 | | | F/R | | | | | | | 29,2 | 85 | 149 | | | | | | | 102,5 | |
| 3.2 V6 (173 kW) Eng.BKK, CFLA 2/04-11/09 | | | | | | | | | | | | | | | | | | | | |
| 19-2356 | | | F/R | | | | | | | 29,2 | 85 | 149 | | | | | | | 102,5 | |
| 3.2 V6 4motion (170 kW) Eng.BDL 11/03-11/09 | | | | | | | | | | | | | | | | | | | | |
| 19-2356 | | | F/R | | | | | | | 29,2 | 85 | 149 | | | | | | | 102,5 | |
| 3.2 V6 4motion (173 kW) Eng.BKK (11.03-12.09), CFLA (05.08-12.09) 11/03-12/09 | | | | | | | | | | | | | | | | | | | | |
| 19-2356 | | | F/R | | | | | | | 29,2 | 85 | 149 | | | | | | | 102,5 | |
| Transporter V Platform/Chassis (7JD,7JE,7JL,7JY,7J 4/03-8/15 | | | | | | | | | | | | | | | | | | | | |
| 1.9 TDI (62 kW) Eng.BRR 1/06-11/09 | | | | | | | | | | | | | | | | | | | | |
| 19-2356 | | | F/R | | | | | | | 29,2 | 85 | 149 | | | | | | | 102,5 | |
| 1.9 TDI (63 kW) Eng.AXC (04.03-.) 4/03-11/09 | | | | | | | | | | | | | | | | | | | | |
| 19-2356 | | | F/R | | | | | | | 29,2 | 85 | 149 | | | | | | | 102,5 | |
| 1.9 TDI (75 kW) Eng.BRS 6/06-11/09 | | | | | | | | | | | | | | | | | | | | |
| 19-2356 | | | F/R | | | | | | | 29,2 | 85 | 149 | | | | | | | 102,5 | |
| 1.9 TDI (77 kW) Eng.AXB (04.03-.) 4/03-11/09 | | | | | | | | | | | | | | | | | | | | |
| 19-2356 | | | F/R | | | | | | | 29,2 | 85 | 149 | | | | | | | 102,5 | |
| 2.0 (85 kW) Eng.AXA 11/03-5/13 | | | | | | | | | | | | | | | | | | | | |
| 19-2356 | | | F/R | | | | | | | 29,2 | 85 | 149 | | | | | | | 102,5 | |
| 2.0 BiTDI (132 kW) Eng.CFCA 9/09-8/15 | | | | | | | | | | | | | | | | | | | | |
| 19-2356 | | | F/R | | | | | | | 29,2 | 85 | 149 | | | | | | | 102,5 | |
| 2.0 BiTDI 4motion (132 kW) Eng.CFCA 9/09-8/15 | | | | | | | | | | | | | | | | | | | | |
| 19-2356 | | | F/R | | | | | | | 29,2 | 85 | 149 | | | | | | | 102,5 | |

VOLKSWAGEN LCV

| METELLI ref | Spare Parts | F/R | L/R | ABS | A | B | C | D | E | F | G | H | I | L | M | Fig | NOTE |
|--|-------------|-----|-----|-----|---|---|------|----|-----|---|---|---|---|-------|---|-----|------|
| 2.0 CNG (85 kW) Eng.AXA 11/03-5/11 | | | | | | | | | | | | | | | | | |
| 19-2356 | | F/R | | | | | 29,2 | 85 | 149 | | | | | 102,5 | | | |
| 2.0 TDI (62 kW) Eng.CAAA 9/09-8/15 | | | | | | | | | | | | | | | | | |
| 19-2356 | | F/R | | | | | 29,2 | 85 | 149 | | | | | 102,5 | | | |
| 2.0 TDI (75 kW) Eng.CAAB 9/09-8/15 | | | | | | | | | | | | | | | | | |
| 19-2356 | | F/R | | | | | 29,2 | 85 | 149 | | | | | 102,5 | | | |
| 2.0 TDI (84 kW) Eng.CAAD 5/11-8/15 | | | | | | | | | | | | | | | | | |
| 19-2356 | | F/R | | | | | 29,2 | 85 | 149 | | | | | 102,5 | | | |
| 2.0 TDI (100 kW) Eng.CAAE 5/10-8/15 | | | | | | | | | | | | | | | | | |
| 19-2356 | | F/R | | | | | 29,2 | 85 | 149 | | | | | 102,5 | | | |
| 2.0 TDI (103 kW) Eng.CAAC, CCHA 9/09-8/15 | | | | | | | | | | | | | | | | | |
| 19-2356 | | F/R | | | | | 29,2 | 85 | 149 | | | | | 102,5 | | | |
| 2.0 TDI 4motion (100 kW) Eng.CAAE, CCHB 5/10-8/15 | | | | | | | | | | | | | | | | | |
| 19-2356 | | F/R | | | | | 29,2 | 85 | 149 | | | | | 102,5 | | | |
| 2.0 TDI 4motion (103 kW) Eng.CAAC, CCHA 9/09-8/15 | | | | | | | | | | | | | | | | | |
| 19-2356 | | F/R | | | | | 29,2 | 85 | 149 | | | | | 102,5 | | | |
| 2.0 TSI (110 kW) Eng.CJKB 7/12-8/15 | | | | | | | | | | | | | | | | | |
| 19-2356 | | F/R | | | | | 29,2 | 85 | 149 | | | | | 102,5 | | | |
| 2.5 TDI (96 kW) Eng.AXD (04.03-), BNZ 4/03-11/09 | | | | | | | | | | | | | | | | | |
| 19-2356 | | F/R | | | | | 29,2 | 85 | 149 | | | | | 102,5 | | | |
| 2.5 TDI (128 kW) Eng.AXE (04.03-), BPC 4/03-11/09 | | | | | | | | | | | | | | | | | |
| 19-2356 | | F/R | | | | | 29,2 | 85 | 149 | | | | | 102,5 | | | |
| 2.5 TDI 4motion (96 kW) Eng.AXD, BNZ 7/04-11/09 | | | | | | | | | | | | | | | | | |
| 19-2356 | | F/R | | | | | 29,2 | 85 | 149 | | | | | 102,5 | | | |
| 3.2 4motion (170 kW) Eng.BDL 11/03-11/09 | | | | | | | | | | | | | | | | | |
| 19-2356 | | F/R | | | | | 29,2 | 85 | 149 | | | | | 102,5 | | | |
| 3.2 V6 (170 kW) Eng.BDL 2/04-11/09 | | | | | | | | | | | | | | | | | |
| 19-2356 | | F/R | | | | | 29,2 | 85 | 149 | | | | | 102,5 | | | |

VOLKSWAGEN LCV

| METELLI ref | Spare Parts | | F/R | L/R | | ABS | A | B | C | D | E | F | G | H | I | L | M | Fig | NOTE |
|---|-------------|--|-----|-----|--|-----|---|---|------|----|-----|---|---|---|---|---|---|-------|------|
| 3.2 V6 (173 kW) Eng.BKK (08.03-.) 8/03-5/06 | | | | | | | | | | | | | | | | | | | |
| 19-2356 | | | F/R | | | | | | 29,2 | 85 | 149 | | | | | | | 102,5 | |
| Transporter V Van (7HA, 7HH, 7EA, 7EH) 4/03-8/15 | | | | | | | | | | | | | | | | | | | |
| 1.9 TDI (62 kW) Eng.BRR 1/06-11/09 | | | | | | | | | | | | | | | | | | | |
| 19-2356 | | | F/R | | | | | | 29,2 | 85 | 149 | | | | | | | 102,5 | |
| 1.9 TDI (63 kW) Eng.AXC (04.03-.) 4/03-11/09 | | | | | | | | | | | | | | | | | | | |
| 19-2356 | | | F/R | | | | | | 29,2 | 85 | 149 | | | | | | | 102,5 | |
| 1.9 TDI (75 kW) Eng.BRS 6/06-11/09 | | | | | | | | | | | | | | | | | | | |
| 19-2356 | | | F/R | | | | | | 29,2 | 85 | 149 | | | | | | | 102,5 | |
| 1.9 TDI (77 kW) Eng.AXB (04.03-.) 4/03-11/09 | | | | | | | | | | | | | | | | | | | |
| 19-2356 | | | F/R | | | | | | 29,2 | 85 | 149 | | | | | | | 102,5 | |
| 2.0 (85 kW) Eng.AXA 11/03-8/15 | | | | | | | | | | | | | | | | | | | |
| 19-2356 | | | F/R | | | | | | 29,2 | 85 | 149 | | | | | | | 102,5 | |
| 2.0 BiFuel (85 kW) Eng.AXA 5/11-8/15 | | | | | | | | | | | | | | | | | | | |
| 19-2356 | | | F/R | | | | | | 29,2 | 85 | 149 | | | | | | | 102,5 | |
| 2.0 BiTDI (132 kW) Eng.CFCA 9/09-8/15 | | | | | | | | | | | | | | | | | | | |
| 19-2356 | | | F/R | | | | | | 29,2 | 85 | 149 | | | | | | | 102,5 | |
| 2.0 BiTDI 4motion (132 kW) Eng.CFCA 9/09-8/15 | | | | | | | | | | | | | | | | | | | |
| 19-2356 | | | F/R | | | | | | 29,2 | 85 | 149 | | | | | | | 102,5 | |
| 2.0 TDI (62 kW) Eng.CAAA 9/09-8/15 | | | | | | | | | | | | | | | | | | | |
| 19-2356 | | | F/R | | | | | | 29,2 | 85 | 149 | | | | | | | 102,5 | |
| 2.0 TDI (75 kW) Eng.CAAB 9/09-8/15 | | | | | | | | | | | | | | | | | | | |
| 19-2356 | | | F/R | | | | | | 29,2 | 85 | 149 | | | | | | | 102,5 | |
| 2.0 TDI (84 kW) Eng.CAAD 5/11-8/15 | | | | | | | | | | | | | | | | | | | |
| 19-2356 | | | F/R | | | | | | 29,2 | 85 | 149 | | | | | | | 102,5 | |
| 2.0 TDI (100 kW) Eng.CAAE, CCHB 5/10-8/15 | | | | | | | | | | | | | | | | | | | |
| 19-2356 | | | F/R | | | | | | 29,2 | 85 | 149 | | | | | | | 102,5 | |

VOLKSWAGEN LCV

| METELLI ref | Spare Parts | F/R | L/R | ABS | A | B | C | D | E | F | G | H | I | L | M | Fig | NOTE |
|--|-------------|-----|-----|-----|---|---|---|------|----|-----|---|---|---|-------|---|-----|------|
| 2.0 TDI (103 kW) Eng.CAAC, CCHA 9/09-8/15 | | | | | | | | | | | | | | | | | |
| 19-2356 | | F/R | | | | | | 29,2 | 85 | 149 | | | | 102,5 | | | |
| 2.0 TDI 4motion (100 kW) Eng.CAAE, CCHB 5/10-8/15 | | | | | | | | | | | | | | | | | |
| 19-2356 | | F/R | | | | | | 29,2 | 85 | 149 | | | | 102,5 | | | |
| 2.0 TDI 4motion (103 kW) Eng.CAAC, CCHA 9/09-8/15 | | | | | | | | | | | | | | | | | |
| 19-2356 | | F/R | | | | | | 29,2 | 85 | 149 | | | | 102,5 | | | |
| 2.0 TSI (110 kW) Eng.CJKB 7/12-8/15 | | | | | | | | | | | | | | | | | |
| 19-2356 | | F/R | | | | | | 29,2 | 85 | 149 | | | | 102,5 | | | |
| 2.0 TSI (150 kW) Eng.CJKA 5/11-8/15 | | | | | | | | | | | | | | | | | |
| 19-2356 | | F/R | | | | | | 29,2 | 85 | 149 | | | | 102,5 | | | |
| 2.0 TSI 4motion (150 kW) Eng.CJKA 7/11-8/15 | | | | | | | | | | | | | | | | | |
| 19-2356 | | F/R | | | | | | 29,2 | 85 | 149 | | | | 102,5 | | | |
| 2.5 TDI (96 kW) Eng.AXD (04.03-), BNZ 4/03-11/09 | | | | | | | | | | | | | | | | | |
| 19-2356 | | F/R | | | | | | 29,2 | 85 | 149 | | | | 102,5 | | | |
| 2.5 TDI (128 kW) Eng.AXE (04.03-), BPC 4/03-11/09 | | | | | | | | | | | | | | | | | |
| 19-2356 | | F/R | | | | | | 29,2 | 85 | 149 | | | | 102,5 | | | |
| 2.5 TDI 4motion (96 kW) Eng.AXD, BNZ 7/04-11/09 | | | | | | | | | | | | | | | | | |
| 19-2356 | | F/R | | | | | | 29,2 | 85 | 149 | | | | 102,5 | | | |
| 2.5 TDI 4motion (128 kW) Eng.AXE, BPC 7/04-11/09 | | | | | | | | | | | | | | | | | |
| 19-2356 | | F/R | | | | | | 29,2 | 85 | 149 | | | | 102,5 | | | |
| 3.2 4motion (173 kW) Eng.BKK, CFLA 11/03-11/09 | | | | | | | | | | | | | | | | | |
| 19-2356 | | F/R | | | | | | 29,2 | 85 | 149 | | | | 102,5 | | | |
| 3.2 V6 (170 kW) Eng.BDL (04.03-) 4/03-6/05 | | | | | | | | | | | | | | | | | |
| 19-2356 | | F/R | | | | | | 29,2 | 85 | 149 | | | | 102,5 | | | |
| 3.2 V6 (173 kW) Eng.BKK, CFLA 2/04-11/09 | | | | | | | | | | | | | | | | | |
| 19-2356 | | F/R | | | | | | 29,2 | 85 | 149 | | | | 102,5 | | | |

VOLKSWAGEN LCV

| METELLI ref | Spare Parts | | F/R | L/R | | ABS | A | B | C | D | E | F | G | H | I | L | M | Fig | NOTE |
|---|-------------|--|-----|-----|--|-----|---|---|------|----|-----|---|---|---|---|---|---|-------|------|
| 3.2 V6 4motion (170 kW) Eng.BDL 4/03-6/05 | | | | | | | | | | | | | | | | | | | |
| 19-2356 | | | F/R | | | | | | 29,2 | 85 | 149 | | | | | | | 102,5 | |
| Transporter VI Bus (SGB, SGG, SGJ) 4/15-1/70 | | | | | | | | | | | | | | | | | | | |
| 2.0 TDI (62 kW) Eng.CAAA, CXGA 4/15-7/19 | | | | | | | | | | | | | | | | | | | |
| 19-2356 | | | F/R | | | | | | 29,2 | 85 | 149 | | | | | | | 102,5 | |
| 2.0 TDI (66 kW) Eng.CXGD (-03.21), DNAC (02.21-) 10/19-1/70 | | | | | | | | | | | | | | | | | | | |
| 19-2356 | | | F/R | | | | | | 29,2 | 85 | 149 | | | | | | | 102,5 | |
| 2.0 TDI (75 kW) Eng.CAAB, CXGB 4/15-12/19 | | | | | | | | | | | | | | | | | | | |
| 19-2356 | | | F/R | | | | | | 29,2 | 85 | 149 | | | | | | | 102,5 | |
| 2.0 TDI (81 kW) Eng.CXHC, DNAB (12.20-) 7/19-1/70 | | | | | | | | | | | | | | | | | | | |
| 19-2356 | | | F/R | | | | | | 29,2 | 85 | 149 | | | | | | | 102,5 | |
| 2.0 TDI (84 kW) Eng.CXHB 5/16-8/19 | | | | | | | | | | | | | | | | | | | |
| 19-2356 | | | F/R | | | | | | 29,2 | 85 | 149 | | | | | | | 102,5 | |
| 2.0 TDI (103 kW) Eng.CAAC 4/15-12/19 | | | | | | | | | | | | | | | | | | | |
| 19-2356 | | | F/R | | | | | | 29,2 | 85 | 149 | | | | | | | 102,5 | |
| 2.0 TDI (110 kW) Eng.CXFA, CXHA, DNAA (10.20-) 4/15-1/70 | | | | | | | | | | | | | | | | | | | |
| 19-2356 | | | F/R | | | | | | 29,2 | 85 | 149 | | | | | | | 102,5 | |
| 2.0 TDI (132 kW) Eng.CFCA 4/15-12/19 | | | | | | | | | | | | | | | | | | | |
| 19-2356 | | | F/R | | | | | | 29,2 | 85 | 149 | | | | | | | 102,5 | |
| 2.0 TDI (146 kW) Eng.CXEC 11/18-1/70 | | | | | | | | | | | | | | | | | | | |
| 19-2356 | | | F/R | | | | | | 29,2 | 85 | 149 | | | | | | | 102,5 | |
| 2.0 TDI (150 kW) Eng.CXEB (-12.19), DMZA (02.21-) 6/15-1/70 | | | | | | | | | | | | | | | | | | | |
| 19-2356 | | | F/R | | | | | | 29,2 | 85 | 149 | | | | | | | 102,5 | |
| 2.0 TDI 4motion (103 kW) Eng.CAAC 6/15-12/19 | | | | | | | | | | | | | | | | | | | |
| 19-2356 | | | F/R | | | | | | 29,2 | 85 | 149 | | | | | | | 102,5 | |
| 2.0 TDI 4motion (110 kW) Eng.CXFA, CXHA, DNAA (10.20-) 8/15-1/70 | | | | | | | | | | | | | | | | | | | |
| 19-2356 | | | F/R | | | | | | 29,2 | 85 | 149 | | | | | | | 102,5 | |

VOLKSWAGEN LCV

| METELLI ref | Spare Parts | | F/R | L/R | | | ABS | A | B | C | D | E | F | G | H | I | L | M | Fig | NOTE |
|--|-------------|--|-----|-----|--|--|-----|---|---|------|----|-----|---|---|---|---|-------|---|-----|------|
| 2.0 TDI 4motion (132 kW) Eng.CFCA 6/15-12/19 | | | | | | | | | | | | | | | | | | | | |
| 19-2356 | | | F/R | | | | | | | 29,2 | 85 | 149 | | | | | 102,5 | | | |
| 2.0 TDI 4motion (146 kW) Eng.CXEC 8/18-1/70 | | | | | | | | | | | | | | | | | | | | |
| 19-2356 | | | F/R | | | | | | | 29,2 | 85 | 149 | | | | | 102,5 | | | |
| 2.0 TDI 4motion (150 kW) Eng.CXEB (-12.19), DMZA (02.21-) 6/15-1/70 | | | | | | | | | | | | | | | | | | | | |
| 19-2356 | | | F/R | | | | | | | 29,2 | 85 | 149 | | | | | 102,5 | | | |
| 2.0 TSI (110 kW) Eng.CJKB 4/15-7/19 | | | | | | | | | | | | | | | | | | | | |
| 19-2356 | | | F/R | | | | | | | 29,2 | 85 | 149 | | | | | 102,5 | | | |
| 2.0 TSI (150 kW) Eng.CJKA 4/15-7/19 | | | | | | | | | | | | | | | | | | | | |
| 19-2356 | | | F/R | | | | | | | 29,2 | 85 | 149 | | | | | 102,5 | | | |
| 2.0 TSI 4motion (150 kW) Eng.CJKA 6/15-7/19 | | | | | | | | | | | | | | | | | | | | |
| 19-2356 | | | F/R | | | | | | | 29,2 | 85 | 149 | | | | | 102,5 | | | |
| Transporter VI Platform/Chassis (SFD, SFE, SF 4/15-1/70 | | | | | | | | | | | | | | | | | | | | |
| 2.0 TDI (62 kW) Eng.CAAA, CXGA 4/15-11/19 | | | | | | | | | | | | | | | | | | | | |
| 19-2356 | | | F/R | | | | | | | 29,2 | 85 | 149 | | | | | 102,5 | | | |
| 2.0 TDI (66 kW) Eng.CXGD, DNAC (08.21-) 10/19-1/70 | | | | | | | | | | | | | | | | | | | | |
| 19-2356 | | | F/R | | | | | | | 29,2 | 85 | 149 | | | | | 102,5 | | | |
| 2.0 TDI (75 kW) Eng.CAAB, CXGB 4/15-11/19 | | | | | | | | | | | | | | | | | | | | |
| 19-2356 | | | F/R | | | | | | | 29,2 | 85 | 149 | | | | | 102,5 | | | |
| 2.0 TDI (81 kW) Eng.CXHC 7/19-1/70 | | | | | | | | | | | | | | | | | | | | |
| 19-2356 | | | F/R | | | | | | | 29,2 | 85 | 149 | | | | | 102,5 | | | |
| 2.0 TDI (84 kW) Eng.CXHB 5/16-11/19 | | | | | | | | | | | | | | | | | | | | |
| 19-2356 | | | F/R | | | | | | | 29,2 | 85 | 149 | | | | | 102,5 | | | |
| 2.0 TDI (103 kW) Eng.CAAC 4/15-11/19 | | | | | | | | | | | | | | | | | | | | |
| 19-2356 | | | F/R | | | | | | | 29,2 | 85 | 149 | | | | | 102,5 | | | |
| 2.0 TDI (110 kW) Eng.CXHA 8/15-1/70 | | | | | | | | | | | | | | | | | | | | |
| 19-2356 | | | F/R | | | | | | | 29,2 | 85 | 149 | | | | | 102,5 | | | |

VOLKSWAGEN LCV

| METELLI ref | Spare Parts | | F/R | L/R | | | ABS | A | B | C | D | E | F | G | H | I | L | M | Fig | NOTE |
|---|-------------|--|-----|-----|--|--|-----|---|---|------|----|-----|---|---|---|---|---|-------|-----|------|
| 2.0 TDI (132 kW) Eng.CFCA 4/15-11/19 | | | | | | | | | | | | | | | | | | | | |
| 19-2356 | | | F/R | | | | | | | 29,2 | 85 | 149 | | | | | | 102,5 | | |
| 2.0 TDI (146 kW) Eng.CXEC 8/19-1/70 | | | | | | | | | | | | | | | | | | | | |
| 19-2356 | | | F/R | | | | | | | 29,2 | 85 | 149 | | | | | | 102,5 | | |
| 2.0 TDI (150 kW) Eng.CXEB 5/16-11/19 | | | | | | | | | | | | | | | | | | | | |
| 19-2356 | | | F/R | | | | | | | 29,2 | 85 | 149 | | | | | | 102,5 | | |
| 2.0 TDI 4motion (103 kW) Eng.CAAC 6/15-11/19 | | | | | | | | | | | | | | | | | | | | |
| 19-2356 | | | F/R | | | | | | | 29,2 | 85 | 149 | | | | | | 102,5 | | |
| 2.0 TDI 4motion (110 kW) Eng.CXHA 5/16-1/70 | | | | | | | | | | | | | | | | | | | | |
| 19-2356 | | | F/R | | | | | | | 29,2 | 85 | 149 | | | | | | 102,5 | | |
| 2.0 TDI 4motion (132 kW) Eng.CFCA 6/15-11/19 | | | | | | | | | | | | | | | | | | | | |
| 19-2356 | | | F/R | | | | | | | 29,2 | 85 | 149 | | | | | | 102,5 | | |
| 2.0 TDI 4motion (146 kW) Eng.CXEC 8/19-1/70 | | | | | | | | | | | | | | | | | | | | |
| 19-2356 | | | F/R | | | | | | | 29,2 | 85 | 149 | | | | | | 102,5 | | |
| 2.0 TDI 4motion (150 kW) Eng.CXEB 5/16-11/19 | | | | | | | | | | | | | | | | | | | | |
| 19-2356 | | | F/R | | | | | | | 29,2 | 85 | 149 | | | | | | 102,5 | | |
| 2.0 TSI (110 kW) Eng.CJKB 4/15-6/19 | | | | | | | | | | | | | | | | | | | | |
| 19-2356 | | | F/R | | | | | | | 29,2 | 85 | 149 | | | | | | 102,5 | | |
| Transporter VI Van (SGA, SGH) 4/15-1/70 | | | | | | | | | | | | | | | | | | | | |
| 2.0 TDI (62 kW) Eng.CAAA, CXGA 4/15-7/19 | | | | | | | | | | | | | | | | | | | | |
| 19-2356 | | | F/R | | | | | | | 29,2 | 85 | 149 | | | | | | 102,5 | | |
| 2.0 TDI (66 kW) Eng.CXGD (-.03.21), DNAC (03.21-.) 10/19-1/70 | | | | | | | | | | | | | | | | | | | | |
| 19-2356 | | | F/R | | | | | | | 29,2 | 85 | 149 | | | | | | 102,5 | | |
| 2.0 TDI (75 kW) Eng.CAAB, CXGB 4/15-12/19 | | | | | | | | | | | | | | | | | | | | |
| 19-2356 | | | F/R | | | | | | | 29,2 | 85 | 149 | | | | | | 102,5 | | |
| 2.0 TDI (81 kW) Eng.CXHC, DNAB (12.20-.) 7/19-1/70 | | | | | | | | | | | | | | | | | | | | |
| 19-2356 | | | F/R | | | | | | | 29,2 | 85 | 149 | | | | | | 102,5 | | |

VOLKSWAGEN LCV

| METELLI ref | Spare Parts | F/R | L/R | ABS | A | B | C | D | E | F | G | H | I | L | M | Fig | NOTE |
|--|-------------|-----|-----|-----|---|---|------|----|-----|---|---|---|---|-------|---|-----|------|
| 2.0 TDI (84 kW) Eng.CXHB 5/16-8/19 | | | | | | | | | | | | | | | | | |
| 19-2356 | | F/R | | | | | 29,2 | 85 | 149 | | | | | 102,5 | | | |
| 2.0 TDI (103 kW) Eng.CAAC 4/15-12/19 | | | | | | | | | | | | | | | | | |
| 19-2356 | | F/R | | | | | 29,2 | 85 | 149 | | | | | 102,5 | | | |
| 2.0 TDI (110 kW) Eng.CXFA, CXHA, DNAA (10.20-.) 4/15-1/70 | | | | | | | | | | | | | | | | | |
| 19-2356 | | F/R | | | | | 29,2 | 85 | 149 | | | | | 102,5 | | | |
| 2.0 TDI (132 kW) Eng.CFCA 4/15-12/19 | | | | | | | | | | | | | | | | | |
| 19-2356 | | F/R | | | | | 29,2 | 85 | 149 | | | | | 102,5 | | | |
| 2.0 TDI (146 kW) Eng.CXEC 8/18-1/70 | | | | | | | | | | | | | | | | | |
| 19-2356 | | F/R | | | | | 29,2 | 85 | 149 | | | | | 102,5 | | | |
| 2.0 TDI (150 kW) Eng.CXEB (-.12.19), DMZA (02.21-.) 6/15-1/70 | | | | | | | | | | | | | | | | | |
| 19-2356 | | F/R | | | | | 29,2 | 85 | 149 | | | | | 102,5 | | | |
| 2.0 TDI 4motion (103 kW) Eng.CAAC 6/15-12/19 | | | | | | | | | | | | | | | | | |
| 19-2356 | | F/R | | | | | 29,2 | 85 | 149 | | | | | 102,5 | | | |
| 2.0 TDI 4motion (110 kW) Eng.CXFA, CXHA, DNAA (10.20-.) 8/15-1/70 | | | | | | | | | | | | | | | | | |
| 19-2356 | | F/R | | | | | 29,2 | 85 | 149 | | | | | 102,5 | | | |
| 2.0 TDI 4motion (132 kW) Eng.CFCA 6/15-12/19 | | | | | | | | | | | | | | | | | |
| 19-2356 | | F/R | | | | | 29,2 | 85 | 149 | | | | | 102,5 | | | |
| 2.0 TDI 4motion (146 kW) Eng.CXEC 8/18-1/70 | | | | | | | | | | | | | | | | | |
| 19-2356 | | F/R | | | | | 29,2 | 85 | 149 | | | | | 102,5 | | | |
| 2.0 TDI 4motion (150 kW) Eng.CXEB (-.12.19), DMZA (02.21-.) 6/15-1/70 | | | | | | | | | | | | | | | | | |
| 19-2356 | | F/R | | | | | 29,2 | 85 | 149 | | | | | 102,5 | | | |
| 2.0 TSI (110 kW) Eng.CJKB 4/15-7/19 | | | | | | | | | | | | | | | | | |
| 19-2356 | | F/R | | | | | 29,2 | 85 | 149 | | | | | 102,5 | | | |
| 2.0 TSI (150 kW) Eng.CJKA 4/15-7/19 | | | | | | | | | | | | | | | | | |
| 19-2356 | | F/R | | | | | 29,2 | 85 | 149 | | | | | 102,5 | | | |

VOLVO

| METELLI ref | Spare Parts | | F/R | L/R | | | ABS | A | B | C | D | E | F | G | H | I | L | M | Fig | NOTE |
|---|-------------|--------|-----|-----|--|--|-----|---|---|------|------|---|---|---|---|---|------|---|-----|------|
| 19-2658 | | | R | | | | | | | 30 | 60 | | | | | | 37 | | | |
| 2.0 (65 kW) Eng.B 19 A (08.80-07.84) 8/80-7/84 | | | | | | | | | | | | | | | | | | | | |
| 19-2230 | | | F | | | | | | | 26,9 | 50,2 | | | | | | 14,7 | | | |
| 2.0 (68 kW) Eng.B 19 A (08.83-07.84) 8/83-7/84 | | | | | | | | | | | | | | | | | | | | |
| 19-2230 | | | F | | | | | | | 26,9 | 50,2 | | | | | | 14,7 | | | |
| 2.0 (70 kW) Eng.B 19 A (08.80-07.83), B 200 K 8/80-7/83 | | | | | | | | | | | | | | | | | | | | |
| 19-2230 | | | F | | | | | | | 26,9 | 50,2 | | | | | | 14,7 | | | |
| 2.0 (77 kW) Eng.B 200 K 8/84-7/87 | | | | | | | | | | | | | | | | | | | | |
| 19-2230 | | | F | | | | | | | 26,9 | 50,2 | | | | | | 14,7 | | | |
| 19-2658 | | 07/85- | R | | | | | | | 30 | 60 | | | | | | 37 | | | |
| 2.0 (80 kW) Eng.B 200 F (08.88-.) 8/88-7/89 | | | | | | | | | | | | | | | | | | | | |
| 19-2230 | | | F | | | | | | | 26,9 | 50,2 | | | | | | 14,7 | | | |
| 19-2658 | | | R | | | | | | | 30 | 60 | | | | | | 37 | | | |
| 2.0 (81 kW) Eng.B 200 F (08.87-.) 8/87-7/88 | | | | | | | | | | | | | | | | | | | | |
| 19-2230 | | | F | | | | | | | 26,9 | 50,2 | | | | | | 14,7 | | | |
| 19-2658 | | | R | | | | | | | 30 | 60 | | | | | | 37 | | | |
| 2.0 (82 kW) Eng.B 200 E (08.86-.), B 200 F (08.86-.) 8/86-7/88 | | | | | | | | | | | | | | | | | | | | |
| 19-2230 | | | F | | | | | | | 26,9 | 50,2 | | | | | | 14,7 | | | |
| 19-2658 | | | R | | | | | | | 30 | 60 | | | | | | 37 | | | |
| 2.0 (83 kW) Eng.B 19 E (08.82-07.84) 8/82-7/84 | | | | | | | | | | | | | | | | | | | | |
| 19-2230 | | | F | | | | | | | 26,9 | 50,2 | | | | | | 14,7 | | | |
| 2.0 (85 kW) Eng.B 19 E (08.82-07.84) 8/82-7/84 | | | | | | | | | | | | | | | | | | | | |
| 19-2230 | | | F | | | | | | | 26,9 | 50,2 | | | | | | 14,7 | | | |
| 2.0 (87 kW) Eng.B 200 E (01.85-.) 8/84-7/86 | | | | | | | | | | | | | | | | | | | | |
| 19-2230 | | | F | | | | | | | 26,9 | 50,2 | | | | | | 14,7 | | | |
| 19-2658 | | 07/85- | R | | | | | | | 30 | 60 | | | | | | 37 | | | |

VOLVO

| METELLI ref | Spare Parts | | F/R | L/R | | | ABS | A | B | C | D | E | F | G | H | I | L | M | Fig | NOTE |
|--|-------------|--------|-----|-----|--|--|-----|---|---|------|------|-----|---|---|---|---|---|------|-----|------|
| 2.0 (77 kW) Eng.B 200 K 8/84-7/87 | | | | | | | | | | | | | | | | | | | | |
| 19-2230 | | | F | | | | | | | 26,9 | 50,2 | | | | | | | 14,7 | | |
| 19-2658 | | 07/85- | R | | | | | | | 30 | 60 | | | | | | | 37 | | |
| 2.0 (80 kW) Eng.B 200 F (08.88-.) 8/88-7/89 | | | | | | | | | | | | | | | | | | | | |
| 19-2230 | | | F | | | | | | | 26,9 | 50,2 | | | | | | | 14,7 | | |
| 2.0 (81 kW) Eng.B 200 EA (08.87-.) 8/87-7/88 | | | | | | | | | | | | | | | | | | | | |
| 19-2230 | | | F | | | | | | | 26,9 | 50,2 | | | | | | | 14,7 | | |
| 19-2658 | | | R | | | | | | | 30 | 60 | | | | | | | 37 | | |
| 2.0 (82 kW) Eng.B 200 EA (08.86-.) 8/86-7/88 | | | | | | | | | | | | | | | | | | | | |
| 19-2230 | | | F | | | | | | | 26,9 | 50,2 | | | | | | | 14,7 | | |
| 19-2658 | | | R | | | | | | | 30 | 60 | | | | | | | 37 | | |
| 2.0 (83 kW) Eng.B 19 E (08.83-07.84) 8/83-7/84 | | | | | | | | | | | | | | | | | | | | |
| 19-2230 | | | F | | | | | | | 26,9 | 50,2 | | | | | | | 14,7 | | |
| 2.0 (85 kW) Eng.B 200 E (01.85-.) 8/84-7/86 | | | | | | | | | | | | | | | | | | | | |
| 19-2230 | | | F | | | | | | | 26,9 | 50,2 | | | | | | | 14,7 | | |
| 19-2658 | | 07/85- | R | | | | | | | 30 | 60 | | | | | | | 37 | | |
| 2.0 (87 kW) Eng.B 200 E (01.85-.) 8/84-7/86 | | | | | | | | | | | | | | | | | | | | |
| 19-2230 | | | F | | | | | | | 26,9 | 50,2 | | | | | | | 14,7 | | |
| 19-2658 | | 07/85- | R | | | | | | | 30 | 60 | | | | | | | 37 | | |
| 440 K (445) 8/88-12/96 | | | | | | | | | | | | | | | | | | | | |
| 1.6 (61 kW) Eng.B 16 F 9/88-12/96 | | | | | | | | | | | | | | | | | | | | |
| 19-2235 | | -06/91 | F | | | | | | | 35 | 68 | | | | | | | 37 | | |
| 19-2662 | | | R | | | | 44 | | | | | 120 | | | | | | | | +ABS |
| 1.6 (69 kW) Eng.B 16 FI 9/91-8/93 | | | | | | | | | | | | | | | | | | | | |
| 19-2662 | | | R | | | | 44 | | | | | 120 | | | | | | | | +ABS |
| 1.7 (58 kW) Eng.B 18 KD 9/88-8/92 | | | | | | | | | | | | | | | | | | | | |
| 19-2235 | | -06/91 | F | | | | | | | 35 | 68 | | | | | | | 37 | | |
| 19-2662 | | | R | | | | 44 | | | | | 120 | | | | | | | | +ABS |

VOLVO

| METELLI ref | Spare Parts | | F/R | L/R | | ABS | A | B | C | D | E | F | G | H | I | L | M | Fig | NOTE |
|--|-------------|--------|-----|-----|--|-----|---|---|----|----|-----|---|---|---|---|---|---|-----|------|
| 2.0 (81 kW) Eng.B 20 F (01.93-07.95) 8/92-7/95 | | | | | | | | | | | | | | | | | | | |
| 19-2662 | | | R | | | 44 | | | | | 120 | | | | | | | | +ABS |
| 460 L (464) 9/88-7/96 | | | | | | | | | | | | | | | | | | | |
| 1.6 (61 kW) Eng.B 16 F 7/92-7/96 | | | | | | | | | | | | | | | | | | | |
| 19-2662 | | | R | | | 44 | | | | | 120 | | | | | | | | +ABS |
| 1.7 (58 kW) Eng.B 18 KD 9/89-8/91 | | | | | | | | | | | | | | | | | | | |
| 19-2235 | | -06/91 | F | | | | | | 35 | 68 | | | | | | | | 37 | |
| 19-2662 | | | R | | | 44 | | | | | 120 | | | | | | | | +ABS |
| 1.7 (64 kW) Eng.B 18 KP 9/88-7/96 | | | | | | | | | | | | | | | | | | | |
| 19-2235 | | -06/91 | F | | | | | | 35 | 68 | | | | | | | | 37 | |
| 19-2662 | | | R | | | 44 | | | | | 120 | | | | | | | | +ABS |
| 1.7 (66 kW) Eng.B 18 KP 9/90-7/96 | | | | | | | | | | | | | | | | | | | |
| 19-2235 | | -06/91 | F | | | | | | 35 | 68 | | | | | | | | 37 | |
| 19-2662 | | | R | | | 44 | | | | | 120 | | | | | | | | +ABS |
| 1.7 (75 kW) Eng.B 18 EP 8/89-7/92 | | | | | | | | | | | | | | | | | | | |
| 19-2235 | | -06/91 | F | | | | | | 35 | 68 | | | | | | | | 37 | |
| 19-2662 | | | R | | | 44 | | | | | 120 | | | | | | | | +ABS |
| 1.7 (80 kW) Eng.B 18 E 8/89-7/92 | | | | | | | | | | | | | | | | | | | |
| 19-2235 | | -06/91 | F | | | | | | 35 | 68 | | | | | | | | 37 | |
| 19-2662 | | | R | | | 44 | | | | | 120 | | | | | | | | +ABS |
| 1.7 Turbo (88 kW) Eng.B 18 FT 8/89-7/96 | | | | | | | | | | | | | | | | | | | |
| 19-2235 | | -06/91 | F | | | | | | 35 | 68 | | | | | | | | 37 | |
| 19-2662 | | | R | | | 44 | | | | | 120 | | | | | | | | +ABS |
| 1.7 Turbo (90 kW) Eng.B 18 FT 1/91-7/96 | | | | | | | | | | | | | | | | | | | |
| 19-2235 | | -06/91 | F | | | | | | 35 | 68 | | | | | | | | 37 | |
| 19-2662 | | | R | | | 44 | | | | | 120 | | | | | | | | +ABS |
| 1.8 (66 kW) Eng.B 18 U (01.92-07.96) 8/91-7/96 | | | | | | | | | | | | | | | | | | | |
| 19-2662 | | | R | | | 44 | | | | | 120 | | | | | | | | +ABS |

VOLVO

| METELLI ref | Spare Parts | F/R | L/R | ABS | A | B | C | D | E | F | G | H | I | L | M | Fig | NOTE |
|--|-------------|-----|-----|-----|---|---|------|------|-----|---|---|---|---|------|---|-----|------|
| 2.0 (81 kW) Eng.B 20 F (01.93-09.95) 8/92-9/95 | | | | | | | | | | | | | | | | | |
| 19-2662 | | R | | 44 | | | | | 120 | | | | | | | | +ABS |
| 66 (31, 36) 8/75-8/78 | | | | | | | | | | | | | | | | | |
| DL 1.1 (33 kW) Eng.B 11 8/75-8/78 | | | | | | | | | | | | | | | | | |
| 19-2230 | | F | | | | | 26,9 | 50,2 | | | | | | 14,7 | | | |
| GL 1.3 (42 kW) Eng.B 130 8/75-8/78 | | | | | | | | | | | | | | | | | |
| 19-2230 | | F | | | | | 26,9 | 50,2 | | | | | | 14,7 | | | |
| 66 SW (64) 10/75-11/79 | | | | | | | | | | | | | | | | | |
| DL 1.1 (33 kW) Eng.B 11 10/75-11/79 | | | | | | | | | | | | | | | | | |
| 19-2230 | | F | | | | | 26,9 | 50,2 | | | | | | 14,7 | | | |
| GL 1.3 (42 kW) Eng.B 130 10/75-11/79 | | | | | | | | | | | | | | | | | |
| 19-2230 | | F | | | | | 26,9 | 50,2 | | | | | | 14,7 | | | |
| 850 (854) 6/91-10/97 | | | | | | | | | | | | | | | | | |
| 2.0 (93 kW) Eng.B 5202 S (08.94-.) 8/94-12/96 | | | | | | | | | | | | | | | | | |
| 19-2313 | | F | | | | | 29 | 136 | | | | | | 76 | | | |
| 2.0 (105 kW) Eng.B 5204 FS 6/91-12/96 | | | | | | | | | | | | | | | | | |
| 19-2313 | 07/93- | F | | | | | 29 | 136 | | | | | | 76 | | | |
| 2.0 Turbo (155 kW) Eng.B 5204 FT, B 5204 T (08.93-.) 8/93-12/96 | | | | | | | | | | | | | | | | | |
| 19-2313 | | F | | | | | 29 | 136 | | | | | | 76 | | | |
| 2.3 T5 (166 kW) Eng.B 5234 FT (01.94-.) 8/93-7/96 | | | | | | | | | | | | | | | | | |
| 19-2313 | | F | | | | | 29 | 136 | | | | | | 76 | | | |
| 2.3 T5-R (184 kW) Eng.B 5234 T4 8/95-12/96 | | | | | | | | | | | | | | | | | |
| 19-2313 | | F | | | | | 29 | 136 | | | | | | 76 | | | |
| 2.4 (103 kW) Eng.B 5252 (01.93-.) 6/91-7/94 | | | | | | | | | | | | | | | | | |
| 19-2313 | 07/93- | F | | | | | 29 | 136 | | | | | | 76 | | | |

VOLVO

| METELLI ref | Spare Parts | F/R | L/R | ABS | A | B | C | D | E | F | G | H | I | L | M | Fig | NOTE |
|---|-------------|-----|-----|-----|---|----|----|-----|-----|---|---|---|---|-------|---|-----|------|
| 2.5 TDI (103 kW) Eng.D 5252 T (01.96-.) 8/95-12/96 | | | | | | | | | | | | | | | | | |
| 19-2313 | | F | | | | | 29 | 136 | | | | | | 76 | | | |
| C30 (533) 10/06-12/12 | | | | | | | | | | | | | | | | | |
| 1.6 (74 kW) Eng.B 4164 S3 10/06-12/12 | | | | | | | | | | | | | | | | | |
| 19-2850 | | F | | | | | | 78 | 131 | | | | | 92 | | | |
| 19-2970 | | R | | | | 36 | | | 136 | | | | | 126,4 | | | |
| 1.6 D (80 kW) Eng.D 4164 T 10/06-12/12 | | | | | | | | | | | | | | | | | |
| 19-2850 | | F | | | | | | 78 | 131 | | | | | 92 | | | |
| 19-2970 | | R | | | | 36 | | | 136 | | | | | 126,4 | | | |
| 1.6 D2 (84 kW) Eng.D 4162 T 10/10-12/12 | | | | | | | | | | | | | | | | | |
| 19-2850 | | F | | | | | | 78 | 131 | | | | | 92 | | | |
| 19-2970 | | R | | | | 36 | | | 136 | | | | | 126,4 | | | |
| 1.8 (92 kW) Eng.B 4184 S11 10/06-12/12 | | | | | | | | | | | | | | | | | |
| 19-2850 | | F | | | | | | 78 | 131 | | | | | 92 | | | |
| 19-2970 | | R | | | | 36 | | | 136 | | | | | 126,4 | | | |
| 1.8 FlexFuel (92 kW) Eng.B 4184 S8 1/07-12/12 | | | | | | | | | | | | | | | | | |
| 19-2850 | | F | | | | | | 78 | 131 | | | | | 92 | | | |
| 19-2970 | | R | | | | 36 | | | 136 | | | | | 126,4 | | | |
| 2.0 (107 kW) Eng.B 4204 S3 10/06-12/12 | | | | | | | | | | | | | | | | | |
| 19-2850 | | F | | | | | | 78 | 131 | | | | | 92 | | | |
| 19-2970 | | R | | | | 36 | | | 136 | | | | | 126,4 | | | |
| 2.0 D (100 kW) Eng.D 4204 T 10/06-12/12 | | | | | | | | | | | | | | | | | |
| 19-2850 | | F | | | | | | 78 | 131 | | | | | 92 | | | |
| 19-2970 | | R | | | | 36 | | | 136 | | | | | 126,4 | | | |
| 2.0 FlexFuel (107 kW) Eng.B 4204 S4 1/10-12/12 | | | | | | | | | | | | | | | | | |
| 19-2850 | | F | | | | | | 78 | 131 | | | | | 92 | | | |
| 19-2970 | | R | | | | 36 | | | 136 | | | | | 126,4 | | | |

VOLVO

| METELLI ref | Spare Parts | | F/R | L/R | | | ABS | A | B | C | D | E | F | G | H | I | L | M | Fig | NOTE |
|--|-------------|--------|-----|-----|--|--|-----|---|----|----|-----|-----|---|---|---|---|-------|---|-----|------|
| 19-2970 | | | R | | | | | | 36 | | | 136 | | | | | 126,4 | | | |
| C70 I Cabrio (873) 3/98-10/05 | | | | | | | | | | | | | | | | | | | | |
| 2.0 (132 kW) Eng.B 5204 T2 (03.98-.) 3/98-10/05 | | | | | | | | | | | | | | | | | | | | |
| 19-2313 | | -06/98 | F | | | | | | | 29 | 136 | | | | | | | | 76 | |
| 19-2315 | | 07/98- | F | | | | | | | | | 135 | | | | | | | 82 | |
| 2.0 T (120 kW) Eng.B 5204 T4 3/00-10/05 | | | | | | | | | | | | | | | | | | | | |
| 19-2315 | | | F | | | | | | | | | 135 | | | | | | | 82 | |
| 2.0 T (166 kW) Eng.B 5204 T3 (03.98-.) 3/98-10/05 | | | | | | | | | | | | | | | | | | | | |
| 19-2313 | | -06/98 | F | | | | | | | 29 | 136 | | | | | | | | 76 | |
| 19-2315 | | 07/98- | F | | | | | | | | | 135 | | | | | | | 82 | |
| 2.3 T5 (176 kW) Eng.B 5234 T3 3/98-10/05 | | | | | | | | | | | | | | | | | | | | |
| 19-2313 | | -06/98 | F | | | | | | | 29 | 136 | | | | | | | | 76 | |
| 19-2315 | | 07/98- | F | | | | | | | | | 135 | | | | | | | 82 | |
| 2.3 T5 (180 kW) Eng.B 5234 T9 7/02-10/05 | | | | | | | | | | | | | | | | | | | | |
| 19-2315 | | | F | | | | | | | | | 135 | | | | | | | 82 | |
| 2.4 (125 kW) Eng.B 5254 S (06.98-.) 6/98-10/05 | | | | | | | | | | | | | | | | | | | | |
| 19-2313 | | -06/98 | F | | | | | | | 29 | 136 | | | | | | | | 76 | |
| 19-2315 | | 07/98- | F | | | | | | | | | 135 | | | | | | | 82 | |
| 2.4 T (142 kW) Eng.B 5244 T, B 5254 T (03.98-.) 3/98-10/05 | | | | | | | | | | | | | | | | | | | | |
| 19-2313 | | -06/98 | F | | | | | | | 29 | 136 | | | | | | | | 76 | |
| 19-2315 | | 07/98- | F | | | | | | | | | 135 | | | | | | | 82 | |
| C70 I Coupe (872) 3/97-9/02 | | | | | | | | | | | | | | | | | | | | |
| 2.0 (132 kW) Eng.B 5204 T2 (03.97-.) 3/97-9/02 | | | | | | | | | | | | | | | | | | | | |
| 19-2313 | | -06/98 | F | | | | | | | 29 | 136 | | | | | | | | 76 | |
| 19-2315 | | 07/98- | F | | | | | | | | | 135 | | | | | | | 82 | |
| 2.0 T (120 kW) Eng.B 5204 T4 3/00-9/02 | | | | | | | | | | | | | | | | | | | | |
| 19-2315 | | | F | | | | | | | | | 135 | | | | | | | 82 | |

VOLVO

| METELLI ref | Spare Parts | | F/R | L/R | | | ABS | A | B | C | D | E | F | G | H | I | L | M | Fig | NOTE |
|---|-------------|--|-----|-----|--|--|-----|---|---|----|----|-----|---|---|---|---|----|---|-----|------|
| T5 (162 kW) Eng.B 5254 T3 3/06-2/07 | | | | | | | | | | | | | | | | | | | | |
| 19-2850 | | | F | | | | | | | | 78 | 131 | | | | | 92 | | | |
| T5 (169 kW) Eng.B 5254 T7 3/07-6/13 | | | | | | | | | | | | | | | | | | | | |
| 19-2850 | | | F | | | | | | | | 78 | 131 | | | | | 92 | | | |
| S40 I (644) 7/95-12/04 | | | | | | | | | | | | | | | | | | | | |
| 1.6 (77 kW) Eng.B 4164 S (09.95-.) 9/95-8/99 | | | | | | | | | | | | | | | | | | | | |
| 19-2466 | | | R | | | | | | | 30 | | 140 | | | | | 72 | | | |
| 1.6 (80 kW) Eng.B 4164 S2 (01.00-.) 3/99-12/03 | | | | | | | | | | | | | | | | | | | | |
| 19-2466 | | | R | | | | | | | 30 | | 140 | | | | | 72 | | | |
| 1.8 (85 kW) Eng.B 4184 S (01.96-.), B 4184 S3 7/95-8/99 | | | | | | | | | | | | | | | | | | | | |
| 19-2466 | | | R | | | | | | | 30 | | 140 | | | | | 72 | | | |
| 1.8 (85 kW) Eng.B 4184 S2 6/01-8/03 | | | | | | | | | | | | | | | | | | | | |
| 19-2466 | | | R | | | | | | | 30 | | 140 | | | | | 72 | | | |
| 1.8 (90 kW) Eng.B 4184 S2 3/99-12/03 | | | | | | | | | | | | | | | | | | | | |
| 19-2466 | | | R | | | | | | | 30 | | 140 | | | | | 72 | | | |
| 1.8 i (90 kW) Eng.B 4184 SJ 6/01-12/03 | | | | | | | | | | | | | | | | | | | | |
| 19-2466 | | | R | | | | | | | 30 | | 140 | | | | | 72 | | | |
| 1.8 i (92 kW) Eng.B 4184 SM (03.98-.) 3/98-12/03 | | | | | | | | | | | | | | | | | | | | |
| 19-2466 | | | R | | | | | | | 30 | | 140 | | | | | 72 | | | |
| 1.8 LPG (90 kW) Eng.B 4184 S9 3/99-12/04 | | | | | | | | | | | | | | | | | | | | |
| 19-2466 | | | R | | | | | | | 30 | | 140 | | | | | 72 | | | |
| 1.9 DI (70 kW) Eng.D 4192 T2 (01.00-.) 3/99-7/00 | | | | | | | | | | | | | | | | | | | | |
| 19-2466 | | | R | | | | | | | 30 | | 140 | | | | | 72 | | | |
| 1.9 DI (75 kW) Eng.D 4192 T4 7/00-12/03 | | | | | | | | | | | | | | | | | | | | |
| 19-2466 | | | R | | | | | | | 30 | | 140 | | | | | 72 | | | |
| 1.9 DI (85 kW) Eng.D 4192 T3 7/00-12/03 | | | | | | | | | | | | | | | | | | | | |
| 19-2466 | | | R | | | | | | | 30 | | 140 | | | | | 72 | | | |

VOLVO

| METELLI ref | Spare Parts | | F/R | L/R | | | ABS | A | B | C | D | E | F | G | H | I | L | M | Fig | NOTE |
|---|-------------|--|-----|-----|--|--|-----|---|----|---|----|-----|---|---|---|---|-------|---|-----|------|
| 19-2970 | | | R | | | | | | 36 | | | 136 | | | | | 126,4 | | | |
| 1.8 FlexFuel (92 kW) Eng.B 4184 S8 1/06-12/10 | | | | | | | | | | | | | | | | | | | | |
| 19-2850 | | | F | | | | | | | | 78 | 131 | | | | | 92 | | | |
| 19-2970 | | | R | | | | | | 36 | | | 136 | | | | | 126,4 | | | |
| 2.0 (107 kW) Eng.B 4204 S3 10/06-12/12 | | | | | | | | | | | | | | | | | | | | |
| 19-2850 | | | F | | | | | | | | 78 | 131 | | | | | 92 | | | |
| 19-2970 | | | R | | | | | | 36 | | | 136 | | | | | 126,4 | | | |
| 2.0 CDI (98 kW) Eng.D 4204 T2 7/05-12/06 | | | | | | | | | | | | | | | | | | | | |
| 19-2850 | | | F | | | | | | | | 78 | 131 | | | | | 92 | | | |
| 19-2970 | | | R | | | | | | 36 | | | 136 | | | | | 126,4 | | | |
| 2.0 D (100 kW) Eng.D 4204 T 1/04-12/10 | | | | | | | | | | | | | | | | | | | | |
| 19-2850 | | | F | | | | | | | | 78 | 131 | | | | | 92 | | | |
| 19-2970 | | | R | | | | | | 36 | | | 136 | | | | | 126,4 | | | |
| 2.0 D4 (96 kW) Eng.D 4204 T2 7/05-12/06 | | | | | | | | | | | | | | | | | | | | |
| 19-2850 | | | F | | | | | | | | 78 | 131 | | | | | 92 | | | |
| 19-2970 | | | R | | | | | | 36 | | | 136 | | | | | 126,4 | | | |
| 2.0 F (107 kW) Eng.B 4204 S4 10/09-12/12 | | | | | | | | | | | | | | | | | | | | |
| 19-2850 | | | F | | | | | | | | 78 | 131 | | | | | 92 | | | |
| 19-2970 | | | R | | | | | | 36 | | | 136 | | | | | 126,4 | | | |
| 2.4 (103 kW) Eng.B 5244 S5 1/04-12/10 | | | | | | | | | | | | | | | | | | | | |
| 19-2850 | | | F | | | | | | | | 78 | 131 | | | | | 92 | | | |
| 19-2970 | | | R | | | | | | 36 | | | 136 | | | | | 126,4 | | | |
| 2.4 (125 kW) Eng.B 5244 S4 1/04-12/12 | | | | | | | | | | | | | | | | | | | | |
| 19-2850 | | | F | | | | | | | | 78 | 131 | | | | | 92 | | | |
| 19-2970 | | | R | | | | | | 36 | | | 136 | | | | | 126,4 | | | |
| 2.4 CDI (120 kW) Eng.D 5244 T9 3/07-12/10 | | | | | | | | | | | | | | | | | | | | |
| 19-2850 | | | F | | | | | | | | 78 | 131 | | | | | 92 | | | |
| 19-2970 | | | R | | | | | | 36 | | | 136 | | | | | 126,4 | | | |

VOLVO

| METELLI ref | Spare Parts | | F/R | L/R | | ABS | A | B | C | D | E | F | G | H | I | L | M | Fig | NOTE |
|---|-------------|--|-----|-----|--|-----|---|----|---|----|-----|---|---|---|---|-------|---|-----|------|
| 2.4 D5 (132 kW) Eng.D 5244 T13, D 5244 T8 3/06-12/10 | | | | | | | | | | | | | | | | | | | |
| 19-2850 | | | F | | | | | | | 78 | 131 | | | | | 92 | | | |
| 19-2970 | | | R | | | | | 36 | | | 136 | | | | | 126,4 | | | |
| D3 (110 kW) Eng.D 5204 T5 10/10-12/12 | | | | | | | | | | | | | | | | | | | |
| 19-2850 | | | F | | | | | | | 78 | 131 | | | | | 92 | | | |
| 19-2970 | | | R | | | | | 36 | | | 136 | | | | | 126,4 | | | |
| D4 (130 kW) Eng.D 5204 T 10/10-12/12 | | | | | | | | | | | | | | | | | | | |
| 19-2850 | | | F | | | | | | | 78 | 131 | | | | | 92 | | | |
| 19-2970 | | | R | | | | | 36 | | | 136 | | | | | 126,4 | | | |
| T5 (162 kW) Eng.B 5254 T3 1/04-12/07 | | | | | | | | | | | | | | | | | | | |
| 19-2850 | | | F | | | | | | | 78 | 131 | | | | | 92 | | | |
| 19-2970 | | | R | | | | | 36 | | | 136 | | | | | 126,4 | | | |
| T5 (169 kW) Eng.B 5254 T7 3/07-12/12 | | | | | | | | | | | | | | | | | | | |
| 19-2850 | | | F | | | | | | | 78 | 131 | | | | | 92 | | | |
| 19-2970 | | | R | | | | | 36 | | | 136 | | | | | 126,4 | | | |
| T5 AWD (162 kW) Eng.B 5254 T3 4/04-12/07 | | | | | | | | | | | | | | | | | | | |
| 19-2850 | | | F | | | | | | | 78 | 131 | | | | | 92 | | | |
| T5 AWD (169 kW) Eng.B 5254 T7 3/07-12/10 | | | | | | | | | | | | | | | | | | | |
| 19-2850 | | | F | | | | | | | 78 | 131 | | | | | 92 | | | |
| S60 I (384) 7/00-4/10 | | | | | | | | | | | | | | | | | | | |
| 2.0 T (132 kW) Eng.B 5204 T5 7/00-4/10 | | | | | | | | | | | | | | | | | | | |
| 19-2314 | | | F | | | | | | | | 136 | | | | | 82 | | | |
| 19-2467 | | | R | | | | | | | | 136 | | | | | 90,6 | | | |
| 2.3 T5 (195 kW) Eng.B 5234 T7 7/00-9/02 | | | | | | | | | | | | | | | | | | | |
| 19-2314 | | | F | | | | | | | | 136 | | | | | 82 | | | |
| 19-2467 | | | R | | | | | | | | 136 | | | | | 90,6 | | | |
| 2.4 (103 kW) Eng.B 5244 S2 7/00-4/10 | | | | | | | | | | | | | | | | | | | |
| 19-2314 | | | F | | | | | | | | 136 | | | | | 82 | | | |

VOLVO

| METELLI ref | Spare Parts | | F/R | L/R | | | ABS | A | B | C | D | E | F | G | H | I | L | M | Fig | NOTE |
|--|-------------|--|-----|-----|--|--|-----|---|---|---|---|-----|---|---|---|---|------|---|-----|------|
| 19-2467 | | | R | | | | | | | | | 136 | | | | | 90,6 | | | |
| 2.4 (125 kW) Eng.B 5244 S 11/00-4/10 | | | | | | | | | | | | | | | | | | | | |
| 19-2314 | | | F | | | | | | | | | 136 | | | | | 82 | | | |
| 19-2467 | | | R | | | | | | | | | 136 | | | | | 90,6 | | | |
| 2.4 (132 kW) Eng.B 5244 T4 1/05-10/06 | | | | | | | | | | | | | | | | | | | | |
| 19-2314 | | | F | | | | | | | | | 136 | | | | | 82 | | | |
| 19-2467 | | | R | | | | | | | | | 136 | | | | | 90,6 | | | |
| 2.4 Bifuel (CNG) (103 kW) Eng.B 5244 SG, B 5244 SG2 7/01-4/10 | | | | | | | | | | | | | | | | | | | | |
| 19-2314 | | | F | | | | | | | | | 136 | | | | | 82 | | | |
| 19-2467 | | | R | | | | | | | | | 136 | | | | | 90,6 | | | |
| 2.4 Bifuel (LPG) (103 kW) Eng.B 5244 SG2 7/01-4/10 | | | | | | | | | | | | | | | | | | | | |
| 19-2314 | | | F | | | | | | | | | 136 | | | | | 82 | | | |
| 19-2467 | | | R | | | | | | | | | 136 | | | | | 90,6 | | | |
| 2.4 CDI (85 kW) Eng.D 5244 T3 10/03-12/05 | | | | | | | | | | | | | | | | | | | | |
| 19-2314 | | | F | | | | | | | | | 136 | | | | | 82 | | | |
| 19-2467 | | | R | | | | | | | | | 136 | | | | | 90,6 | | | |
| 2.4 D (90 kW) Eng.D 5244 T6 5/05-12/06 | | | | | | | | | | | | | | | | | | | | |
| 19-2314 | | | F | | | | | | | | | 136 | | | | | 82 | | | |
| 19-2467 | | | R | | | | | | | | | 136 | | | | | 90,6 | | | |
| 2.4 D (93 kW) Eng.D 5244 T7 3/05-4/10 | | | | | | | | | | | | | | | | | | | | |
| 19-2314 | | | F | | | | | | | | | 136 | | | | | 82 | | | |
| 19-2467 | | | R | | | | | | | | | 136 | | | | | 90,6 | | | |
| 2.4 D (96 kW) Eng.D 5244 T2 5/01-4/10 | | | | | | | | | | | | | | | | | | | | |
| 19-2314 | | | F | | | | | | | | | 136 | | | | | 82 | | | |
| 19-2467 | | | R | | | | | | | | | 136 | | | | | 90,6 | | | |
| 2.4 D (120 kW) Eng.D 5244 T5 7/05-12/09 | | | | | | | | | | | | | | | | | | | | |
| 19-2314 | | | F | | | | | | | | | 136 | | | | | 82 | | | |
| 19-2467 | | | R | | | | | | | | | 136 | | | | | 90,6 | | | |

VOLVO

| METELLI ref | Spare Parts | | F/R | L/R | | | ABS | A | B | C | D | E | F | G | H | I | L | M | Fig | NOTE |
|---|-------------|--|-----|-----|--|--|-----|---|----|---|---|-----|---|---|---|---|------|---|-----|------|
| 2.4 D5 (120 kW) Eng.D 5244 T 1/01-4/10 | | | | | | | | | | | | | | | | | | | | |
| 19-2314 | | | F | | | | | | | | | 136 | | | | | 82 | | | |
| 19-2467 | | | R | | | | | | | | | 136 | | | | | 90,6 | | | |
| 2.4 D5 (136 kW) Eng.D 5244 T4 3/05-4/10 | | | | | | | | | | | | | | | | | | | | |
| 19-2314 | | | F | | | | | | | | | 136 | | | | | 82 | | | |
| 19-2467 | | | R | | | | | | | | | 136 | | | | | 90,6 | | | |
| 2.4 T (147 kW) Eng.B 5244 T3 7/00-4/10 | | | | | | | | | | | | | | | | | | | | |
| 19-2314 | | | F | | | | | | | | | 136 | | | | | 82 | | | |
| 19-2467 | | | R | | | | | | | | | 136 | | | | | 90,6 | | | |
| 2.4 T AWD (147 kW) Eng.B 5244 T3 6/01-4/10 | | | | | | | | | | | | | | | | | | | | |
| 19-2314 | | | F | | | | | | | | | 136 | | | | | 82 | | | |
| 19-2744 | | | R | | | | | | 25 | | | 136 | | | | | 88 | | | |
| 2.4 T5 (191 kW) Eng.B 5244 T5 4/04-4/10 | | | | | | | | | | | | | | | | | | | | |
| 19-2314 | | | F | | | | | | | | | 136 | | | | | 82 | | | |
| 19-2467 | | | R | | | | | | | | | 136 | | | | | 90,6 | | | |
| 2.5 T (154 kW) Eng.B 5254 T2 1/03-4/10 | | | | | | | | | | | | | | | | | | | | |
| 19-2314 | | | F | | | | | | | | | 136 | | | | | 82 | | | |
| 19-2467 | | | R | | | | | | | | | 136 | | | | | 90,6 | | | |
| 2.5 T AWD (154 kW) Eng.B 5254 T2 7/02-4/10 | | | | | | | | | | | | | | | | | | | | |
| 19-2314 | | | F | | | | | | | | | 136 | | | | | 82 | | | |
| 19-2744 | | | R | | | | | | 25 | | | 136 | | | | | 88 | | | |
| R 2,5 T AWD (221 kW) Eng.B 5254 T4 1/03-4/10 | | | | | | | | | | | | | | | | | | | | |
| 19-2314 | | | F | | | | | | | | | 136 | | | | | 82 | | | |
| 19-2744 | | | R | | | | | | 25 | | | 136 | | | | | 88 | | | |
| T5 (184 kW) Eng.B 5234 T3 7/00-4/10 | | | | | | | | | | | | | | | | | | | | |
| 19-2314 | | | F | | | | | | | | | 136 | | | | | 82 | | | |
| 19-2467 | | | R | | | | | | | | | 136 | | | | | 90,6 | | | |

VOLVO

| METELLI ref | Spare Parts | F/R | L/R | ABS | A | B | C | D | E | F | G | H | I | L | M | Fig | NOTE |
|--|-------------|-----|-----|-----|---|----|---|----|-------|---|---|---|---|---|---|-----|------|
| S60 II (134) 4/10-1/70 | | | | | | | | | | | | | | | | | |
| 1.5 T2 (90 kW) Eng.B 4154 T5 10/15-5/18 | | | | | | | | | | | | | | | | | |
| 19-2852 | | F | | | | 40 | | 82 | 136,5 | | | | | | | 92 | |
| 1.5 T3 (112 kW) Eng.B 4154 T4 3/15-5/18 | | | | | | | | | | | | | | | | | |
| 19-2852 | | F | | | | 40 | | 82 | 136,5 | | | | | | | 92 | |
| 2.0 D2 (88 kW) Eng.D 4204 T20, D 4204 T8 3/15-5/18 | | | | | | | | | | | | | | | | | |
| 19-2852 | | F | | | | 40 | | 82 | 136,5 | | | | | | | 92 | |
| 2.0 D3 (110 kW) Eng.D 4204 T4, D 4204 T9 3/15-5/18 | | | | | | | | | | | | | | | | | |
| 19-2852 | | F | | | | 40 | | 82 | 136,5 | | | | | | | 92 | |
| 2.0 D4 (140 kW) Eng.D 4204 T14 3/15-5/18 | | | | | | | | | | | | | | | | | |
| 19-2852 | | F | | | | 40 | | 82 | 136,5 | | | | | | | 92 | |
| 2.0 D5 (165 kW) Eng.D 4204 T11 3/15-5/18 | | | | | | | | | | | | | | | | | |
| 19-2852 | | F | | | | 40 | | 82 | 136,5 | | | | | | | 92 | |
| 2.0 Polestar AWD (270 kW) Eng.B 4204 T43 6/15-5/18 | | | | | | | | | | | | | | | | | |
| 19-2852 | | F | | | | 40 | | 82 | 136,5 | | | | | | | 92 | |
| 2.0 T (132 kW) Eng.B 5204 T8 5/12-12/15 | | | | | | | | | | | | | | | | | |
| 19-2852 | | F | | | | 40 | | 82 | 136,5 | | | | | | | 92 | |
| 2.0 T (149 kW) Eng.B 4204 T6 4/10-12/11 | | | | | | | | | | | | | | | | | |
| 19-2852 | | F | | | | 40 | | 82 | 136,5 | | | | | | | 92 | |
| 2.0 T3 (112 kW) Eng.B 4204 T37 3/15-5/18 | | | | | | | | | | | | | | | | | |
| 19-2852 | | F | | | | 40 | | 82 | 136,5 | | | | | | | 92 | |
| 2.0 T4 (140 kW) Eng.B 4204 T19 3/15-5/18 | | | | | | | | | | | | | | | | | |
| 19-2852 | | F | | | | 40 | | 82 | 136,5 | | | | | | | 92 | |
| 2.0 T5 DRIVe (180 kW) Eng.B 4204 T7 9/14-12/15 | | | | | | | | | | | | | | | | | |
| 19-2852 | | F | | | | 40 | | 82 | 136,5 | | | | | | | 92 | |
| 2.4 D4 AWD (140 kW) Eng.D 5244 T21 3/15-5/18 | | | | | | | | | | | | | | | | | |
| 19-2852 | | F | | | | 40 | | 82 | 136,5 | | | | | | | 92 | |

VOLVO

| METELLI ref | Spare Parts | | F/R | L/R | | | ABS | A | B | C | D | E | F | G | H | I | L | M | Fig | NOTE |
|--|-------------|--|-----|-----|--|--|-----|---|----|---|----|-------|---|---|---|---|---|---|-----|------|
| D5 AWD (158 kW) Eng.D 5244 T15 4/11-12/15 | | | | | | | | | | | | | | | | | | | | |
| 19-2852 | | | F | | | | | | 40 | | 82 | 136,5 | | | | | | | 92 | |
| D5 AWD (169 kW) Eng.D 5244 T15 4/14-12/15 | | | | | | | | | | | | | | | | | | | | |
| 19-2852 | | | F | | | | | | 40 | | 82 | 136,5 | | | | | | | 92 | |
| D5 Drive-E Polestar (171 kW) Eng.D 4204 T11 3/15-5/18 | | | | | | | | | | | | | | | | | | | | |
| 19-2852 | | | F | | | | | | 40 | | 82 | 136,5 | | | | | | | 92 | |
| DRIVe / D2 (84 kW) Eng.D 4162 T 1/11-12/15 | | | | | | | | | | | | | | | | | | | | |
| 19-2852 | | | F | | | | | | 40 | | 82 | 136,5 | | | | | | | 92 | |
| T3 (110 kW) Eng.B 4164 T3 4/10-12/15 | | | | | | | | | | | | | | | | | | | | |
| 19-2852 | | | F | | | | | | 40 | | 82 | 136,5 | | | | | | | 92 | |
| T4 (132 kW) Eng.B 4164 T 4/10-12/15 | | | | | | | | | | | | | | | | | | | | |
| 19-2852 | | | F | | | | | | 40 | | 82 | 136,5 | | | | | | | 92 | |
| T4F (132 kW) Eng.B 4164 T2 4/11-12/15 | | | | | | | | | | | | | | | | | | | | |
| 19-2852 | | | F | | | | | | 40 | | 82 | 136,5 | | | | | | | 92 | |
| T5 (157 kW) Eng.B 5204 T9 11/13-3/15 | | | | | | | | | | | | | | | | | | | | |
| 19-2852 | | | F | | | | | | 40 | | 82 | 136,5 | | | | | | | 92 | |
| T5 (177 kW) Eng.B 4204 T7 4/10-12/14 | | | | | | | | | | | | | | | | | | | | |
| 19-2852 | | | F | | | | | | 40 | | 82 | 136,5 | | | | | | | 92 | |
| T5 (180 kW) Eng.B 4204 T11 9/13-12/18 | | | | | | | | | | | | | | | | | | | | |
| 19-2852 | | | F | | | | | | 40 | | 82 | 136,5 | | | | | | | 92 | |
| T5 (225 kW) Eng.B 4204 T9 8/13-5/18 | | | | | | | | | | | | | | | | | | | | |
| 19-2852 | | | F | | | | | | 40 | | 82 | 136,5 | | | | | | | 92 | |
| T5 AWD (180 kW) Eng.B 4204 T11 7/14-12/18 | | | | | | | | | | | | | | | | | | | | |
| 19-2852 | | | F | | | | | | 40 | | 82 | 136,5 | | | | | | | 92 | |
| T5 AWD (187 kW) Eng.B 5254 T12 8/15-12/18 | | | | | | | | | | | | | | | | | | | | |
| 19-2852 | | | F | | | | | | 40 | | 82 | 136,5 | | | | | | | 92 | |
| T5 Drive-E Polestar AWD (186 kW) Eng.B 4204 T11 6/16-5/18 | | | | | | | | | | | | | | | | | | | | |
| 19-2852 | | | F | | | | | | 40 | | 82 | 136,5 | | | | | | | 92 | |

VOLVO

| METELLI ref | Spare Parts | | F/R | L/R | | | ABS | A | B | C | D | E | F | G | H | I | L | M | Fig | NOTE | |
|--|-------------|--------|-----|-----|--|--|-----|---|---|----|-----|-----|---|---|---|---|----|---|-----|------|--|
| 2.3 (177 kW) Eng.B 5234 T3 11/96-11/00 | | | | | | | | | | | | | | | | | | | | | |
| 19-2315 | | | F | | | | | | | | | 135 | | | | | 82 | | | | |
| 2.3 (195 kW) Eng.B 5234 T7 4/99-9/00 | | | | | | | | | | | | | | | | | | | | | |
| 19-2315 | | | F | | | | | | | | | 135 | | | | | 82 | | | | |
| 2.3 T-5 (176 kW) Eng.B 5234 T3 1/97-11/00 | | | | | | | | | | | | | | | | | | | | | |
| 19-2313 | | -06/98 | F | | | | | | | 29 | 136 | | | | | | 76 | | | | |
| 19-2315 | | 07/98- | F | | | | | | | | | 135 | | | | | 82 | | | | |
| 2.3 Turbo (184 kW) Eng.B 5234 T4 1/97-11/00 | | | | | | | | | | | | | | | | | | | | | |
| 19-2313 | | -06/98 | F | | | | | | | 29 | 136 | | | | | | 76 | | | | |
| 19-2315 | | 07/98- | F | | | | | | | | | 135 | | | | | 82 | | | | |
| 2.4 (103 kW) Eng.B 5244 S2, B 5244 SG 8/99-11/00 | | | | | | | | | | | | | | | | | | | | | |
| 19-2315 | | | F | | | | | | | | | 135 | | | | | 82 | | | | |
| 2.4 (106 kW) Eng.B 5252 FS 1/97-11/00 | | | | | | | | | | | | | | | | | | | | | |
| 19-2313 | | -06/98 | F | | | | | | | 29 | 136 | | | | | | 76 | | | | |
| 19-2315 | | 07/98- | F | | | | | | | | | 135 | | | | | 82 | | | | |
| 2.4 (121 kW) Eng.B 5254 S 6/98-11/00 | | | | | | | | | | | | | | | | | | | | | |
| 19-2313 | | -06/98 | F | | | | | | | 29 | 136 | | | | | | 76 | | | | |
| 19-2315 | | 07/98- | F | | | | | | | | | 135 | | | | | 82 | | | | |
| 2.4 (125 kW) Eng.B 5244 S, B 5254 S (01.97-.) 1/97-11/00 | | | | | | | | | | | | | | | | | | | | | |
| 19-2313 | | -06/98 | F | | | | | | | 29 | 136 | | | | | | 76 | | | | |
| 19-2315 | | 07/98- | F | | | | | | | | | 135 | | | | | 82 | | | | |
| 2.4 AWD (103 kW) Eng.B 5244 S2 4/99-9/00 | | | | | | | | | | | | | | | | | | | | | |
| 19-2315 | | | F | | | | | | | | | 135 | | | | | 82 | | | | |
| 2.4 AWD (106 kW) Eng.B 5252 FS 11/96-5/99 | | | | | | | | | | | | | | | | | | | | | |
| 19-2313 | | -06/98 | F | | | | | | | 29 | 136 | | | | | | 76 | | | | |
| 19-2315 | | 07/98- | F | | | | | | | | | 135 | | | | | 82 | | | | |
| 2.4 AWD (121 kW) Eng.B 5254 S 10/98-5/99 | | | | | | | | | | | | | | | | | | | | | |
| 19-2315 | | | F | | | | | | | | | 135 | | | | | 82 | | | | |

VOLVO

| METELLI ref | Spare Parts | | F/R | L/R | | | ABS | A | B | C | D | E | F | G | H | I | L | M | Fig | NOTE |
|--|-------------|--------|-----|-----|--|--|-----|---|---|----|-----|-----|---|---|---|---|------|---|-----|------|
| 2.4 AWD (125 kW) Eng.B 5244 S 4/99-9/00 | | | | | | | | | | | | | | | | | | | | |
| 19-2315 | | | F | | | | | | | | | 135 | | | | | 82 | | | |
| 2.4 Bifuel (103 kW) Eng.B 5244 SG 7/99-11/00 | | | | | | | | | | | | | | | | | | | | |
| 19-2315 | | | F | | | | | | | | | 135 | | | | | 82 | | | |
| 2.4 Bifuel (106 kW) Eng.GB 5252 S 10/98-11/00 | | | | | | | | | | | | | | | | | | | | |
| 19-2315 | | | F | | | | | | | | | 135 | | | | | 82 | | | |
| 2.4 T5 AWD (142 kW) Eng.B 5254 T 11/96-4/99 | | | | | | | | | | | | | | | | | | | | |
| 19-2313 | | -06/98 | F | | | | | | | 29 | 136 | | | | | | 76 | | | |
| 19-2315 | | 07/98- | F | | | | | | | | | 135 | | | | | 82 | | | |
| 2.4 Turbo (142 kW) Eng.B 5244 T, B 5254 T (01.97-.) 1/97-11/00 | | | | | | | | | | | | | | | | | | | | |
| 19-2313 | | -06/98 | F | | | | | | | 29 | 136 | | | | | | 76 | | | |
| 19-2315 | | 07/98- | F | | | | | | | | | 135 | | | | | 82 | | | |
| 2.5 TDI (103 kW) Eng.D 5252 T (01.97-.) 1/97-11/00 | | | | | | | | | | | | | | | | | | | | |
| 19-2313 | | -06/98 | F | | | | | | | 29 | 136 | | | | | | 76 | | | |
| 19-2315 | | 07/98- | F | | | | | | | | | 135 | | | | | 82 | | | |
| 2.5 TDi AWD (103 kW) Eng.D 5252 T 10/99-9/00 | | | | | | | | | | | | | | | | | | | | |
| 19-2315 | | | F | | | | | | | | | 135 | | | | | 82 | | | |
| S80 I (184) 5/98-7/06 | | | | | | | | | | | | | | | | | | | | |
| 2.0 (120 kW) Eng.B 5204 T4 6/98-7/06 | | | | | | | | | | | | | | | | | | | | |
| 19-2314 | | | F | | | | | | | | | 136 | | | | | 82 | | | |
| 19-2467 | | | R | | | | | | | | | 136 | | | | | 90,6 | | | |
| 2.0 T (132 kW) Eng.B 5204 T5 12/99-7/06 | | | | | | | | | | | | | | | | | | | | |
| 19-2314 | | | F | | | | | | | | | 136 | | | | | 82 | | | |
| 19-2467 | | | R | | | | | | | | | 136 | | | | | 90,6 | | | |
| 2.0 T (166 kW) Eng.B 5204 T3 (06.98-.) 6/98-7/06 | | | | | | | | | | | | | | | | | | | | |
| 19-2314 | | | F | | | | | | | | | 136 | | | | | 82 | | | |
| 19-2467 | | | R | | | | | | | | | 136 | | | | | 90,6 | | | |

VOLVO

| METELLI ref | Spare Parts | | F/R | L/R | | | ABS | A | B | C | D | E | F | G | H | I | L | M | Fig | NOTE |
|---|-------------|--|-----|-----|--|--|-----|---|----|---|---|-----|---|---|---|---|------|---|-----|------|
| 2.3 R (195 kW) Eng.B 5234 T7 4/00-8/05 | | | | | | | | | | | | | | | | | | | | |
| 19-2467 | | | R | | | | | | | | | 136 | | | | | 90,6 | | | |
| 2.4 (103 kW) Eng.B 5244 S2 1/99-7/06 | | | | | | | | | | | | | | | | | | | | |
| 19-2314 | | | F | | | | | | | | | 136 | | | | | 82 | | | |
| 19-2467 | | | R | | | | | | | | | 136 | | | | | 90,6 | | | |
| 2.4 (125 kW) Eng.B 5244 S 1/99-7/06 | | | | | | | | | | | | | | | | | | | | |
| 19-2314 | | | F | | | | | | | | | 136 | | | | | 82 | | | |
| 19-2467 | | | R | | | | | | | | | 136 | | | | | 90,6 | | | |
| 2.4 Bifuel (CNG) (103 kW) Eng.B 5244 SG2 9/01-7/06 | | | | | | | | | | | | | | | | | | | | |
| 19-2314 | | | F | | | | | | | | | 136 | | | | | 82 | | | |
| 19-2467 | | | R | | | | | | | | | 136 | | | | | 90,6 | | | |
| 2.4 Bifuel (LPG) (103 kW) Eng.B 5244 SG 9/01-7/06 | | | | | | | | | | | | | | | | | | | | |
| 19-2467 | | | R | | | | | | | | | 136 | | | | | 90,6 | | | |
| 2.4 D (96 kW) Eng.D 5244 T2 10/01-7/06 | | | | | | | | | | | | | | | | | | | | |
| 19-2314 | | | F | | | | | | | | | 136 | | | | | 82 | | | |
| 19-2467 | | | R | | | | | | | | | 136 | | | | | 90,6 | | | |
| 2.4 D5 (120 kW) Eng.D 5244 T 8/01-7/06 | | | | | | | | | | | | | | | | | | | | |
| 19-2314 | | | F | | | | | | | | | 136 | | | | | 82 | | | |
| 19-2467 | | | R | | | | | | | | | 136 | | | | | 90,6 | | | |
| 2.4 T (147 kW) Eng.B 5244 T3 6/00-7/06 | | | | | | | | | | | | | | | | | | | | |
| 19-2314 | | | F | | | | | | | | | 136 | | | | | 82 | | | |
| 19-2467 | | | R | | | | | | | | | 136 | | | | | 90,6 | | | |
| 2.4 T5 AWD (147 kW) Eng.B 5244 T3 4/00-9/03 | | | | | | | | | | | | | | | | | | | | |
| 19-2314 | | | F | | | | | | | | | 136 | | | | | 82 | | | |
| 19-2744 | | | R | | | | | | 25 | | | 136 | | | | | 88 | | | |
| 2.5 T (154 kW) Eng.B 5254 T2 3/03-7/06 | | | | | | | | | | | | | | | | | | | | |
| 19-2314 | | | F | | | | | | | | | 136 | | | | | 82 | | | |
| 19-2467 | | | R | | | | | | | | | 136 | | | | | 90,6 | | | |

VOLVO

| METELLI ref | Spare Parts | | F/R | L/R | | ABS | A | B | C | D | E | F | G | H | I | L | M | Fig | NOTE |
|---|-------------|--|-----|-----|--|-----|---|----|---|----|-------|---|---|---|---|------|---|-----|------|
| 2.5 T AWD (154 kW) Eng.B 5254 T2 7/03-7/06 | | | | | | | | | | | | | | | | | | | |
| 19-2314 | | | F | | | | | | | | 136 | | | | | 82 | | | |
| 19-2744 | | | R | | | | | 25 | | | 136 | | | | | 88 | | | |
| 2.5 TDI (103 kW) Eng.D 5252 T (01.99-.) 1/99-7/06 | | | | | | | | | | | | | | | | | | | |
| 19-2314 | | | F | | | | | | | | 136 | | | | | 82 | | | |
| 19-2467 | | | R | | | | | | | | 136 | | | | | 90,6 | | | |
| 2.8 T6 (200 kW) Eng.B 6284 T 5/98-12/01 | | | | | | | | | | | | | | | | | | | |
| 19-2314 | | | F | | | | | | | | 136 | | | | | 82 | | | |
| 19-2467 | | | R | | | | | | | | 136 | | | | | 90,6 | | | |
| 2.9 (147 kW) Eng.B 6294 S 3/99-7/06 | | | | | | | | | | | | | | | | | | | |
| 19-2314 | | | F | | | | | | | | 136 | | | | | 82 | | | |
| 19-2467 | | | R | | | | | | | | 136 | | | | | 90,6 | | | |
| 2.9 (150 kW) Eng.B 6304 S3 5/98-7/06 | | | | | | | | | | | | | | | | | | | |
| 19-2314 | | | F | | | | | | | | 136 | | | | | 82 | | | |
| 19-2467 | | | R | | | | | | | | 136 | | | | | 90,6 | | | |
| 3.0 (144 kW) Eng.B 6294 S2 6/01-7/06 | | | | | | | | | | | | | | | | | | | |
| 19-2314 | | | F | | | | | | | | 136 | | | | | 82 | | | |
| 19-2467 | | | R | | | | | | | | 136 | | | | | 90,6 | | | |
| 3.0 T6 (200 kW) Eng.B 6294 T 6/01-7/06 | | | | | | | | | | | | | | | | | | | |
| 19-2314 | | | F | | | | | | | | 136 | | | | | 82 | | | |
| 19-2467 | | | R | | | | | | | | 136 | | | | | 90,6 | | | |
| S80 II (124) 3/06-1/70 | | | | | | | | | | | | | | | | | | | |
| 1.6 D DRIVe (80 kW) Eng.D 4164 T 1/10-12/11 | | | | | | | | | | | | | | | | | | | |
| 19-2852 | | | F | | | | | 40 | | 82 | 136,5 | | | | | 92 | | | |
| 1.6 D2 (85 kW) Eng.D 4162 T 1/14-12/16 | | | | | | | | | | | | | | | | | | | |
| 19-2852 | | | F | | | | | 40 | | 82 | 136,5 | | | | | 92 | | | |
| 1.6 DRIVe (84 kW) Eng.D 4162 T 6/11-1/14 | | | | | | | | | | | | | | | | | | | |
| 19-2852 | | | F | | | | | 40 | | 82 | 136,5 | | | | | 92 | | | |

VOLVO

| METELLI ref | Spare Parts | | F/R | L/R | | | ABS | A | B | C | D | E | F | G | H | I | L | M | Fig | NOTE |
|---|-------------|--|-----|-----|--|--|-----|---|----|---|----|-------|---|---|---|---|---|---|-----|------|
| 2.0 (107 kW) Eng.B 4204 S3 1/08-9/12 | | | | | | | | | | | | | | | | | | | | |
| 19-2852 | | | F | | | | | | 40 | | 82 | 136,5 | | | | | | | 92 | |
| 2.0 Drive- E (180 kW) Eng.B 4204 T11 12/14-12/16 | | | | | | | | | | | | | | | | | | | | |
| 19-2852 | | | F | | | | | | 40 | | 82 | 136,5 | | | | | | | 92 | |
| 2.0 FlexFuel (107 kW) Eng.B 4204 S4 1/08-12/11 | | | | | | | | | | | | | | | | | | | | |
| 19-2852 | | | F | | | | | | 40 | | 82 | 136,5 | | | | | | | 92 | |
| 2.0 T (149 kW) Eng.B 4204 T6 1/10-5/11 | | | | | | | | | | | | | | | | | | | | |
| 19-2852 | | | F | | | | | | 40 | | 82 | 136,5 | | | | | | | 92 | |
| 2.0 T5 (162 kW) Eng.B 4204 T15 1/14-12/16 | | | | | | | | | | | | | | | | | | | | |
| 19-2852 | | | F | | | | | | 40 | | 82 | 136,5 | | | | | | | 92 | |
| 2.0 TDi (100 kW) Eng.D 4204 T 2/08-3/11 | | | | | | | | | | | | | | | | | | | | |
| 19-2852 | | | F | | | | | | 40 | | 82 | 136,5 | | | | | | | 92 | |
| 2.4 D (120 kW) Eng.D 5244 T19 (07.09-.), D 5244 T5 (-.06.09) 3/06-3/11 | | | | | | | | | | | | | | | | | | | | |
| 19-2852 | | | F | | | | | | 40 | | 82 | 136,5 | | | | | | | 92 | |
| 2.4 D (129 kW) Eng.D 5244 T14 1/10-3/11 | | | | | | | | | | | | | | | | | | | | |
| 19-2852 | | | F | | | | | | 40 | | 82 | 136,5 | | | | | | | 92 | |
| 2.5 T (147 kW) Eng.B 5254 T6 3/06-12/11 | | | | | | | | | | | | | | | | | | | | |
| 19-2852 | | | F | | | | | | 40 | | 82 | 136,5 | | | | | | | 92 | |
| 2.5 T (170 kW) Eng.B 5254 T10 1/10-12/12 | | | | | | | | | | | | | | | | | | | | |
| 19-2852 | | | F | | | | | | 40 | | 82 | 136,5 | | | | | | | 92 | |
| 2.5 T (183 kW) Eng.B 5254 T14 9/12-12/16 | | | | | | | | | | | | | | | | | | | | |
| 19-2852 | | | F | | | | | | 40 | | 82 | 136,5 | | | | | | | 92 | |
| 2.5 T (187 kW) Eng.B 5254 T12 1/12-4/16 | | | | | | | | | | | | | | | | | | | | |
| 19-2852 | | | F | | | | | | 40 | | 82 | 136,5 | | | | | | | 92 | |
| 2.5 T AWD (147 kW) Eng.B 5254 T6 10/06-4/09 | | | | | | | | | | | | | | | | | | | | |
| 19-2852 | | | F | | | | | | 40 | | 82 | 136,5 | | | | | | | 92 | |
| 2.5 T FlexFuel (147 kW) Eng.B 5254 T8 5/08-12/11 | | | | | | | | | | | | | | | | | | | | |
| 19-2852 | | | F | | | | | | 40 | | 82 | 136,5 | | | | | | | 92 | |

VOLVO

| METELLI ref | Spare Parts | | F/R | L/R | | | ABS | A | B | C | D | E | F | G | H | I | L | M | Fig | NOTE |
|---|-------------|--|-----|-----|--|--|-----|---|----|----|----|-------|---|---|---|---|---|---|-----|------|
| D5 AWD (151 kW) Eng.D 5244 T10 1/10-12/11 | | | | | | | | | | | | | | | | | | | | |
| 19-2852 | | | F | | | | | | 40 | | 82 | 136,5 | | | | | | | 92 | |
| D5 AWD (158 kW) Eng.D 5244 T15 6/11-4/15 | | | | | | | | | | | | | | | | | | | | |
| 19-2852 | | | F | | | | | | 40 | | 82 | 136,5 | | | | | | | 92 | |
| T4 (132 kW) Eng.B 4164 T 10/10-4/14 | | | | | | | | | | | | | | | | | | | | |
| 19-2852 | | | F | | | | | | 40 | | 82 | 136,5 | | | | | | | 92 | |
| T4F (132 kW) Eng.B 4164 T2 5/11-1/14 | | | | | | | | | | | | | | | | | | | | |
| 19-2852 | | | F | | | | | | 40 | | 82 | 136,5 | | | | | | | 92 | |
| T5 (177 kW) Eng.B 4204 T7 10/10-12/16 | | | | | | | | | | | | | | | | | | | | |
| 19-2852 | | | F | | | | | | 40 | | 82 | 136,5 | | | | | | | 92 | |
| T5 (180 kW) Eng.B 4204 T11 9/13-5/14 | | | | | | | | | | | | | | | | | | | | |
| 19-2852 | | | F | | | | | | 40 | | 82 | 136,5 | | | | | | | 92 | |
| T6 AWD (210 kW) Eng.B 6304 T2 1/07-12/10 | | | | | | | | | | | | | | | | | | | | |
| 19-2852 | | | F | | | | | | 40 | | 82 | 136,5 | | | | | | | 92 | |
| T6 AWD (224 kW) Eng.B 6304 T4 10/10-12/16 | | | | | | | | | | | | | | | | | | | | |
| 19-2852 | | | F | | | | | | 40 | | 82 | 136,5 | | | | | | | 92 | |
| V40 I SW (645) 7/95-6/04 | | | | | | | | | | | | | | | | | | | | |
| 1.6 (77 kW) Eng.B 4164 S (12.95-.) 12/95-8/99 | | | | | | | | | | | | | | | | | | | | |
| 19-2466 | | | R | | | | | | | 30 | | 140 | | | | | | | 72 | |
| 1.6 (80 kW) Eng.B 4164 S2 (01.00-.) 3/99-6/04 | | | | | | | | | | | | | | | | | | | | |
| 19-2466 | | | R | | | | | | | 30 | | 140 | | | | | | | 72 | |
| 1.8 (85 kW) Eng.B 4184 S (01.96-.), B 4184 S3 7/95-8/99 | | | | | | | | | | | | | | | | | | | | |
| 19-2466 | | | R | | | | | | | 30 | | 140 | | | | | | | 72 | |
| 1.8 (90 kW) Eng.B 4184 S2 3/99-6/04 | | | | | | | | | | | | | | | | | | | | |
| 19-2466 | | | R | | | | | | | 30 | | 140 | | | | | | | 72 | |
| 1.8 Bi-Fuel (88 kW) Eng.B 4184 S9 11/99-8/03 | | | | | | | | | | | | | | | | | | | | |
| 19-2466 | | | R | | | | | | | 30 | | 140 | | | | | | | 72 | |

VOLVO

| METELLI ref | Spare Parts | F/R | L/R | ABS | A | B | C | D | E | F | G | H | I | L | M | Fig | NOTE |
|--|-------------|-----|-----|-----|---|----|------|---|-----|---|---|---|---|-----|---|-----|------|
| 2.0 T (121 kW) Eng.B 4204 T2 7/99-6/04 | | | | | | | | | | | | | | | | | |
| 19-2466 | | R | | | | | 30 | | 140 | | | | | 72 | | | |
| 2.0 T4 (147 kW) Eng.B 4204 T5 7/00-6/04 | | | | | | | | | | | | | | | | | |
| 19-2466 | | R | | | | | 30 | | 140 | | | | | 72 | | | |
| V40 II (525) 3/12-1/70 | | | | | | | | | | | | | | | | | |
| D2 (84 kW) Eng.D 4162 T 3/12-12/16 | | | | | | | | | | | | | | | | | |
| 19-8181 | | F | | | | 36 | 26,3 | | 136 | | | | | 110 | | | |
| 19-8183 | | R | | | | | | | 136 | | | | | | | | |
| D2 (88 kW) Eng.D 4204 T13, D 4204 T8 2/15-8/19 | | | | | | | | | | | | | | | | | |
| 19-8181 | | F | | | | 36 | 26,3 | | 136 | | | | | 110 | | | |
| 19-8183 | | R | | | | | | | 136 | | | | | | | | |
| D3 (110 kW) Eng.D 4204 T16, D 4204 T9 4/15-8/19 | | | | | | | | | | | | | | | | | |
| 19-8181 | | F | | | | 36 | 26,3 | | 136 | | | | | 110 | | | |
| 19-8183 | | R | | | | | | | 136 | | | | | | | | |
| D3 (110 kW) Eng.D 5204 T6 3/12-3/15 | | | | | | | | | | | | | | | | | |
| 19-8181 | | F | | | | 36 | 26,3 | | 136 | | | | | 110 | | | |
| 19-8183 | | R | | | | | | | 136 | | | | | | | | |
| D4 (130 kW) Eng.D 5204 T4 3/12-12/14 | | | | | | | | | | | | | | | | | |
| 19-8181 | | F | | | | 36 | 26,3 | | 136 | | | | | 110 | | | |
| 19-8183 | | R | | | | | | | 136 | | | | | | | | |
| D4 (140 kW) Eng.D 4204 T14 5/14-8/19 | | | | | | | | | | | | | | | | | |
| 19-8181 | | F | | | | 36 | 26,3 | | 136 | | | | | 110 | | | |
| 19-8183 | | R | | | | | | | 136 | | | | | | | | |
| D4 Polestar (147 kW) Eng.D 4204 T14 5/14-8/19 | | | | | | | | | | | | | | | | | |
| 19-8181 | | F | | | | 36 | 26,3 | | 136 | | | | | 110 | | | |
| 19-8183 | | R | | | | | | | 136 | | | | | | | | |
| T2 (90 kW) Eng.B 4154 T3, B 4154 T5 2/15-8/19 | | | | | | | | | | | | | | | | | |
| 19-8181 | | F | | | | 36 | 26,3 | | 136 | | | | | 110 | | | |

VOLVO

| METELLI ref | Spare Parts | | F/R | L/R | | | ABS | A | B | C | D | E | F | G | H | I | L | M | Fig | NOTE |
|---|-------------|--|-----|-----|--|--|-----|---|----|------|---|-----|---|---|---|---|-----|---|-----|------|
| 19-8183 | | | R | | | | | | | | | 136 | | | | | | | | |
| T2 (90 kW) Eng.B 4204 T17, B 4204 T38 2/15-8/19 | | | | | | | | | | | | | | | | | | | | |
| 19-8181 | | | F | | | | | | 36 | 26,3 | | 136 | | | | | 110 | | | |
| 19-8183 | | | R | | | | | | | | | 136 | | | | | | | | |
| T2 GTDi (88 kW) Eng.B 4164 T4 4/13-12/16 | | | | | | | | | | | | | | | | | | | | |
| 19-8181 | | | F | | | | | | 36 | 26,3 | | 136 | | | | | 110 | | | |
| 19-8183 | | | R | | | | | | | | | 136 | | | | | | | | |
| T3 (112 kW) Eng.B 4154 T2, B 4154 T4 2/15-8/19 | | | | | | | | | | | | | | | | | | | | |
| 19-8181 | | | F | | | | | | 36 | 26,3 | | 136 | | | | | 110 | | | |
| 19-8183 | | | R | | | | | | | | | 136 | | | | | | | | |
| T3 (112 kW) Eng.B 4204 T33, B 4204 T37 2/15-8/19 | | | | | | | | | | | | | | | | | | | | |
| 19-8181 | | | F | | | | | | 36 | 26,3 | | 136 | | | | | 110 | | | |
| 19-8183 | | | R | | | | | | | | | 136 | | | | | | | | |
| T3 GTDi (110 kW) Eng.B 4164 T3 3/12-12/16 | | | | | | | | | | | | | | | | | | | | |
| 19-8181 | | | F | | | | | | 36 | 26,3 | | 136 | | | | | 110 | | | |
| 19-8183 | | | R | | | | | | | | | 136 | | | | | | | | |
| T4 (132 kW) Eng.B 5204 T8 7/13-12/15 | | | | | | | | | | | | | | | | | | | | |
| 19-8181 | | | F | | | | | | 36 | 26,3 | | 136 | | | | | 110 | | | |
| 19-8183 | | | R | | | | | | | | | 136 | | | | | | | | |
| T4 (140 kW) Eng.B 4204 T19 8/15-8/19 | | | | | | | | | | | | | | | | | | | | |
| 19-8181 | | | F | | | | | | 36 | 26,3 | | 136 | | | | | 110 | | | |
| 19-8183 | | | R | | | | | | | | | 136 | | | | | | | | |
| T4 (147 kW) Eng.B 4164 T 4/14-12/15 | | | | | | | | | | | | | | | | | | | | |
| 19-8181 | | | F | | | | | | 36 | 26,3 | | 136 | | | | | 110 | | | |
| 19-8183 | | | R | | | | | | | | | 136 | | | | | | | | |
| T4 AWD (132 kW) Eng.B 5204 T8 7/13-12/15 | | | | | | | | | | | | | | | | | | | | |
| 19-8181 | | | F | | | | | | 36 | 26,3 | | 136 | | | | | 110 | | | |
| T4 AWD (140 kW) Eng.B 4204 T21 5/14-8/19 | | | | | | | | | | | | | | | | | | | | |
| 19-8181 | | | F | | | | | | 36 | 26,3 | | 136 | | | | | 110 | | | |

VOLVO

| METELLI ref | Spare Parts | | F/R | L/R | | | ABS | A | B | C | D | E | F | G | H | I | L | M | Fig | NOTE |
|--|-------------|--|-----|-----|--|--|-----|---|----|------|---|-----|---|---|---|---|---|-----|-----|------|
| T4 GTDi (132 kW) Eng.B 4164 T 3/12-12/16 | | | | | | | | | | | | | | | | | | | | |
| 19-8181 | | | F | | | | | | 36 | 26,3 | | 136 | | | | | | 110 | | |
| 19-8183 | | | R | | | | | | | | | 136 | | | | | | | | |
| T5 (157 kW) Eng.B 5204 T9 3/13-12/15 | | | | | | | | | | | | | | | | | | | | |
| 19-8181 | | | F | | | | | | 36 | 26,3 | | 136 | | | | | | 110 | | |
| 19-8183 | | | R | | | | | | | | | 136 | | | | | | | | |
| T5 (180 kW) Eng.B 4204 T11, B 4204 T41 5/14-8/19 | | | | | | | | | | | | | | | | | | | | |
| 19-8181 | | | F | | | | | | 36 | 26,3 | | 136 | | | | | | 110 | | |
| 19-8183 | | | R | | | | | | | | | 136 | | | | | | | | |
| T5 (183 kW) Eng.B 5254 T14 1/14-12/14 | | | | | | | | | | | | | | | | | | | | |
| 19-8181 | | | F | | | | | | 36 | 26,3 | | 136 | | | | | | 110 | | |
| 19-8183 | | | R | | | | | | | | | 136 | | | | | | | | |
| T5 (187 kW) Eng.B 5254 T12 12/12-12/14 | | | | | | | | | | | | | | | | | | | | |
| 19-8181 | | | F | | | | | | 36 | 26,3 | | 136 | | | | | | 110 | | |
| 19-8183 | | | R | | | | | | | | | 136 | | | | | | | | |
| T5 AWD (157 kW) Eng.B 5204 T9 3/13-12/15 | | | | | | | | | | | | | | | | | | | | |
| 19-8181 | | | F | | | | | | 36 | 26,3 | | 136 | | | | | | 110 | | |
| T5 AWD (180 kW) Eng.B 4204 T11, B 4204 T41 5/14-8/19 | | | | | | | | | | | | | | | | | | | | |
| 19-8181 | | | F | | | | | | 36 | 26,3 | | 136 | | | | | | 110 | | |
| T5 AWD (183 kW) Eng.- 1/14-12/15 | | | | | | | | | | | | | | | | | | | | |
| 19-8181 | | | F | | | | | | 36 | 26,3 | | 136 | | | | | | 110 | | |
| T5 AWD (187 kW) Eng.B 5254 T12 10/12-12/16 | | | | | | | | | | | | | | | | | | | | |
| 19-8181 | | | F | | | | | | 36 | 26,3 | | 136 | | | | | | 110 | | |
| T5 Drive-E Polestar (186 kW) Eng.B 4204 T11 5/14-8/19 | | | | | | | | | | | | | | | | | | | | |
| 19-8181 | | | F | | | | | | 36 | 26,3 | | 136 | | | | | | 110 | | |
| V40 II Cross Country (526) 10/12-8/19 | | | | | | | | | | | | | | | | | | | | |
| D2 (84 kW) Eng.- 10/12-12/16 | | | | | | | | | | | | | | | | | | | | |
| 19-8181 | | | F | | | | | | 36 | 26,3 | | 136 | | | | | | 110 | | |

VOLVO

| METELLI ref | Spare Parts | | F/R | L/R | | | ABS | A | B | C | D | E | F | G | H | I | L | M | Fig | NOTE |
|---|-------------|--|-----|-----|--|--|-----|---|----|------|----|-----|---|---|---|---|---|---|-------|------|
| T4 (140 kW) Eng.B 4204 T19 8/15-8/19 | | | | | | | | | | | | | | | | | | | | |
| 19-8181 | | | F | | | | | | 36 | 26,3 | | 136 | | | | | | | 110 | |
| 19-8183 | | | R | | | | | | | | | 136 | | | | | | | | |
| T4 GTDi (132 kW) Eng.B 4164 T 10/12-12/16 | | | | | | | | | | | | | | | | | | | | |
| 19-8181 | | | F | | | | | | 36 | 26,3 | | 136 | | | | | | | 110 | |
| 19-8183 | | | R | | | | | | | | | 136 | | | | | | | | |
| T5 (157 kW) Eng.B 5204 T9 2/13-12/15 | | | | | | | | | | | | | | | | | | | | |
| 19-8181 | | | F | | | | | | 36 | 26,3 | | 136 | | | | | | | 110 | |
| 19-8183 | | | R | | | | | | | | | 136 | | | | | | | | |
| T5 (183 kW) Eng.B 5254 T14 1/14-12/15 | | | | | | | | | | | | | | | | | | | | |
| 19-8181 | | | F | | | | | | 36 | 26,3 | | 136 | | | | | | | 110 | |
| 19-8183 | | | R | | | | | | | | | 136 | | | | | | | | |
| T5 (187 kW) Eng.B 5254 T12 10/12-12/16 | | | | | | | | | | | | | | | | | | | | |
| 19-8181 | | | F | | | | | | 36 | 26,3 | | 136 | | | | | | | 110 | |
| 19-8183 | | | R | | | | | | | | | 136 | | | | | | | | |
| T5 DRiVe (180 kW) Eng.B 4204 T11 5/14-8/19 | | | | | | | | | | | | | | | | | | | | |
| 19-8181 | | | F | | | | | | 36 | 26,3 | | 136 | | | | | | | 110 | |
| 19-8183 | | | R | | | | | | | | | 136 | | | | | | | | |
| V50 (545) 12/03-12/12 | | | | | | | | | | | | | | | | | | | | |
| 1.6 (74 kW) Eng.B 4164 S3 1/05-12/12 | | | | | | | | | | | | | | | | | | | | |
| 19-2850 | | | F | | | | | | | | 78 | 131 | | | | | | | 92 | |
| 19-2970 | | | R | | | | | | 36 | | | 136 | | | | | | | 126,4 | |
| 1.6 D (80 kW) Eng.D 4164 T 3/05-12/12 | | | | | | | | | | | | | | | | | | | | |
| 19-2850 | | | F | | | | | | | | 78 | 131 | | | | | | | 92 | |
| 19-2970 | | | R | | | | | | 36 | | | 136 | | | | | | | 126,4 | |
| 1.6 D (81 kW) Eng.D 4164 T 1/05-12/11 | | | | | | | | | | | | | | | | | | | | |
| 19-2850 | | | F | | | | | | | | 78 | 131 | | | | | | | 92 | |
| 19-2970 | | | R | | | | | | 36 | | | 136 | | | | | | | 126,4 | |

VOLVO

| METELLI ref | Spare Parts | | F/R | L/R | | | ABS | A | B | C | D | E | F | G | H | I | L | M | Fig | NOTE |
|---|-------------|--|-----|-----|--|--|-----|---|----|---|----|-----|---|---|---|---|-------|---|-----|------|
| 1.6 D2 (84 kW) Eng.D 4162 T 1/10-12/12 | | | | | | | | | | | | | | | | | | | | |
| 19-2850 | | | F | | | | | | | | 78 | 131 | | | | | 92 | | | |
| 19-2970 | | | R | | | | | | 36 | | | 136 | | | | | 126,4 | | | |
| 1.8 (92 kW) Eng.B 4184 S11 4/04-12/10 | | | | | | | | | | | | | | | | | | | | |
| 19-2850 | | | F | | | | | | | | 78 | 131 | | | | | 92 | | | |
| 19-2970 | | | R | | | | | | 36 | | | 136 | | | | | 126,4 | | | |
| 1.8 BiFuel (93 kW) Eng.B 4184 S8 1/09-9/10 | | | | | | | | | | | | | | | | | | | | |
| 19-2850 | | | F | | | | | | | | 78 | 131 | | | | | 92 | | | |
| 19-2970 | | | R | | | | | | 36 | | | 136 | | | | | 126,4 | | | |
| 1.8 FlexFuel (92 kW) Eng.B 4184 S8 1/05-12/10 | | | | | | | | | | | | | | | | | | | | |
| 19-2850 | | | F | | | | | | | | 78 | 131 | | | | | 92 | | | |
| 19-2970 | | | R | | | | | | 36 | | | 136 | | | | | 126,4 | | | |
| 2.0 (107 kW) Eng.B 4204 S3 10/06-12/12 | | | | | | | | | | | | | | | | | | | | |
| 19-2850 | | | F | | | | | | | | 78 | 131 | | | | | 92 | | | |
| 19-2970 | | | R | | | | | | 36 | | | 136 | | | | | 126,4 | | | |
| 2.0 CDI (98 kW) Eng.D 4204 T2 12/03-12/06 | | | | | | | | | | | | | | | | | | | | |
| 19-2850 | | | F | | | | | | | | 78 | 131 | | | | | 92 | | | |
| 19-2970 | | | R | | | | | | 36 | | | 136 | | | | | 126,4 | | | |
| 2.0 D (100 kW) Eng.D 4204 T 4/04-12/10 | | | | | | | | | | | | | | | | | | | | |
| 19-2850 | | | F | | | | | | | | 78 | 131 | | | | | 92 | | | |
| 19-2970 | | | R | | | | | | 36 | | | 136 | | | | | 126,4 | | | |
| 2.0 D4 (96 kW) Eng.D 4204 T2 7/05-12/06 | | | | | | | | | | | | | | | | | | | | |
| 19-2850 | | | F | | | | | | | | 78 | 131 | | | | | 92 | | | |
| 19-2970 | | | R | | | | | | 36 | | | 136 | | | | | 126,4 | | | |
| 2.0 FlexFuel (107 kW) Eng.B 4204 S4 1/10-12/12 | | | | | | | | | | | | | | | | | | | | |
| 19-2850 | | | F | | | | | | | | 78 | 131 | | | | | 92 | | | |
| 19-2970 | | | R | | | | | | 36 | | | 136 | | | | | 126,4 | | | |
| 2.4 (103 kW) Eng.B 5244 S5 4/04-12/10 | | | | | | | | | | | | | | | | | | | | |
| 19-2850 | | | F | | | | | | | | 78 | 131 | | | | | 92 | | | |

VOLVO

| METELLI ref | Spare Parts | | F/R | L/R | | | ABS | A | B | C | D | E | F | G | H | I | L | M | Fig | NOTE |
|---|-------------|--|-----|-----|--|--|-----|---|----|---|----|-----|---|---|---|---|-------|---|-----|------|
| 19-2970 | | | R | | | | | | 36 | | | 136 | | | | | 126,4 | | | |
| 2.4 (125 kW) Eng.B 5244 S4 4/04-12/10 | | | | | | | | | | | | | | | | | | | | |
| 19-2850 | | | F | | | | | | | | 78 | 131 | | | | | 92 | | | |
| 19-2970 | | | R | | | | | | 36 | | | 136 | | | | | 126,4 | | | |
| 2.4 AWD (125 kW) Eng.B 5244 S4 8/06-12/09 | | | | | | | | | | | | | | | | | | | | |
| 19-2850 | | | F | | | | | | | | 78 | 131 | | | | | 92 | | | |
| 2.4 D5 (132 kW) Eng.D 5244 T13, D 5244 T8 3/06-12/10 | | | | | | | | | | | | | | | | | | | | |
| 19-2850 | | | F | | | | | | | | 78 | 131 | | | | | 92 | | | |
| 19-2970 | | | R | | | | | | 36 | | | 136 | | | | | 126,4 | | | |
| 2.4 Tdi (120 kW) Eng.D 5244 T9 5/07-12/10 | | | | | | | | | | | | | | | | | | | | |
| 19-2850 | | | F | | | | | | | | 78 | 131 | | | | | 92 | | | |
| 19-2970 | | | R | | | | | | 36 | | | 136 | | | | | 126,4 | | | |
| D3 (110 kW) Eng.D 5204 T5 10/10-12/12 | | | | | | | | | | | | | | | | | | | | |
| 19-2850 | | | F | | | | | | | | 78 | 131 | | | | | 92 | | | |
| 19-2970 | | | R | | | | | | 36 | | | 136 | | | | | 126,4 | | | |
| D4 (130 kW) Eng.D 5204 T 10/10-12/12 | | | | | | | | | | | | | | | | | | | | |
| 19-2850 | | | F | | | | | | | | 78 | 131 | | | | | 92 | | | |
| 19-2970 | | | R | | | | | | 36 | | | 136 | | | | | 126,4 | | | |
| T5 (162 kW) Eng.B 5254 T3 4/04-12/07 | | | | | | | | | | | | | | | | | | | | |
| 19-2850 | | | F | | | | | | | | 78 | 131 | | | | | 92 | | | |
| 19-2970 | | | R | | | | | | 36 | | | 136 | | | | | 126,4 | | | |
| T5 (169 kW) Eng.B 5254 T7 3/07-12/12 | | | | | | | | | | | | | | | | | | | | |
| 19-2850 | | | F | | | | | | | | 78 | 131 | | | | | 92 | | | |
| 19-2970 | | | R | | | | | | 36 | | | 136 | | | | | 126,4 | | | |
| T5 AWD (162 kW) Eng.B 5254 T3 4/04-12/07 | | | | | | | | | | | | | | | | | | | | |
| 19-2850 | | | F | | | | | | | | 78 | 131 | | | | | 92 | | | |

VOLVO

| METELLI ref | Spare Parts | | F/R | L/R | | | ABS | A | B | C | D | E | F | G | H | I | L | M | Fig | NOTE |
|--|-------------|--|-----|-----|--|--|-----|---|----|---|----|-------|---|---|---|---|---|---|-----|------|
| 2.4 D5 (158 kW) Eng.D 5244 T11, D 5244 T15 4/11-12/15 | | | | | | | | | | | | | | | | | | | | |
| 19-2852 | | | F | | | | | | 40 | | 82 | 136,5 | | | | | | | 92 | |
| 2.4 D5 AWD (158 kW) Eng.D 5244 T15 4/11-12/15 | | | | | | | | | | | | | | | | | | | | |
| 19-2852 | | | F | | | | | | 40 | | 82 | 136,5 | | | | | | | 92 | |
| 2.4 D5 Hybrid AWD (120 kW) Eng.D87PHEV 3/15-5/18 | | | | | | | | | | | | | | | | | | | | |
| 19-2852 | | | F | | | | | | 40 | | 82 | 136,5 | | | | | | | 92 | |
| 2.4 Hybrid D6 AWD (158 kW) Eng.D82PHEV 6/12-12/15 | | | | | | | | | | | | | | | | | | | | |
| 19-2852 | | | F | | | | | | 40 | | 82 | 136,5 | | | | | | | 92 | |
| 3.0 T AWD (258 kW) Eng.B 6304 T5 4/14-5/18 | | | | | | | | | | | | | | | | | | | | |
| 19-2852 | | | F | | | | | | 40 | | 82 | 136,5 | | | | | | | 92 | |
| D3 (100 kW) Eng.D 5204 T7 5/12-12/15 | | | | | | | | | | | | | | | | | | | | |
| 19-2852 | | | F | | | | | | 40 | | 82 | 136,5 | | | | | | | 92 | |
| D3 / D4 (120 kW) Eng.D 5204 T2, D 5204 T3 7/10-12/14 | | | | | | | | | | | | | | | | | | | | |
| 19-2852 | | | F | | | | | | 40 | | 82 | 136,5 | | | | | | | 92 | |
| D4 (133 kW) Eng.D 4204 T5 10/13-12/15 | | | | | | | | | | | | | | | | | | | | |
| 19-2852 | | | F | | | | | | 40 | | 82 | 136,5 | | | | | | | 92 | |
| D4 AWD (120 kW) Eng.D 5244 T17 5/12-12/15 | | | | | | | | | | | | | | | | | | | | |
| 19-2852 | | | F | | | | | | 40 | | 82 | 136,5 | | | | | | | 92 | |
| D4 AWD (133 kW) Eng.D 5244 T12 10/13-12/15 | | | | | | | | | | | | | | | | | | | | |
| 19-2852 | | | F | | | | | | 40 | | 82 | 136,5 | | | | | | | 92 | |
| D4 AWD (140 kW) Eng.D 5244 T21 3/15-5/18 | | | | | | | | | | | | | | | | | | | | |
| 19-2852 | | | F | | | | | | 40 | | 82 | 136,5 | | | | | | | 92 | |
| D4 Polestar AWD (147 kW) Eng.D 5244 T21 3/15-5/18 | | | | | | | | | | | | | | | | | | | | |
| 19-2852 | | | F | | | | | | 40 | | 82 | 136,5 | | | | | | | 92 | |
| D5 (151 kW) Eng.D 5244 T10 7/10-12/11 | | | | | | | | | | | | | | | | | | | | |
| 19-2852 | | | F | | | | | | 40 | | 82 | 136,5 | | | | | | | 92 | |
| D5 (165 kW) Eng.D 4204 T11 3/15-5/18 | | | | | | | | | | | | | | | | | | | | |
| 19-2852 | | | F | | | | | | 40 | | 82 | 136,5 | | | | | | | 92 | |

VOLVO

| METELLI ref | Spare Parts | | F/R | L/R | | ABS | A | B | C | D | E | F | G | H | I | L | M | Fig | NOTE |
|--|-------------|--|-----|-----|--|-----|---|----|---|----|-------|---|---|---|---|---|---|-----|------|
| T5 AWD (183 kW) Eng.B 5254 T14 3/15-5/18 | | | | | | | | | | | | | | | | | | | |
| 19-2852 | | | F | | | | | 40 | | 82 | 136,5 | | | | | | | 92 | |
| T5 AWD (187 kW) Eng.B 5254 T12 4/15-5/18 | | | | | | | | | | | | | | | | | | | |
| 19-2852 | | | F | | | | | 40 | | 82 | 136,5 | | | | | | | 92 | |
| T5 Drive-E Polestar AWD (186 kW) Eng.B 4204 T11 3/15-7/18 | | | | | | | | | | | | | | | | | | | |
| 19-2852 | | | F | | | | | 40 | | 82 | 136,5 | | | | | | | 92 | |
| T6 (225 kW) Eng.B 4204 T9 10/13-12/18 | | | | | | | | | | | | | | | | | | | |
| 19-2852 | | | F | | | | | 40 | | 82 | 136,5 | | | | | | | 92 | |
| T6 AWD (224 kW) Eng.B 6304 T4 7/10-12/15 | | | | | | | | | | | | | | | | | | | |
| 19-2852 | | | F | | | | | 40 | | 82 | 136,5 | | | | | | | 92 | |
| T6 AWD (225 kW) Eng.B 4204 T9 10/13-12/18 | | | | | | | | | | | | | | | | | | | |
| 19-2852 | | | F | | | | | 40 | | 82 | 136,5 | | | | | | | 92 | |
| T6 AWD (242 kW) Eng.B 6304 T3, B 6304 T4 4/14-12/15 | | | | | | | | | | | | | | | | | | | |
| 19-2852 | | | F | | | | | 40 | | 82 | 136,5 | | | | | | | 92 | |
| V60 I Cross Country (157) 3/15-5/18 | | | | | | | | | | | | | | | | | | | |
| D2 (88 kW) Eng.D 4204 T20, D 4204 T8 3/15-5/18 | | | | | | | | | | | | | | | | | | | |
| 19-2852 | | | F | | | | | 40 | | 82 | 136,5 | | | | | | | 92 | |
| D3 (110 kW) Eng.D 4204 T4, D 4204 T9 3/15-5/18 | | | | | | | | | | | | | | | | | | | |
| 19-2852 | | | F | | | | | 40 | | 82 | 136,5 | | | | | | | 92 | |
| D4 (140 kW) Eng.D 4204 T14 3/15-5/18 | | | | | | | | | | | | | | | | | | | |
| 19-2852 | | | F | | | | | 40 | | 82 | 136,5 | | | | | | | 92 | |
| D4 AWD (140 kW) Eng.D 5244 T21 3/15-5/18 | | | | | | | | | | | | | | | | | | | |
| 19-2852 | | | F | | | | | 40 | | 82 | 136,5 | | | | | | | 92 | |
| D5 (165 kW) Eng.D 4204 T11 3/15-5/18 | | | | | | | | | | | | | | | | | | | |
| 19-2852 | | | F | | | | | 40 | | 82 | 136,5 | | | | | | | 92 | |
| D5 Hybrid AWD (120 kW) Eng.D87PHEV 3/15-5/18 | | | | | | | | | | | | | | | | | | | |
| 19-2852 | | | F | | | | | 40 | | 82 | 136,5 | | | | | | | 92 | |

VOLVO

| METELLI ref | Spare Parts | | F/R | L/R | | | ABS | A | B | C | D | E | F | G | H | I | L | M | Fig | NOTE |
|--|-------------|--------|-----|-----|--|--|-----|---|---|----|-----|-----|---|---|---|---|----|---|-----|------|
| 2.3 AWD (195 kW) Eng.B 5234 T7, B 5234 T8 12/98-2/00 | | | | | | | | | | | | | | | | | | | | |
| 19-2315 | | | F | | | | | | | | | 135 | | | | | 82 | | | |
| 2.3 T AWD (184 kW) Eng.B 5234 T4 4/97-3/00 | | | | | | | | | | | | | | | | | | | | |
| 19-2313 | | -06/98 | F | | | | | | | 29 | 136 | | | | | | 76 | | | |
| 19-2315 | | 07/98- | F | | | | | | | | | 135 | | | | | 82 | | | |
| 2.3 T-5 (176 kW) Eng.B 5234 T3 11/96-12/00 | | | | | | | | | | | | | | | | | | | | |
| 19-2313 | | -06/98 | F | | | | | | | 29 | 136 | | | | | | 76 | | | |
| 19-2315 | | 07/98- | F | | | | | | | | | 135 | | | | | 82 | | | |
| 2.3 T-5 AWD (176 kW) Eng.B 5234 T3 1/97-12/00 | | | | | | | | | | | | | | | | | | | | |
| 19-2313 | | -06/98 | F | | | | | | | 29 | 136 | | | | | | 76 | | | |
| 19-2315 | | 07/98- | F | | | | | | | | | 135 | | | | | 82 | | | |
| 2.3 Turbo (184 kW) Eng.B 5234 T4 12/95-3/00 | | | | | | | | | | | | | | | | | | | | |
| 19-2313 | | -06/98 | F | | | | | | | 29 | 136 | | | | | | 76 | | | |
| 19-2315 | | 07/98- | F | | | | | | | | | 135 | | | | | 82 | | | |
| 2.4 (103 kW) Eng.B 5244 S2, B 5244 SG2 3/99-12/00 | | | | | | | | | | | | | | | | | | | | |
| 19-2315 | | | F | | | | | | | | | 135 | | | | | 82 | | | |
| 2.4 (106 kW) Eng.B 5252 FS 12/95-3/00 | | | | | | | | | | | | | | | | | | | | |
| 19-2313 | | -06/98 | F | | | | | | | 29 | 136 | | | | | | 76 | | | |
| 19-2315 | | 07/98- | F | | | | | | | | | 135 | | | | | 82 | | | |
| 2.4 (121 kW) Eng.B 5254 S 6/98-12/99 | | | | | | | | | | | | | | | | | | | | |
| 19-2313 | | -06/98 | F | | | | | | | 29 | 136 | | | | | | 76 | | | |
| 19-2315 | | 07/98- | F | | | | | | | | | 135 | | | | | 82 | | | |
| 2.4 (125 kW) Eng.B 5244 S, B 5254 FS, B 5254 S (01.97-.) 12/95-5/00 | | | | | | | | | | | | | | | | | | | | |
| 19-2313 | | -06/98 | F | | | | | | | 29 | 136 | | | | | | 76 | | | |
| 19-2315 | | 07/98- | F | | | | | | | | | 135 | | | | | 82 | | | |
| 2.4 AWD (121 kW) Eng.B 5254 S 6/98-12/99 | | | | | | | | | | | | | | | | | | | | |
| 19-2315 | | | F | | | | | | | | | 135 | | | | | 82 | | | |
| 2.4 Bifuel (103 kW) Eng.B 5244 SG 8/99-12/00 | | | | | | | | | | | | | | | | | | | | |
| 19-2315 | | | F | | | | | | | | | 135 | | | | | 82 | | | |

VOLVO

| METELLI ref | Spare Parts | | F/R | L/R | | ABS | A | B | C | D | E | F | G | H | I | L | M | Fig | NOTE |
|--|-------------|--------|-----|-----|--|-----|---|---|----|-----|-----|---|---|---|---|------|---|-----|------|
| 2.4 Bifuel (106 kW) Eng.GB 5252 S 5/98-12/99 | | | | | | | | | | | | | | | | | | | |
| 19-2315 | | | F | | | | | | | | 135 | | | | | 82 | | | |
| 2.4 Turbo (142 kW) Eng.B 5244 T, B 5254 T (01.97-) 4/96-12/00 | | | | | | | | | | | | | | | | | | | |
| 19-2313 | | -06/98 | F | | | | | | 29 | 136 | | | | | | 76 | | | |
| 19-2315 | | 07/98- | F | | | | | | | | 135 | | | | | 82 | | | |
| 2.4 Turbo AWD (142 kW) Eng.B 5244 T, B 5254 T (01.97-) 4/96-12/00 | | | | | | | | | | | | | | | | | | | |
| 19-2313 | | -06/98 | F | | | | | | 29 | 136 | | | | | | 76 | | | |
| 19-2315 | | 07/98- | F | | | | | | | | 135 | | | | | 82 | | | |
| 2.4 Turbo AWD (195 kW) Eng.B 5244 T2 3/99-12/00 | | | | | | | | | | | | | | | | | | | |
| 19-2315 | | | F | | | | | | | | 135 | | | | | 82 | | | |
| 2.5 TDI (103 kW) Eng.D 5252 T (01.97-) 12/95-12/00 | | | | | | | | | | | | | | | | | | | |
| 19-2313 | | -06/98 | F | | | | | | 29 | 136 | | | | | | 76 | | | |
| 19-2315 | | 07/98- | F | | | | | | | | 135 | | | | | 82 | | | |
| 2.5 TDi AWD (103 kW) Eng.D 5252 T 11/96-2/00 | | | | | | | | | | | | | | | | | | | |
| 19-2313 | | -06/98 | F | | | | | | 29 | 136 | | | | | | 76 | | | |
| 19-2315 | | 07/98- | F | | | | | | | | 135 | | | | | 82 | | | |
| V70 II (285) 11/99-12/08 | | | | | | | | | | | | | | | | | | | |
| 2.0 T (132 kW) Eng.B 5204 T5 11/99-8/07 | | | | | | | | | | | | | | | | | | | |
| 19-2314 | | | F | | | | | | | | 136 | | | | | 82 | | | |
| 19-2467 | | | R | | | | | | | | 136 | | | | | 90,6 | | | |
| 2.3 (195 kW) Eng.B 5234 T7 10/00-9/04 | | | | | | | | | | | | | | | | | | | |
| 19-2314 | | | F | | | | | | | | 136 | | | | | 82 | | | |
| 19-2467 | | | R | | | | | | | | 136 | | | | | 90,6 | | | |
| 2.3 T5 (184 kW) Eng.B 5234 T3 11/99-12/04 | | | | | | | | | | | | | | | | | | | |
| 19-2314 | | | F | | | | | | | | 136 | | | | | 82 | | | |
| 19-2467 | | | R | | | | | | | | 136 | | | | | 90,6 | | | |
| 2.4 (103 kW) Eng.B 5244 S2 3/00-8/07 | | | | | | | | | | | | | | | | | | | |
| 19-2314 | | | F | | | | | | | | 136 | | | | | 82 | | | |

VOLVO

| METELLI ref | Spare Parts | | F/R | L/R | | | ABS | A | B | C | D | E | F | G | H | I | L | M | Fig | NOTE |
|---|-------------|--|-----|-----|--|--|-----|---|----|---|---|-----|---|---|---|---|------|---|-----|------|
| 19-2467 | | | R | | | | | | | | | 136 | | | | | 90,6 | | | |
| 2.4 (125 kW) Eng.B 5244 S 3/00-8/07 | | | | | | | | | | | | | | | | | | | | |
| 19-2314 | | | F | | | | | | | | | 136 | | | | | 82 | | | |
| 19-2467 | | | R | | | | | | | | | 136 | | | | | 90,6 | | | |
| 2.4 Bifuel (CNG) (103 kW) Eng.B 5244 SG, B 5244 SG2 9/01-8/07 | | | | | | | | | | | | | | | | | | | | |
| 19-2314 | | | F | | | | | | | | | 136 | | | | | 82 | | | |
| 19-2467 | | | R | | | | | | | | | 136 | | | | | 90,6 | | | |
| 2.4 Bifuel (LPG) (103 kW) Eng.B 5244 SG2 9/01-8/07 | | | | | | | | | | | | | | | | | | | | |
| 19-2314 | | | F | | | | | | | | | 136 | | | | | 82 | | | |
| 19-2467 | | | R | | | | | | | | | 136 | | | | | 90,6 | | | |
| 2.4 CDI (90 kW) Eng.D 5244 T6 7/05-12/08 | | | | | | | | | | | | | | | | | | | | |
| 19-2314 | | | F | | | | | | | | | 136 | | | | | 82 | | | |
| 19-2467 | | | R | | | | | | | | | 136 | | | | | 90,6 | | | |
| 2.4 D (93 kW) Eng.D 5244 T7 4/05-12/08 | | | | | | | | | | | | | | | | | | | | |
| 19-2314 | | | F | | | | | | | | | 136 | | | | | 82 | | | |
| 19-2467 | | | R | | | | | | | | | 136 | | | | | 90,6 | | | |
| 2.4 D (96 kW) Eng.D 5244 T2 7/01-8/07 | | | | | | | | | | | | | | | | | | | | |
| 19-2314 | | | F | | | | | | | | | 136 | | | | | 82 | | | |
| 19-2467 | | | R | | | | | | | | | 136 | | | | | 90,6 | | | |
| 2.4 D5 (120 kW) Eng.D 5244 T, D 5244 T2, D 5244 T5 1/01-12/08 | | | | | | | | | | | | | | | | | | | | |
| 19-2314 | | | F | | | | | | | | | 136 | | | | | 82 | | | |
| 19-2467 | | | R | | | | | | | | | 136 | | | | | 90,6 | | | |
| 2.4 D5 (136 kW) Eng.D 5244 T4 4/05-12/08 | | | | | | | | | | | | | | | | | | | | |
| 19-2314 | | | F | | | | | | | | | 136 | | | | | 82 | | | |
| 19-2467 | | | R | | | | | | | | | 136 | | | | | 90,6 | | | |
| 2.4 D5 AWD (120 kW) Eng.D 5244 T, D 5244 T2, D 5244 T5 7/02-8/07 | | | | | | | | | | | | | | | | | | | | |
| 19-2314 | | | F | | | | | | | | | 136 | | | | | 82 | | | |
| 19-2744 | | | R | | | | | | 25 | | | 136 | | | | | 88 | | | |

VOLVO

| METELLI ref | Spare Parts | | F/R | L/R | | | ABS | A | B | C | D | E | F | G | H | I | L | M | Fig | NOTE |
|--|-------------|--|-----|-----|--|--|-----|---|----|---|---|-----|---|---|---|---|------|---|-----|------|
| 2.4 D5 AWD (136 kW) Eng.D 5244 T4 5/05-8/07 | | | | | | | | | | | | | | | | | | | | |
| 19-2314 | | | F | | | | | | | | | 136 | | | | | 82 | | | |
| 19-2744 | | | R | | | | | | 25 | | | 136 | | | | | 88 | | | |
| 2.4 T (147 kW) Eng.B 5244 T3 11/99-8/03 | | | | | | | | | | | | | | | | | | | | |
| 19-2314 | | | F | | | | | | | | | 136 | | | | | 82 | | | |
| 19-2467 | | | R | | | | | | | | | 136 | | | | | 90,6 | | | |
| 2.4 T AWD (147 kW) Eng.B 5244 T3 9/01-8/02 | | | | | | | | | | | | | | | | | | | | |
| 19-2314 | | | F | | | | | | | | | 136 | | | | | 82 | | | |
| 19-2744 | | | R | | | | | | 25 | | | 136 | | | | | 88 | | | |
| 2.4 T5 (191 kW) Eng.B 5244 T5 4/04-8/07 | | | | | | | | | | | | | | | | | | | | |
| 19-2314 | | | F | | | | | | | | | 136 | | | | | 82 | | | |
| 19-2467 | | | R | | | | | | | | | 136 | | | | | 90,6 | | | |
| 2.5 AWD (155 kW) Eng.B 5254 T2 9/02-12/04 | | | | | | | | | | | | | | | | | | | | |
| 19-2314 | | | F | | | | | | | | | 136 | | | | | 82 | | | |
| 19-2744 | | | R | | | | | | 25 | | | 136 | | | | | 88 | | | |
| 2.5 T (154 kW) Eng.B 5254 T2 7/01-8/07 | | | | | | | | | | | | | | | | | | | | |
| 19-2314 | | | F | | | | | | | | | 136 | | | | | 82 | | | |
| 19-2467 | | | R | | | | | | | | | 136 | | | | | 90,6 | | | |
| 2.5 T AWD (154 kW) Eng.B 5254 T2 7/02-8/07 | | | | | | | | | | | | | | | | | | | | |
| 19-2314 | | | F | | | | | | | | | 136 | | | | | 82 | | | |
| 19-2744 | | | R | | | | | | 25 | | | 136 | | | | | 88 | | | |
| 2.5 TDI (103 kW) Eng.D 5252 T (03.00-) 11/99-8/07 | | | | | | | | | | | | | | | | | | | | |
| 19-2314 | | | F | | | | | | | | | 136 | | | | | 82 | | | |
| 19-2467 | | | R | | | | | | | | | 136 | | | | | 90,6 | | | |
| R 2,5 T AWD (221 kW) Eng.B 5254 T4 3/03-8/07 | | | | | | | | | | | | | | | | | | | | |
| 19-2314 | | | F | | | | | | | | | 136 | | | | | 82 | | | |
| 19-2744 | | | R | | | | | | 25 | | | 136 | | | | | 88 | | | |

VOLVO

| METELLI ref | Spare Parts | F/R | L/R | ABS | A | B | C | D | E | F | G | H | I | L | M | Fig | NOTE |
|--|-------------|-----|-----|-----|---|----|---|----|-------|---|---|---|---|---|---|-----|------|
| V70 III (135) 4/07-1/70 | | | | | | | | | | | | | | | | | |
| 1.6 D (80 kW) Eng.D 4164 T 7/09-12/11 | | | | | | | | | | | | | | | | | |
| 19-2852 | | F | | | | 40 | | 82 | 136,5 | | | | | | | 92 | |
| 1.6 DRiVe / D2 (84 kW) Eng.D 4162 T 4/11-12/15 | | | | | | | | | | | | | | | | | |
| 19-2852 | | F | | | | 40 | | 82 | 136,5 | | | | | | | 92 | |
| 1.6 T4F (132 kW) Eng.B 4164 T2 1/11-12/15 | | | | | | | | | | | | | | | | | |
| 19-2852 | | F | | | | 40 | | 82 | 136,5 | | | | | | | 92 | |
| 2.0 (107 kW) Eng.B 4204 S3 10/07-12/11 | | | | | | | | | | | | | | | | | |
| 19-2852 | | F | | | | 40 | | 82 | 136,5 | | | | | | | 92 | |
| 2.0 BiFuel (157 kW) Eng.B 5204 T9 3/13-12/15 | | | | | | | | | | | | | | | | | |
| 19-2852 | | F | | | | 40 | | 82 | 136,5 | | | | | | | 92 | |
| 2.0 D (100 kW) Eng.D 4204 T 10/07-12/15 | | | | | | | | | | | | | | | | | |
| 19-2852 | | F | | | | 40 | | 82 | 136,5 | | | | | | | 92 | |
| 2.0 FlexiFuel (107 kW) Eng.B 4204 S4 1/08-12/11 | | | | | | | | | | | | | | | | | |
| 19-2852 | | F | | | | 40 | | 82 | 136,5 | | | | | | | 92 | |
| 2.0 GDI (157 kW) Eng.B 5204 T9 4/12-12/15 | | | | | | | | | | | | | | | | | |
| 19-2852 | | F | | | | 40 | | 82 | 136,5 | | | | | | | 92 | |
| 2.0 T (149 kW) Eng.B 4204 T6 9/09-12/11 | | | | | | | | | | | | | | | | | |
| 19-2852 | | F | | | | 40 | | 82 | 136,5 | | | | | | | 92 | |
| 2.4 D (120 kW) Eng.D 5244 T19 (08.09-.), D 5244 T5 (-.07.09) 4/07-12/10 | | | | | | | | | | | | | | | | | |
| 19-2852 | | F | | | | 40 | | 82 | 136,5 | | | | | | | 92 | |
| 2.4 D (129 kW) Eng.D 5244 T14 4/09-12/10 | | | | | | | | | | | | | | | | | |
| 19-2852 | | F | | | | 40 | | 82 | 136,5 | | | | | | | 92 | |
| 2.5 T (147 kW) Eng.B 5254 T6 8/07-12/09 | | | | | | | | | | | | | | | | | |
| 19-2852 | | F | | | | 40 | | 82 | 136,5 | | | | | | | 92 | |
| 2.5 T (170 kW) Eng.B 5254 T10 4/09-12/12 | | | | | | | | | | | | | | | | | |
| 19-2852 | | F | | | | 40 | | 82 | 136,5 | | | | | | | 92 | |

VOLVO

| METELLI ref | Spare Parts | | F/R | L/R | | | ABS | A | B | C | D | E | F | G | H | I | L | M | Fig | NOTE |
|--|-------------|--|-----|-----|--|--|-----|---|----|---|----|-------|---|---|---|---|---|----|-----|------|
| D5 (136 kW) Eng.D 5244 T4 4/07-12/09 | | | | | | | | | | | | | | | | | | | | |
| 19-2852 | | | F | | | | | | 40 | | 82 | 136,5 | | | | | | 92 | | |
| D5 (151 kW) Eng.D 5244 T10 10/08-12/11 | | | | | | | | | | | | | | | | | | | | |
| 19-2852 | | | F | | | | | | 40 | | 82 | 136,5 | | | | | | 92 | | |
| D5 (158 kW) Eng.D 5244 T11, D 5244 T15 4/11-12/15 | | | | | | | | | | | | | | | | | | | | |
| 19-2852 | | | F | | | | | | 40 | | 82 | 136,5 | | | | | | 92 | | |
| D5 (169 kW) Eng.- 3/11-4/16 | | | | | | | | | | | | | | | | | | | | |
| 19-2852 | | | F | | | | | | 40 | | 82 | 136,5 | | | | | | 92 | | |
| D5 AWD (136 kW) Eng.D 5244 T4 4/07-12/09 | | | | | | | | | | | | | | | | | | | | |
| 19-2852 | | | F | | | | | | 40 | | 82 | 136,5 | | | | | | 92 | | |
| D5 AWD (151 kW) Eng.D 5244 T10 12/09-12/11 | | | | | | | | | | | | | | | | | | | | |
| 19-2852 | | | F | | | | | | 40 | | 82 | 136,5 | | | | | | 92 | | |
| D5 AWD (158 kW) Eng.D 5244 T15 4/11-12/15 | | | | | | | | | | | | | | | | | | | | |
| 19-2852 | | | F | | | | | | 40 | | 82 | 136,5 | | | | | | 92 | | |
| D5 AWD (169 kW) Eng.D 5244 T15 3/11-4/16 | | | | | | | | | | | | | | | | | | | | |
| 19-2852 | | | F | | | | | | 40 | | 82 | 136,5 | | | | | | 92 | | |
| T4 (140 kW) Eng.B 4204 T19 3/15-4/16 | | | | | | | | | | | | | | | | | | | | |
| 19-2852 | | | F | | | | | | 40 | | 82 | 136,5 | | | | | | 92 | | |
| T5 (177 kW) Eng.B 4204 T7 1/10-12/14 | | | | | | | | | | | | | | | | | | | | |
| 19-2852 | | | F | | | | | | 40 | | 82 | 136,5 | | | | | | 92 | | |
| T5 (180 kW) Eng.B 4204 T11 10/13-4/16 | | | | | | | | | | | | | | | | | | | | |
| 19-2852 | | | F | | | | | | 40 | | 82 | 136,5 | | | | | | 92 | | |
| T6 AWD (210 kW) Eng.B 6304 T2 8/07-12/10 | | | | | | | | | | | | | | | | | | | | |
| 19-2852 | | | F | | | | | | 40 | | 82 | 136,5 | | | | | | 92 | | |
| T6 AWD (224 kW) Eng.B 6304 T4 1/10-12/15 | | | | | | | | | | | | | | | | | | | | |
| 19-2852 | | | F | | | | | | 40 | | 82 | 136,5 | | | | | | 92 | | |

VOLVO

| METELLI ref | Spare Parts | | F/R | L/R | | | ABS | A | B | C | D | E | F | G | H | I | L | M | Fig | NOTE |
|--|-------------|--|-----|-----|--|--|-----|---|----|---|----|-------|---|---|---|---|---|---|-----|------|
| D5 (158 kW) Eng.D 5244 T11, D 5244 T15 6/11-2/17 | | | | | | | | | | | | | | | | | | | | |
| 19-2852 | | | F | | | | | | 40 | | 82 | 136,5 | | | | | | | 92 | |
| D5 AWD (136 kW) Eng.D 5244 T4 5/08-12/09 | | | | | | | | | | | | | | | | | | | | |
| 19-2852 | | | F | | | | | | 40 | | 82 | 136,5 | | | | | | | 92 | |
| D5 AWD (151 kW) Eng.D 5244 T10 7/09-6/11 | | | | | | | | | | | | | | | | | | | | |
| 19-2852 | | | F | | | | | | 40 | | 82 | 136,5 | | | | | | | 92 | |
| D5 AWD (158 kW) Eng.D 5244 T11, D 5244 T15 4/11-12/15 | | | | | | | | | | | | | | | | | | | | |
| 19-2852 | | | F | | | | | | 40 | | 82 | 136,5 | | | | | | | 92 | |
| D5 AWD (162 kW) Eng.D 5244 T20, D 5244 T22 3/15-2/17 | | | | | | | | | | | | | | | | | | | | |
| 19-2852 | | | F | | | | | | 40 | | 82 | 136,5 | | | | | | | 92 | |
| D5 AWD (169 kW) Eng.D 5244 T23 4/14-12/15 | | | | | | | | | | | | | | | | | | | | |
| 19-2852 | | | F | | | | | | 40 | | 82 | 136,5 | | | | | | | 92 | |
| T5 (177 kW) Eng.B 4204 T7 9/10-2/17 | | | | | | | | | | | | | | | | | | | | |
| 19-2852 | | | F | | | | | | 40 | | 82 | 136,5 | | | | | | | 92 | |
| T5 (180 kW) Eng.B 4204 T11, B 4204 T41 10/13-2/17 | | | | | | | | | | | | | | | | | | | | |
| 19-2852 | | | F | | | | | | 40 | | 82 | 136,5 | | | | | | | 92 | |
| T5 AWD (180 kW) Eng.B 4204 T11 10/15-2/17 | | | | | | | | | | | | | | | | | | | | |
| 19-2852 | | | F | | | | | | 40 | | 82 | 136,5 | | | | | | | 92 | |
| T5 AWD (183 kW) Eng.B 5254 T12 4/14-2/17 | | | | | | | | | | | | | | | | | | | | |
| 19-2852 | | | F | | | | | | 40 | | 82 | 136,5 | | | | | | | 92 | |
| T5 AWD (187 kW) Eng.B 5254 T12 4/14-2/17 | | | | | | | | | | | | | | | | | | | | |
| 19-2852 | | | F | | | | | | 40 | | 82 | 136,5 | | | | | | | 92 | |
| T6 (225 kW) Eng.B 4204 T9 10/13-2/17 | | | | | | | | | | | | | | | | | | | | |
| 19-2852 | | | F | | | | | | 40 | | 82 | 136,5 | | | | | | | 92 | |
| T6 AWD (210 kW) Eng.B 6304 T2 5/08-12/10 | | | | | | | | | | | | | | | | | | | | |
| 19-2852 | | | F | | | | | | 40 | | 82 | 136,5 | | | | | | | 92 | |
| T6 AWD (224 kW) Eng.B 6304 T4 3/10-2/17 | | | | | | | | | | | | | | | | | | | | |
| 19-2852 | | | F | | | | | | 40 | | 82 | 136,5 | | | | | | | 92 | |

VOLVO

| METELLI ref | Spare Parts | | F/R | L/R | | | ABS | A | B | C | D | E | F | G | H | I | L | M | Fig | NOTE |
|--|-------------|--|-----|-----|--|--|-----|---|----|---|----|-------|---|---|---|---|---|---|-----|------|
| D3 (120 kW) Eng.D 5204 T2, D 5204 T3 4/10-12/15 | | | | | | | | | | | | | | | | | | | | |
| 19-2852 | | | F | | | | | | 40 | | 82 | 136,5 | | | | | | | 92 | |
| D4 (133 kW) Eng.D 4204 T5 10/13-4/16 | | | | | | | | | | | | | | | | | | | | |
| 19-2852 | | | F | | | | | | 40 | | 82 | 136,5 | | | | | | | 92 | |
| D4 AWD (133 kW) Eng.D 5244 T12 10/13-4/16 | | | | | | | | | | | | | | | | | | | | |
| 19-2852 | | | F | | | | | | 40 | | 82 | 136,5 | | | | | | | 92 | |
| D5 AWD (136 kW) Eng.D 5244 T4 4/07-12/09 | | | | | | | | | | | | | | | | | | | | |
| 19-2852 | | | F | | | | | | 40 | | 82 | 136,5 | | | | | | | 92 | |
| D5 AWD (151 kW) Eng.D 5244 T10 4/09-12/11 | | | | | | | | | | | | | | | | | | | | |
| 19-2852 | | | F | | | | | | 40 | | 82 | 136,5 | | | | | | | 92 | |
| D5 AWD (158 kW) Eng.D 5244 T11, D 5244 T15 4/11-12/15 | | | | | | | | | | | | | | | | | | | | |
| 19-2852 | | | F | | | | | | 40 | | 82 | 136,5 | | | | | | | 92 | |
| D5 AWD (162 kW) Eng.D 5244 T20 3/15-4/16 | | | | | | | | | | | | | | | | | | | | |
| 19-2852 | | | F | | | | | | 40 | | 82 | 136,5 | | | | | | | 92 | |
| D5 AWD (169 kW) Eng.D 5244 T15 11/13-4/16 | | | | | | | | | | | | | | | | | | | | |
| 19-2852 | | | F | | | | | | 40 | | 82 | 136,5 | | | | | | | 92 | |
| T5 (180 kW) Eng.B 4204 T11 10/13-12/16 | | | | | | | | | | | | | | | | | | | | |
| 19-2852 | | | F | | | | | | 40 | | 82 | 136,5 | | | | | | | 92 | |
| T5 AWD (187 kW) Eng.B 5254 T12 8/15-12/16 | | | | | | | | | | | | | | | | | | | | |
| 19-2852 | | | F | | | | | | 40 | | 82 | 136,5 | | | | | | | 92 | |
| T6 AWD (183 kW) Eng.B 5254 T14 3/15-12/16 | | | | | | | | | | | | | | | | | | | | |
| 19-2852 | | | F | | | | | | 40 | | 82 | 136,5 | | | | | | | 92 | |
| T6 AWD (210 kW) Eng.B 6304 T2 1/08-12/16 | | | | | | | | | | | | | | | | | | | | |
| 19-2852 | | | F | | | | | | 40 | | 82 | 136,5 | | | | | | | 92 | |
| T6 AWD (224 kW) Eng.B 6304 T4 1/10-4/15 | | | | | | | | | | | | | | | | | | | | |
| 19-2852 | | | F | | | | | | 40 | | 82 | 136,5 | | | | | | | 92 | |

VOLVO

| METELLI ref | Spare Parts | | F/R | L/R | | ABS | A | B | C | D | E | F | G | H | I | L | M | Fig | NOTE |
|--|-------------|--|-----|-----|--|-----|---|----|----|-----|-------|---|---|---|---|---|---|-----|-------------|
| T6 AWD (242 kW) Eng.B 6304 T4 11/13-12/16 | | | | | | | | | | | | | | | | | | | |
| 19-2852 | | | F | | | | | 40 | | 82 | 136,5 | | | | | | | 92 | |
| XC90 I (275) 6/02-12/14 | | | | | | | | | | | | | | | | | | | |
| 2.5 (153 kW) Eng.B 5254 T2 1/03-12/06 | | | | | | | | | | | | | | | | | | | |
| 19-2357 | | | F | | | | | 36 | 30 | 136 | | | | | | | | 88 | Ch. -354876 |
| 2.5 T AWD (154 kW) Eng.B 5254 T2 10/02-9/14 | | | | | | | | | | | | | | | | | | | |
| 19-2357 | | | F | | | | | 36 | 30 | 136 | | | | | | | | 88 | Ch. -354876 |
| 19-2742 | | | R | | | | | | | | 136 | | | | | | | 89 | |
| 2.5 T AWD (154 kW) Eng.B 5254 T9 10/12-9/14 | | | | | | | | | | | | | | | | | | | |
| 19-2742 | | | R | | | | | | | | 136 | | | | | | | 89 | |
| 3.2 (175 kW) Eng.B 6324 S 9/11-9/14 | | | | | | | | | | | | | | | | | | | |
| 19-2357 | | | F | | | | | 36 | 30 | 136 | | | | | | | | 88 | Ch. -354876 |
| 3.2 (179 kW) Eng.B 6324 S5 9/11-9/14 | | | | | | | | | | | | | | | | | | | |
| 19-2357 | | | F | | | | | 36 | 30 | 136 | | | | | | | | 88 | Ch. -354876 |
| 3.2 AWD (175 kW) Eng.B 6324 S 3/06-12/10 | | | | | | | | | | | | | | | | | | | |
| 19-2357 | | | F | | | | | 36 | 30 | 136 | | | | | | | | 88 | Ch. -354876 |
| 19-2742 | | | R | | | | | | | | 136 | | | | | | | 89 | |
| 3.2 AWD (179 kW) Eng.B 6324 S5 4/10-9/14 | | | | | | | | | | | | | | | | | | | |
| 19-2357 | | | F | | | | | 36 | 30 | 136 | | | | | | | | 88 | Ch. -354876 |
| 19-2742 | | | R | | | | | | | | 136 | | | | | | | 89 | |
| D3 / D5 (120 kW) Eng.D 5244 T5 4/09-12/14 | | | | | | | | | | | | | | | | | | | |
| 19-2357 | | | F | | | | | 36 | 30 | 136 | | | | | | | | 88 | Ch. -354876 |
| 19-2742 | | | R | | | | | | | | 136 | | | | | | | 89 | |
| D5 AWD (120 kW) Eng.D 5244 T 10/02-12/06 | | | | | | | | | | | | | | | | | | | |
| 19-2357 | | | F | | | | | 36 | 30 | 136 | | | | | | | | 88 | Ch. -354876 |
| 19-2742 | | | R | | | | | | | | 136 | | | | | | | 89 | |
| D5 AWD (120 kW) Eng.D 5244 T5 10/07-12/10 | | | | | | | | | | | | | | | | | | | |
| 19-2357 | | | F | | | | | 36 | 30 | 136 | | | | | | | | 88 | Ch. -354876 |

VOLVO

| METELLI ref | Spare Parts | F/R | L/R | ABS | A | B | C | D | E | F | G | H | I | L | M | Fig | NOTE |
|--|-------------|-----|-----|-----|---|----|----|-----|-----|---|---|---|---|----|---|-----|-------------|
| 19-2742 | | R | | | | | | | 136 | | | | | 89 | | | |
| D5 AWD (136 kW) Eng.D 5244 T4 4/05-12/10 | | | | | | | | | | | | | | | | | |
| 19-2357 | | F | | | | 36 | 30 | 136 | | | | | | 88 | | | Ch. -354876 |
| 19-2742 | | R | | | | | | | 136 | | | | | 89 | | | |
| D5 AWD (147 kW) Eng.D 5244 T18 1/11-12/14 | | | | | | | | | | | | | | | | | |
| 19-2357 | | F | | | | 36 | 30 | 136 | | | | | | 88 | | | Ch. -354876 |
| 19-2742 | | R | | | | | | | 136 | | | | | 89 | | | |
| D5 AWD (155 kW) Eng.D 5244 T18 11/13-9/14 | | | | | | | | | | | | | | | | | |
| 19-2742 | | R | | | | | | | 136 | | | | | 89 | | | |
| T6 AWD (200 kW) Eng.B 6294 T 10/02-12/06 | | | | | | | | | | | | | | | | | |
| 19-2357 | | F | | | | 36 | 30 | 136 | | | | | | 88 | | | Ch. -354876 |
| 19-2742 | | R | | | | | | | 136 | | | | | 89 | | | |
| V8 AWD (232 kW) Eng.B 8444 S 1/05-12/10 | | | | | | | | | | | | | | | | | |
| 19-2357 | | F | | | | 36 | 30 | 136 | | | | | | 88 | | | Ch. -354876 |
| 19-2742 | | R | | | | | | | 136 | | | | | 89 | | | |

VOLVO LCV

V40 Box body / Hatchback (525) 2/12-1/70

1.6 D2/ DRIVe (84 kW) Eng.D 4162 T 9/13-12/15

| | | | | | | | | | | | | | | | | | |
|---------|--|---|--|--|--|----|------|--|-----|--|--|--|--|-----|--|--|--|
| 19-8181 | | F | | | | 36 | 26,3 | | 136 | | | | | 110 | | | |
| 19-8183 | | R | | | | | | | 136 | | | | | | | | |

2.0 D3 (110 kW) Eng.D 5204 T6 9/13-12/15

| | | | | | | | | | | | | | | | | | |
|---------|--|---|--|--|--|----|------|--|-----|--|--|--|--|-----|--|--|--|
| 19-8181 | | F | | | | 36 | 26,3 | | 136 | | | | | 110 | | | |
| 19-8183 | | R | | | | | | | 136 | | | | | | | | |

2.0 D4 (130 kW) Eng.D 5204 T4 9/13-12/14

| | | | | | | | | | | | | | | | | | |
|---------|--|---|--|--|--|----|------|--|-----|--|--|--|--|-----|--|--|--|
| 19-8181 | | F | | | | 36 | 26,3 | | 136 | | | | | 110 | | | |
| 19-8183 | | R | | | | | | | 136 | | | | | | | | |

VOLVO LCV

| METELLI ref | Spare Parts | | F/R | L/R | | | ABS | A | B | C | D | E | F | G | H | I | L | M | Fig | NOTE |
|---|-------------|--|-----|-----|--|--|-----|---|----|---|----|-------|---|---|---|---|---|----|-----|------|
| V60 Box body / Van / SW Van (155) 9/13-1/70 | | | | | | | | | | | | | | | | | | | | |
| 1.6 DRIVe (84 kW) Eng.D 4162 T 9/13-12/15 | | | | | | | | | | | | | | | | | | | | |
| 19-2852 | | | F | | | | | | 40 | | 82 | 136,5 | | | | | | 92 | | |
| 2.0 D3 (100 kW) Eng.D 5204 T7 9/13-12/15 | | | | | | | | | | | | | | | | | | | | |
| 19-2852 | | | F | | | | | | 40 | | 82 | 136,5 | | | | | | 92 | | |
| 2.0 D4 (120 kW) Eng.D 5204 T3 9/13-12/15 | | | | | | | | | | | | | | | | | | | | |
| 19-2852 | | | F | | | | | | 40 | | 82 | 136,5 | | | | | | 92 | | |
| 2.4 D4 AWD (133 kW) Eng.D 5244 T12 9/13-12/15 | | | | | | | | | | | | | | | | | | | | |
| 19-2852 | | | F | | | | | | 40 | | 82 | 136,5 | | | | | | 92 | | |
| 2.4 D5 (158 kW) Eng.D 5244 T15 9/13-12/15 | | | | | | | | | | | | | | | | | | | | |
| 19-2852 | | | F | | | | | | 40 | | 82 | 136,5 | | | | | | 92 | | |
| V70 Box body / Van / SW Van (135) 9/13-1/70 | | | | | | | | | | | | | | | | | | | | |
| 2.0 D3 DRIVe (100 kW) Eng.D 5204 T7 9/13-1/70 | | | | | | | | | | | | | | | | | | | | |
| 19-2852 | | | F | | | | | | 40 | | 82 | 136,5 | | | | | | 92 | | |
| 2.4 D5 (158 kW) Eng.D 5244 T11, D 5244 T15 9/13-1/70 | | | | | | | | | | | | | | | | | | | | |
| 19-2852 | | | F | | | | | | 40 | | 82 | 136,5 | | | | | | 92 | | |



| Adaptable to | METELLI Ref | Adaptable to | METELLI Ref | Adaptable to | METELLI Ref | Adaptable to | METELLI Ref |
|-------------------|----------------|---------------|----------------|--------------|----------------|---------------|----------------|
| ABARTH | | 71753815 | 19-2784 | 4B0 498 625A | 19-2105 | 5WA 407 621A | 19-2364 |
| 51754193 | 19-2974 | 71753816 | 19-2881 | 4D0 407 625D | 19-1581 | 6E0 407 621C | 19-2310 |
| 71747713 | 19-2914 | 71753817 | 19-1568 | 4D0 407 625E | 19-2702 | 6E0 407 621D | 19-2310 |
| 71769738 | 19-2536 | 71753821 | 19-2252 | 4D0 407 625H | 19-1581 | 6E0 598 611 | 19-2567 |
| ALFA ROMEO | | 71769738 | 19-2536 | 4D0 498 625 | 19-2778 | 6E0 598 611A | 19-2567 |
| 46529970 | 19-2239 | AUDI | | 4E0 407 613 | 19-2778 | 6Q0 407 621 | 19-1587 |
| 46739139 | 19-1568 | 191 598 625 | 19-2500 | 4E0 407 625B | 19-2785 | 6Q0 407 621AD | 19-1587 |
| 50703092 | 19-2881 | 1D0 498 625B | 19-2105 | 4E0 407 625D | 19-2778 | 6Q0 407 621AH | 19-1587 |
| 50707555 | 19-2784 | 1J0 498 625 | 19-1595 | 4E0 407 625E | 19-2785 | 6Q0 407 621AJ | 19-1587 |
| 50707556 | 19-2881 | 1J0 498 625A | 19-1595 | 4E0 498 625 | 19-2778 | 6Q0 407 621BR | 19-1587 |
| 51757885 | 19-2761 | 1J0 598 477 | 19-2499 | 4E0 498 625A | 19-2785 | 6Q0 501 611F | 19-2558 |
| 55703171 | 19-8127 | 1J0 598 625 | 19-1595 | 4E0 498 625B | 19-2778 | 6Q0 598 611 | 19-2558 |
| 60510366 | 19-1548 | 1K0 498 621 | 19-2780 | 4E0 498 625C | 19-2778 | 6R0 407 621A | 19-1587 |
| 60521281 | 19-1542 | 1K0 598 611 | 19-2705 | 4E0 598 625 | 19-2785 | 6R0 407 621E | 19-1587 |
| 60521282 | 19-1544 | 1T0 498 621 | 19-2317 | 4F0 498 625 | 19-2785 | 6U0 598 625 | 19-2500 |
| 60523333 | 19-1544 | 1T0 598 611 | 19-2704 | 4F0 498 625A | 19-2778 | 7L0 498 287 | 19-2355 |
| 60535941 | 19-1542 | 1T0 598 611B | 19-2704 | 4F0 498 625B | 19-2785 | 861 498 625 | 19-2100 |
| 60554002 | 19-1599 | 311 405 625N | 19-2500 | 4F0 598 611A | 19-2882 | 871 498 625 | 19-2100 |
| 60652014 | 19-2533 | 311 405 645B | 19-2500 | 4F0 598 611B | 19-2882 | 871 498 625A | 19-2100 |
| 60671437 | 19-1564 | 311 498 071BS | 19-2500 | 4F0 598 625 | 19-2778 | 893 498 625 | 19-2106 |
| 60807717 | 19-1548 | 321 498 625 | 19-2102 | 4F0 598 625A | 19-2778 | 893 498 625A | 19-2106 |
| 60812057 | 19-1618 | 321 498 625A | 19-2102 | 4F0 598 625B | 19-2778 | 893 498 625B | 19-2106 |
| 60812195 | 19-1617 | 321 498 625B | 19-2102 | 4H0 498 625 | 19-2779 | 893 498 625C | 19-2105 |
| 60815378 | 19-1580 | 321 498 625C | 19-2102 | 4H0 498 625A | 19-2779 | 893 498 625D | 19-2106 |
| 60815880 | 19-1548 | 321 498 625D | 19-2102 | 4H0 498 625B | 19-2779 | 893 498 625E | 19-2105 |
| 60815881 | 19-1573 | 321 498 625E | 19-2102 | 4H0 498 625D | 19-2779 | 8A0 498 625 | 19-2106 |
| 60815882 | 19-1548 | 331 598 625 | 19-2102 | 4H0 498 625E | 19-2779 | 8D0 498 625 | 19-2106 |
| 60815883 | 19-1617 | 3C0 498 621 | 19-2317 | 4H0 498 625F | 19-2779 | 8D0 498 625B | 19-2105 |
| 60815902 | 19-8127 | 443 498 625A | 19-2105 | 4S0 598 625 | 19-2779 | 8D0 498 625C | 19-1581 |
| 60815903 | 19-1580 | 443 498 625D | 19-2105 | 5K0 498 621 | 19-2317 | 8D0 598 625 | 19-2548 |
| 60816007 | 19-2536 | 443 498 625F | 19-2105 | 5K0 498 621A | 19-2780 | 8D0 598 625A | 19-2106 |
| 71714461 | 19-1573 | 443 505 509 | 19-2501 | 5Q0 407 621A | 19-2364 | 8D0 598 625B | 19-2548 |
| 71714478 | 19-1564 | 4A0 498 625 | 19-2105 | 5Q0 407 621D | 19-2364 | 8E0 498 625A | 19-1581 |
| 71729122 | 19-1568 | 4A0 598 625 | 19-2501 | 5Q0 407 621G | 19-2364 | 8E0 498 625B | 19-1581 |
| 71737189 | 19-2536 | 4A0 598 625A | 19-2501 | 5Q0 598 611 | 19-2705 | 8E0 501 611 | 19-2561 |
| 71737613 | 19-1617 | 4B0 498 625 | 19-2106 | 5QF 598 611 | 19-2704 | 8E0 501 611J | 19-2561 |



| Adaptable to | METELLI Ref | Adaptable to | METELLI Ref | Adaptable to | METELLI Ref | Adaptable to | METELLI Ref |
|--------------|----------------|-----------------|----------------|-----------------|------------------|--------------|----------------|
| 8E0 598 611 | 19-2703 | 1124439 | 19-2320 | 33 41 1 095 238 | 19-2707 | 96316634 | 19-2479 |
| 8E0 598 611A | 19-2703 | 1130530 | 19-2320 | 33 41 1 095 652 | 19-2706 | 96316635 | 19-2479 |
| 8E0 598 611B | 19-2703 | 1131298 | 19-2320 | 33 41 1 095 654 | 19-2706 | 96316761 | 19-2179 |
| 8E0 598 611C | 19-2703 | 31 20 1 095 616 | 19-2254 | 33 41 1 124 358 | 19-2503 | 96316762 | 19-2179 |
| 8E0 598 625 | 19-2702 | 31 20 3 450 600 | 19-2319 | 33 41 1 130 617 | 19-2508 | 96328248 | 19-2975 |
| 8E0 598 625A | 19-1581 | 31 20 6 773 207 | 19-2786 | 33 41 1 137 685 | 19-2323 | 96328337 | 19-2976 |
| 8E0 598 625B | 19-1581 | 31 20 6 779 735 | 19-2786 | 33 41 2 220 987 | 19-2508 | 96451751 | 19-2975 |
| 8J0 498 625A | 19-2317 | 31 20 6 795 959 | 19-2786 | 33 41 2 406 278 | 19-2888 | 96626339 | 19-2788 |
| 8J0 598 625 | 19-2317 | 31 21 1 107 456 | 19-2111 | 33 41 6 762 317 | 19-2752 | 96626439 | 19-2897 |
| 8K0 407 625 | 19-2779 | 31 21 1 107 457 | 19-2111 | 33 41 6 762 321 | 19-2888 | 96636607 | 19-2975 |
| 8K0 501 611A | 19-2883 | 31 21 1 119 571 | 19-2112 | 33 41 6 762 322 | 19-2888 | 96639585 | 19-2976 |
| 8K0 598 611 | 19-2883 | 31 21 1 124 439 | 19-2320 | 33 41 6 764 180 | 19-2707 | 96639607 | 19-2975 |
| 8K0 598 625 | 19-2779 | 31 21 1 129 386 | 19-2119 | 33 41 6 770 974 | 19-2889 | 96812720 | 19-2975 |
| 8L0 498 625 | 19-2318 | 31 21 1 130 530 | 19-2320 | 33 41 6 775 842 | 19-2888 | 96995000 | 19-7118 |
| 8L0 498 625B | 19-2318 | 31 21 1 131 298 | 19-2320 | 33 41 6 795 961 | 19-2889 | CB31000100E | 19-2788 |
| 8S0 498 625A | 19-2364 | 31 21 2 226 640 | 19-2119 | 6750217 | 19-2326 | CB31000200D | 19-2897 |
| 8S0 598 611 | 19-2704 | 31 21 6 634 103 | 19-2111 | 6757024 | 19-2322 | D96285525 | 19-2179 |
| 8V0 498 625 | 19-2780 | 31 21 6 634 106 | 19-2111 | 6765157 | 19-2751 | D96316761 | 19-2179 |
| 8V0 498 625A | 19-2364 | 31 21 6 765 157 | 19-2751 | 6779735 | 19-2786 | | |
| 8V0 498 625B | 19-2780 | 31 21 9 061 512 | 19-2112 | 9061512 | 19-2112 | 1473542080 | 19-2906 |
| 8V0 598 611 | 19-2705 | 31 22 1 093 427 | 19-2254 | | CHEVROLET | 1606623580 | 19-2297 |
| 8V0 598 611A | 19-2705 | 31 22 1 095 702 | 19-2323 | 13502828 | 19-2858 | 1606635580 | 19-2536 |
| 8V0 598 625 | 19-2704 | 31 22 1 139 345 | 19-2322 | 13502872 | 19-2978 | 1607704180 | 19-2753 |
| 8V0 598 625A | 19-2780 | 31 22 2 229 360 | 19-2327 | 13502873 | 19-2979 | 3307.56 | 19-2129 |
| 8V0 598 625B | 19-2780 | 31 22 2 405 866 | 19-2751 | 13583478 | 19-2858 | 3326.40 | 19-1576 |
| 8V0 598 625C | 19-2780 | 31 22 2 405 867 | 19-2319 | 13583479 | 19-2859 | 3326.44 | 19-2129 |
| 8W0 598 611 | 19-2883 | 31 22 6 750 217 | 19-2326 | 25903295 | 19-2897 | 3326.72 | 19-2272 |
| 8W0 598 611A | 19-2883 | 31 22 6 751 978 | 19-2319 | 25903358 | 19-2788 | 3326.76 | 19-2272 |
| 8X0 498 625 | 19-2317 | 31 22 6 757 024 | 19-2322 | 328002 | 19-2978 | 3326.77 | 19-8127 |
| 8X0 598 611 | 19-2558 | 31 22 6 765 601 | 19-2325 | 328003 | 19-2979 | 3350.16 | 19-2129 |
| | BMW | 31 22 6 783 913 | 19-2319 | 94535210 | 19-2172 | 3350.17 | 19-2184 |
| 1093427 | 19-2254 | 31 22 6 867 808 | 19-2786 | 94535218 | 19-2172 | 3350.27 | 19-1576 |
| 1097158 | 19-2707 | 31 22 6 882 263 | 19-2786 | 94535259 | 19-7118 | 3350.28 | 19-1625 |
| 1107456 | 19-2111 | 33 41 1 090 505 | 19-2323 | 94535982 | 19-7118 | 3350.32 | 19-2165 |
| 1107457 | 19-2111 | 33 41 1 093 102 | 19-2706 | 94536117 | 19-2787 | 3350.69 | 19-2297 |
| 1119571 | 19-2112 | 33 41 1 093 725 | 19-2706 | 96285525 | 19-2179 | 3350.72 | 19-2332 |



| Adaptable to | METELLI Ref | Adaptable to | METELLI Ref | Adaptable to | METELLI Ref | Adaptable to | METELLI Ref |
|--------------|-------------|--------------------|-------------|--------------|-------------|-----------------|-------------|
| 3350.82 | 19-2753 | 6822.JL | 19-2754 | 09265-17201 | 19-2172 | D96285525 | 19-2179 |
| 3350.84 | 19-2297 | 91537605 | 19-2184 | 09265-29001 | 19-2172 | D96316633 | 19-2479 |
| 3350.85 | 19-2753 | 95496453 | 19-2595 | 09267-34002 | 19-2787 | D96316761 | 19-2179 |
| 3350.86 | 19-2332 | 95562212 | 19-2521 | 09267-39004 | 19-7118 | | |
| 3350.88 | 19-2803 | 95608940 | 19-2595 | 09267-39010 | 19-7118 | DAIHATSU | |
| 3350.91 | 19-1576 | 95619160 | 19-2129 | 90279331 | 19-2173 | 42450-0D050 | 19-7886 |
| 3350.93 | 19-2803 | 95654076 | 19-2184 | 90279332 | 19-2174 | 43246-87702 | 19-7095 |
| 3350.97 | 19-2297 | 95654078 | 19-2595 | 94535210 | 19-2172 | 90043-11134 | 19-7094 |
| 3701.59 | 19-2528 | 96129301 | 19-2129 | 94535218 | 19-2172 | 90043-11188 | 19-7094 |
| 3701.61 | 19-1625 | 9803736180 | 19-2369 | 94535246 | 19-2173 | 90043-63087 | 19-7094 |
| 3701.64 | 19-2667 | | | 94535247 | 19-2173 | 90043-63087-000 | 19-7094 |
| 3748.10 | 19-2521 | CITROEN HCV | | 94535248 | 19-2173 | 90043-63136 | 19-7094 |
| 3748.13 | 19-2521 | 1606374780 | 19-2963 | 94535249 | 19-2173 | 90043-63136 | 19-7094 |
| 3748.17 | 19-2595 | 3326.41 | 19-1584 | 94535249 | 19-2173 | 90043-63187 | 19-7657 |
| 3748.28 | 19-2667 | 3326.63 | 19-2331 | 94535253 | 19-7118 | 90043-63188 | 19-7095 |
| 3748.32 | 19-2528 | 3730.22 | 19-1612 | 94535253 | 19-7118 | 90043-63194-000 | 19-7094 |
| 3748.36 | 19-2683 | | | 94535259 | 19-7118 | 90043-63213 | 19-7657 |
| 3748.39 | 19-2686 | DACIA | | 945356117 | 19-2173 | 90043-63213-000 | 19-7095 |
| 3748.43 | 19-2667 | 40 21 070 49R | 19-2872 | 945356118 | 19-2173 | 90043-63214 | 19-7095 |
| 3748.44 | 19-2712 | 40 21 080 22R | 19-2872 | 94535982 | 19-7118 | 90043-63214-000 | 19-7095 |
| 3748.77 | 19-2686 | 40 21 095 33R | 19-2980 | 94536117 | 19-2787 | 90043-63314 | 19-7657 |
| 3748.80 | 19-2747 | 60 01 539 074 | 19-2595 | 94797384 | 19-2172 | 90043-63368 | 19-7095 |
| 3748.82 | 19-2762 | 60 01 541 314 | 19-2616 | 96207566 | 19-7118 | 90043-633057 | 19-7094 |
| 3748.85 | 19-2908 | 60 01 541 315 | 19-2616 | 96285525 | 19-2179 | 9004A-36090 | 19-7657 |
| 3748.86 | 19-2762 | 60 01 543 344 | 19-2196 | 96298788 | 19-2172 | 9004A-36093 | 19-7657 |
| 3748.87 | 19-2762 | 60 01 547 686 | 19-2799 | 96316633 | 19-2479 | 90363-T0023 | 19-7730 |
| 3748.88 | 19-2764 | 60 01 547 696 | 19-2350 | 96316634 | 19-2479 | 90363-W0005 | 19-7730 |
| 3748.90 | 19-2907 | 60 01 548 986 | 19-2665 | 96316635 | 19-2479 | 90363-W0006 | 19-7730 |
| 3748.94 | 19-2776 | 60 01 550 915 | 19-2347 | 96316761 | 19-2179 | | |
| 3748.95 | 19-2990 | 77 01 205 812 | 19-2665 | 96316762 | 19-2179 | DODGE | |
| 3748.96 | 19-2916 | 77 01 207 677 | 19-2347 | 96328248 | 19-2975 | 5105586AA | 19-2800 |
| 3748.98 | 19-2536 | 77 01 210 004 | 19-8120 | 96328337 | 19-2976 | 5105587AA | 19-2800 |
| 3748.99 | 19-2916 | 82 00 600 646 | 19-8120 | 96451751 | 19-2975 | | |
| 3748.A0 | 19-2990 | | | 96636607 | 19-2975 | FIAT | |
| 3748.A1 | 19-8109 | DAEWOO | | 96639585 | 19-2976 | 1330512080 | 19-1576 |
| 3748.A3 | 19-2990 | 02667886 | 19-2172 | 96639607 | 19-2975 | 1401112180 | 19-2916 |
| | | 0832221166 | 19-2479 | 96699585 | 19-2976 | 1401393280 | 19-2990 |
| | | 09262A-20076 | 19-7608 | D96207566 | 19-7118 | 1401393480 | 19-2916 |
| | | 09262A-25074 | 19-7608 | | | 1440088280 | 19-2990 |
| | | | | | | 1473542080 | 19-2906 |



| Adaptable to | METELLI Ref | Adaptable to | METELLI Ref | Adaptable to | METELLI Ref | Adaptable to | METELLI Ref |
|--------------|-------------|--------------|-------------|--------------|-------------|--------------|-------------|
| 4399856 | 19-1614 | 51810086 | 19-2983 | 71714480 | 19-1579 | 9567217680 | 19-1576 |
| 4400918 | 19-1561 | 51810087 | 19-2985 | 71737189 | 19-2536 | 9567217780 | 19-1625 |
| 4400919 | 19-2694 | 51810394 | 19-2982 | 71737612 | 19-1617 | | |
| 46421951 | 19-1548 | 51856892 | 19-2238 | 71737613 | 19-1617 | FIAT HCV | 19-1612 |
| 46423870 | 19-1549 | 52056182 | 19-2983 | 71737614 | 19-2536 | | 19-1612 |
| 46453887 | 19-1617 | 55703170 | 19-2272 | 71740076 | 19-2560 | FORD | |
| 46474537 | 19-2239 | 5890986 | 19-1573 | 71742696 | 19-2918 | 0407629 | 19-2148 |
| 46512970 | 19-8127 | 5890987 | 19-1575 | 71742699 | 19-2805 | 1001718 | 19-2268 |
| 46512972 | 19-1580 | 58909870 | 19-1575 | 71745046 | 19-2272 | 1001719 | 19-2699 |
| 46519869 | 19-1553 | 5890988 | 19-1573 | 71746393 | 19-1554 | 1004719 | 19-2699 |
| 46519901 | 19-2536 | 5890990 | 19-1553 | 71747713 | 19-2914 | 1019561 | 19-2549 |
| 46527732 | 19-2272 | 5890991 | 19-1565 | 71747857 | 19-1561 | 1053004 | 19-2697 |
| 46527733 | 19-2272 | 5890992 | 19-1567 | 71748673 | 19-2803 | 1057808 | 19-2697 |
| 46529970 | 19-1573 | 5890994 | 19-1561 | 71753062 | 19-2272 | 1057809 | 19-2697 |
| 46530316 | 19-2913 | 5891194 | 19-1554 | 71753819 | 19-2690 | 1058427 | 19-2335 |
| 46531160 | 19-2238 | 58911940 | 19-1554 | 71753820 | 19-2244 | 1061596 | 19-2338 |
| 46532573 | 19-2560 | 5948422 | 19-1614 | 71753821 | 19-2252 | 1061599 | 19-2274 |
| 46554134 | 19-2690 | 60815880 | 19-1575 | 71768040 | 19-2918 | 1085568 | 19-2274 |
| 46554135 | 19-2690 | 60815882 | 19-1548 | 71768165 | 19-2918 | 1085569 | 19-2274 |
| 46773659 | 19-1553 | 71714455 | 19-1554 | 71768628 | 19-2918 | 1088380 | 19-2154 |
| 46773660 | 19-2272 | 71714458 | 19-2238 | 71768756 | 19-2918 | 1104362 | 19-2699 |
| 46773661 | 19-1575 | 71714459 | 19-2272 | 71769492 | 19-2690 | 1112547 | 19-2274 |
| 46773662 | 19-8127 | 71714460 | 19-1575 | 71769737 | 19-2536 | 1115019 | 19-2714 |
| 46783975 | 19-1580 | 71714461 | 19-1573 | 71769738 | 19-2536 | 1118053 | 19-2697 |
| 46836196 | 19-2244 | 71714462 | 19-1580 | 7599461 | 19-1614 | 1118054 | 19-2697 |
| 46836198 | 19-2244 | 71714463 | 19-2536 | 7603485 | 19-1614 | 1124904 | 19-2714 |
| 46836200 | 19-2252 | 71714464 | 19-2560 | 7769902 | 19-1618 | 1133023 | 19-2335 |
| 50700495 | 19-2252 | 71714466 | 19-1549 | 82420532 | 19-1573 | 1137830 | 19-2549 |
| 51748680 | 19-2802 | 71714467 | 19-1565 | 82445099 | 19-1573 | 1138449 | 19-2714 |
| 51749115 | 19-2725 | 71714468 | 19-1553 | 82463292 | 19-1548 | 1141771 | 19-2154 |
| 51753789 | 19-1549 | 71714471 | 19-2536 | 92403013 | 19-2244 | 1146689 | 19-2714 |
| 51753790 | 19-2272 | 71714472 | 19-1548 | 9403350889 | 19-2803 | 1201568 | 19-2698 |
| 51754192 | 19-1617 | 71714473 | 19-1576 | 9403350930 | 19-2803 | 1201569 | 19-2274 |
| 51754193 | 19-2536 | 71714474 | 19-1625 | 9403748959 | 19-2916 | 1223640 | 19-2339 |
| 51759727 | 19-2690 | 71714476 | 19-1617 | 9403748969 | 19-2916 | 1225764 | 19-2337 |
| 51787397 | 19-2914 | 71714477 | 19-1617 | 95608940 | 19-2914 | 1230907 | 19-2339 |



| Adaptable to | METELLI Ref | Adaptable to | METELLI Ref | Adaptable to | METELLI Ref | Adaptable to | METELLI Ref |
|--------------|-------------|--------------|-------------|--------------|-------------|--------------|-------------|
| 1232245 | 19-2339 | 1513044 | 19-2338 | 1S712C299AJ | 19-2714 | 4103363 | 19-2335 |
| 1254308 | 19-2339 | 1516504 | 19-2366 | 1S7J1K018AA | 19-2335 | 4331541 | 19-2154 |
| 1308716 | 19-2339 | 1534483 | 19-2366 | 1S7J1K018BA | 19-2337 | 4367052 | 19-2925 |
| 1326487 | 19-2339 | 1541807 | 19-2238 | 1S7W1215AA | 19-2335 | 4367053 | 19-2925 |
| 1332888 | 19-2714 | 1547177 | 19-2366 | 2090832 | 19-2367 | 4410218 | 19-2808 |
| 1333427 | 19-2714 | 1570733 | 19-2920 | 2101648 | 19-2367 | 4410219 | 19-2809 |
| 1333562 | 19-2338 | 1570736 | 19-2921 | 2126 980 | 19-2366 | 4458356 | 19-2337 |
| 1334289 | 19-2925 | 1570756 | 19-2974 | 2374791 | 19-2363 | 4494879 | 19-2925 |
| 1334291 | 19-2925 | 1583567 | 19-2148 | 2S6J1A049AA | 19-2698 | 4494880 | 19-2925 |
| 1336139 | 19-2339 | 1587548 | 19-2238 | 2S6J1K018AA | 19-2154 | 4563516 | 19-2335 |
| 1362870 | 19-2925 | 1591389 | 19-2539 | 2S6J1K018BA | 19-2274 | 4858822 | 19-2714 |
| 1362872 | 19-2925 | 1675466 | 19-2366 | 2T141K017AB | 19-2808 | 5007026 | 19-2138 |
| 1375743 | 19-2549 | 1682628 | 19-2367 | 2T141K018AA | 19-2808 | 5007027 | 19-2137 |
| 1377119 | 19-2920 | 1682638 | 19-2367 | 2T141K018BA | 19-2809 | 5007028 | 19-2136 |
| 1383427 | 19-2714 | 1684591 | 19-2367 | 2T141K018BB | 19-2809 | 5007029 | 19-2148 |
| 1437643 | 19-2806 | 1684592 | 19-2367 | 2T142C299CA | 19-2925 | 5007040 | 19-2141 |
| 1458701 | 19-2924 | 1699196 | 19-2366 | 2T142C299CB | 19-2925 | 5007828 | 19-2136 |
| 1458702 | 19-2925 | 1710936 | 19-2367 | 2T142C299CC | 19-2925 | 5008715 | 19-2143 |
| 1462160 | 19-2925 | 1753553 | 19-2920 | 2T142C299CD | 19-2925 | 5008716 | 19-2144 |
| 1463833 | 19-2807 | 1760849 | 19-2367 | 2T142C299CE | 19-2925 | 5010762 | 19-2143 |
| 1469186 | 19-2924 | 1766628 | 19-2922 | 2T142C299DA | 19-2925 | 5011391 | 19-2539 |
| 1469189 | 19-2924 | 1776845 | 19-2921 | 2T142C299DB | 19-2925 | 5011392 | 19-2539 |
| 1471852 | 19-2922 | 1778502 | 19-2920 | 2T142C299DC | 19-2925 | 5020654 | 19-2549 |
| 1471854 | 19-2339 | 1778764 | 19-2366 | 2T142C299DD | 19-2925 | 5020655 | 19-2549 |
| 1471859 | 19-2339 | 1786087 | 19-2367 | 2T142C299DE | 19-2925 | 5024196 | 19-2154 |
| 1484266 | 19-2808 | 1786088 | 19-2367 | 3M512C299RBC | 19-2922 | 5024251 | 19-2553 |
| 1484269 | 19-2809 | 1796001 | 19-2363 | 3M512C300 | 19-2339 | 5027620 | 19-2267 |
| 1491957 | 19-2922 | 1836639 | 19-2367 | 3M512C300CA | 19-2339 | 5027621 | 19-2680 |
| 1496721 | 19-2807 | 1836640 | 19-2367 | 3M512C300CB | 19-2339 | 5027622 | 19-2681 |
| 1497386 | 19-2268 | 1851453 | 19-2367 | 3M512C300CC | 19-2339 | 5030537 | 19-2549 |
| 1497387 | 19-2699 | 1858196 | 19-2367 | 3M512C300CD | 19-2339 | 5030538 | 19-2549 |
| 1497388 | 19-2699 | 1896739 | 19-2366 | 3M512C300CE | 19-2339 | 5U7J1A049AA | 19-2719 |
| 1500263 | 19-2921 | 1899042 | 19-2366 | 3M512C300CF | 19-2339 | 6077541 | 19-2148 |
| 1501070 | 19-2920 | 1954435 | 19-7711 | 3M512C300CG | 19-2339 | 6140418 | 19-2539 |
| 1506577 | 19-2922 | 1954437 | 19-7711 | 3M512C300CH | 19-2339 | 6485018 | 19-2154 |
| 1508112 | 19-2922 | 1959350 | 19-7816 | 3S6J1K018AA | 19-2338 | 67 980 55 | 19-2267 |



| Adaptable to | METELLI Ref | Adaptable to | METELLI Ref | Adaptable to | METELLI Ref | Adaptable to | METELLI Ref |
|--------------|-------------|--------------|-------------|---------------|-------------|---------------|-------------|
| 6800113 | 19-2681 | 93BB2C299AC | 19-2680 | 1370437 | 19-2810 | 42200-SMG-G51 | 19-7780 |
| 6800115 | 19-2697 | 93BB2C299BB | 19-2681 | 1371312 | 19-2927 | 42200-SR3-A52 | 19-7598 |
| 6G912C299 | 19-2920 | 93BB2C299BC | 19-2681 | 1371313 | 19-2926 | 42200-SR3-A53 | 19-7598 |
| 6G912C299AAB | 19-2920 | 93BX1A049BA | 19-2681 | 1371400 | 19-2811 | 42200-ST3-E51 | 19-7598 |
| 6G912C299AAC | 19-2920 | 93BX1K018AA | 19-2335 | 1417336 | 19-2927 | 42200-ST3-E52 | 19-7598 |
| 6G912C299AAD | 19-2920 | 95VW1A047AA | 19-2268 | 1417337 | 19-2926 | 44300-S04-A01 | 19-7084 |
| 6G912C299AAE | 19-2920 | 95VW1A049AA | 19-2699 | 1417338 | 19-2715 | 44300-S04-A02 | 19-7084 |
| 6G912C299FAE | 19-2921 | 95VW1A049AB | 19-2699 | 1756721 | 19-2927 | 44300-S0A-003 | 19-7669 |
| 6G912C300AAB | 19-2806 | 96FX1A049AB | 19-2549 | 1C152B664AD | 19-2716 | 44300-S1A-E01 | 19-7665 |
| 6G912C300GAB | 19-2807 | 97FX1K018AA | 19-2154 | 1C1J1A049AA | 19-2715 | 44300-S47-008 | 19-7669 |
| 6G912C300GAC | 19-2807 | 98AX1K018BB | 19-2274 | 1C1J1A049BA | 19-2716 | 44300-S5A-004 | 19-7084 |
| 6M211A047AA | 19-2268 | 9S51J1K049AA | 19-2536 | 1C1J1K018AA | 19-2336 | 44300-S5A-008 | 19-7084 |
| 6M211A049AA | 19-2699 | AG9C2B664AAA | 19-2920 | 3C112B664AB | 19-2718 | 44300-S6A-D01 | 19-7652 |
| 7001718 | 19-2268 | AG9J2B664FAE | 19-2921 | 3C1J1A049AA | 19-2718 | 44300-S6D-E01 | 19-7084 |
| 7201008 | 19-2699 | AV612C299AAB | 19-2367 | 3C1J1A049BA | 19-2718 | 44300-S84-A02 | 19-7669 |
| 7220658 | 19-2549 | AV612C299AAC | 19-2367 | 4519424 | 19-2718 | 44300-S9A-003 | 19-7665 |
| 7M512C299AA | 19-2922 | AV612C299AAD | 19-2367 | 4658878 | 19-2716 | 44300-S9A-008 | 19-7665 |
| 7M512C299AB | 19-2922 | AV612C299AAE | 19-2367 | 6C111A049AA | 19-2715 | 44300-SAA-003 | 19-7652 |
| 7M512C299AC | 19-2922 | AV612C299AAF | 19-2367 | 6C112B663AA | 19-2810 | 44300-SCA-E51 | 19-7652 |
| 7M512C299AD | 19-2922 | AV612C299AAG | 19-2367 | 6C112B663BA | 19-2811 | 44300-SDA-A51 | 19-7668 |
| 7M512C299BC | 19-2922 | AV612C299AAH | 19-2367 | 6C112B664BB | 19-2927 | 44300-SDA-A52 | 19-7668 |
| 7T162C299AA | 19-2925 | AV612C299AAJ | 19-2367 | 6C112B664DA | 19-2926 | 44300-SE0-003 | 19-7077 |
| 7T162C299AB | 19-2925 | AV612C299BAB | 19-2367 | 6C112B664DB | 19-2926 | 44300-SE0-004 | 19-7077 |
| 7T162C299BA | 19-2925 | AV612C299BAC | 19-2367 | 6C112C229AA | 19-2715 | 44300-SE0-008 | 19-7077 |
| 7T162C299BB | 19-2925 | AV612C299BAD | 19-2367 | 92VB1225BA | 19-2678 | 44300-SE0-018 | 19-7077 |
| 8G912C299 | 19-2921 | AV612C299BAE | 19-2367 | YC152B633AE | 19-2336 | 44300-SK3-E01 | 19-7077 |
| 8G912C299FAA | 19-2921 | AV612C299BAF | 19-2367 | YC152B633AF | 19-2336 | 44300-SMG-G01 | 19-7666 |
| 8V411K018AA | 19-2363 | AV612C299BAG | 19-2367 | | | 44300-SNA-951 | 19-7666 |
| 8V411K018AB | 19-2363 | DCP11A049AA | 19-2366 | 3395488 | 19-7061 | 44300-SNA-952 | 19-7666 |
| 8V512C299AB | 19-2366 | DCP12C299A1B | 19-2366 | | | 44300-SR3-A01 | 19-7084 |
| 8V512C299AC | 19-2366 | DCP12C299A1C | 19-2366 | 2101-2403080 | 19-2550 | 44300-SR3-A02 | 19-7084 |
| 8V512C299AD | 19-2366 | DCP12C299B6A | 19-2366 | | | 44300-SR3-A04 | 19-7084 |
| 8V512C299AE | 19-2366 | VP2S7W1215AA | 19-2337 | 42200-SAA-G02 | 19-7781 | 44300-ST3-E01 | 19-7084 |
| 8V512C299AF | 19-2366 | | | 42200-SAA-G51 | 19-7781 | 44300-T1G-A01 | 19-7931 |
| 93BB1215AB | 19-2267 | 11634048 | 19-2676 | 42200-SEA-951 | 19-7782 | 44300-TR0-951 | 19-7666 |
| 93BB2C299AB | 19-2680 | 11634049 | 19-2676 | 42200-SEL-G01 | 19-7781 | 44300-TR0-952 | 19-7666 |



| Adaptable to | METELLI Ref | Adaptable to | METELLI Ref | Adaptable to | METELLI Ref | Adaptable to | METELLI Ref |
|---------------|----------------|--------------|-------------|--------------|------------------|---------------|-------------|
| 44300-TS4-951 | 19-7666 | 51730-11100 | 19-7062 | 52747-28000 | 19-7624 | C2C22824 | 19-2757 |
| 44300-TV0-E01 | 19-7666 | 51750-2B000 | 19-7653 | 52750-1C000 | 19-7806 | C2C34624 | 19-2757 |
| 44300-TV2-E01 | 19-7668 | 51750-2B010 | 19-7653 | 52750-1C002 | 19-7806 | C2P12624 | 19-2365 |
| | HYUNDAI | 51750-3J000 | 19-7653 | 52750-1C100 | 19-7807 | C2S17483 | 19-2714 |
| 51701-44030 | 19-7002 | 51830-44000 | 19-7002 | 52750-1C200 | 19-7807 | C2S46771 | 19-2714 |
| 51703-44030 | 19-7002 | 52612-12100 | 19-7062 | 52750-1G000 | 19-7806 | C2S8276 | 19-2335 |
| 51703-4A000 | 19-7002 | 52701-44110 | 19-7671 | 52750-1G001 | 19-7806 | XR81723 | 19-2758 |
| 51713-21100 | 19-7068 | 52701-44120 | 19-7065 | 52750-1G100 | 19-7807 | XR81724 | 19-2757 |
| 51718-29100 | 19-7674 | 52703-44500 | 19-7671 | 52750-1G101 | 19-7807 | XR819273 | 19-2757 |
| 51718-2H000 | 19-7678 | 52703-44520 | 19-7671 | 56718-4A400 | 19-7065 | XR825194 | 19-2757 |
| 51720-02000 | 19-7674 | 52703-44530 | 19-7671 | | IVECO HCV | | JEEP |
| 51720-0Q000 | 19-7678 | 52710-22000 | 19-7625 | 26800140 | 19-1591 | 5105586AA | 19-2800 |
| 51720-11000 | 19-7062 | 52710-22200 | 19-7625 | 26800330 | 19-1591 | 52098679 | 19-2816 |
| 51720-11101 | 19-7062 | 52710-22400 | 19-7625 | 42470834 | 19-2359 | 52098679AB | 19-2816 |
| 51720-1C000 | 19-7674 | 52710-25000 | 19-7794 | 42470839 | 19-2359 | 52098679AC | 19-2816 |
| 51720-1D000 | 19-7677 | 52710-25001 | 19-7794 | 42470840 | 19-2264 | 52098679AD | 19-2816 |
| 51720-21100 | 19-7068 | 52710-26500 | 19-7821 | 42470845 | 19-2264 | | KIA |
| 51720-21200 | 19-7068 | 52710-26510 | 19-7821 | 42471033 | 19-2745 | 00317-33-075 | 19-7561 |
| 51720-22000 | 19-7068 | 52710-26530 | 19-7821 | 46393024 | 19-2691 | 0317-33-075 | 19-7561 |
| 51720-24000 | 19-7068 | 52710-29100 | 19-7797 | 503644252 | 19-2691 | 0K01A-33-047 | 19-7684 |
| 51720-25000 | 19-7674 | 52710-29200 | 19-7797 | 504164177 | 19-2264 | 0K01A-33-075 | 19-7684 |
| 51720-29100 | 19-7674 | 52710-29400 | 19-7625 | 504164178 | 19-2359 | 0K201-33-047 | 19-7058 |
| 51720-29150 | 19-7674 | 52710-29460 | 19-7797 | 504288649 | 19-2264 | 0K201-33-065A | 19-7686 |
| 51720-29300 | 19-7674 | 52710-29461 | 19-7797 | 7180066 | 19-2691 | 0K2JT-33-047 | 19-7061 |
| 51720-29400 | 19-7674 | 52710-29670 | 19-7804 | 8169268 | 19-1638 | 0K552-26-060A | 19-7822 |
| 51720-2B000 | 19-7653 | 52710-29671 | 19-7804 | 93813627 | 19-1592 | 0K552-26-139 | 19-7686 |
| 51720-2B010 | 19-7653 | 52710-44120 | 19-7671 | 93824579 | 19-2264 | 0K552-33-047 | 19-7686 |
| 51720-2D000 | 19-7676 | 52713-24000 | 19-7624 | 99825736 | 19-2264 | 0K553-26-060A | 19-7822 |
| 51720-2D100 | 19-7676 | 52713-28000 | 19-7624 | | JAGUAR | 0K553-26-060B | 19-7822 |
| 51720-2G000 | 19-7677 | 52713-TEMP1 | 19-7624 | 3R832B663AB | 19-2757 | 0K553-26-060C | 19-7822 |
| 51720-2H000 | 19-7678 | 52720-1F000 | 19-7821 | C2C10367 | 19-2757 | 0K56A-33-047 | 19-7686 |
| 51720-2J001 | 19-7821 | 52720-24000 | 19-7624 | C2C1064 | 19-2757 | 0K56B-33-047 | 19-7686 |
| 51720-2T000 | 19-7677 | 52720-24100 | 19-7624 | C2C1141 | 19-2757 | 0K72A-33-047 | 19-7822 |
| 51720-38110 | 19-7677 | 52720-24210 | 19-7624 | C2C14611 | 19-2757 | 0K72A-33-075 | 19-7822 |
| 51720-3A000 | 19-7677 | 52720-24310 | 19-7624 | C2C18725 | 19-2757 | 0K9A2-33-047 | 19-7061 |
| 51720-3A101 | 19-7677 | 52730-2H000 | 19-7815 | C2C19585 | 19-2757 | 0S11-33-3067 | 19-7822 |



| Adaptable to | METELLI Ref | Adaptable to | METELLI Ref | Adaptable to | METELLI Ref | Adaptable to | METELLI Ref |
|--------------|-------------|-----------------|-------------|--------------|-------------|-------------------|-------------|
| 50310-3E101 | 19-7821 | MB002-33-047 | 19-7561 | 5890992 | 19-1567 | 9567217680 | 19-1576 |
| 50310-3E102 | 19-7821 | MB092-33-067 | 19-7122 | 5890994 | 19-1561 | 9567217780 | 19-1625 |
| 50310-3E200 | 19-7821 | LADA | | 5891194 | 19-1554 | LAND ROVER | |
| 50310-3E201 | 19-7821 | 2101-1701190 | 19-2551 | 58911940 | 19-1554 | ANR5861 | 19-2282 |
| 51720-02000 | 19-7674 | 2101-2403080 | 19-2550 | 5948422 | 19-1614 | GHB197 | 19-2279 |
| 51720-0Q000 | 19-7678 | 2108-3103020 | 19-2157 | 60816766 | 19-1564 | GHK1692 | 19-2304 |
| 51720-1D000 | 19-7677 | 2108-3104020 | 19-2552 | 71714455 | 19-1554 | LR003157 | 19-2806 |
| 51720-2D000 | 19-7676 | 2121-2403080 | 19-2551 | 71714459 | 19-2272 | LR021939 | 19-2938 |
| 51720-2G000 | 19-7677 | 2121-3103020-10 | 19-2158 | 71714460 | 19-1575 | LR0219639 | 19-2938 |
| 51720-2J001 | 19-7821 | 2121-3103020-11 | 19-2158 | 71714461 | 19-1573 | LR024508 | 19-2365 |
| 51720-2K000 | 19-7678 | 2121-3103038 | 19-2158 | 71714462 | 19-1580 | LR045917 | 19-2938 |
| 51720-2T000 | 19-7677 | LANCIA | | 71714468 | 19-1553 | LR048084 | 19-2938 |
| 51720-38110 | 19-7677 | 1330512080 | 19-1576 | 71714471 | 19-2536 | LR21939 | 19-2938 |
| 51720-3A101 | 19-7677 | 4399856 | 19-1614 | 71714472 | 19-1548 | RFC000010 | 19-2304 |
| 51720-FD000 | 19-7122 | 4400918 | 19-1561 | 71714473 | 19-1576 | RFM500020 | 19-2938 |
| 51720-FL047 | 19-7686 | 46421951 | 19-1548 | 71714474 | 19-1625 | RLB000011 | 19-2781 |
| 51750-2B010 | 19-7653 | 46453887 | 19-1617 | 71714476 | 19-1617 | RTC3534 | 19-2279 |
| 51750-3J000 | 19-7653 | 46512972 | 19-1580 | 71714477 | 19-1617 | RTC3537 | 19-2279 |
| 52371-3E000 | 19-7823 | 46519901 | 19-2536 | 71714478 | 19-1564 | RUD100150 | 19-2304 |
| 52710-26510 | 19-7821 | 46527732 | 19-2272 | 71737189 | 19-2536 | STC4382 | 19-2279 |
| 52710-FD000 | 19-7561 | 46527733 | 19-2272 | 71737612 | 19-1617 | LEXUS | |
| 52720-1F000 | 19-7821 | 46529970 | 19-1573 | 71737613 | 19-1617 | 90369-43008 | 19-7729 |
| 52730-2H000 | 19-7815 | 46531160 | 19-2238 | 71738029 | 19-1564 | 90369-45003 | 19-7695 |
| 52750-07000 | 19-7806 | 46773659 | 19-1553 | 71745046 | 19-2272 | MAZDA | |
| 52750-07100 | 19-7807 | 46773660 | 19-2272 | 71746393 | 19-1554 | 0317-33-075 | 19-7561 |
| 52750-1C000 | 19-7806 | 46773661 | 19-1573 | 71747857 | 19-1561 | 0K9A2-33-047 | 19-7061 |
| 52750-1C200 | 19-7807 | 46783975 | 19-1580 | 71753062 | 19-2272 | 1E00-32-61YA | 19-2549 |
| 52750-1G000 | 19-7806 | 50700495 | 19-2252 | 71753820 | 19-2244 | 1E01-33-047 | 19-7122 |
| 52750-1G001 | 19-7806 | 51753790 | 19-2272 | 71753821 | 19-2252 | 1E01-33-047A | 19-2338 |
| 52750-1G100 | 19-7807 | 51754192 | 19-1617 | 71769738 | 19-2536 | 3433927 | 19-7061 |
| 52750-1G101 | 19-7807 | 51754193 | 19-2536 | 7599461 | 19-1614 | 3N61-2C300 | 19-7692 |
| 52750-1G500 | 19-7806 | 51813925 | 19-1564 | 7603485 | 19-1614 | 52710-FD000 | 19-7561 |
| KGA2A-33-047 | 19-7061 | 55703170 | 19-2272 | 7769902 | 19-1618 | B002-33-047 | 19-7561 |
| KK150-33-047 | 19-7122 | 5890986 | 19-1573 | 82420532 | 19-1573 | B260-33-048 | 19-7058 |
| KK150-33-067 | 19-7122 | 5890987 | 19-1575 | 82489520 | 19-1548 | B35N-26-15X | 19-7834 |
| MB001-33-065 | 19-7122 | 5890990 | 19-1553 | 92403013 | 19-2244 | B35N-26-15XA | 19-7834 |



| Adaptable to | METELLI Ref | Adaptable to | METELLI Ref | Adaptable to | METELLI Ref | Adaptable to | METELLI Ref |
|--------------|-------------|----------------------|-------------|---------------|-------------|---------------|-------------|
| B455-26-15XA | 19-7058 | G14V-26-15X | 19-7830 | 011 981 91 05 | 19-2434 | 168 981 06 27 | 19-2284 |
| B455-33-047B | 19-7058 | G14V-26-15XA | 19-7830 | 107 330 00 51 | 19-2160 | 168 981 07 27 | 19-2943 |
| B455-33-047D | 19-7058 | G14V-26-15XB | 19-7830 | 111 330 00 51 | 19-2160 | 169 981 00 27 | 19-2944 |
| B456-33-047 | 19-7058 | G304-33-065 | 19-7058 | 111 586 04 33 | 19-2160 | 169 981 01 27 | 19-2830 |
| BBM2-26-15XA | 19-7834 | GA2A-33-047 | 19-7061 | 115 586 02 35 | 19-2570 | 201 220 01 51 | 19-2163 |
| BBM2-26-15XB | 19-7834 | GA2A-33-047A | 19-7061 | 115 586 06 35 | 19-2570 | 201 330 01 51 | 19-2163 |
| BN8B-33-047 | 19-7061 | GA2A-33-047B | 19-7061 | 115 586 08 35 | 19-2570 | 201 330 02 51 | 19-2164 |
| BN8B-33-047A | 19-7061 | GE4T-33-048 | 19-7694 | 115 586 11 35 | 19-2570 | 201 350 01 49 | 19-2572 |
| BN8B-33-15XB | 19-7692 | GF4K-26-15X | 19-7830 | 123 350 00 68 | 19-2570 | 201 350 02 49 | 19-2572 |
| BP4K-26-15XA | 19-7834 | GF4K-26-15XB | 19-7830 | 123 586 00 35 | 19-2570 | 201 350 05 49 | 19-2572 |
| BP4K-26-15XB | 19-7834 | GJ21-33-042B | 19-7058 | 124 330 02 51 | 19-2213 | 201 350 06 49 | 19-2516 |
| BP4K-26-15XC | 19-7834 | GJ21-33-065 | 19-7058 | 124 330 03 51 | 19-2213 | 201 980 00 16 | 19-2572 |
| BP4K-26-15XD | 19-7834 | GY21-33-065 | 19-7058 | 124 330 05 51 | 19-2213 | 201 980 01 16 | 19-2572 |
| BP4K-26-15XE | 19-7834 | H260-33-048 | 19-7058 | 124 330 06 49 | 19-2516 | 202 330 00 51 | 19-2213 |
| BP4K-26-15XF | 19-7834 | LA01-33-042B | 19-7830 | 124 350 05 49 | 19-2516 | 202 980 00 16 | 19-2572 |
| BP4K-33-15XA | 19-7692 | NA01-33-04X | 19-7059 | 124 350 06 49 | 19-2516 | 202 980 01 16 | 19-2572 |
| BP4K-33-15XB | 19-7692 | NA01-33-04XA | 19-7059 | 124 350 07 49 | 19-2572 | 202 981 01 27 | 19-2572 |
| BP4L-33-047A | 19-7694 | MERCEDES BENZ | | 124 980 02 02 | 19-2516 | 203 330 00 51 | 19-2827 |
| BP4L-33-047B | 19-7694 | 000 980 03 16 | 19-2572 | 124 980 03 16 | 19-2516 | 203 980 00 16 | 19-2572 |
| C236-26-151B | 19-7694 | 000 981 58 05 | 19-2160 | 124 980 04 16 | 19-2516 | 209 980 00 16 | 19-2572 |
| C236-26-151C | 19-7694 | 000 981 59 05 | 19-2160 | 124 980 05 16 | 19-2516 | 210 330 00 51 | 19-2213 |
| D350-26-151B | 19-2698 | 002 980 19 02 | 19-2213 | 129 330 00 51 | 19-2213 | 210 981 01 27 | 19-2288 |
| D350-26-151C | 19-2698 | 002 980 20 02 | 19-2213 | 129 330 01 51 | 19-2213 | 211 357 03 08 | 19-2940 |
| D350-33-047A | 19-2338 | 002 980 30 02 | 19-2827 | 129 330 02 51 | 19-2213 | 211 981 02 27 | 19-2940 |
| D350-33-047B | 19-2338 | 002 980 31 02 | 19-2827 | 129 330 03 51 | 19-2213 | 212 330 00 25 | 19-2828 |
| D651-26-15XB | 19-7836 | 002 980 64 02 | 19-2828 | 129 350 00 49 | 19-2572 | 218 330 01 25 | 19-2828 |
| D651-26-15XC | 19-7836 | 006 981 16 05 | 19-2163 | 129 980 00 16 | 19-2572 | 220 330 00 51 | 19-2285 |
| D651-26-15XD | 19-7836 | 008 981 57 05 | 19-2216 | 129 980 01 16 | 19-2572 | 220 981 00 27 | 19-2285 |
| D651-26-15XE | 19-7836 | 008 981 58 05 | 19-2570 | 129 980 02 16 | 19-2572 | 230 330 03 25 | 19-2828 |
| DL33-26-15X | 19-7836 | 008 981 59 05 | 19-2216 | 129 980 03 16 | 19-2572 | 230 981 01 27 | 19-2942 |
| FB01-26-151A | 19-7061 | 008 981 61 05 | 19-2216 | 129 980 04 16 | 19-2572 | 2D0 501 31 9 | 19-2434 |
| FB01-26-151B | 19-7061 | 008 981 62 05 | 19-2216 | 163 330 00 51 | 19-2285 | 414 981 01 27 | 19-2284 |
| FB01-26-151C | 19-7061 | 011 981 46 05 | 19-2434 | 164 981 01 06 | 19-2782 | 414 981 02 05 | 19-2999 |
| FB01-26-151D | 19-7061 | 011 981 55 05 | 19-2434 | 164 981 04 06 | 19-2782 | 415 334 06 00 | 19-2351 |
| FB01-26-151E | 19-7061 | 011 981 89 05 | 19-2434 | 168 337 03 45 | 19-2284 | 415 334 07 00 | 19-2347 |
| FB01-26-151F | 19-7061 | 011 981 90 05 | 19-2434 | 168 981 03 27 | 19-2432 | 638 981 00 27 | 19-2288 |



| Adaptable to | METELLI Ref | Adaptable to | METELLI Ref | Adaptable to | METELLI Ref | Adaptable to | METELLI Ref |
|----------------|-------------|----------------|-------------|--------------------------|-------------|--------------------------|-------------|
| 639 981 04 27 | 19-2947 | A124 350 06 49 | 19-2516 | A202 980 01 16 | 19-2572 | 017 981 38 05 | 19-2435 |
| 902 350 00 68 | 19-2434 | A124 350 07 49 | 19-2572 | A202 981 01 27 | 19-2572 | 140 981 00 05 | 19-2212 |
| 902 350 14 10 | 19-2434 | A124 980 02 02 | 19-2516 | A203 330 00 51 | 19-2827 | 140 981 05 05 | 19-2212 |
| A000 980 03 16 | 19-2572 | A124 980 03 16 | 19-2516 | A203 980 00 16 | 19-2572 | 319 981 04 05 | 19-2435 |
| A000 981 58 05 | 19-2160 | A124 980 04 16 | 19-2516 | A209 980 00 16 | 19-2572 | A000 981 36 05 | 19-2435 |
| A000 981 59 05 | 19-2160 | A124 980 05 16 | 19-2516 | A210 330 00 51 | 19-2213 | A001 980 62 02 | 19-2212 |
| A002 980 19 02 | 19-2213 | A129 330 00 51 | 19-2213 | A210 981 01 27 | 19-2288 | A001 980 63 02 | 19-2212 |
| A002 980 20 02 | 19-2213 | A129 330 01 51 | 19-2213 | A211 357 03 08 | 19-2940 | A001 980 72 02 | 19-2212 |
| A002 980 30 02 | 19-2827 | A129 330 02 51 | 19-2213 | A211 981 02 27 | 19-2940 | A003 981 10 05 | 19-2212 |
| A002 980 31 02 | 19-2827 | A129 330 03 51 | 19-2213 | A212 330 00 25 | 19-2828 | A003 981 15 05 | 19-2212 |
| A002 980 64 02 | 19-2828 | A129 350 00 49 | 19-2572 | A218 330 01 25 | 19-2828 | A003 981 95 05 | 19-2212 |
| A006 981 16 05 | 19-2163 | A129 980 00 16 | 19-2572 | A220 330 00 51 | 19-2285 | A005 981 22 05 | 19-2212 |
| A008 981 57 05 | 19-2216 | A129 980 01 16 | 19-2572 | A220 981 00 27 | 19-2285 | A006 981 58 05 | 19-2212 |
| A008 981 58 05 | 19-2570 | A129 980 02 16 | 19-2572 | A230 330 03 25 | 19-2828 | A007 981 13 05 | 19-2212 |
| A008 981 59 05 | 19-2216 | A129 980 03 16 | 19-2572 | A230 981 01 27 | 19-2942 | A015 981 74 05 | 19-2435 |
| A008 981 61 05 | 19-2216 | A129 980 04 16 | 19-2572 | A2D0 501 31 9 | 19-2434 | A017 981 38 05 | 19-2435 |
| A008 981 62 05 | 19-2216 | A163 330 00 51 | 19-2285 | A414 981 01 27 | 19-2284 | A140 981 00 05 | 19-2212 |
| A011 981 46 05 | 19-2434 | A164 981 01 06 | 19-2782 | A414 981 02 05 | 19-2999 | A140 981 05 05 | 19-2212 |
| A011 981 55 05 | 19-2434 | A164 981 04 06 | 19-2782 | A415 334 06 00 | 19-2351 | A319 981 04 05 | 19-2435 |
| A011 981 89 05 | 19-2434 | A168 337 03 45 | 19-2284 | A415 334 07 00 | 19-2347 | MERCEDES BENZ LCV | |
| A011 981 90 05 | 19-2434 | A168 981 03 27 | 19-2432 | A638 981 00 27 | 19-2288 | 004 981 84 05 | 19-2211 |
| A011 981 91 05 | 19-2434 | A168 981 06 27 | 19-2284 | A639 981 04 27 | 19-2947 | 005 981 03 05 | 19-2211 |
| A107 330 00 51 | 19-2160 | A168 981 07 27 | 19-2943 | A902 350 00 68 | 19-2434 | A004 981 84 05 | 19-2211 |
| A111 330 00 51 | 19-2160 | A169 981 00 27 | 19-2944 | A902 350 14 10 | 19-2434 | A005 981 03 05 | 19-2211 |
| A111 586 04 33 | 19-2160 | A169 981 01 27 | 19-2830 | MERCEDES BENZ HCV | | MG | |
| A115 586 02 35 | 19-2570 | A201 220 01 51 | 19-2163 | 000 981 36 05 | 19-2435 | ROVKR010 | 19-2738 |
| A115 586 06 35 | 19-2570 | A201 330 01 51 | 19-2163 | 001 980 62 02 | 19-2212 | RFC000010 | 19-2304 |
| A115 586 08 35 | 19-2570 | A201 330 02 51 | 19-2164 | 001 980 63 02 | 19-2212 | RFM000060 | 19-7077 |
| A115 586 11 35 | 19-2570 | A201 350 01 49 | 19-2572 | 001 980 72 02 | 19-2212 | RLB000050 | 19-2455 |
| A123 350 00 68 | 19-2570 | A201 350 02 49 | 19-2572 | 003 981 10 05 | 19-2212 | RLB000060 | 19-2456 |
| A123 586 00 35 | 19-2570 | A201 350 05 49 | 19-2572 | 003 981 15 05 | 19-2212 | RLB000070 | 19-2738 |
| A124 330 02 51 | 19-2213 | A201 350 06 49 | 19-2516 | 003 981 95 05 | 19-2212 | RUD100150 | 19-2304 |
| A124 330 03 51 | 19-2213 | A201 980 00 16 | 19-2572 | 005 981 22 05 | 19-2212 | MINI | |
| A124 330 05 51 | 19-2213 | A201 980 01 16 | 19-2572 | 006 981 58 05 | 19-2212 | 31 22 2 318 454 | 19-2340 |
| A124 330 06 49 | 19-2516 | A202 330 00 51 | 19-2213 | 007 981 13 05 | 19-2212 | 31 22 2 318 457 | 19-2834 |
| A124 350 05 49 | 19-2516 | A202 980 00 16 | 19-2572 | 015 981 74 05 | 19-2435 | 31 22 6 756 889 | 19-2340 |



| Adaptable to | METELLI Ref | Adaptable to | METELLI Ref | Adaptable to | METELLI Ref | Adaptable to | METELLI Ref |
|-------------------|----------------|--------------|----------------|-------------------|----------------|-------------------|----------------|
| 31 22 6 776 162 | 19-2834 | 40202-JG01B | 19-7709 | 40232-31G00 | 19-7711 | NISSAN LCV | |
| 31 22 6 776 671 | 19-2834 | 40210-0F000 | 19-7711 | 40232-33P55 | 19-7022 | 40210-00Q0F | 19-2343 |
| 33 4 16 786 620 | 19-2948 | 40210-2S600 | 19-7711 | 40232-4F100 | 19-7024 | 40210-00Q1D | 19-2350 |
| 33 41 6 756 830 | 19-2722 | 40210-2Y000 | 19-7707 | 40232-50Y00 | 19-7021 | 43202-00Q0D | 19-2736 |
| 33 41 6 774 944 | 19-2948 | 40210-30R01 | 19-7022 | 40232-50Y10 | 19-7021 | 43210-00Q0L | 19-2607 |
| 33 41 6 786 552 | 19-2948 | 40210-30R06 | 19-7022 | 43085-42G00 | 19-7816 | 43210-00Q0M | 19-2724 |
| mitsubishi | | 40210-32R01 | 19-7022 | 43200-2F500 | 19-7855 | OPEL | |
| MA125842 | 19-7062 | 40210-32R06 | 19-7022 | 43200-9F500 | 19-7855 | 09117619 | 19-2292 |
| MA125843 | 19-7062 | 40210-41B00 | 19-7024 | 43200-9F510 | 19-7855 | 09117620 | 19-2293 |
| MA125844 | 19-7062 | 40210-4A00G | 19-2296 | 43200-AV700 | 19-7857 | 09117621 | 19-2294 |
| MB092749 | 19-7065 | 40210-4M400 | 19-7706 | 43200-BM500 | 19-7855 | 09117622 | 19-2295 |
| MB176746 | 19-7068 | 40210-50W00 | 19-7711 | 43202-0L710 | 19-7854 | 09119931 | 19-2438 |
| MB339101 | 19-7062 | 40210-50Y00 | 19-7021 | 43202-4BA0A | 19-7860 | 09120129 | 19-2587 |
| MB393210 | 19-7062 | 40210-50Y05 | 19-7021 | 43202-4BA0B | 19-7861 | 09120273 | 19-2439 |
| MB515921 | 19-7062 | 40210-85000 | 19-7506 | 43202-4BF0A | 19-7861 | 09196286 | 19-2436 |
| MB515922 | 19-7062 | 40210-90J00 | 19-7022 | 43202-4CE0A | 19-7860 | 11054489 | 19-2172 |
| MB526395 | 19-7065 | 40210-95F0A | 19-7706 | 43202-EN11A | 19-7861 | 11070311 | 19-2172 |
| MB808442 | 19-7071 | 40210-99B00 | 19-7024 | 43202-JG000 | 19-7860 | 12796081 | 19-2802 |
| MB808443 | 19-7071 | 40210-A0100 | 19-7015 | 43202-JG01A | 19-7860 | 13502785 | 19-7932 |
| MB808444 | 19-7071 | 40210-AX000 | 19-2347 | 43202-JG01B | 19-7860 | 13502828 | 19-2858 |
| MB808445 | 19-7071 | 40210-C6000 | 19-7028 | 43202-JG200 | 19-7861 | 13502829 | 19-2859 |
| MB932726 | 19-7065 | 40210-Y9501 | 19-7015 | 43202-JG21A | 19-7861 | 13502872 | 19-2978 |
| MN102067 | 19-2849 | 40211-45460 | 19-7028 | 43202-JG29A | 19-7861 | 13502873 | 19-2979 |
| MN102068 | 19-2849 | 40214-30R00 | 19-7022 | 43210-0W000 | 19-7816 | 13507374 | 19-7932 |
| MR449797 | 19-7071 | 40214-50Y00 | 19-7021 | 43210-42G10 | 19-7816 | 13580135 | 19-7932 |
| MR594142 | 19-2755 | 40215-0F000 | 19-7711 | 43210-4A00A | 19-7923 | 13583478 | 19-2858 |
| XS260203 | 19-7071 | 40215-2S600 | 19-7711 | 43210-AG000 | 19-7853 | 1603025 | 19-2171 |
| NISSAN | | 40215-50W00 | 19-7711 | 43210-AZ300 | 19-2665 | 1603049 | 19-2171 |
| 38212-73000 | 19-7506 | 40215-A0100 | 19-7015 | 43210-C9300 | 19-7029 | 1603065 | 19-2172 |
| 39252-06R06 | 19-7022 | 40215-C6000 | 19-7028 | 43210-VW100 | 19-7816 | 1603109 | 19-2170 |
| 40073-0L700 | 19-7709 | 40215-G9501 | 19-7029 | 43232-31G01 | 19-7711 | 1603143 | 19-2802 |
| 40202-1KA0A | 19-7709 | 40227-31G01 | 19-7711 | 43232-9C500 | 19-7816 | 1603191 | 19-2174 |
| 40202-3PU0A | 19-7709 | 40227-4F100 | 19-7024 | 43252-0F000 | 19-7816 | 1603192 | 19-2173 |
| 40202-BA60A | 19-7709 | 40227-50Y01 | 19-7021 | NISSAN HCV | | 1603193 | 19-2172 |
| 40202-JG000 | 19-7709 | 40227-50Y11 | 19-7021 | 40210-00Q1F | 19-2341 | 1603194 | 19-2176 |
| 40202-JG01A | 19-7709 | 40227-C8200 | 19-7028 | 43210-00Q0K | 19-2723 | 1603195 | 19-2178 |



| Adaptable to | METELLI Ref | Adaptable to | METELLI Ref | Adaptable to | METELLI Ref | Adaptable to | METELLI Ref |
|--------------|-------------|--------------|-------------|--------------|-------------|--------------|-------------|
| 1603196 | 19-2177 | 1693024 | 19-2169 | 4709078 | 19-7930 | 9120273 | 19-2439 |
| 1603208 | 19-2292 | 24463066 | 19-2727 | 4709079 | 19-7930 | 9195608 | 19-2289 |
| 1603209 | 19-2293 | 326180 | 19-2176 | 4804658 | 19-2897 | 9196286 | 19-2436 |
| 1603210 | 19-2294 | 326181 | 19-2176 | 4809314 | 19-2788 | 9196298 | 19-2437 |
| 1603211 | 19-2295 | 328000 | 19-2858 | 4814139 | 19-2897 | 93168760 | 19-2950 |
| 1603243 | 19-2802 | 328001 | 19-2859 | 4814304 | 19-2788 | 93170611 | 19-2725 |
| 1603253 | 19-2344 | 328002 | 19-2978 | 90005137 | 19-2171 | 93171495 | 19-2802 |
| 1603254 | 19-2345 | 328003 | 19-2979 | 90005147 | 19-2171 | 93175327 | 19-2802 |
| 1603255 | 19-8126 | 328006 | 19-7932 | 90016721 | 19-2170 | 93178625 | 19-2726 |
| 1603282 | 19-2837 | 328011 | 19-2244 | 9004415 | 19-2437 | 93178626 | 19-2727 |
| 1603294 | 19-2802 | 328012 | 19-2252 | 90235571 | 19-2176 | 93178651 | 19-2344 |
| 1603295 | 19-8126 | 328013 | 19-2983 | 90279331 | 19-2173 | 93178652 | 19-2345 |
| 1603296 | 19-2837 | 328014 | 19-2985 | 90279332 | 19-2174 | 93178661 | 19-8126 |
| 1603337 | 19-2272 | 328016 | 19-2858 | 90486457 | 19-2170 | 93182913 | 19-2837 |
| 1603841 | 19-2839 | 328021 | 19-2859 | 90486458 | 19-2173 | 93186387 | 19-2802 |
| 1604002 | 19-2438 | 328022 | 19-2172 | 90486460 | 19-2174 | 93186388 | 19-8126 |
| 1604003 | 19-2580 | 328023 | 19-2244 | 90486463 | 19-2172 | 93186389 | 19-2837 |
| 1604004 | 19-2587 | 328026 | 19-2252 | 90486467 | 19-2176 | 93188477 | 19-2839 |
| 1604005 | 19-2439 | 328042 | 19-7932 | 90510542 | 19-2177 | 93188889 | 19-2272 |
| 1604007 | 19-2436 | 328103 | 19-2174 | 90510543 | 19-2438 | 93190215 | 19-2950 |
| 1604017 | 19-2950 | 328104 | 19-2173 | 90510544 | 19-2178 | 93190216 | 19-2951 |
| 1604018 | 19-2950 | 328105 | 19-2177 | 90510629 | 19-2580 | 93362342 | 19-2289 |
| 1604020 | 19-2951 | 328106 | 19-2178 | 90511494 | 19-2587 | 95511623 | 19-2244 |
| 1604286 | 19-2170 | 328292 | 19-7932 | 90538939 | 19-2292 | 95511624 | 19-2252 |
| 1604301 | 19-2438 | 328980 | 19-2289 | 90538940 | 19-2293 | 95511659 | 19-2983 |
| 1604302 | 19-2580 | 330011 | 19-2172 | 90538941 | 19-2295 | 95512288 | 19-2950 |
| 1604303 | 19-2587 | 3648073 | 19-2907 | 90540069 | 19-2580 | 95513921 | 19-2244 |
| 1604306 | 19-2580 | 420004 | 19-2950 | 90540262 | 19-2587 | 95517093 | 19-2951 |
| 1604307 | 19-2587 | 420240 | 19-2437 | 90575809 | 19-2294 | 95517150 | 19-2950 |
| 1604313 | 19-2439 | 421000 | 19-2580 | 9117619 | 19-2292 | 96626439 | 19-2897 |
| 1604314 | 19-2725 | 4700322 | 19-2296 | 9117620 | 19-2293 | | OPEL HCV |
| 1604315 | 19-2726 | 4700323 | 19-2440 | 9117621 | 19-2294 | 95522509 | 19-2874 |
| 1604316 | 19-2727 | 4700979 | 19-7930 | 9117622 | 19-2295 | | OPEL LCV |
| 1604358 | 19-2950 | 4706381 | 19-2296 | 9119931 | 19-2438 | 1617969780 | 19-2803 |
| 1604360 | 19-2951 | 4706538 | 19-8100 | 9120128 | 19-2580 | 4451762 | 19-2349 |
| 1607286 | 19-2170 | 4707157 | 19-7723 | 9120129 | 19-2587 | 95513979 | 19-2982 |



| Adaptable to | METELLI Ref | Adaptable to | METELLI Ref | Adaptable to | METELLI Ref | Adaptable to | METELLI Ref |
|----------------|----------------|--------------|----------------|--------------------|----------------|---------------|----------------|
| PEUGEOT | | 3730.17 | 19-2183 | PEUGEOT HCV | | 77 01 204 667 | 19-2624 |
| 1473542080 | 19-2906 | 3748.09 | 19-2183 | 3326.41 | 19-1584 | 77 01 204 692 | 19-2640 |
| 1606623580 | 19-2297 | 3748.10 | 19-2521 | 3326.63 | 19-2331 | 77 01 205 170 | 19-2447 |
| 1606635580 | 19-2536 | 3748.13 | 19-2521 | 3730.22 | 19-1612 | 77 01 205 499 | 19-2449 |
| 1617969780 | 19-2803 | 3748.17 | 19-2528 | PORSCHE | | 77 01 205 596 | 19-2607 |
| 1623942280 | 19-2753 | 3748.18 | 19-2601 | 95534190100 | 19-2355 | 77 01 205 692 | 19-2198 |
| 1636410280 | 19-2297 | 3748.28 | 19-2667 | 99905900600 | 19-2160 | 77 01 205 778 | 19-2196 |
| 3307.56 | 19-2129 | 3748.32 | 19-2528 | 99905906500 | 19-2160 | 77 01 205 779 | 19-2350 |
| 3326.31 | 19-2184 | 3748.36 | 19-2683 | PROTON | | 77 01 205 780 | 19-2291 |
| 3326.34 | 19-2590 | 3748.39 | 19-2686 | MR449797 | 19-7071 | 77 01 205 812 | 19-2665 |
| 3326.35 | 19-2129 | 3748.43 | 19-2667 | RENAULT | | 77 01 205 972 | 19-2346 |
| 3326.40 | 19-1576 | 3748.44 | 19-2683 | 40 02 000 05R | 19-2351 | 77 01 206 354 | 19-2732 |
| 3326.44 | 19-2129 | 3748.77 | 19-2686 | 40 02 018 77R | 19-2873 | 77 01 206 661 | 19-2351 |
| 3326.72 | 19-2272 | 3748.80 | 19-2747 | 40 02 020 84R | 19-2351 | 77 01 206 771 | 19-2352 |
| 3326.76 | 19-2272 | 3748.82 | 19-2762 | 40 02 027 71R | 19-2351 | 77 01 207 358 | 19-2349 |
| 3350.12 | 19-2590 | 3748.85 | 19-2908 | 40 02 057 33R | 19-2347 | 77 01 207 676 | 19-2348 |
| 3350.14 | 19-2590 | 3748.86 | 19-2762 | 40 02 070 49R | 19-2872 | 77 01 207 677 | 19-2347 |
| 3350.16 | 19-2129 | 3748.87 | 19-2762 | 40 02 096 97R | 19-2349 | 77 01 207 966 | 19-2349 |
| 3350.17 | 19-2184 | 3748.88 | 19-2764 | 40 02 275 85R | 19-7861 | 77 01 208 058 | 19-2734 |
| 3350.27 | 19-1576 | 3748.90 | 19-2907 | 40 02 2JY 00A | 19-7709 | 77 01 208 059 | 19-2735 |
| 3350.28 | 19-1625 | 3748.94 | 19-2776 | 40 20 225 60R | 19-7709 | 77 01 208 060 | 19-2351 |
| 3350.32 | 19-2165 | 3748.95 | 19-2916 | 40 20 229 33R | 19-7860 | 77 01 208 075 | 19-2736 |
| 3350.33 | 19-2129 | 3748.96 | 19-2916 | 40 21 015 54R | 19-2347 | 77 01 208 427 | 19-2349 |
| 3350.69 | 19-2297 | 3748.98 | 19-2536 | 40 21 029 77R | 19-2350 | 77 01 208 429 | 19-2351 |
| 3350.72 | 19-2332 | 3748.99 | 19-2916 | 40 21 042 49R | 19-2347 | 77 01 208 767 | 19-2665 |
| 3350.82 | 19-2753 | 3748.A0 | 19-2990 | 40 21 080 22R | 19-2872 | 77 01 208 950 | 19-2351 |
| 3350.84 | 19-2297 | 3748.A1 | 19-8109 | 43 20 24B F0A | 19-7861 | 77 01 209 504 | 19-2734 |
| 3350.85 | 19-2753 | 3748.A3 | 19-2990 | 43 21 082 37R | 19-2665 | 77 01 209 807 | 19-2351 |
| 3350.86 | 19-2332 | 3784.84 | 19-2762 | 43 32 002 86R | 19-8120 | 77 01 209 838 | 19-2351 |
| 3350.88 | 19-2803 | 6822.JL | 19-2754 | 43 32 2JY 00A | 19-7860 | 77 01 210 004 | 19-2607 |
| 3350.91 | 19-1576 | 95562212 | 19-2521 | 43 32 2JY 30A | 19-7861 | 77 01 210 111 | 19-2348 |
| 3350.92 | 19-2332 | 95590022 | 19-2129 | 60 00 547 700 | 19-2665 | 77 01 455 181 | 19-2196 |
| 3350.93 | 19-2803 | 95619160 | 19-2129 | 60 00 548 986 | 19-2665 | 77 01 460 542 | 19-2617 |
| 3350.97 | 19-2297 | 95654076 | 19-2184 | 60 00 550 915 | 19-2347 | 77 01 460 641 | 19-2616 |
| 3350.98 | 19-2753 | 95654078 | 19-2528 | 60 25 370 612 | 19-2448 | 77 01 460 642 | 19-2617 |
| 3701.52 | 19-2601 | 9803736180 | 19-2369 | 77 00 830 794 | 19-2291 | 77 01 462 020 | 19-2197 |

| Adaptable to | METELLI Ref | Adaptable to | METELLI Ref | Adaptable to | METELLI Ref | Adaptable to | METELLI Ref |
|--------------------|----------------|--------------------|----------------|--------------|----------------|---------------|----------------|
| 77 01 462 217 | 19-2665 | 43 21 070 45R | 19-2874 | 9104209 | 19-2846 | 5QF 598 611 | 19-2704 |
| 77 01 462 469 | 19-2196 | RENAULT LCV | | 93170611 | 19-2725 | 5WA 407 621A | 19-2364 |
| 77 01 463 231 | 19-2197 | 50 00 113 951 | 19-2619 | 93175327 | 19-2802 | 6A0 501 283 | 19-2694 |
| 77 01 463 523 | 19-2614 | 50 00 388 400 | 19-2619 | 93186387 | 19-2802 | 6C0 407 621 | 19-1587 |
| 77 01 463 986 | 19-2606 | ROVER | | | | 6N0 498 625 | 19-2223 |
| 77 01 463 987 | 19-2607 | 273135603102 | 19-2174 | 025140301A | 19-1554 | 6Q0 407 621AD | 19-1587 |
| 77 01 464 049 | 19-2350 | GHB372 | 19-2455 | 028 140 301A | 19-1561 | 6Q0 407 621AH | 19-1587 |
| 77 01 465 735 | 19-2665 | GHK1400 | 19-7077 | 028 160 302A | 19-2694 | 6Q0 407 621AJ | 19-1587 |
| 77 01 466 803 | 19-2291 | GHK1401 | 19-2455 | 191 498 625A | 19-2224 | 6Q0 407 621BR | 19-1587 |
| 77 01 467 803 | 19-2291 | GHK1560 | 19-2455 | 191 598 625 | 19-2500 | 6Q0 501 611F | 19-2558 |
| 77 01 467 860 | 19-2291 | GHK1561 | 19-2456 | 1H0 498 625 | 19-2225 | 6Q0 598 611 | 19-2558 |
| 77 01 470 552 | 19-2346 | GHK1596 | 19-2455 | 1H0 498 625A | 19-2225 | 6R0 407 621A | 19-1587 |
| 77 01 803 923 | 19-2640 | GHK1597 | 19-2456 | 1J0 498 625 | 19-1595 | 6R0 407 621E | 19-1587 |
| 77 01 803 928 | 19-2624 | GHK1685 | 19-2738 | 1J0 598 477 | 19-2499 | 6U0 598 625 | 19-2500 |
| 77 01 803 929 | 19-2624 | GHK1692 | 19-2304 | 1J0 598 625 | 19-1595 | 6X0 501 477 | 19-2741 |
| 77 01 841 979 | 19-2196 | GHK1933 | 19-7077 | 1K0 498 621 | 19-2780 | 6X0 598 477 | 19-2741 |
| 77 02 163 629 | 19-2196 | RFC000010 | 19-2304 | 1K0 598 611 | 19-2705 | 7M0 498 625 | 19-2268 |
| 77 03 090 199 | 19-2198 | RFM000060 | 19-7077 | 1T0 498 621 | 19-2317 | 7M0 598 625 | 19-2699 |
| 77 03 090 222 | 19-2197 | RLB000050 | 19-2455 | 1T0 598 611 | 19-2704 | 7M0 598 625A | 19-2699 |
| 77 03 090 253 | 19-2614 | RLB000060 | 19-2456 | 1T0 598 611B | 19-2704 | 7M3 498 625 | 19-2268 |
| 77 03 090 266 | 19-2617 | RLB000070 | 19-2738 | 311 405 625N | 19-2500 | 7M3 598 625 | 19-2699 |
| 77 03 090 267 | 19-2617 | RUD100120 | 19-2304 | 311 405 645B | 19-2500 | 8E0 498 625B | 19-1581 |
| 77 03 090 268 | 19-2616 | RUD100150 | 19-2304 | 331 598 625A | 19-2224 | 8E0 598 611B | 19-2703 |
| 77 03 090 269 | 19-2616 | SAAB | | 331 598 625B | 19-2224 | 8E0 598 611C | 19-2703 |
| 77 03 090 313 | 19-2614 | 12796081 | 19-2802 | 357 498 625 | 19-2224 | 8J0 598 625 | 19-2317 |
| 77 03 090 325 | 19-2606 | 12799815 | 19-2802 | 357 498 625A | 19-2225 | 8L0 498 625 | 19-2318 |
| 77 03 090 365 | 19-2607 | 24413034 | 19-2802 | 357 498 625B | 19-2224 | 8S0 498 625 | 19-2364 |
| 77 03 090 433 | 19-2665 | 24421906 | 19-2725 | 3981586 | 19-1561 | 8S0 498 625A | 19-2364 |
| 77 03 090 434 | 19-2606 | 30520278 | 19-2846 | 3981590 | 19-1554 | 8V0 498 625 | 19-2780 |
| 77 03 090 458 | 19-2197 | 4345450 | 19-2308 | 3981593 | 19-2694 | 8V0 498 625A | 19-2364 |
| 77 04 002 263 | 19-2624 | 4398046 | 19-2438 | 3C0 498 621 | 19-2317 | 8V0 498 625B | 19-2780 |
| 82 20 339 531 | 19-2799 | 4689923 | 19-2308 | 3G0 598 611 | 19-2704 | 8V0 598 611 | 19-2705 |
| 82 20 600 646 | 19-8120 | 4778494 | 19-2438 | 5K0 498 621 | 19-2317 | 8V0 598 611A | 19-2705 |
| 82 20 893 832 | 19-2348 | 4839122 | 19-2438 | 5Q0 407 621A | 19-2364 | 8V0 598 625C | 19-2780 |
| 86 60 001 817 | 19-2665 | 5058185 | 19-2438 | 5Q0 407 621D | 19-2364 | SE025140301A | 19-1554 |
| RENAULT HCV | | 9104159 | 19-2846 | 5Q0 407 621G | 19-2364 | SE028140301A | 19-1561 |



| Adaptable to | METELLI Ref | Adaptable to | METELLI Ref | Adaptable to | METELLI Ref | Adaptable to | METELLI Ref |
|---------------|----------------|-------------------|----------------|--------------------|----------------|--------------|----------------|
| SE028160302A | 19-2694 | 6Q0 407 621BK | 19-2309 | 1870V023000000 | 19-2847 | 08123-62057 | 19-7608 |
| SE127149004A | 19-1561 | 6Q0 407 621BR | 19-1587 | 2072V009000000 | 19-2965 | 09262-20069 | 19-7608 |
| SE141160302A | 19-2694 | 6Q0 407 621CA | 19-2877 | 2072V010 | 19-2965 | 09262-25061 | 19-7608 |
| SKODA | | 6Q0 501 611F | 19-2558 | 2072V010000000 | 19-2965 | 09262-25072 | 19-7608 |
| 191 598 625 | 19-2500 | 6Q0 598 611 | 19-2558 | 4513300059 | 19-2876 | 09262-35031 | 19-7604 |
| 1J0 498 625 | 19-1595 | 6R0 407 621A | 19-1587 | 4513300159 | 19-2876 | 09262-36036 | 19-7604 |
| 1J0 598 477 | 19-2499 | 6R0 407 621E | 19-1587 | 4513500235 | 19-2966 | 09263-28030 | 19-7090 |
| 1J0 598 625 | 19-1595 | 6R0 407 621F | 19-2877 | 4543300025 | 19-2849 | 09265-41001 | 19-7086 |
| 1K0 498 621 | 19-2780 | 6R0 407 621G | 19-2877 | 4543500135 | 19-2755 | 09265-A41001 | 19-7086 |
| 1T0 498 621 | 19-2317 | 6U0 407 625A | 19-2228 | A4513300059 | 19-2876 | 09267-41001 | 19-7749 |
| 1T0 598 611 | 19-2704 | 6U0 498 002 | 19-2228 | A4513300159 | 19-2876 | 09269-35009 | 19-7610 |
| 1T0 598 611B | 19-2704 | 6U0 498 003 | 19-2228 | A451330048 | 19-2876 | 09269-35010 | 19-7611 |
| 311 405 625N | 19-2500 | 6U0 598 625 | 19-2500 | A4513500135 | 19-2966 | 09269-41001 | 19-7090 |
| 311 405 645B | 19-2500 | 8D0 498 625 | 19-2106 | A4513500235 | 19-2966 | 09282-48003 | 19-7611 |
| 3C0 498 621 | 19-2317 | 8E0 501 611 | 19-2561 | Q0002072V010000000 | 19-2965 | 09283-50002 | 19-7086 |
| 3G0 598 611 | 19-2704 | 8E0 501 611J | 19-2561 | SUBARU | | 09284-45001 | 19-7611 |
| 3G0 598 611A | 19-2704 | 8J0 598 625 | 19-2317 | 28015-AA021 | 19-7105 | 43401-65D00 | 19-7750 |
| 4A0 498 625 | 19-2105 | 8S0 498 625 | 19-2364 | 28015-AA090 | 19-7622 | 43402-79J50 | 19-2918 |
| 4B0 498 625 | 19-2106 | 8S0 498 625A | 19-2364 | 28016-AA011 | 19-7105 | 43402-79J51 | 19-2918 |
| 5K0 498 621 | 19-2317 | 8V0 498 625 | 19-2780 | 28016-AA020 | 19-7622 | 43402-79J52 | 19-2918 |
| 5K0 498 621A | 19-2780 | 8V0 498 625A | 19-2364 | 28016-AA030 | 19-7622 | 43440-51K00 | 19-7930 |
| 5Q0 407 621A | 19-2364 | 8V0 498 625B | 19-2780 | 28016-FC000 | 19-7622 | 43440-58J00 | 19-2296 |
| 5Q0 407 621D | 19-2364 | 8V0 598 611 | 19-2705 | 28016-FC001 | 19-7622 | 43440-78A00 | 19-2296 |
| 5Q0 407 621G | 19-2364 | 8V0 598 611A | 19-2705 | 28016A-A011 | 19-7105 | 43440-78A20 | 19-2296 |
| 5QF 598 611 | 19-2704 | 8V0 598 625A | 19-2780 | 28035-AA010 | 19-7105 | 43440-79J00 | 19-2805 |
| 5WA 407 621A | 19-2364 | 8V0 598 625C | 19-2780 | 28316-AE000 | 19-7105 | 43440-80G00 | 19-2805 |
| 6C0 407 621 | 19-1587 | 963020400 | 19-2637 | 28316-FE000 | 19-7105 | 43440-80J00 | 19-2805 |
| 6Q0 407 621 | 19-1587 | 969106801 | 19-2228 | 28373-AG000 | 19-7746 | 43440-83000 | 19-2296 |
| 6Q0 407 621AB | 19-2309 | 969300590 | 19-2637 | 28373-AG001 | 19-7746 | 43440-83E10 | 19-2296 |
| 6Q0 407 621AD | 19-1587 | M969106801 | 19-2228 | 28373-AG01A | 19-7746 | 43440-84F00 | 19-2296 |
| 6Q0 407 621AF | 19-2309 | SMART | | 28373-FG000 | 19-7746 | 43440-M55K00 | 19-2805 |
| 6Q0 407 621AH | 19-1587 | 0001870V021000000 | 19-2847 | 28373-FG00T | 19-7746 | 43462-84A00 | 19-7749 |
| 6Q0 407 621AJ | 19-1587 | 0001870V023000000 | 19-2847 | 906250020 | 19-7105 | 43462-85C00 | 19-7090 |
| 6Q0 407 621AL | 19-2309 | 0002072V010 | 19-2965 | SUZUKI | | 43465-80000 | 19-7086 |
| 6Q0 407 621BG | 19-2877 | 0002072V010000000 | 19-2965 | 08113-62040 | 19-7608 | 43591-65D00 | 19-7873 |
| 6Q0 407 621BH | 19-1587 | 1870V021000000 | 19-2847 | 08123-62047 | 19-7608 | 44301-65D00 | 19-7750 |

| Adaptable to | METELLI Ref | Adaptable to | METELLI Ref | Adaptable to | METELLI Ref | Adaptable to | METELLI Ref |
|---------------|-------------|--------------|-------------|--------------|-------------|-------------------|-------------|
| 46840-M79010 | 19-7608 | 42421-19025 | 19-7554 | 42450-44040 | 19-7889 | 90363-40079 | 19-7730 |
| 46850-M79010 | 19-7608 | 42450-02030 | 19-7554 | 42450-47020 | 19-7883 | 90363-T0015 | 19-7123 |
| 46860-60D00 | 19-7608 | 42450-02040 | 19-7554 | 42450-52020 | 19-7642 | 90363-T0018 | 19-7123 |
| 46860-62J00 | 19-7880 | 42450-02050 | 19-7554 | 42450-52021 | 19-7642 | 90363-W0001 | 19-7695 |
| 46860-62J01 | 19-7880 | 42450-02060 | 19-7883 | 42450-52060 | 19-7886 | 90363-W0005 | 19-7730 |
| 46860-63J00 | 19-7880 | 42450-02080 | 19-7883 | 42450-52061 | 19-7886 | 90366-17010 | 19-7539 |
| 46860-63J01 | 19-7880 | 42450-02081 | 19-7883 | 42450-52070 | 19-7886 | 90368-17017 | 19-7539 |
| 46860-80G00 | 19-7923 | 42450-02090 | 19-7883 | 42450-74020 | 19-7886 | 90368-21001 | 19-7001 |
| 46860-83E00 | 19-7923 | 42450-02100 | 19-7883 | 43202-52040 | 19-7886 | 90368-26027 | 19-7539 |
| 46860-83E10 | 19-7923 | 42450-02120 | 19-7888 | 43511-0H010 | 19-2754 | 90368-34001 | 19-7001 |
| 46860-M60D1 | 19-7608 | 42450-02121 | 19-7888 | 43550-02010 | 19-7732 | 90368-49084 | 19-7112 |
| 46860-M68K00 | 19-7923 | 42450-02130 | 19-7888 | 43550-02020 | 19-7731 | 90369-35029 | 19-7729 |
| 46880-M70F0 | 19-7608 | 42450-05080 | 19-7934 | 43550-02030 | 19-7732 | 90369-36043 | 19-7040 |
| 46880-M70F10 | 19-7608 | 42450-05081 | 19-7934 | 43550-02040 | 19-7731 | 90369-38001 | 19-7040 |
| 926235036 | 19-7604 | 42450-0D010 | 19-7642 | 43550-02070 | 19-7732 | 90369-38002 | 19-7040 |
| TALBOT | | 42450-0D030 | 19-7642 | 43550-02080 | 19-7731 | 90369-38003 | 19-7040 |
| | | 42450-0D050 | 19-7886 | 43550-42010 | 19-7732 | 90369-38021 | 19-7121 |
| 3326.34 | 19-2590 | 42450-0D051 | 19-7886 | 43550-42020 | 19-7731 | 90369-38022 | 19-7121 |
| 3748.09 | 19-2183 | 42450-0D060 | 19-7886 | 60401-00283 | 19-7730 | 90369-40009 | 19-7730 |
| 3748.13 | 19-2521 | 42450-0D080 | 19-7886 | 90080-36021 | 19-7729 | 90369-43008 | 19-7729 |
| TOYOTA | | 42450-0H010 | 19-2908 | 90080-36043 | 19-7040 | 90369-43009 | 19-7729 |
| | | 42450-12010 | 19-7554 | 90080-36064 | 19-7112 | 90369-45003 | 19-7695 |
| 04421-27010 | 19-7539 | 42450-12030 | 19-7554 | 90080-36067 | 19-7112 | 90369-45005 | 19-7695 |
| 04421-27050 | 19-7539 | 42450-12040 | 19-7554 | 90080-36078 | 19-7729 | 90369-54001 | 19-7751 |
| 04421-30011 | 19-7539 | 42450-12050 | 19-7883 | 90080-36087 | 19-7123 | 90369-54002 | 19-7751 |
| 04421-30012 | 19-7539 | 42450-12051 | 19-7883 | 90080-36108 | 19-7121 | 90369-T0004 | 19-7695 |
| 04421-35010 | 19-7001 | 42450-12070 | 19-7883 | 90080-36136 | 19-7123 | 90369-T0007 | 19-7695 |
| 04421-35020 | 19-7001 | 42450-12080 | 19-7883 | 90080-36137 | 19-7123 | 90369-W0001 | 19-2754 |
| 04422-12070 | 19-7045 | 42450-12081 | 19-7883 | 90080-36149 | 19-7123 | 90520-77001 | 19-7695 |
| 04422-12100 | 19-7045 | 42450-12081 | 19-7883 | 90080-36176 | 19-7123 | 90521-88001 | 19-7729 |
| 42409-12030 | 19-7554 | 42450-12100 | 19-7888 | 90080-36178 | 19-7040 | TOYOTA LCV | |
| 42409-19015 | 19-7554 | 42450-12110 | 19-7934 | 90080-36193 | 19-7695 | SU001-A0982 | 19-2803 |
| 42410-02040 | 19-7554 | 42450-13010 | 19-7883 | 90177-22001 | 19-7121 | SU001-A1006 | 19-2990 |
| 42410-0D010 | 19-7641 | 42450-13011 | 19-7883 | 90178-22001 | 19-7123 | VAUXHALL | |
| 42410-12090 | 19-7554 | 42450-42020 | 19-7889 | 90311-50005 | 19-7001 | 09117619 | 19-2292 |
| 42410-52020 | 19-7641 | 42450-42030 | 19-7889 | 90363-40066 | 19-7123 | 09117620 | 19-2293 |
| 42410-52021 | 19-7641 | 42450-44020 | 19-7889 | | | | |
| 424100-D030 | 19-7641 | | | | | | |



| Adaptable to | METELLI Ref | Adaptable to | METELLI Ref | Adaptable to | METELLI Ref | Adaptable to | METELLI Ref |
|--------------|----------------|--------------|----------------|---------------|-------------------|---------------|----------------|
| 09117621 | 19-2294 | 1604017 | 19-2950 | 9117621 | 19-2294 | 191 498 625A | 19-2224 |
| 09117622 | 19-2295 | 1604018 | 19-2950 | 9117622 | 19-2295 | 191 598 625 | 19-2500 |
| 09119931 | 19-2438 | 1604286 | 19-2170 | 9119931 | 19-2438 | 1D0 498 625B | 19-2105 |
| 09196286 | 19-2436 | 1604301 | 19-2438 | 9120128 | 19-2580 | 1H0 498 625 | 19-2225 |
| 12796081 | 19-2802 | 1604302 | 19-2580 | 9195608 | 19-2289 | 1H0 498 625A | 19-2225 |
| 13110964 | 19-2345 | 1604306 | 19-2580 | 9196286 | 19-2436 | 1J0 498 625 | 19-1595 |
| 13121138 | 19-2726 | 1604314 | 19-2725 | 9196298 | 19-2437 | 1J0 598 477 | 19-2499 |
| 13123485 | 19-2292 | 1604315 | 19-2726 | 9203934 | 19-2296 | 1J0 598 625 | 19-1595 |
| 13123486 | 19-2293 | 1604316 | 19-2727 | 9213602 | 19-8100 | 1K0 498 621 | 19-2780 |
| 13123487 | 19-2294 | 1604358 | 19-2950 | 93168760 | 19-2950 | 1K0 598 611 | 19-2705 |
| 13123488 | 19-2295 | 1604360 | 19-2951 | 93170611 | 19-2725 | 1T0 498 621 | 19-2317 |
| 13125106 | 19-2344 | 1607286 | 19-2170 | 93171495 | 19-2802 | 1T0 598 611 | 19-2704 |
| 13583479 | 19-2859 | 25903295 | 19-2897 | 93175327 | 19-2802 | 1T0 598 611A | 19-2704 |
| 1603065 | 19-2172 | 25903358 | 19-2788 | 93178625 | 19-2726 | 1T0 598 611B | 19-2704 |
| 1603109 | 19-2170 | 328103 | 19-2174 | 93178626 | 19-2727 | 2K0 498 621 | 19-2780 |
| 1603143 | 19-2802 | 328980 | 19-2289 | 93178651 | 19-2344 | 311 405 625 | 19-2853 |
| 1603191 | 19-2174 | 420240 | 19-2437 | 93178652 | 19-2345 | 311 405 625D | 19-2500 |
| 1603193 | 19-2172 | 90005137 | 19-2172 | 93178661 | 19-8126 | 311 405 625F | 19-2221 |
| 1603194 | 19-2176 | 90005147 | 19-2172 | 93182913 | 19-2837 | 311 405 625N | 19-2500 |
| 1603195 | 19-2178 | 90016721 | 19-2170 | 93186387 | 19-2802 | 311 405 645 | 19-2221 |
| 1603196 | 19-2177 | 90279331 | 19-2173 | 93186388 | 19-8126 | 311 405 645B | 19-2500 |
| 1603208 | 19-2292 | 90279332 | 19-2174 | 93186389 | 19-2837 | 311 498 071BS | 19-2500 |
| 1603209 | 19-2293 | 90425658 | 19-2177 | 93188477 | 19-2839 | 321 498 625A | 19-2102 |
| 1603210 | 19-2294 | 90447280 | 19-2178 | 93188889 | 19-2272 | 321 498 625B | 19-2102 |
| 1603211 | 19-2295 | 90486457 | 19-2170 | 93190215 | 19-2950 | 321 498 625C | 19-2102 |
| 1603243 | 19-2802 | 90486458 | 19-2173 | 93190216 | 19-2951 | 321 498 625E | 19-2102 |
| 1603253 | 19-2344 | 90486460 | 19-2174 | 95512288 | 19-2950 | 331 598 625 | 19-2102 |
| 1603254 | 19-2345 | 90486463 | 19-2172 | 96626339 | 19-2788 | 331 598 625A | 19-2224 |
| 1603255 | 19-8126 | 90486467 | 19-2176 | | VOLKSWAGEN | 331 598 625B | 19-2224 |
| 1603294 | 19-2802 | 90510542 | 19-2177 | 111 498 071BS | 19-2221 | 357 498 625 | 19-2224 |
| 1603295 | 19-8126 | 90510543 | 19-2438 | 171 498 625 | 19-2222 | 357 498 625A | 19-2225 |
| 1603296 | 19-2837 | 90510544 | 19-2178 | 171 498 625A | 19-2222 | 357 498 625B | 19-2224 |
| 1603337 | 19-2272 | 90510629 | 19-2580 | 171 498 625B | 19-2222 | 357 498 625C | 19-2224 |
| 1604002 | 19-2438 | 90540069 | 19-2580 | 171 498 625C | 19-2222 | 3C0 498 621 | 19-2317 |
| 1604003 | 19-2580 | 9117619 | 19-2292 | 171 498 625D | 19-2222 | 3C0 498 625 | 19-2317 |
| 1604007 | 19-2436 | 9117620 | 19-2293 | 191 498 625 | 19-2223 | 3D0 498 607 | 19-2778 |



| Adaptable to | METELLI Ref | Adaptable to | METELLI Ref | Adaptable to | METELLI Ref | Adaptable to | METELLI Ref |
|---------------|----------------|---------------|----------------|--------------|-----------------------|--------------|----------------|
| 3D0 498 607A | 19-2778 | 6Q0 407 621AJ | 19-1587 | 893 498 625A | 19-2106 | 443 505 509 | 19-2501 |
| 3G0 598 611 | 19-2704 | 6Q0 407 621AL | 19-2309 | 893 498 625B | 19-2106 | 4A0 598 625 | 19-2501 |
| 3G0 598 611A | 19-2704 | 6Q0 407 621BE | 19-1587 | 893 498 625C | 19-2105 | 4A0 598 625A | 19-2501 |
| 443 498 625A | 19-2105 | 6Q0 407 621BK | 19-2309 | 893 498 625D | 19-2106 | 701 598 625 | 19-8124 |
| 443 498 625F | 19-2105 | 6Q0 407 621BP | 19-2309 | 893 498 625E | 19-2105 | 701 598 625A | 19-8124 |
| 443 505 509 | 19-2501 | 6Q0 407 621BR | 19-1587 | 8A0 498 625 | 19-2106 | | |
| 4A0 498 625 | 19-2105 | 6Q0 501 611F | 19-2558 | 8D0 498 625 | 19-2106 | VOLVO | |
| 4A0 598 625 | 19-2501 | 6Q0 598 477 | 19-2741 | 8D0 498 625B | 19-2105 | 271786 | 19-2313 |
| 4A0 598 625A | 19-2501 | 6Q0 598 611 | 19-2558 | 8D0 498 625C | 19-1581 | 272456 | 19-2315 |
| 4B0 498 625 | 19-2106 | 6R0 407 621A | 19-1587 | 8D0 498 625C | 19-1581 | 272456.5 | 19-2315 |
| 4B0 498 625A | 19-2105 | 6R0 407 621E | 19-1587 | 8D0 598 625 | 19-2548 | 273747 | 19-2230 |
| 4D0 407 625D | 19-1581 | 6U0 598 625 | 19-2500 | 8D0 598 625B | 19-2548 | 2737476 | 19-2230 |
| 4D0 407 625H | 19-1581 | 6X0 501 477 | 19-2741 | 8E0 498 625A | 19-1581 | 274181 | 19-2313 |
| 4E0 498 625 | 19-2778 | 6X0 501 611 | 19-2971 | 8E0 498 625B | 19-1581 | 274298 | 19-2314 |
| 4E0 498 625B | 19-2778 | 6X0 598 477 | 19-2741 | 8E0 501 611 | 19-2561 | 274324 | 19-2315 |
| 4E0 498 625C | 19-2778 | 7H0 401 611D | 19-2356 | 8E0 501 611J | 19-2561 | 274378 | 19-2313 |
| 5K0 498 621 | 19-2317 | 7H0 401 611E | 19-2356 | 8E0 598 625A | 19-1581 | 30639875 | 19-2357 |
| 5K0 498 621A | 19-2780 | 7H0 401 611H | 19-2356 | 8E0 598 625B | 19-1581 | 30639876 | 19-2742 |
| 5Q0 407 621A | 19-2364 | 7H0 498 611 | 19-2356 | 8J0 598 625 | 19-2317 | 30639877 | 19-2744 |
| 5Q0 407 621D | 19-2364 | 7L0 498 287 | 19-2355 | 8L0 498 625 | 19-2318 | 30714730 | 19-2850 |
| 5Q0 407 621G | 19-2364 | 7L0 498 611 | 19-2356 | 8L0 498 625A | 19-2318 | 30736501 | 19-2852 |
| 5Q0 598 611 | 19-2705 | 7M0 498 625 | 19-2268 | 8S0 498 625 | 19-2364 | 30736653 | 19-2850 |
| 5QF 598 611 | 19-2704 | 7M0 598 625 | 19-2699 | 8S0 498 625A | 19-2364 | 30748191 | 19-2742 |
| 5WA 407 621A | 19-2364 | 7M0 598 625A | 19-2699 | 8V0 498 625 | 19-2780 | 30748192 | 19-2744 |
| 6C0 407 621 | 19-1587 | 7M3 498 625 | 19-2268 | 8V0 498 625A | 19-2364 | 30748989 | 19-2742 |
| 6E0 407 621C | 19-2310 | 7M3 598 625 | 19-2699 | 8V0 498 625B | 19-2780 | 30812651 | 19-2466 |
| 6E0 407 621D | 19-2310 | 811 407 625D | 19-2102 | 8V0 598 611 | 19-2705 | 308126515 | 19-2466 |
| 6E0 598 611 | 19-2567 | 811 407 625F | 19-2102 | 8V0 598 611A | 19-2705 | 30819062 | 19-2466 |
| 6E0 598 611A | 19-2567 | 823 407 625B | 19-2102 | 8V0 598 625 | 19-2704 | 30889072 | 19-2466 |
| 6K9 501 477 | 19-2465 | 861 498 625 | 19-2100 | 8V0 598 625A | 19-2780 | 31201010 | 19-2744 |
| 6N0 498 625 | 19-2223 | 867 407 625A | 19-2100 | 8V0 598 625B | 19-2780 | 31201011 | 19-2742 |
| 6Q0 407 621AB | 19-2309 | 871 498 625 | 19-2100 | 8V0 598 625C | 19-2780 | 31212698 | 19-2850 |
| 6Q0 407 621AC | 19-1587 | 871 498 625A | 19-2100 | | VOLKSWAGEN HCV | 31262571 | 19-2970 |
| 6Q0 407 621AD | 19-1587 | 893 407 625 | 19-2106 | 2D0 407 625 | 19-2212 | 31262950 | 19-2850 |
| 6Q0 407 621AF | 19-2309 | 893 407 625C | 19-2106 | 2D0 407 625A | 19-2212 | 31280051 | 19-2970 |
| 6Q0 407 621AH | 19-1587 | 893 498 625 | 19-2106 | | VOLKSWAGEN LCV | 31329980 | 19-2314 |
| | | | | 311 405 625N | 19-2501 | 31340099 | 19-2742 |



| Adaptable to | METELLI Ref | Adaptable to | METELLI Ref | Adaptable to | METELLI Ref | Adaptable to | METELLI Ref |
|--------------|----------------|--------------|----------------|--------------|----------------|--------------|----------------|
| 31340100 | 19-2742 | 0.026370 | 19-2160 | 0.026482 | 19-2197 | 0.026709 | 19-1599 |
| 31340604 | 19-2850 | 0.026376 | 19-2570 | 0.026483 | 19-2196 | 0.026715 | 19-2235 |
| 31340686 | 19-2970 | 0.026383 | 19-2572 | 0.026487 | 19-2606 | 0.026726 | 19-2157 |
| 31340689 | 19-2744 | 0.026385 | 19-2163 | 0.026508 | 19-1554 | 0.026727 | 19-2552 |
| 31340690 | 19-2744 | 0.026387 | 19-2216 | 0.026514 | 19-1561 | 0.026728 | 19-7065 |
| 31360096 | 19-2852 | 0.026393 | 19-2164 | 0.026515 | 19-2694 | 0.026731 | 19-2279 |
| 31476395 | 19-2852 | 0.026399 | 19-2148 | 0.026518 | 19-1614 | 0.026735 | 19-2919 |
| 31658081 | 19-2314 | 0.026405 | 19-2138 | 0.026519 | 19-1573 | 0.026737 | 19-2549 |
| 31658082 | 19-2742 | 0.026409 | 19-2137 | 0.026530 | 19-2183 | 0.026759 | 19-2601 |
| 31658084 | 19-2744 | 0.026413 | 19-2136 | 0.026534 | 19-2521 | 0.026779 | 19-7608 |
| 31658085 | 19-2744 | 0.026415 | 19-2141 | 0.026535 | 19-2590 | 0.026791 | 19-1591 |
| 32246153 | 19-2852 | 0.026417 | 19-2144 | 0.026536 | 19-2184 | 0.026798 | 19-1638 |
| 3411886 | 19-2658 | 0.026419 | 19-2539 | 0.026539 | 19-2595 | 0.026800 | 19-2211 |
| 34326181 | 19-2662 | 0.026420 | 19-2143 | 0.026542 | 19-1602 | 0.026802 | 19-2212 |
| 34505248 | 19-2662 | 0.026425 | 19-2540 | 0.026545 | 19-1542 | 0.026803 | 19-1586 |
| 3453530 | 19-2662 | 0.026428 | 19-2171 | 0.026546 | 19-1544 | 0.026805 | 19-1626 |
| 3454197 | 19-2235 | 0.026431 | 19-2172 | 0.026558 | 19-2230 | 0.026810 | 19-2322 |
| 3454197S | 19-2235 | 0.026435 | 19-2169 | 0.026569 | 19-2846 | 0.026816 | 19-7094 |
| 3472719 | 19-2662 | 0.026437 | 19-2173 | 0.026580 | 19-2658 | 0.026817 | 19-1567 |
| 8624647 | 19-2744 | 0.026438 | 19-2174 | 0.026593 | 19-2129 | 0.026823 | 19-2154 |
| 8672371 | 19-2314 | 0.026439 | 19-2170 | 0.026608 | 19-7015 | 0.026826 | 19-2553 |
| 9113991 | 19-2314 | 0.026442 | 19-2176 | 0.026615 | 19-7539 | 0.026838 | 19-2228 |
| 9173872 | 19-2467 | 0.026446 | 19-2853 | 0.026629 | 19-7561 | 0.026839 | 19-2637 |
| 9173991 | 19-2314 | 0.026448 | 19-2221 | 0.026633 | 19-2550 | 0.026843 | 19-2226 |
| BAR0105BB | 19-2744 | 0.026450 | 19-2245 | 0.026634 | 19-2158 | 0.026847 | 19-2662 |
| | SPIDAN | 0.026456 | 19-2100 | 0.026635 | 19-2551 | 0.026850 | 19-2676 |
| 0.026323 | 19-2242 | 0.026457 | 19-2500 | 0.026636 | 19-7062 | 0.026851 | 19-2619 |
| 0.026326 | 19-7001 | 0.026458 | 19-2222 | 0.026653 | 19-7077 | 0.026855 | 19-2507 |
| 0.026333 | 19-7002 | 0.026461 | 19-2246 | 0.026667 | 19-7604 | 0.026856 | 19-2508 |
| 0.026338 | 19-1585 | 0.026464 | 19-2248 | 0.026668 | 19-7086 | 0.026862 | 19-2700 |
| 0.026348 | 19-2673 | 0.026467 | 19-2223 | 0.026675 | 19-7003 | 0.026863 | 19-2587 |
| 0.026350 | 19-2111 | 0.026468 | 19-2249 | 0.026679 | 19-2224 | 0.026864 | 19-2580 |
| 0.026357 | 19-2112 | 0.026470 | 19-2102 | 0.026683 | 19-2614 | 0.026865 | 19-2225 |
| 0.026359 | 19-2320 | 0.026475 | 19-2616 | 0.026697 | 19-1617 | 0.026870 | 19-2291 |
| 0.026367 | 19-2517 | 0.026478 | 19-2617 | 0.026700 | 19-1565 | 0.026872 | 19-2501 |
| 0.026368 | 19-2119 | 0.026480 | 19-2198 | 0.026708 | 19-1600 | 0.026876 | 19-7022 |



| Adaptable to | METELLI Ref | Adaptable to | METELLI Ref | Adaptable to | METELLI Ref | Adaptable to | METELLI Ref |
|--------------|----------------|--------------|----------------|--------------|----------------|--------------|----------------|
| 0.026878 | 19-7058 | 0.026985 | 19-2254 | 0.027122 | 19-2533 | 26303 | 19-2331 |
| 0.026885 | 19-7598 | 0.026988 | 19-2268 | 0.027126 | 19-2456 | 26312 | 19-1638 |
| 0.026890 | 19-2262 | 0.026989 | 19-2699 | 0.027129 | 19-2455 | 26315 | 19-2944 |
| 0.026891 | 19-2678 | 0.026993 | 19-1618 | 0.027133 | 19-2466 | 26316 | 19-2752 |
| 0.026895 | 19-2267 | 0.027002 | 19-7024 | 0.027134 | 19-2313 | 26323 | 19-2242 |
| 0.026896 | 19-2681 | 0.027008 | 19-7061 | 0.027143 | 19-7729 | 26326 | 19-7001 |
| 0.026899 | 19-2680 | 0.027011 | 19-7084 | 0.027144 | 19-7045 | 26333 | 19-7002 |
| 0.026904 | 19-2178 | 0.027028 | 19-2323 | 0.027146 | 19-7554 | 26338 | 19-1585 |
| 0.026906 | 19-2624 | 0.027045 | 19-7028 | 0.027156 | 19-2280 | 26345 | 19-2799 |
| 0.026907 | 19-2640 | 0.027049 | 19-7029 | 0.027167 | 19-8124 | 26348 | 19-2673 |
| 0.026916 | 19-2105 | 0.027056 | 19-7040 | 0.027170 | 19-2697 | 26350 | 19-2111 |
| 0.026920 | 19-7068 | 0.027071 | 19-7105 | 0.027171 | 19-2338 | 26354 | 19-2918 |
| 0.026922 | 19-7506 | 0.027072 | 19-7622 | 0.027172 | 19-2274 | 26357 | 19-2112 |
| 0.026923 | 19-7005 | 0.027075 | 19-7624 | 0.027175 | 19-2439 | 26359 | 19-2320 |
| 0.026924 | 19-2213 | 0.027076 | 19-7625 | 0.027177 | 19-2741 | 26367 | 19-2517 |
| 0.026925 | 19-2177 | 0.027080 | 19-2285 | 0.027178 | 19-2548 | 26368 | 19-2119 |
| 0.026926 | 19-2438 | 0.027081 | 19-2288 | 0.027179 | 19-2567 | 26370 | 19-2160 |
| 0.026928 | 19-1549 | 0.027085 | 19-2284 | 0.027181 | 19-2665 | 26376 | 19-2570 |
| 0.026929 | 19-1553 | 0.027086 | 19-2432 | 0.027182 | 19-2301 | 26376L | 19-2570 |
| 0.026930 | 19-1575 | 0.027090 | 19-2294 | 0.027186 | 19-2732 | 26377 | 19-2570 |
| 0.026931 | 19-1579 | 0.027091 | 19-2292 | 0.027188 | 19-1581 | 26383 | 19-2572 |
| 0.026932 | 19-2528 | 0.027092 | 19-2293 | 0.027190 | 19-2560 | 26383L | 19-2572 |
| 0.026938 | 19-7021 | 0.027093 | 19-2295 | 0.027191 | 19-2238 | 26385 | 19-2163 |
| 0.026946 | 19-7059 | 0.027095 | 19-2561 | 0.027193 | 19-2272 | 26385L | 19-2163 |
| 0.026947 | 19-7122 | 0.027096 | 19-2434 | 0.027194 | 19-1580 | 26387 | 19-2216 |
| 0.026957 | 19-7610 | 0.027097 | 19-2435 | 0.027195 | 19-2536 | 26393 | 19-2164 |
| 0.026958 | 19-7095 | 0.027099 | 19-2228 | 0.027196 | 19-2165 | 26393L | 19-2164 |
| 0.026960 | 19-1584 | 0.027104 | 19-2447 | 0.027197 | 19-2667 | 26395 | 19-2516 |
| 0.026961 | 19-1609 | 0.027106 | 19-2607 | 0.027198 | 19-2686 | 26395L | 19-2516 |
| 0.026962 | 19-1612 | 0.027108 | 19-2449 | 0.027200 | 19-2906 | 26399 | 19-2148 |
| 0.026964 | 19-1576 | 0.027109 | 19-2346 | 0.027202 | 19-2282 | 26404 | 19-2742 |
| 0.026965 | 19-1625 | 0.027111 | 19-2499 | 0.027203 | 19-2304 | 26405 | 19-2138 |
| 0.026967 | 19-7090 | 0.027113 | 19-1595 | 0.027207 | 19-2315 | 26409 | 19-2137 |
| 0.026968 | 19-7611 | 0.027114 | 19-2106 | 0.027208 | 19-2314 | 26413 | 19-2136 |
| 0.026983 | 19-2503 | 0.027116 | 19-2683 | 0.027209 | 19-2467 | 26415 | 19-2141 |
| 0.026984 | 19-2706 | 0.027121 | 19-1564 | 26248 | 19-2171 | 26417 | 19-2144 |



| Adaptable to | METELLI Ref | Adaptable to | METELLI Ref | Adaptable to | METELLI Ref | Adaptable to | METELLI Ref |
|--------------|----------------|--------------|----------------|--------------|----------------|--------------|----------------|
| 26419 | 19-2539 | 26498L | 19-2501 | 26686 | 19-2616 | 26819 | 19-1554 |
| 26420 | 19-2143 | 26508 | 19-1554 | 26689 | 19-2624 | 26820 | 19-1553 |
| 26425 | 19-2539 | 26514 | 19-1561 | 26693 | 19-2106 | 26823 | 19-2154 |
| 26428 | 19-2171 | 26515 | 19-2694 | 26693S | 19-2106 | 26826 | 19-2553 |
| 26431 | 19-2171 | 26518 | 19-1614 | 26697 | 19-1617 | 26838 | 19-2228 |
| 26435 | 19-2169 | 26519 | 19-1573 | 26699 | 19-1553 | 26839 | 19-2500 |
| 26437 | 19-2173 | 26530 | 19-2183 | 26700 | 19-1549 | 26843 | 19-2226 |
| 26438 | 19-2174 | 26534 | 19-2521 | 26706 | 19-2500 | 26847 | 19-2662 |
| 26439 | 19-2170 | 26535 | 19-2590 | 26708 | 19-1600 | 26850 | 19-2676 |
| 26442 | 19-2176 | 26536 | 19-2184 | 26709 | 19-1599 | 26851 | 19-2619 |
| 26448 | 19-2221 | 26539 | 19-2595 | 26715 | 19-2235 | 26855 | 19-2507 |
| 26450 | 19-2245 | 26539L | 19-2595 | 26726 | 19-2157 | 26856 | 19-2508 |
| 26456 | 19-2100 | 26542 | 19-1602 | 26727 | 19-2552 | 26857 | 19-2213 |
| 26456S | 19-2100 | 26544 | 19-7539 | 26728 | 19-7065 | 26862 | 19-2700 |
| 26457 | 19-2500 | 26545 | 19-1542 | 26731 | 19-2279 | 26863 | 19-2587 |
| 26457L | 19-2500 | 26546 | 19-1544 | 26735 | 19-2919 | 26864 | 19-2580 |
| 26457S | 19-2500 | 26558 | 19-2230 | 26737 | 19-2549 | 26865 | 19-2225 |
| 26458 | 19-2222 | 26566 | 19-2846 | 26737L | 19-2549 | 26870 | 19-2291 |
| 26458S | 19-2222 | 26569 | 19-2846 | 26737S | 19-2719 | 26871 | 19-2105 |
| 26459 | 19-2102 | 26580 | 19-2658 | 26759 | 19-2601 | 26876 | 19-7022 |
| 26461 | 19-2246 | 26593 | 19-2129 | 26779 | 19-7608 | 26878 | 19-7058 |
| 26464 | 19-2248 | 26608 | 19-7015 | 26782 | 19-7539 | 26883 | 19-7068 |
| 26467 | 19-2223 | 26615 | 19-7539 | 26787 | 19-2674 | 26885 | 19-7598 |
| 26467S | 19-2223 | 26620 | 19-7554 | 26789 | 19-2673 | 26886 | 19-7084 |
| 26468 | 19-2249 | 26629 | 19-7561 | 26790 | 19-2673 | 26890 | 19-2262 |
| 26470 | 19-2102 | 26633 | 19-2550 | 26791 | 19-1591 | 26891 | 19-2678 |
| 26470S | 19-2102 | 26634 | 19-2158 | 26792 | 19-1591 | 26895 | 19-2267 |
| 26475 | 19-2616 | 26635 | 19-2551 | 26798 | 19-1638 | 26896 | 19-2681 |
| 26478 | 19-2617 | 26636 | 19-7062 | 26800 | 19-2211 | 26899 | 19-2680 |
| 26480 | 19-2198 | 26653 | 19-7077 | 26802 | 19-2212 | 26904 | 19-2178 |
| 26482 | 19-2197 | 26667 | 19-7604 | 26803 | 19-1586 | 26905 | 19-2624 |
| 26483 | 19-2196 | 26668 | 19-7086 | 26804 | 19-1626 | 26906 | 19-2624 |
| 26483S | 19-2196 | 26675 | 19-7003 | 26810 | 19-2322 | 26907 | 19-2640 |
| 26486 | 19-2350 | 26679 | 19-2224 | 26816 | 19-7094 | 26915 | 19-2106 |
| 26487 | 19-2606 | 26679S | 19-2224 | 26817 | 19-1567 | 26918 | 19-2528 |
| 26498 | 19-2501 | 26683 | 19-2614 | 26818 | 19-1561 | 26920 | 19-7068 |



| Adaptable to | METELLI Ref | Adaptable to | METELLI Ref | Adaptable to | METELLI Ref | Adaptable to | METELLI Ref |
|--------------|----------------|--------------|----------------|--------------|----------------|--------------|----------------|
| 26922 | 19-7506 | 27008 | 19-7061 | 27116 | 19-2683 | 27202 | 19-2282 |
| 26923 | 19-7005 | 27011 | 19-7084 | 27121 | 19-1564 | 27203 | 19-2304 |
| 26924 | 19-2213 | 27015 | 19-7095 | 27122 | 19-2533 | 27206 | 19-2308 |
| 26924L | 19-2213 | 27021 | 19-7062 | 27126 | 19-2456 | 27207 | 19-2315 |
| 26925 | 19-2177 | 27028 | 19-2323 | 27129 | 19-2455 | 27208 | 19-2314 |
| 26926 | 19-2438 | 27045 | 19-7028 | 27133 | 19-2466 | 27209 | 19-2467 |
| 26928 | 19-1549 | 27049 | 19-7029 | 27143 | 19-7729 | 27219 | 19-2712 |
| 26929 | 19-1553 | 27056 | 19-7040 | 27144 | 19-7045 | 27222 | 19-2723 |
| 26930 | 19-1548 | 27063 | 19-7751 | 27146 | 19-7554 | 27223 | 19-2301 |
| 26931 | 19-1579 | 27068 | 19-2924 | 27156 | 19-2279 | 27224 | 19-2264 |
| 26932 | 19-2528 | 27071 | 19-7105 | 27159 | 19-2173 | 27225 | 19-2691 |
| 26934 | 19-1548 | 27072 | 19-7622 | 27166 | 19-2226 | 27228 | 19-2342 |
| 26938 | 19-7021 | 27075 | 19-7624 | 27167 | 19-8124 | 27231 | 19-2335 |
| 26943 | 19-1553 | 27076 | 19-7625 | 27170 | 19-2697 | 27232 | 19-2714 |
| 26946 | 19-7059 | 27080 | 19-2285 | 27171 | 19-2338 | 27233 | 19-2715 |
| 26947 | 19-7122 | 27081 | 19-2288 | 27172 | 19-2274 | 27234 | 19-2716 |
| 26957 | 19-7610 | 27083 | 19-2572 | 27173 | 19-2698 | 27235 | 19-2336 |
| 26960 | 19-1584 | 27085 | 19-2284 | 27175 | 19-2439 | 27236 | 19-2296 |
| 26961 | 19-1609 | 27085L | 19-2284 | 27176 | 19-1595 | 27237 | 19-2440 |
| 26962 | 19-1612 | 27086 | 19-2432 | 27177 | 19-2741 | 27238 | 19-2436 |
| 26964 | 19-1576 | 27086L | 19-2432 | 27178 | 19-2548 | 27239 | 19-2437 |
| 26964L | 19-1576 | 27090 | 19-2294 | 27179 | 19-2567 | 27240 | 19-2289 |
| 26965 | 19-1625 | 27091 | 19-2292 | 27181 | 19-2665 | 27241 | 19-2351 |
| 26967 | 19-7090 | 27093 | 19-2295 | 27181L | 19-2665 | 27242 | 19-2343 |
| 26968 | 19-7611 | 27095 | 19-2561 | 27182 | 19-2301 | 27243 | 19-2724 |
| 26978 | 19-2105 | 27096 | 19-2434 | 27183 | 19-2723 | 27244 | 19-2352 |
| 26983 | 19-2503 | 27097 | 19-2435 | 27186 | 19-2732 | 27246 | 19-2349 |
| 26984 | 19-2706 | 27099 | 19-2228 | 27188 | 19-1581 | 27247 | 19-2703 |
| 26985 | 19-2254 | 27104 | 19-2447 | 27190 | 19-2560 | 27248 | 19-2702 |
| 26988 | 19-2268 | 27106 | 19-2607 | 27191 | 19-2238 | 27250 | 19-2558 |
| 26989 | 19-2699 | 27108 | 19-2449 | 27193 | 19-2272 | 27251 | 19-1587 |
| 26993 | 19-1618 | 27109 | 19-2346 | 27194 | 19-1580 | 27253 | 19-2690 |
| 26997 | 19-2667 | 27111 | 19-2499 | 27195 | 19-2536 | 27254 | 19-2690 |
| 27000 | 19-7729 | 27113 | 19-1595 | 27196 | 19-2165 | 27255 | 19-2244 |
| 27002 | 19-7024 | 27113L | 19-1595 | 27197 | 19-2667 | 27260 | 19-2297 |
| 27005 | 19-7061 | 27114 | 19-2106 | 27198 | 19-2686 | 27263 | 19-1568 |



| Adaptable to | METELLI Ref | Adaptable to | METELLI Ref | Adaptable to | METELLI Ref | Adaptable to | METELLI Ref |
|--------------|----------------|--------------|----------------|--------------|----------------|--------------|----------------|
| 27268 | 19-2744 | 27434 | 19-7676 | 27544 | 19-2326 | 27618 | 19-7930 |
| 27285 | 19-7071 | 27436 | 19-7684 | 27546 | 19-2325 | 27619 | 19-2171 |
| 27290 | 19-2309 | 27460 | 19-7830 | 27547 | 19-2834 | 27622 | 19-7880 |
| 27292 | 19-2465 | 27464 | 19-7822 | 27548 | 19-2786 | 27624 | 19-2572 |
| 27294 | 19-7674 | 27476 | 19-7706 | 27549 | 19-2888 | 27624L | 19-2572 |
| 27297 | 19-2479 | 27477 | 19-7711 | 27550 | 19-2754 | 27625 | 19-2951 |
| 27298 | 19-2179 | 27479 | 19-7029 | 27552 | 19-2908 | 27629 | 19-2350 |
| 27299 | 19-2847 | 27484 | 19-7506 | 27553 | 19-2907 | 27639 | 19-2738 |
| 27300 | 19-2965 | 27488 | 19-7816 | 27555 | 19-2330 | 27644 | 19-2705 |
| 27305 | 19-2707 | 27489 | 19-7855 | 27556 | 19-2331 | 27645 | 19-2828 |
| 27312 | 19-2337 | 27492 | 19-7118 | 27557 | 19-2709 | 27646 | 19-2940 |
| 27316 | 19-2355 | 27495 | 19-2580 | 27561 | 19-2665 | 27647 | 19-2319 |
| 27318 | 19-2704 | 27499 | 19-7123 | 27561L | 19-2665 | 27648 | 19-2707 |
| 27319 | 19-2317 | 27505 | 19-7123 | 27562 | 19-2805 | 27649 | 19-2762 |
| 27320 | 19-2778 | 27506 | 19-7751 | 27563 | 19-2989 | 27651 | 19-2465 |
| 27321 | 19-2356 | 27508 | 19-7642 | 27564 | 19-2738 | 27652 | 19-2751 |
| 27324 | 19-2347 | 27509 | 19-7554 | 27567 | 19-2742 | 27653 | 19-2753 |
| 27325 | 19-2348 | 27514 | 19-7729 | 27569 | 19-7665 | 27655 | 19-2913 |
| 27326 | 19-2734 | 27520 | 19-2317 | 27570 | 19-7669 | 27656 | 19-7794 |
| 27333 | 19-2332 | 27521 | 19-2802 | 27571 | 19-7668 | 27664 | 19-2356 |
| 27337 | 19-7121 | 27522 | 19-2344 | 27572 | 19-7652 | 27665 | 19-2213 |
| 27340 | 19-7641 | 27523 | 19-2345 | 27576 | 19-7677 | 27666 | 19-2948 |
| 27362 | 19-2925 | 27525 | 19-8126 | 27577 | 19-7676 | 27667 | 19-2950 |
| 27364 | 19-2196 | 27526 | 19-2725 | 27580 | 19-7821 | 27679 | 19-2976 |
| 27374 | 19-2341 | 27527 | 19-2726 | 27581 | 19-7797 | 27680 | 19-2788 |
| 27375 | 19-2355 | 27528 | 19-2727 | 27584 | 19-7707 | 27687 | 19-2975 |
| 27376 | 19-2778 | 27530 | 19-2757 | 27588 | 19-7857 | 27689 | 19-2338 |
| 27378 | 19-2317 | 27532 | 19-2337 | 27589 | 19-7853 | 27691 | 19-2807 |
| 27379 | 19-2704 | 27533 | 19-2810 | 27590 | 19-7854 | 27697 | 19-2366 |
| 27382 | 19-2943 | 27534 | 19-2811 | 27594 | 19-7874 | 27699 | 19-2921 |
| 27384 | 19-2340 | 27535 | 19-2339 | 27595 | 19-7695 | 27701 | 19-2718 |
| 27385 | 19-2722 | 27537 | 19-2920 | 27596 | 19-7730 | 27703 | 19-2966 |
| 27386 | 19-2332 | 27538 | 19-2927 | 27599 | 19-7883 | 27704 | 19-2942 |
| 27402 | 19-2735 | 27539 | 19-2926 | 27603 | 19-2816 | 27707 | 19-2786 |
| 27405 | 19-2252 | 27542 | 19-2830 | 27609 | 19-2785 | 27708 | 19-2889 |
| 27415 | 19-2779 | 27543 | 19-2755 | 27612 | 19-2882 | 27709 | 19-2747 |



| Adaptable to | METELLI Ref | Adaptable to | METELLI Ref | Adaptable to | METELLI Ref | Adaptable to | METELLI Ref |
|---------------------|--------------------|---------------------|--------------------|---------------------|--------------------|---------------------|--------------------|
| 27710 | 19-7539 | 72045 | 19-2872 | | | | |
| 27712 | 19-2776 | 72052 | 19-2850 | | | | |
| 27713 | 19-2764 | 72056 | 19-7782 | | | | |
| 27715 | 19-2963 | 72072 | 19-2883 | | | | |
| 27717 | 19-2803 | 72147 | 19-7934 | | | | |
| 27718 | 19-2595 | | | | | | |
| 27719 | 19-2916 | | | | | | |
| 27720 | 19-2990 | | | | | | |
| 27721 | 19-2916 | | | | | | |
| 27725 | 19-2736 | | | | | | |
| 27726 | 19-2723 | | | | | | |
| 27732 | 19-1542 | | | | | | |
| 27735 | 19-2761 | | | | | | |
| 27736 | 19-2881 | | | | | | |
| 27737 | 19-2781 | | | | | | |
| 27739 | 19-2938 | | | | | | |
| 27743 | 19-7666 | | | | | | |
| 27744 | 19-7781 | | | | | | |
| 27752 | 19-7653 | | | | | | |
| 27765 | 19-7678 | | | | | | |
| 27767 | 19-7807 | | | | | | |
| 27768 | 19-7806 | | | | | | |
| 27771 | 19-7815 | | | | | | |
| 27776 | 19-7804 | | | | | | |
| 27780 | 19-7694 | | | | | | |
| 27788 | 19-7836 | | | | | | |
| 27790 | 19-7834 | | | | | | |
| 27799 | 19-7709 | | | | | | |
| 27805 | 19-7860 | | | | | | |
| 27806 | 19-7861 | | | | | | |
| 27815 | 19-7731 | | | | | | |
| 27816 | 19-7732 | | | | | | |
| 27826 | 19-7888 | | | | | | |
| 27831 | 19-2800 | | | | | | |
| 72027 | 19-2837 | | | | | | |
| 72044 | 19-2873 | | | | | | |

| METELLI Ref | Spare parts | ABS | A | B | C | D | E | F | G | H | I | L | M | Fig | MARCA | PAG |
|-------------|-------------|-----|---|----|-------|-------|-------|---|---|---|---|-------|---|-----|--|---|
| 19-1542 | | | | | 17,46 | 50,29 | | | | | | 14,73 | | | ALFA ROMEO | 68, 69, 70 |
| 19-1544 | | | | | 17,46 | 50,29 | | | | | | 14,73 | | | ALFA ROMEO | 62, 63, 64, 65, 66, 68, 69, 70, 71, 74 |
| 19-1548 | | | | | 42 | 80 | | | | | | 37 | | | ALFA ROMEO, FIAT, LANCIA | 40, 42, 46, 47, 56, 57, 58, 75, 78, 590, 593, 594, 595, 607, 609, 610, 1077, 1079, 1080, 1081, 1086, 1087, 1088 |
| 19-1549 | | | | | 35 | 66 | | | | | | 33 | | | FIAT, FIAT LCV | 624, 704 |
| 19-1553 | | | | | 35 | 72 | | | | | | 33 | | | FIAT, FIAT LCV, LANCIA | 585, 586, 587, 588, 589, 604, 608, 623, 624, 625, 626, 627, 704, 705, 1076, 1077, 1089, 1090 |
| 19-1554 | | | | | 30 | 60 | | | | | | 37 | | | FIAT, FIAT LCV, LANCIA, SEAT | 577, 578, 653, 654, 655, 695, 713, 1072, 1940, 1941 |
| 19-1561 | | | | 20 | | | 117 | | | | | 69,5 | | | FIAT, FIAT LCV, LANCIA, SEAT, SEAT LCV | 617, 618, 619, 700, 1090, 1091, 1092, 1973, 1974, 1987 |
| 19-1564 | | | | | 42 | 83,4 | 125,5 | | | | | 37,5 | | | ALFA ROMEO, LANCIA | 45, 47, 48, 49, 50, 51, 52, 53, 58, 59, 71, 72, 73, 1088, 1089 |
| 19-1565 | | | | | 35 | 66 | | | | | | 33 | | | FIAT, FIAT LCV | 592, 619, 620, 637, 638, 647, 648, 689, 700, 701, 710 |
| 19-1567 | | | | | 35 | 68 | | | | | | 37 | | | FIAT, FIAT LCV, LANCIA | 599, 631, 632, 633, 654, 655, 696, 697, 698, 1075, 1076, 1085 |
| 19-1568 | | | | | 37 | 84,2 | 125,5 | | | | | 37 | | | ALFA ROMEO | 43, 44, 45 |
| 19-1573 | | | | | 37 | 72 | | | | | | 37 | | | ALFA ROMEO, FIAT, LANCIA | 56, 57, 593, 594, 647, 1073, 1074, 1075, 1076, 1085, 1086, 1087, 1088 |
| 19-1575 | | | | | 37 | 72 | | | | | | 37 | | | ALFA ROMEO, FIAT, FIAT LCV, LANCIA | 38, 39, 40, 41, 42, 43, 45, 46, 74, 78, 585, 586, 587, 589, 590, 593, 596, 597, 603, 604, 605, 606, 608, 609, 610, 611, 612, 623, 626, 627, 639, 640, 645, 646, 647, 648, 649, 650, 690, 691, 704, 705, 711, 1072, 1073, 1074, 1075, 1077 |
| 19-1576 | | | | | 44 | 82,5 | | | | | | 37 | | | CITROEN, CITROEN LCV, FIAT, FIAT LCV, LANCIA, PEUGEOT, PEUGEOT LCV | 456, 457, 458, 459, 460, 521, 522, 523, 634, 635, 636, 652, 653, 707, 708, 1094, 1095, 1664, 1665, 1666, 1667, 1702, 1703, 1704, 1705 |
| 19-1579 | | | | | 37 | 72 | | | | | | 37 | | | FIAT, FIAT LCV | 595, 596, 644, 645, 646, 690, 691, 696, 697, 698, 710, 711 |
| 19-1580 | | | | | 42 | 80 | | | | | | 37 | | | ALFA ROMEO, FIAT, LANCIA | 40, 42, 75, 78, 590, 607, 609, 610, 1079, 1080, 1081, 1082, 1083 |
| 19-1581 | | | | | 43 | 84 | 127 | | | | | 40,25 | | | AUDI, SEAT, VOLKSWAGEN | 145, 146, 147, 148, 149, 150, 151, 152, 153, 154, 155, 156, 157, 158, 159, 192, 193, 194, 195, 196, 197, 198, 199, 200, 201, 202, 220, 221, 222, 223, 1938, 1939, 1940, 2353, 2356 |
| 19-1584 | | | | | 55 | 89,92 | | | | | | 24,56 | | | CITROEN HCV, FIAT HCV, PEUGEOT HCV | 489, 490, 491, 492, 493, 494, 495, 496, 497, 498, 663, 664, 665, 666, 667, 668, 669, 670, 671, 672, 673, 674, 675, 676, 677, 1675, 1676, 1677, 1678, 1679, 1680, 1681, 1682, 1683, 1684, 1685, 1686 |

| METELLI Ref | Spare parts | ABS | A | B | C | D | E | F | G | H | I | L | M | Fig | MARCA | PAG |
|-------------|-------------|-----|---|---|-------|-------|-------|---|---|---|-------|-------|---|-----|---|--|
| 19-1617 | | | | | 30 | | 117 | | | | | 60,6 | | | ABARTH, ALFA ROMEO, CITROEN, CITROEN LCV, FIAT, FIAT LCV, LANCIA, PEUGEOT | 36, 37, 38, 39, 40, 41, 42, 43, 45, 46, 47, 75, 76, 456, 462, 526, 578, 579, 580, 581, 585, 586, 587, 588, 589, 590, 591, 593, 603, 604, 605, 606, 607, 608, 609, 610, 611, 612, 613, 614, 615, 616, 617, 619, 620, 621, 622, 623, 624, 625, 626, 627, 631, 638, 639, 640, 641, 644, 645, 646, 647, 648, 649, 650, 689, 698, 699, 700, 701, 702, 703, 704, 705, 1072, 1073, 1074, 1075, 1076, 1077, 1078, 1089, 1090, 1093, 1094, 1665 |
| 19-1618 | | 44 | | | 30 | | 117 | | | | | 61 | | | ALFA ROMEO, FIAT, FIAT LCV, LANCIA | 38, 39, 40, 41, 42, 43, 585, 586, 587, 588, 589, 590, 604, 605, 606, 607, 608, 609, 610, 613, 614, 615, 616, 623, 624, 625, 638, 639, 640, 704, 705, 1089, 1090 |
| 19-1625 | | 48 | | | 30 | | 119,9 | | | | | 70 | | | CITROEN, CITROEN LCV, FIAT, FIAT LCV, LANCIA, PEUGEOT, PEUGEOT LCV | 456, 457, 458, 459, 460, 522, 523, 634, 635, 636, 652, 653, 707, 708, 1094, 1095, 1664, 1665, 1666, 1667, 1702, 1703, 1704, 1705 |
| 19-1626 | | | | | 30 | 68 | | | | | | 19 | | | CITROEN HCV, FIAT HCV, FIAT LCV, PEUGEOT LCV | 486, 487, 488, 655, 656, 657, 658, 659, 660, 661, 662, 663, 712, 1709, 1710, 1711, 1712 |
| 19-1627 | | | | | 30 | 55 | | | | | | 17 | | | CITROEN HCV, FIAT HCV, FIAT LCV, PEUGEOT LCV | 486, 487, 488, 655, 656, 657, 658, 659, 660, 661, 662, 663, 712, 1709, 1710, 1711, 1712 |
| 19-1634 | | | | | 30 | 55 | | | | | | 17 | | | CITROEN HCV, FIAT HCV, PEUGEOT LCV | 487, 488, 655, 656, 657, 658, 659, 660, 1709, 1710 |
| 19-1638 | | | | | 55 | 90 | | | | | | 23 | | | IVECO HCV | 972, 973, 974, 975, 976, 977, 978, 979, 980 |
| 19-2100 | | | | | 34 | 62 | | | | | | 37 | | | AUDI, VOLKSWAGEN | 92, 93, 2269, 2270, 2372, 2373, 2374, 2375, 2376, 2377 |
| 19-2102 | | | | | 39 | 68 | | | | | | 37 | | | AUDI, VOLKSWAGEN | 93, 94, 95, 96, 97, 98, 99, 104, 105, 106, 227, 228, 229, 230, 2279, 2280, 2281, 2282, 2283, 2284, 2323, 2334, 2335, 2336, 2337, 2338, 2339, 2340, 2341, 2342, 2343, 2345, 2346, 2392, 2393 |
| 19-2105 | | | | | 43 | 82 | | | | | | 37 | | | AUDI, SKODA, VOLKSWAGEN | 82, 83, 84, 85, 86, 87, 88, 89, 90, 91, 92, 102, 103, 104, 106, 107, 139, 140, 141, 142, 143, 144, 145, 146, 187, 188, 189, 190, 191, 192, 193, 194, 195, 196, 197, 198, 199, 200, 201, 220, 221, 222, 223, 226, 227, 231, 232, 253, 2033, 2034, 2346, 2347, 2348, 2349, 2350, 2351, 2352, 2353, 2354, 2355, 2356 |
| 19-2106 | | | | | 39 | 75 | | | | | | 37 | | | AUDI, SKODA, VOLKSWAGEN | 97, 98, 99, 100, 101, 102, 103, 104, 105, 106, 107, 138, 139, 140, 141, 142, 143, 144, 145, 146, 192, 193, 197, 198, 226, 227, 230, 231, 232, 2033, 2034, 2346, 2347, 2348, 2349, 2350, 2351, 2352, 2353, 2354, 2355, 2356 |
| 19-2111 | | | | | 17,46 | 59,13 | | | | | | 16,76 | | | BMW | 253, 254, 265, 266, 269, 270, 271, 330, 331, 347 |
| 19-2112 | | | | | 21,99 | 59,13 | | | | | 15,49 | 15,88 | | | BMW | 331, 347, 348, 349, 350 |
| 19-2119 | | 48 | | | 37 | 139 | | | | | | 64 | | | BMW | 333, 350, 351, 354 |

| METELLI Ref | Spare parts | ABS | A | B | C | D | E | F | G | H | I | L | M | Fig | MARCA | PAG |
|-------------|-------------|-----|---|---|-------|-------|---|---|---|---|----|-------|---|-----|--|---|
| 19-2129 | | | | | 42 | 82 | | | | | | 36 | | | CITROEN, CITROEN LCV, PEUGEOT, PEUGEOT LCV | 399, 400, 401, 402, 403, 405, 406, 407, 408, 409, 410, 466, 467, 468, 469, 470, 471, 472, 473, 474, 475, 476, 477, 478, 479, 480, 481, 482, 483, 484, 485, 486, 508, 509, 510, 511, 515, 528, 529, 1579, 1580, 1581, 1582, 1584, 1585, 1586, 1587, 1588, 1589, 1590, 1604, 1605, 1606, 1607, 1608, 1609, 1610, 1611, 1612, 1613, 1614, 1615, 1630, 1631, 1632, 1633, 1634, 1635, 1636, 1637, 1638, 1639, 1640, 1641, 1642, 1643, 1644, 1645, 1668, 1669, 1670, 1671, 1672, 1696, 1697, 1699, 1713, 1714, 1715, 1716, 1719, 1720 |
| 19-2136 | | | | | 17,46 | 50,29 | | | | | | 14,61 | | | FORD, FORD LCV | 718, 719, 720, 726, 727, 728, 729, 730, 731, 732, 779, 780, 781, 782, 783, 812, 813, 814, 893 |
| 19-2137 | | | | | 17,46 | 50,29 | | | | | | 14,73 | | | FORD, FORD LCV | 723, 724, 725, 726, 742, 743, 744, 883 |
| 19-2138 | | | | | 17,46 | 50,29 | | | | | | 14,73 | | | FORD | 720, 721, 724, 725, 726, 831, 832, 833, 834, 835 |
| 19-2141 | | | | | 35 | 60 | | | | | | 18,46 | | | FORD, FORD LCV | 727, 728, 729, 730, 731, 732, 743, 744, 812, 813, 814, 880, 881, 882, 883 |
| 19-2143 | | | | | 35 | 60 | | | | | | 18,46 | | | FORD, FORD LCV | 818, 819, 820, 821, 822, 823, 824, 825, 826, 827, 828, 829, 830, 831, 893 |
| 19-2144 | | | | | 35 | 60 | | | | | | 18,46 | | | FORD, FORD LCV | 818, 819, 820, 821, 822, 823, 824, 825, 826, 827, 828, 829, 830, 831, 893 |
| 19-2148 | | | | | 17,46 | 59,13 | | | | | | 16,76 | | | FORD, FORD HCV, FORD LCV | 728, 729, 731, 732, 838, 839, 840, 841, 842, 843, 844, 880, 881, 882 |
| 19-2154 | | | | | 39 | 72 | | | | | | 37 | | | FORD, FORD LCV | 723, 732, 733, 734, 735, 736, 737, 738, 739, 740, 741, 742, 744, 745, 746, 747, 785, 786, 814, 815, 882, 883, 884 |
| 19-2157 | | | | | 34 | 64 | | | | | | 37 | | | LADA | 1058, 1059, 1060, 1061, 1069, 1070, 1071 |
| 19-2158 | | | | | 40 | 68 | | | | | 19 | 19 | | | CHEVROLET, LADA | 392, 1066, 1067 |
| 19-2160 | | | | | 17,46 | 59,13 | | | | | | 16,76 | | | MERCEDES BENZ, PORSCHE | 1140, 1141, 1221, 1241, 1242, 1245, 1246, 1250, 1721, 1722, 1723, 1724 |
| 19-2163 | | | | | 17,46 | 59,13 | | | | | | 16,76 | | | MERCEDES BENZ | 1137, 1138, 1139 |
| 19-2164 | | | | | 17,46 | 59,13 | | | | | | 16,76 | | | MERCEDES BENZ | 1139, 1178, 1179, 1180, 1181, 1240, 1241, 1247, 1248, 1249, 1250, 1251, 1252, 1253, 1261, 1262, 1263, 1264, 1265 |
| 19-2165 | | | | | 37 | 72 | | | | | | 33 | | | CITROEN, CITROEN LCV, PEUGEOT, PEUGEOT LCV | 413, 414, 415, 416, 463, 464, 465, 469, 470, 471, 472, 473, 474, 475, 476, 477, 478, 479, 516, 527, 1574, 1575, 1586, 1587, 1588, 1589, 1590, 1606, 1609, 1610, 1611, 1612, 1695, 1697 |
| 19-2169 | | | | | 31,8 | 59 | | | | | | 15,9 | | | OPEL | 1372, 1373, 1442, 1443, 1444, 1457, 1485, 1492, 1493, 1500, 1505, 1506 |
| 19-2170 | | | | | 17,46 | 59,13 | | | | | | 16,76 | | | OPEL, OPEL LCV, VAUXHALL, VAUXHALL LCV | 1444, 1492, 1493, 1503, 1504, 1505, 1506, 1554, 1563, 1564, 2179, 2180, 2212, 2213, 2226, 2237, 2238, 2240 |

| METELLI Ref | Spare parts | ABS | A | B | C | D | E | F | G | H | I | L | M | Fig | MARCA | PAG |
|-------------|-------------|-----|---|---|-------|-------|---|---|---|---|----|-------|---|-----|--|--|
| 19-2184 | | | | | 35 | 72 | | | | | | 33 | | | CITROEN, CITROEN LCV, PEUGEOT, PEUGEOT LCV | 398, 399, 412, 463, 464, 465, 466, 469, 470, 471, 472, 473, 474, 475, 476, 477, 478, 479, 482, 485, 515, 516, 1572, 1573, 1574, 1575, 1578, 1579, 1580, 1581, 1582, 1583, 1584, 1585, 1606, 1609, 1611, 1612, 1630, 1632, 1633, 1696 |
| 19-2196 | | | | | 35 | 65 | | | | | | 35 | | | DACIA, RENAULT, RENAULT LCV | 549, 1728, 1729, 1730, 1734, 1735, 1737, 1739, 1740, 1752, 1753, 1754, 1756, 1757, 1758, 1759, 1760, 1845, 1846, 1847, 1848, 1851, 1868, 1869, 1877, 1878, 1879 |
| 19-2197 | | | | | 78 | 108 | | | | | 31 | 41,5 | | | RENAULT, RENAULT LCV | 1732, 1733, 1742, 1743, 1744, 1745, 1746, 1747, 1748, 1749, 1750, 1773, 1774, 1777, 1778, 1844, 1845, 1867 |
| 19-2198 | | | | | 42 | 84 | | | | | | 39 | | | OPEL LCV, RENAULT, RENAULT LCV | 1547, 1548, 1742, 1743, 1750, 1879, 1880, 1881, 1882, 1883 |
| 19-2211 | | | | | 46 | 80 | | | | | | 20 | | | MERCEDES BENZ LCV | 1280, 1281 |
| 19-2212 | | | | | 25 | 73,43 | | | | | | 22 | | | MERCEDES BENZ HCV, MERCEDES BENZ LCV, VOLKSWAGEN HCV | 1267, 1268, 1269, 1270, 1271, 1272, 1273, 1274, 1275, 1276, 1277, 1278, 1279, 1282, 1283, 2417, 2418, 2419, 2420, 2421 |
| 19-2213 | | | | | 22 | 59,98 | | | | | | 16,64 | | | MERCEDES BENZ | 1142, 1154, 1155, 1156, 1157, 1158, 1178, 1179, 1182, 1183, 1184, 1185, 1186, 1187, 1229, 1230, 1231, 1232, 1257, 1265 |
| 19-2216 | | | | | 40,99 | 75 | | | | | 18 | 18 | | | MERCEDES BENZ | 1210, 1211 |
| 19-2221 | | | | | 17,46 | 50,29 | | | | | | 14,73 | | | VOLKSWAGEN | 2250, 2328, 2329, 2330 |
| 19-2222 | | | | | 34 | 64 | | | | | | 37 | | | VOLKSWAGEN, VOLKSWAGEN LCV | 2273, 2274, 2275, 2276, 2277, 2278, 2319, 2320, 2321, 2322, 2393, 2394, 2395, 2422, 2423 |
| 19-2223 | | | | | 35 | 66 | | | | | | 37 | | | SEAT, VOLKSWAGEN | 1930, 1931, 2276, 2277, 2278, 2279, 2320, 2321, 2322, 2323, 2330, 2331, 2373, 2374, 2377, 2378, 2380, 2381 |
| 19-2224 | | | | | 40 | 72 | | | | | | 37 | | | SEAT, SEAT LCV, VOLKSWAGEN, VOLKSWAGEN LCV | 1933, 1934, 1935, 1936, 1941, 1942, 1943, 1975, 1976, 1977, 1981, 1982, 2259, 2260, 2269, 2276, 2277, 2278, 2279, 2280, 2281, 2282, 2283, 2284, 2288, 2320, 2321, 2322, 2323, 2341, 2342, 2343, 2344, 2345, 2346, 2378, 2379, 2380, 2382, 2383, 2414, 2415, 2423, 2424, 2431, 2432, 2433, 2443, 2445, 2446 |
| 19-2225 | | | | | 40 | 72,1 | | | | | | 37 | | | SEAT, VOLKSWAGEN | 1977, 2269, 2281, 2282, 2284, 2285, 2343, 2345, 2346, 2415 |
| 19-2226 | | | | | 45 | 80 | | | | | | 45 | | | VOLKSWAGEN LCV | 2451, 2452, 2453, 2454, 2455, 2456 |
| 19-2228 | | | | | 35 | 68 | | | | | | 37 | | | SKODA, SKODA LCV, VOLKSWAGEN LCV | 2002, 2003, 2004, 2005, 2006, 2044, 2045, 2423 |
| 19-2230 | | | | | 26,9 | 50,2 | | | | | | 14,7 | | | VOLVO | 2466, 2467, 2468, 2469, 2473 |
| 19-2235 | | | | | 35 | 68 | | | | | | 37 | | | VOLVO | 2469, 2470, 2471, 2472 |
| 19-2238 | | | | | 35 | 66 | | | | | | 33 | | | FIAT, FIAT LCV, FORD, LANCIA | 579, 581, 619, 620, 621, 622, 638, 701, 702, 703, 704, 710, 786, 1094 |

| METELLI Ref | Spare parts | ABS | A | B | C | D | E | F | G | H | I | L | M | Fig | MARCA | PAG |
|-------------|-------------|-----|---|---|-------|-------|-----|---|---|---|------|-------|---|-----|--|---|
| 19-2239 | | | | | 37 | 72 | | | | | | 37 | | | ALFA ROMEO, CITROEN, FIAT, FIAT LCV | 46, 456, 596, 690, 691, 710, 711 |
| 19-2242 | | | | | 50 | 82 | | | | | | 21,5 | | | RENAULT HCV | 1856, 1857 |
| 19-2244 | | | | | 37 | 74 | | | | | | 37 | | | FIAT, FIAT LCV, LANCIA, OPEL, OPEL LCV, VAUXHALL LCV | 582, 583, 584, 585, 590, 591, 597, 598, 640, 641, 642, 643, 644, 650, 651, 652, 689, 691, 692, 693, 694, 695, 1078, 1439, 1440, 1441, 1556, 1557, 2241 |
| 19-2245 | | | | | 17,46 | 59,13 | | | | | | 16,76 | | | VOLKSWAGEN LCV | 2446, 2447 |
| 19-2246 | | | | | 29 | 50,29 | | | | | | 14,73 | | | VOLKSWAGEN HCV | 2415, 2416, 2417, 2422 |
| 19-2248 | | | | | 17,46 | 67,98 | | | | | | 18 | | | VOLKSWAGEN LCV | 2447, 2448, 2449, 2450 |
| 19-2249 | | | | | 22 | 67,98 | | | | | | 18 | | | VOLKSWAGEN LCV | 2447, 2448, 2449, 2450, 2451 |
| 19-2252 | | | | | 42 | 82,5 | | | | | | 37 | | | ALFA ROMEO, FIAT, FIAT LCV, LANCIA, OPEL, OPEL LCV, VAUXHALL LCV | 51, 592, 597, 598, 599, 641, 642, 643, 644, 692, 693, 694, 695, 1078, 1079, 1440, 1441, 1557, 1558, 2241, 2242 |
| 19-2254 | | | | | | | 139 | | | | | 82 | | | BMW | 334, 335, 336, 337, 338, 373 |
| 19-2262 | | | | | 17,46 | 62 | | | | | | 18 | | | FORD HCV | 845, 846, 847, 848, 849, 850, 851 |
| 19-2264 | | | | | 40 | 73 | | | | | | 55 | | | IVECO HCV | 976, 977, 979, 980, 981, 982, 983, 984, 985, 986, 987, 988, 989, 990, 991, 992, 993, 994, 995, 996, 997, 998, 999, 1000, 1001, 1002, 1003, 1004 |
| 19-2267 | | | | | 40 | 75 | | | | | | 37 | | | FORD | 721, 722, 791, 792, 793, 794, 795, 796, 797, 798 |
| 19-2268 | | | | | 43 | 80 | | | | | | 38 | | | FORD, SEAT, VOLKSWAGEN | 776, 777, 1921, 1922, 2397, 2398, 2399 |
| 19-2272 | | | | | 35 | 72 | | | | | | 33 | | | CITROEN, CITROEN LCV, FIAT, FIAT LCV, LANCIA, OPEL, OPEL LCV, PEUGEOT, PEUGEOT LCV, VAUXHALL | 462, 526, 585, 586, 588, 589, 602, 603, 604, 608, 625, 626, 627, 640, 705, 1084, 1089, 1090, 1092, 1093, 1371, 1372, 1451, 1452, 1453, 1454, 1455, 1561, 1562, 1666, 1702, 2145, 2146, 2194, 2195 |
| 19-2274 | | | | | 39 | 72 | | | | | | 37 | | | FORD, FORD LCV, MAZDA | 747, 748, 754, 755, 756, 757, 758, 759, 775, 776, 885, 1109, 1110 |
| 19-2279 | | | | | 45,2 | 77,8 | | | | | | 19,8 | | | LAND ROVER | 1095, 1096, 1103 |
| 19-2280 | | | | | 45,2 | 77,8 | | | | | 19,8 | 19,8 | | | LAND ROVER, LAND ROVER LCV | 1095, 1096, 1097, 1103, 1104, 1105 |
| 19-2282 | | | | | 44 | 82,5 | | | | | | 37 | | | LAND ROVER | 1098, 1099 |
| 19-2284 | | | | | 42 | 75 | | | | | | 37 | | | MERCEDES BENZ | 1146, 1147, 1265 |
| 19-2285 | | | | | 49 | 88 | | | | | | 46,7 | | | MERCEDES BENZ | 1217, 1218 |
| 19-2288 | | | | | 45 | 84 | | | | | | 39 | | | MERCEDES BENZ, MERCEDES BENZ LCV | 1228, 1229, 1283, 1284, 1285 |
| 19-2289 | | | | | 34 | 67 | | | | | | 37 | | | OPEL, OPEL LCV, VAUXHALL, VAUXHALL LCV | 1438, 1439, 1449, 1450, 1451, 1488, 1489, 1509, 1555, 1556, 1560, 1561, 2190, 2191, 2192, 2193, 2194, 2206, 2207, 2216, 2240, 2241, 2243, 2244 |
| 19-2291 | | | | | 40 | 84 | | | | | | 38 | | | RENAULT | 1790, 1791, 1792, 1793, 1806, 1807, 1811, 1813, 1814, 1835, 1836 |

| METELLI Ref | Spare parts | ABS | A | B | C | D | E | F | G | H | I | L | M | Fig | MARCA | PAG |
|-------------|-------------|-----|---|----|------|------|-------|---|---|---|---|-------|---|-----|--|--|
| 19-2348 | | | | | 42 | 77 | | | | | | 39 | | | RENAULT, RENAULT LCV | 1755, 1764, 1765, 1766, 1767, 1768, 1778, 1779, 1814, 1815, 1816, 1817, 1818, 1819, 1820, 1821, 1822, 1833, 1834, 1840, 1841, 1842, 1852, 1855, 1870 |
| 19-2349 | | | | | 45 | 88 | | | | | | 39 | | | NISSAN LCV, OPEL LCV, RENAULT, RENAULT LCV, VAUXHALL LCV | 1365, 1366, 1367, 1368, 1565, 1566, 1567, 1568, 1775, 1776, 1816, 1854, 1855, 1883, 1884, 1885, 1886, 1887, 1888, 2245, 2246, 2247, 2248 |
| 19-2350 | | | | | 37 | 72 | | | | | | 37 | | | DACIA, DACIA LCV, NISSAN LCV, RENAULT, RENAULT LCV | 536, 537, 538, 539, 540, 541, 542, 543, 544, 545, 546, 547, 548, 549, 552, 553, 554, 555, 1359, 1360, 1734, 1735, 1736, 1737, 1738, 1739, 1740, 1741, 1742, 1743, 1744, 1745, 1747, 1748, 1756, 1757, 1758, 1759, 1760, 1761, 1762, 1773, 1774, 1783, 1784, 1785, 1786, 1790, 1791, 1800, 1801, 1802, 1803, 1804, 1805, 1806, 1807, 1808, 1809, 1810, 1811, 1812, 1813, 1814, 1836, 1837, 1838, 1839, 1848, 1849, 1850, 1866, 1867, 1868, 1869, 1871, 1872, 1873, 1874, 1876, 1877, 1878 |
| 19-2351 | | | | | 45 | 83 | | | | | | 39 | | | MERCEDES BENZ, MERCEDES BENZ LCV, RENAULT | 1142, 1281, 1282, 1762, 1794, 1795, 1796, 1797, 1798, 1799, 1800 |
| 19-2352 | | | | | 40 | 84,1 | | | | | | 39,7 | | | RENAULT, RENAULT LCV | 1762, 1785, 1786, 1813, 1814, 1839, 1840, 1873 |
| 19-2355 | | | | | 51 | 96 | | | | | | 50 | | | AUDI, PORSCHE, VOLKSWAGEN | 242, 243, 1724, 1725, 2407, 2408 |
| 19-2356 | | | | | 29,2 | 85 | 149 | | | | | 102,5 | | | VOLKSWAGEN, VOLKSWAGEN LCV | 2407, 2440, 2441, 2442, 2443, 2456, 2457, 2458, 2459, 2460, 2461, 2462, 2463, 2464, 2465, 2466 |
| 19-2357 | | | | 36 | 30 | 136 | | | | | | 88 | | | VOLVO | 2520, 2521 |
| 19-2359 | | | | | 35 | 68 | | | | | | 50 | | | IVECO HCV | 980, 981, 982, 983, 984, 985, 986, 987, 994, 995 |
| 19-2363 | | | | | 45 | 82 | | | | | | 42 | | | FORD, FORD HCV, FORD LCV | 715, 716, 717, 718, 765, 766, 767, 768, 769, 770, 771, 772, 773, 774, 775, 783, 784, 785, 789, 790, 791, 836, 837, 838, 875, 876, 879, 880, 888, 889, 890, 891, 892 |
| 19-2364 | | | | 36 | | | 136,4 | | | | | 84 | | | AUDI, CUPRA, SEAT, SEAT LCV, SKODA, VOLKSWAGEN, VOLKSWAGEN LCV | 121, 122, 123, 124, 125, 126, 127, 128, 129, 130, 131, 132, 133, 134, 135, 136, 137, 138, 232, 233, 234, 236, 237, 238, 250, 251, 252, 253, 529, 530, 1931, 1932, 1960, 1961, 1962, 1963, 1964, 1965, 1966, 1967, 1968, 1969, 1970, 1971, 1972, 1973, 1974, 1975, 1983, 1984, 1985, 1986, 2007, 2008, 2009, 2018, 2019, 2020, 2021, 2022, 2023, 2024, 2025, 2026, 2027, 2037, 2038, 2039, 2040, 2251, 2252, 2266, 2267, 2306, 2307, 2308, 2309, 2310, 2311, 2312, 2313, 2314, 2315, 2316, 2317, 2318, 2319, 2362, 2363, 2366, 2367, 2368, 2369, 2370, 2371, 2400, 2401, 2402, 2405, 2406, 2407, 2411, 2412, 2430, 2437, 2438, 2439 |

| METELLI Ref | Spare parts | ABS | A | B | C | D | E | F | G | H | I | L | M | Fig | MARCA | PAG |
|-------------|-------------|-----|---|----|----|----|-------|---|---|---|------|-------|---|-----|--|--|
| 19-2365 | | | | | 42 | 86 | | | | | | 42 | | | JAGUAR, LAND ROVER | 1008, 1009, 1010, 1011, 1012, 1101, 1102, 1103, 1104, 1105 |
| 19-2366 | | | | | | | 131 | | | | | | | | FORD, FORD LCV | 749, 750, 751, 787, 788, 885, 886 |
| 19-2367 | | | | | | | 136 | | | | | 136 | | | FORD, FORD LCV | 715, 716, 717, 718, 783, 784, 785, 879, 880, 891, 892 |
| 19-2369 | | | | | 65 | | 130 | | | | | 113 | | | CITROEN, CITROEN LCV, PEUGEOT, PEUGEOT LCV | 401, 405, 427, 428, 435, 436, 445, 458, 509, 514, 520, 521, 1625, 1626, 1627, 1628, 1629, 1700 |
| 19-2432 | | | | | 25 | 55 | | | | | | 43 | | | MERCEDES BENZ | 1146, 1147 |
| 19-2434 | | | | | 49 | 84 | | | | | | 48 | | | MERCEDES BENZ, MERCEDES BENZ HCV, VOLKSWAGEN HCV | 1211, 1212, 1213, 1214, 1267, 1268, 1269, 1270, 1271, 1272, 1273, 1274, 1275, 1276, 1277, 1278, 1279, 2417, 2418, 2419, 2420, 2421 |
| 19-2435 | | | | | 50 | 90 | | | | | | 24,75 | | | MERCEDES BENZ HCV, VOLKSWAGEN HCV | 1275, 1276, 1277, 1278, 1279, 1280, 2419, 2420, 2421 |
| 19-2436 | | | | | 27 | 53 | | | | | | 43 | | | OPEL, OPEL LCV, VAUXHALL, VAUXHALL LCV | 1449, 1450, 1451, 1509, 1560, 1561, 2192, 2193, 2194, 2216, 2243, 2244 |
| 19-2437 | | | | | | | 123 | | | | | | | | OPEL, OPEL LCV, VAUXHALL, VAUXHALL LCV | 1449, 1450, 1451, 1509, 1510, 1560, 1561, 2192, 2193, 2194, 2216, 2243, 2244 |
| 19-2438 | | | | 29 | | | 140 | | | | | 146 | | | OPEL, OPEL LCV, SAAB, VAUXHALL | 1395, 1396, 1398, 1401, 1402, 1405, 1406, 1408, 1409, 1410, 1439, 1488, 1489, 1512, 1515, 1516, 1517, 1518, 1519, 1520, 1521, 1522, 1530, 1531, 1532, 1551, 1556, 1902, 1903, 1904, 1914, 1915, 1916, 1917, 1918, 1919, 1920, 1921, 2157, 2158, 2188, 2189, 2217, 2218, 2219, 2220 |
| 19-2439 | | | | | | | 140 | | | | | 84 | | | OPEL | 1395, 1398, 1401, 1402, 1405, 1409, 1530, 1531, 1532 |
| 19-2440 | | | | | 25 | 52 | | | | | | 42 | | | OPEL | 1373 |
| 19-2447 | | 44 | | | 25 | | 132,7 | | | | | 80 | | | RENAULT | 1811, 1812, 1813, 1814, 1839 |
| 19-2448 | | 44 | | | 30 | | 133 | | | | | 75 | | | RENAULT | 1754, 1774, 1775 |
| 19-2449 | | 96 | | | 25 | | 132,8 | | | | | 73,5 | | | RENAULT, RENAULT LCV | 1783, 1784, 1785, 1786, 1871, 1872, 1873, 1874 |
| 19-2455 | | | | | 30 | | 136 | | | | | 67 | | | MG, ROVER | 1287, 1288, 1289, 1888, 1889, 1890, 1891, 1892, 1893, 1894, 1895, 1896, 1897, 1898, 1899, 1901 |
| 19-2456 | | 88 | | 26 | 30 | | 135,9 | | | | | 68 | | | MG, ROVER | 1287, 1288, 1289, 1888, 1889, 1890, 1891, 1893, 1894, 1895, 1896, 1897, 1898, 1899, 1901 |
| 19-2465 | | 43 | | | 30 | | 119,8 | | | | | 63,5 | | | SEAT LCV, VOLKSWAGEN, VOLKSWAGEN LCV | 1981, 1982, 2260, 2423, 2424 |
| 19-2466 | | | | | 30 | | 140 | | | | | 72 | | | VOLVO | 2479, 2480, 2495, 2496, 2497 |
| 19-2467 | | | | | | | 136 | | | | | 90,6 | | | VOLVO | 2482, 2483, 2484, 2490, 2491, 2492, 2510, 2511, 2512 |
| 19-2479 | | | | | 20 | 52 | | | | | 16,3 | 15 | | | CHEVROLET, DAEWOO | 391, 392, 395, 396, 560 |

| METELLI Ref | Spare parts | ABS | A | B | C | D | E | F | G | H | I | L | M | Fig | MARCA | PAG |
|-------------|-------------|-----|---|----|------|----|-------|---|---|---|---|------|---|-----|---|--|
| 19-2703 | | 96 | | | 32 | | 130 | | | | | 69,6 | | | AUDI, SEAT | 146, 147, 148, 149, 150, 151, 152, 153, 154, 155, 156, 157, 158, 159, 1938, 1939, 1940 |
| 19-2704 | | | | | | | 136,9 | | | | | | | | AUDI, SEAT, SKODA, VOLKSWAGEN, VOLKSWAGEN LCV | 113, 114, 115, 116, 118, 119, 120, 121, 234, 235, 236, 237, 248, 249, 250, 251, 252, 253, 1922, 1923, 1924, 1925, 1926, 1927, 1928, 1929, 1957, 1958, 1959, 1960, 1974, 1975, 1978, 1979, 2007, 2008, 2012, 2013, 2014, 2015, 2016, 2017, 2018, 2034, 2035, 2036, 2037, 2038, 2039, 2040, 2041, 2042, 2251, 2252, 2253, 2267, 2268, 2270, 2271, 2272, 2291, 2292, 2293, 2294, 2295, 2296, 2297, 2298, 2299, 2300, 2301, 2302, 2303, 2305, 2306, 2323, 2324, 2325, 2326, 2327, 2328, 2356, 2357, 2358, 2359, 2360, 2361, 2362, 2363, 2364, 2365, 2366, 2367, 2368, 2369, 2370, 2371, 2395, 2396, 2397, 2399, 2400, 2403, 2404, 2405, 2406, 2409, 2410, 2411, 2412, 2413, 2436, 2437 |
| 19-2705 | | | | 30 | | | 136,5 | | | | | | | | AUDI, SEAT, SEAT LCV, SKODA, VOLKSWAGEN, VOLKSWAGEN LCV | 113, 114, 115, 116, 117, 118, 119, 120, 121, 122, 123, 124, 125, 126, 127, 128, 129, 130, 131, 132, 133, 134, 135, 136, 232, 233, 234, 1924, 1925, 1926, 1927, 1928, 1929, 1931, 1932, 1957, 1958, 1959, 1960, 1961, 1962, 1963, 1964, 1965, 1966, 1967, 1968, 1969, 1970, 1971, 1972, 1983, 1984, 1985, 1986, 2007, 2018, 2019, 2020, 2021, 2022, 2023, 2024, 2025, 2252, 2253, 2291, 2292, 2293, 2294, 2295, 2296, 2297, 2298, 2300, 2301, 2302, 2303, 2304, 2305, 2306, 2307, 2308, 2309, 2310, 2311, 2312, 2313, 2314, 2315, 2316, 2317, 2325, 2326, 2327, 2328, 2400, 2401, 2437, 2438, 2439 |
| 19-2706 | | | | 40 | 45 | | | | | | | 41 | | | BMW | 334, 335, 336, 337, 338, 339, 340, 341, 342, 343 |
| 19-2707 | | | | | 44,7 | 80 | 126,3 | | | | | 41 | | | BMW | 343, 344, 345, 346, 347, 348, 349, 352, 353, 354, 361, 362 |
| 19-2709 | | | | | 42 | 75 | | | | | | 60 | | | CITROEN HCV, FIAT HCV, PEUGEOT HCV | 489, 490, 491, 492, 493, 494, 495, 496, 497, 498, 499, 500, 501, 663, 664, 665, 666, 667, 668, 669, 670, 671, 672, 673, 674, 675, 676, 677, 678, 679, 680, 681, 1676, 1677, 1678, 1679, 1680, 1681, 1682, 1683, 1684, 1685, 1686, 1687, 1688, 1689 |
| 19-2712 | | 29 | | | 32 | | 129,2 | | | | | 59,2 | | | CITROEN, CITROEN LCV, PEUGEOT, PEUGEOT LCV | 399, 400, 401, 402, 403, 480, 481, 482, 508, 509, 510, 511, 1669, 1670, 1671, 1713, 1714, 1715, 1716 |
| 19-2714 | | | | | | | 136 | | | | | 97,5 | | | FORD, JAGUAR | 798, 799, 800, 801, 802, 803, 1006, 1007, 1008 |
| 19-2715 | | | | | | | 188 | | | | | | | | FORD HCV | 851, 852, 853, 854, 855, 856, 857, 858, 859, 860, 861, 862, 863, 864, 866, 867, 868, 869, 870, 871, 872 |

| METELLI Ref | Spare parts | ABS | A | B | C | D | E | F | G | H | I | L | M | Fig | MARCA | PAG |
|-------------|-------------|-----|---|----|-------|----|--------|---|---|---|----|-------|---|-----|--|---|
| 19-2780 | | | | | | | 136 | | | | | 84 | | | AUDI, CUPRA, SEAT, SEAT LCV, SKODA, VOLKSWAGEN, VOLKSWAGEN LCV | 113, 114, 115, 116, 117, 118, 119, 120, 121, 122, 123, 124, 125, 126, 127, 128, 129, 130, 131, 132, 133, 134, 135, 136, 137, 233, 234, 236, 237, 238, 250, 251, 252, 253, 530, 1924, 1925, 1926, 1927, 1928, 1929, 1930, 1931, 1932, 1957, 1958, 1959, 1960, 1961, 1962, 1963, 1964, 1965, 1966, 1967, 1968, 1969, 1970, 1971, 1972, 1974, 1975, 1978, 1979, 1980, 1983, 1984, 1985, 1986, 1987, 2007, 2008, 2009, 2012, 2013, 2014, 2015, 2016, 2017, 2018, 2019, 2020, 2021, 2022, 2023, 2024, 2025, 2037, 2038, 2039, 2040, 2041, 2042, 2252, 2261, 2262, 2263, 2291, 2292, 2293, 2294, 2295, 2296, 2297, 2298, 2300, 2301, 2302, 2303, 2306, 2307, 2308, 2309, 2310, 2311, 2312, 2313, 2314, 2315, 2316, 2317, 2318, 2367, 2368, 2369, 2370, 2371, 2400, 2401, 2402, 2403, 2405, 2406, 2407, 2424, 2425, 2426, 2427, 2434, 2435, 2436, 2437, 2438, 2439, 2440 |
| 19-2781 | | 48 | | | 50,95 | 96 | | | | | | 50,5 | | | LAND ROVER | 1104 |
| 19-2782 | | | | | 54 | 90 | | | | | | 50 | | | MERCEDES BENZ | 1214, 1218, 1219, 1220 |
| 19-2784 | | | | | | | 135 | | | | | | | | ALFA ROMEO | 53, 54, 55, 56, 69, 70, 78, 79 |
| 19-2785 | | | | | 43 | 85 | 132,85 | | | | 29 | 40,25 | | | AUDI | 202, 203, 204, 205, 206, 207, 208, 244, 245 |
| 19-2786 | | | | | | | 144 | | | | | | | | BMW | 362, 363, 364, 365, 366, 367, 368, 369 |
| 19-2787 | | | | | 34 | 64 | | | | | | 37 | | | CHEVROLET, DAEWOO | 373, 374, 375, 376, 396, 557, 558, 559 |
| 19-2788 | | | | | | | 151 | | | | | 87,5 | | | CHEVROLET, OPEL, VAUXHALL | 378, 379, 380, 1374, 1375, 1376, 2147, 2148 |
| 19-2799 | | | | | 37 | 72 | | | | | | 37 | | | DACIA, RENAULT | 536, 537, 538, 539, 540, 1800, 1801 |
| 19-2800 | | | | | 43 | 80 | | | | | | 40 | | | CHRYSLER, CITROEN, CITROEN LCV, DODGE, JEEP, LANCIA, MITSUBISHI, MITSUBISHI LCV, PEUGEOT | 397, 398, 410, 432, 433, 515, 570, 571, 572, 1012, 1013, 1014, 1015, 1079, 1302, 1303, 1314, 1315, 1316, 1317, 1321, 1634, 1635 |
| 19-2802 | | | | | | | 137 | | | | | 102 | | | FIAT, FIAT LCV, OPEL, SAAB, SUZUKI, VAUXHALL | 595, 689, 1507, 1508, 1522, 1523, 1524, 1525, 1526, 1527, 1528, 1529, 1530, 1904, 1905, 1906, 1907, 1908, 1909, 1910, 1911, 1912, 1913, 1914, 2084, 2214, 2215, 2216, 2220, 2221, 2222, 2223, 2224, 2225, 2226 |
| 19-2803 | | | | | 45 | 86 | | | | | | 44 | | | CITROEN, CITROEN LCV, FIAT, FIAT LCV, OPEL, OPEL LCV, PEUGEOT, PEUGEOT LCV, TOYOTA LCV, VAUXHALL, VAUXHALL LCV | 460, 461, 462, 524, 525, 526, 527, 528, 636, 637, 708, 709, 710, 1536, 1537, 1569, 1570, 1667, 1668, 1705, 1706, 1707, 1708, 1709, 1720, 2141, 2142, 2143, 2144, 2226, 2227, 2248, 2249 |
| 19-2805 | | | | | 45 | 84 | | | | | | 39 | | | FIAT, SUZUKI | 637, 2078, 2079, 2080, 2081, 2082, 2083, 2084 |
| 19-2806 | | | | | 31 | 82 | 109,5 | | | | | 87 | | | FORD, LAND ROVER | 777, 778, 779, 816, 817, 1099, 1100 |
| 19-2807 | | | | 40 | | 82 | 136,5 | | | | | 92 | | | FORD | 761, 803, 804, 805, 806, 807, 808, 809, 810, 811, 812 |

| METELLI Ref | Spare parts | ABS | A | B | C | D | E | F | G | H | I | L | M | Fig | MARCA | PAG |
|-------------|-------------|-----|---|----|------|-------|-------|---|---|---|---|-------|---|-----|--|--|
| 19-2808 | | | | | 39 | 74 | | | | | | 40 | | | FORD | 803, 804, 805, 806, 807, 808, 809, 810, 811, 812 |
| 19-2809 | | | | | 39 | 74 | | | | | | 39 | | | FORD, FORD HCV | 835, 836, 875 |
| 19-2810 | | | | | 45 | 78 | 110 | | | | | 57 | | | FORD HCV | 860, 861, 862, 863, 864, 865, 866, 867, 868, 869, 870, 871, 872 |
| 19-2811 | | | | | 49 | 88 | 120 | | | | | 40 | | | FORD HCV | 860, 861, 862, 863, 864, 865, 866, 867, 868, 869, 870, 871, 872 |
| 19-2816 | | | | 27 | 30 | 165 | | | | | | 90 | | | JEEP | 1013, 1014 |
| 19-2827 | | | | | 22 | 50 | | | | | | 18,5 | | | MERCEDES BENZ | 1159, 1160, 1161, 1162, 1163, 1164, 1165, 1166, 1167, 1168, 1169, 1170, 1171, 1172, 1173, 1174, 1177, 1178, 1198, 1199, 1200, 1201, 1202, 1203, 1230, 1231, 1232, 1233, 1234, 1256, 1257, 1258, 1259 |
| 19-2828 | | | | | 40 | 67,93 | | | | | | 20,13 | | | MERCEDES BENZ | 1187, 1188, 1189, 1190, 1191, 1192, 1193, 1194, 1195, 1196, 1197, 1198, 1203, 1204, 1205, 1206, 1207, 1234, 1235, 1236, 1237, 1238, 1239, 1240, 1254, 1255 |
| 19-2830 | | | | | 45 | 84 | | | | | | 39 | | | MERCEDES BENZ | 1147, 1148, 1149, 1151, 1152 |
| 19-2834 | | | | 30 | | | 134 | | | | | 70 | | | MINI, MINI LCV | 1291, 1292, 1293, 1294, 1295, 1296, 1297, 1298, 1299, 1300, 1302 |
| 19-2837 | | | | 30 | | | 137 | | | | | 85 | | | OPEL, OPEL LCV, VAUXHALL, VAUXHALL LCV | 1413, 1414, 1418, 1419, 1423, 1424, 1534, 1553, 1570, 2165, 2167, 2168, 2169, 2229, 2240 |
| 19-2839 | | | | 33 | | | 136,5 | | | | | 85 | | | NISSAN, OPEL, OPEL LCV, VAUXHALL, VAUXHALL LCV | 1330, 1412, 1413, 1414, 1417, 1418, 1422, 1423, 1425, 1530, 1531, 1532, 1533, 1534, 1552, 1570, 2164, 2165, 2166, 2167, 2168, 2169, 2228, 2239 |
| 19-2846 | | | | | 42 | 75 | | | | | | 37 | | | SAAB | 1916, 1917, 1918, 1919, 1920 |
| 19-2847 | | 44 | | | 28 | | 134 | | | | | 47 | | | SMART | 2047, 2048, 2050, 2051, 2056 |
| 19-2849 | | | | | | 75 | 137 | | | | | 76 | | | MITSUBISHI, SMART | 1306, 1307, 2049 |
| 19-2850 | | | | | | 78 | 131 | | | | | 92 | | | VOLVO | 2475, 2476, 2478, 2479, 2480, 2481, 2482, 2501, 2502, 2503, 2504 |
| 19-2852 | | | | 40 | | 82 | 136,5 | | | | | 92 | | | VOLVO, VOLVO LCV | 2485, 2486, 2487, 2488, 2492, 2493, 2494, 2495, 2504, 2505, 2506, 2507, 2508, 2513, 2514, 2515, 2516, 2517, 2518, 2519, 2520, 2522 |
| 19-2853 | | | | | 17,5 | 50,3 | | | | | | 14,6 | | | VOLKSWAGEN | 2249, 2250, 2328, 2329, 2330 |
| 19-2858 | | | | 38 | | | 136 | | | | | 83,5 | | | CHEVROLET, OPEL, OPEL LCV, VAUXHALL | 383, 384, 385, 1425, 1426, 1427, 1428, 1429, 1430, 1431, 1432, 1433, 1434, 1435, 1436, 1553, 1554, 2169, 2170, 2171, 2172, 2173, 2174, 2175, 2176, 2177, 2178 |
| 19-2859 | | | | | | | 146 | | | | | 87,5 | | | CHEVROLET, OPEL, OPEL LCV, VAUXHALL | 383, 384, 385, 386, 387, 388, 394, 395, 1426, 1427, 1428, 1429, 1430, 1431, 1432, 1433, 1434, 1435, 1436, 1437, 1438, 1534, 1535, 1536, 1553, 1554, 2169, 2170, 2171, 2172, 2173, 2174, 2175, 2176, 2177, 2178, 2182, 2229, 2230 |

| METELLI Ref | Spare parts | ABS | A | B | C | D | E | F | G | H | I | L | M | Fig | MARCA | PAG |
|-------------|-------------|-----|---|----|----|------|-----|---|---|---|------|-------|---|-----|--|--|
| 19-2860 | | | | | 38 | 73,4 | | | | | 19,6 | 19,8 | | | FORD LCV, MAZDA LCV | 894, 1134, 1135, 1136, 1137 |
| 19-2861 | | | | | 47 | 88 | | | | | | 56 | | | FORD LCV, MAZDA LCV | 894, 895, 1135, 1136 |
| 19-2869 | | | | | | | | | | | | | | | RENAULT | 1762, 1794, 1795, 1796, 1797, 1798, 1799, 1800 |
| 19-2872 | | | | | 42 | 80 | | | | | | 39 | | | DACIA, DACIA LCV, RENAULT, RENAULT LCV | 530, 531, 532, 533, 534, 535, 536, 550, 551, 552, 1755, 1772, 1773, 1776, 1777, 1780, 1781, 1789, 1822, 1823, 1824, 1825, 1826, 1827, 1828, 1829, 1830, 1831, 1842, 1843, 1877 |
| 19-2873 | | | | | 45 | 83 | | | | | | 39 | | | RENAULT | 1780, 1781, 1823, 1824, 1825, 1826, 1828, 1843 |
| 19-2874 | | | | | 45 | 80 | | | | | | 60 | | | NISSAN LCV, OPEL HCV, RENAULT HCV, VAUXHALL HCV | 1361, 1362, 1363, 1364, 1542, 1543, 1544, 1545, 1546, 1861, 1862, 1863, 1864, 1865, 2233, 2234, 2235, 2236, 2237 |
| 19-2876 | | | | | | 68 | 134 | | | | | 60,5 | | | SMART | 2052, 2053, 2054 |
| 19-2877 | | | | | | 72 | | | | | | | | | SKODA | 1995, 1996, 1997, 1998, 1999, 2000 |
| 19-2881 | | | | 36 | | 82 | 135 | | | | | | | | ALFA ROMEO | 53, 54, 55, 56, 69, 70, 79 |
| 19-2882 | | | | 36 | | | 131 | | | | | 96 | | | AUDI | 202, 203, 204, 206, 207, 208 |
| 19-2883 | | | | | 32 | | 142 | | | | | 70 | | | AUDI | 160, 161, 162, 163, 164, 165, 166, 167, 168, 170, 171, 172, 173, 174, 175, 176, 177, 178, 179, 180, 181, 182, 183, 184, 185, 186, 209, 210 |
| 19-2888 | | | | | 45 | 85 | | | | | | 41 | | | BMW | 256, 258, 259, 260, 261, 291, 292, 293, 294, 295, 296, 297, 298, 299, 300, 301, 302, 303, 304, 305, 306, 307, 308, 309 |
| 19-2889 | | | | | 51 | 100 | 139 | | | | 50 | 46,5 | | | BMW | 362, 363, 364, 365, 366, 367, 368, 369 |
| 19-2897 | | | | 30 | | | 151 | | | | | 102,5 | | | CHEVROLET, OPEL, VAUXHALL | 378, 379, 380, 381, 1374, 1375, 1376, 2147, 2148 |
| 19-2906 | | 48 | | | 30 | | 120 | | | | | 70 | | | CITROEN, CITROEN LCV, FIAT, FIAT LCV, PEUGEOT, PEUGEOT LCV | 459, 460, 522, 523, 634, 635, 707, 708, 1664, 1665, 1666, 1667, 1702, 1703, 1704, 1705 |
| 19-2907 | | | | | 30 | 62 | | | | | | 48 | | | CITROEN, CITROEN LCV, DS, OPEL, PEUGEOT, PEUGEOT LCV, VAUXHALL | 410, 411, 416, 417, 418, 419, 420, 421, 422, 423, 424, 425, 428, 429, 430, 446, 447, 448, 449, 450, 451, 452, 453, 517, 518, 519, 572, 573, 574, 575, 1455, 1456, 1457, 1576, 1577, 1578, 1590, 1591, 1592, 1593, 1594, 1595, 1596, 1597, 1598, 1599, 1603, 1604, 1615, 1616, 1617, 1618, 1619, 1620, 1697, 1698, 1699, 2196, 2197 |
| 19-2908 | | | | | | | 135 | | | | | 89,6 | | | CITROEN, PEUGEOT, TOYOTA, TOYOTA LCV | 411, 412, 1575, 1576, 2097, 2098, 2136 |
| 19-2913 | | | | | 30 | 117 | | | | | | 64 | | | FIAT, FIAT LCV | 638, 710 |
| 19-2914 | | | | | 30 | | 120 | | | | | 63,8 | | | ABARTH, FIAT, FIAT LCV | 37, 38, 600, 601, 602, 627, 628, 629, 630, 631, 699, 700, 704, 706 |
| 19-2916 | | | | | | | 137 | | | | | 139,5 | | | CITROEN, CITROEN LCV, FIAT, FIAT LCV, PEUGEOT, PEUGEOT LCV | 460, 461, 524, 525, 636, 708, 709, 710, 1667, 1668, 1705, 1706, 1707 |
| 19-2918 | | | | | | | 140 | | | | | 96 | | | FIAT, SUZUKI | 637, 2080 |

| METELLI Ref | Spare parts | ABS | A | B | C | D | E | F | G | H | I | L | M | Fig | MARCA | PAG |
|-------------|-------------|-----|---|----|----|----|-------|---|---|---|----|-------|---|-----|------------------------------------|--|
| 19-2919 | | | | | 30 | 46 | | | | | | 27 | | | FIAT LCV | 695, 696, 697, 698 |
| 19-2920 | | | | 26 | | | 136 | | | | | 108,5 | | | FORD | 777, 778, 779, 816, 817, 818 |
| 19-2921 | | | | | | | 136 | | | | | 108,5 | | | FORD | 803, 804, 805, 806, 807, 808, 809, 810, 811, 812 |
| 19-2922 | | | | | | | 136 | | | | | 120,4 | | | FORD, FORD LCV | 714, 715, 753, 754, 759, 760, 761, 762, 763, 764, 765, 887, 888 |
| 19-2924 | | | | | | | 136 | | | | | | | | FORD, FORD HCV | 835, 836, 875 |
| 19-2925 | | | | | 37 | | 136 | | | | | 85 | | | FORD, FORD HCV | 835, 836, 875 |
| 19-2926 | | | | | 37 | | 193 | | | | | 90 | | | FORD HCV | 860, 861, 862, 863, 864, 865, 866, 867, 868, 869, 870, 871, 872 |
| 19-2927 | | | | | 37 | 96 | 193 | | | | | 90 | | | FORD HCV | 860, 861, 862, 863, 864, 865, 866, 867, 868, 869, 870, 871, 872 |
| 19-2938 | | | | | 50 | 89 | | | | | | 51 | | | LAND ROVER, LAND ROVER LCV | 1097, 1098, 1100, 1101, 1106 |
| 19-2940 | | | | | 49 | 91 | 126 | | | | 50 | 38,5 | | | MERCEDES BENZ | 1187, 1188, 1189, 1190, 1191, 1192, 1193, 1194, 1195, 1196, 1197, 1198, 1203, 1204, 1205, 1206, 1207, 1216, 1217, 1225, 1226, 1227, 1228, 1234, 1235, 1236, 1237, 1238, 1239, 1240, 1255, 1256, 1259 |
| 19-2942 | | | | | 49 | 93 | 126 | | | | | 42 | | | MERCEDES BENZ | 1166, 1167, 1168, 1169, 1170, 1171, 1172, 1173, 1174, 1198, 1199, 1200, 1201, 1202, 1203, 1254, 1255, 1256, 1257, 1258, 1259 |
| 19-2943 | | | | | 25 | 55 | | | | | | 53,5 | | | MERCEDES BENZ | 1146, 1147 |
| 19-2944 | | | | 33 | | | 143 | | | | | 94,9 | | | MERCEDES BENZ | 1147, 1148, 1149, 1151, 1152 |
| 19-2947 | | | | | 50 | 92 | | | | | | 51,4 | | | MERCEDES BENZ, MERCEDES BENZ LCV | 1266, 1267, 1285, 1286, 1287 |
| 19-2948 | | | | 28 | | | 137 | | | | | 87,5 | | | MINI, MINI LCV | 1293, 1294, 1295, 1296, 1297, 1298, 1299, 1300, 1302 |
| 19-2950 | | | | | 30 | | 120 | | | | | 63,8 | | | OPEL, OPEL LCV, VAUXHALL | 1371, 1372, 1451, 1452, 1453, 1454, 1455, 1561, 1562, 2145, 2194, 2195, 2196 |
| 19-2951 | | | | | 30 | | 130 | | | | | 63,5 | | | OPEL, OPEL LCV, VAUXHALL | 1451, 1452, 1453, 1454, 1455, 1562, 2194, 2195, 2196 |
| 19-2963 | | | | | 42 | | 143,2 | | | | | 94 | | | CITROEN HCV, FIAT HCV, PEUGEOT HCV | 502, 503, 504, 505, 506, 507, 681, 682, 683, 684, 685, 686, 687, 688, 689, 1690, 1691, 1692, 1693, 1694, 1695 |
| 19-2965 | | | | | | | 134 | | | | | 73 | | | SMART | 2047, 2048, 2050, 2051, 2056 |
| 19-2966 | | | | 33 | | | 134 | | | | | 72,9 | | | SMART | 2052, 2053, 2054 |
| 19-2970 | | | | 36 | | | 136 | | | | | 126,4 | | | VOLVO | 2475, 2476, 2477, 2480, 2481, 2482, 2501, 2502, 2503 |
| 19-2971 | | | | | 28 | | 120 | | | | | 61,5 | | | VOLKSWAGEN | 2330, 2331, 2332 |
| 19-2974 | | | | 33 | 30 | | 117 | | | | | 62 | | | ABARTH, FORD | 36, 37, 786 |
| 19-2975 | | | | | 36 | | 139,3 | | | | | | | | CHEVROLET, DAEWOO | 388, 389, 390, 392, 393, 557, 558, 563, 564 |
| 19-2976 | | | | 20 | | | 139 | | | | | 88 | | | CHEVROLET, DAEWOO | 388, 389, 557, 560, 565 |

| METELLI Ref | Spare parts | ABS | A | B | C | D | E | F | G | H | I | L | M | Fig | MARCA | PAG |
|-------------|-------------|-----|---|---|-------|-------|-------|---|---|---|------|-------|---|-----|-------------------------------------|---|
| 19-7065 | | | | | 45,2 | 73,4 | | | | | 19,6 | 19,8 | | | HYUNDAI, MITSUBISHI, MITSUBISHI LCV | 927, 962, 1317, 1318, 1319, 1321, 1322, 1323, 1324 |
| 19-7068 | | | | | 38,17 | 65 | | | | | | 21,12 | | | HYUNDAI, MITSUBISHI | 916, 917, 922, 950, 953, 954, 1304, 1305, 1307, 1311, 1312, 1313, 1316, 1320, 1321 |
| 19-7071 | | | | | 40 | 74 | | | | | 34 | 36 | | | MITSUBISHI, PROTON | 1303, 1304, 1305, 1306, 1313, 1314, 1319, 1726, 1727, 1728 |
| 19-7077 | | | | | 40 | 76 | | | | | 38 | 41 | | | HONDA, MG, ROVER | 897, 898, 915, 1287, 1288, 1888, 1889, 1890, 1891, 1892, 1893, 1894, 1895, 1896, 1897, 1898, 1901, 1902 |
| 19-7084 | | | | | 43 | 79 | | | | | 38 | 41 | | | HONDA | 902, 903, 904, 905, 906, 912, 913 |
| 19-7086 | | | | | 41 | 68 | | | | | 17,5 | 18 | | | SUZUKI | 2075, 2076 |
| 19-7090 | | | | | 41 | 68 | | | | | | 40 | | | SUZUKI | 2082, 2083, 2086 |
| 19-7094 | | | | | 25 | 62 | | | | | | 17 | | | DAIHATSU | 568, 569 |
| 19-7095 | | | | | 38 | 70 | | | | | | 38 | | | DAIHATSU | 565, 566, 567, 568, 569, 570 |
| 19-7105 | | | | | 42 | 72 | | | | | | 38 | | | SUBARU | 2056, 2057, 2058, 2059, 2060, 2061, 2062, 2063, 2064, 2065, 2066, 2067, 2069 |
| 19-7112 | | | | | 45,2 | 82 | | | | | 21,5 | 21,5 | | | TOYOTA, TOYOTA LCV | 2119, 2120, 2140 |
| 19-7118 | | | | | 39 | 74 | | | | | | 39 | | | CHEVROLET, DAEWOO | 389, 390, 392, 393, 394, 395, 558, 559, 563, 564 |
| 19-7121 | | | | | 38 | 71 | | | | | | 39 | | | TOYOTA, TOYOTA LCV | 2118, 2122, 2123, 2130, 2131, 2132, 2145 |
| 19-7122 | | | | | 38 | 63 | | | | | 17 | 17 | | | KIA, MAZDA | 1035, 1038, 1039, 1108, 1109, 1130 |
| 19-7123 | | | | | 40 | 74 | | | | | | 42 | | | TOYOTA | 2091, 2092, 2093, 2094, 2098, 2105, 2113, 2114, 2115, 2116, 2117, 2121, 2122, 2130 |
| 19-7506 | | | | | 40 | 80 | | | | | | 19,75 | | | NISSAN, NISSAN LCV | 1351, 1352, 1365, 1369, 1370 |
| 19-7539 | | | | | 35 | 72 | | | | | | 26 | | | TOYOTA, TOYOTA LCV | 2101, 2103, 2104, 2106, 2117, 2118, 2141 |
| 19-7554 | | | | | 28 | | 117,7 | | | | | 52 | | | TOYOTA | 2107, 2108, 2109, 2110, 2111, 2112, 2113 |
| 19-7561 | | | | | 17,46 | 50,29 | | | | | | 14,73 | | | KIA, MAZDA | 1038, 1039, 1126, 1127 |
| 19-7598 | | 50 | | | 30 | | 136 | | | | | 68 | | | HONDA | 902, 903, 904, 905, 912 |
| 19-7604 | | | | | 35 | 72 | | | | | | 17 | | | HONDA, SUZUKI, SUZUKI LCV | 900, 2075, 2076, 2086 |
| 19-7608 | | | | | 20 | 52 | | | | | | 15 | | | DAEWOO, SUZUKI | 565, 2070, 2071, 2077 |
| 19-7610 | | | | | 35 | 72 | | | | | 17 | 22 | | | SUZUKI | 2073, 2074, 2075, 2076 |
| 19-7611 | | | | | 35 | 80 | | | | | 21 | 26 | | | SUZUKI | 2082, 2083, 2086 |
| 19-7622 | | | | | 38 | 65 | | | | | 48 | 52 | | | SUBARU | 2056, 2057, 2058, 2059, 2060, 2061, 2062, 2063, 2064, 2065, 2066 |
| 19-7624 | | | | | 28 | 52 | | | | | | 18,5 | | | HYUNDAI | 950, 953, 954 |
| 19-7625 | | | | | 28 | | 139 | | | | | 64,5 | | | HYUNDAI | 916, 917 |
| 19-7641 | | | | | | | 135 | | | | | 91,5 | | | TOYOTA | 2118, 2130, 2131, 2132 |
| 19-7642 | | | | | | | 135 | | | | | 100,5 | | | TOYOTA | 2130, 2131, 2132 |
| 19-7652 | | | | | 38 | 73 | | | | | | 40 | | | HONDA | 901, 909, 914 |

| METELLI Ref | Spare parts | ABS | A | B | C | D | E | F | G | H | I | L | M | Fig | MARCA | PAG |
|-------------|-------------|-----|---|----|-------|-------|-------|---|---|---|------|-------|---|-----|------------------------------|---|
| 19-7653 | | | | 30 | | | 139,2 | | | | | 87,8 | | | HYUNDAI, KIA | 929, 949, 955, 956, 957, 958, 1045, 1046, 1047 |
| 19-7657 | | | | | 38 | 70 | | | | | | 38 | | | DAIHATSU, TOYOTA | 565, 566, 567, 568, 569, 570, 2128 |
| 19-7665 | | | | | 45 | 84 | | | | | 42 | 40 | | | HONDA | 907, 909, 912, 913 |
| 19-7666 | | | | | 43 | 78 | | | | | | 44 | | | HONDA | 907, 908 |
| 19-7668 | | | | | 48 | 86 | | | | | 40 | 42 | | | HONDA | 900, 901, 907, 908, 909, 913 |
| 19-7669 | | | | | 45 | 84 | | | | | 40 | 42 | | | HONDA | 898, 899, 906, 909, 915, 916 |
| 19-7671 | | | | | 45,24 | 73,43 | | | | | | 19,55 | | | HYUNDAI | 930, 931 |
| 19-7674 | | | | | 38 | 70 | | | | | | 37 | | | HYUNDAI, KIA | 917, 918, 919, 920, 922, 923, 927, 928, 931, 932, 950, 951, 952, 962, 1034, 1035, 1039, 1040 |
| 19-7676 | | | | | 39 | 74 | | | | | | 36 | | | HYUNDAI, KIA | 923, 924, 925, 926, 952, 953, 1025, 1026 |
| 19-7677 | | | | | 45 | 84 | | | | | 40,9 | 41 | | | HYUNDAI, KIA | 942, 943, 944, 945, 946, 947, 948, 949, 955, 956, 958, 959, 960, 962, 963, 964, 967, 1016, 1017, 1018, 1029, 1030, 1031, 1032, 1049, 1050, 1051, 1052 |
| 19-7678 | | | | | 42 | 78 | | | | | | 40 | | | HYUNDAI, KIA, KIA LCV | 926, 927, 935, 936, 937, 938, 945, 967, 1020, 1021, 1022, 1026, 1027, 1028, 1029, 1035, 1036, 1037, 1047, 1048, 1055, 1056, 1058 |
| 19-7684 | | | | | 38 | 73,4 | | | | | 19,6 | 19,8 | | | KIA | 1048, 1049 |
| 19-7686 | | | | | 42 | 76 | | | | | | 39 | | | KIA | 1019, 1020, 1044, 1045 |
| 19-7692 | | | | | | 78 | 138 | | | | | 90,5 | | | MAZDA | 1112, 1113, 1114 |
| 19-7694 | | | | | 42 | 80 | | | | | | 45 | | | MAZDA | 1112, 1113, 1114, 1122 |
| 19-7695 | | | | | 45 | 84 | | | | | | 45 | | | LEXUS, TOYOTA | 1106, 1107, 1108, 2092, 2093, 2094, 2099, 2100, 2101, 2116, 2117, 2119, 2122 |
| 19-7706 | | | | | 40 | 74 | | | | | | 36 | | | NISSAN | 1325, 1326, 1327, 1328, 1333 |
| 19-7707 | | | | | 43 | 76 | | | | | | 43 | | | NISSAN | 1328, 1329, 1333, 1342, 1343, 1344, 1345, 1352, 1353 |
| 19-7709 | | | | | | | 136 | | | | | 75,25 | | | NISSAN, RENAULT | 1330, 1331, 1332, 1339, 1346, 1347, 1354, 1355, 1789 |
| 19-7711 | | | | | 41 | 77,8 | | | | | 19,8 | 19,8 | | | FORD, NISSAN, NISSAN LCV | 791, 1337, 1351, 1352, 1365, 1368 |
| 19-7723 | | | | | | | | | | | | | | | OPEL | 1373 |
| 19-7729 | | | | | 43 | 82 | | | | | | 45 | | | LEXUS, TOYOTA | 1107, 1108, 2097, 2098, 2099, 2121, 2122, 2124 |
| 19-7730 | | | | | 40 | 75 | | | | | | 38,9 | | | DAIHATSU, TOYOTA, TOYOTA LCV | 568, 2119, 2123, 2128, 2129, 2132, 2133, 2134, 2135, 2144, 2145 |
| 19-7731 | | | | | | | 138,9 | | | | | 76,5 | | | TOYOTA | 2089, 2090, 2091, 2095, 2096, 2116, 2124, 2125, 2126, 2127, 2129 |
| 19-7732 | | | | | | | 138,9 | | | | | 76,5 | | | TOYOTA, TOYOTA LCV | 2088, 2089, 2090, 2091, 2094, 2095, 2096, 2115, 2116, 2117, 2123, 2124, 2125, 2126, 2128, 2129, 2135, 2136 |
| 19-7746 | | | | 27 | | | 124 | | | | | 74,2 | | | SUBARU | 2058, 2063, 2064, 2067, 2068, 2069, 2070 |
| 19-7749 | | | | | 41 | 68 | | | | | | 35 | | | SUZUKI | 2073, 2074, 2075 |



| METELLI Ref | Spare parts | ABS | A | B | C | D | E | F | G | H | I | L | M | Fig | MARCA | PAG |
|-------------|-------------|-----|---|----|------|------|-------|---|---|---|------|-------|---|-----|------------------------------------|---|
| 19-7750 | | | | | 41 | | 169 | | | | | 54,5 | | | SUZUKI | 2071, 2072, 2073 |
| 19-7751 | | | | | 54 | 96 | | | | | | 50,9 | | | TOYOTA | 2087, 2120, 2121 |
| 19-7780 | | 44 | | | 30 | | 139 | | | | | 68,5 | | | HONDA | 907, 908, 909 |
| 19-7781 | | | | 36 | | | 133,7 | | | | | | | | HONDA | 901, 914 |
| 19-7782 | | | | 30 | | | 139,3 | | | | | 94 | | | HONDA | 900 |
| 19-7794 | | | | | 28 | | 140 | | | | | 64,4 | | | HYUNDAI | 918, 919 |
| 19-7797 | | | | | 28 | | 139 | | | | | 64,4 | | | HYUNDAI | 916, 917, 923, 950, 951, 952 |
| 19-7804 | | 44 | | | 28 | | 139 | | | | | 65 | | | HYUNDAI | 923, 950, 951, 952 |
| 19-7806 | | | | | | | 140 | | | | | 107 | | | HYUNDAI, KIA | 919, 920, 927, 928, 1034, 1035, 1039, 1040 |
| 19-7807 | | | | 20 | | | 140 | | | | | 108 | | | HYUNDAI, KIA | 919, 920, 927, 928, 931, 932, 933, 1034, 1035, 1039, 1040 |
| 19-7815 | | 46 | | | | | 148 | | | | | 105,5 | | | HYUNDAI, HYUNDAI LCV, KIA, KIA LCV | 935, 936, 937, 938, 939, 940, 941, 969, 970, 1020, 1021, 1022, 1023, 1024, 1025, 1035, 1036, 1037, 1038, 1056, 1057 |
| 19-7816 | | | | | 42 | 80 | | | | | | 38 | | | FORD, NISSAN, NISSAN LCV | 791, 1349, 1352, 1368, 1370, 1371 |
| 19-7821 | | | | | 42 | 76 | | | | | | 39 | | | HYUNDAI, KIA, TOYOTA | 924, 946, 947, 948, 949, 955, 956, 963, 964, 1049, 1050, 1051, 1052, 1053, 2121 |
| 19-7822 | | | | | 25,4 | 68,3 | | | | | 20,6 | 20,6 | | | KIA | 1019 |
| 19-7823 | | | | | 40 | 80 | | | | | | 44 | | | KIA | 1044, 1045 |
| 19-7830 | | 88 | | | 36 | | 140 | | | | | 79,5 | | | MAZDA | 1118, 1119, 1121, 1123, 1124, 1125, 1129, 1130, 1131, 1133, 1134 |
| 19-7834 | | | | | | | 142 | | | | | 104 | | | MAZDA | 1112, 1113, 1114, 1115, 1116, 1122, 1123 |
| 19-7836 | | | | | | | | | | | | | | | MAZDA | 1111, 1112 |
| 19-7853 | | | | | 43 | 79 | | | | | | 45 | | | NISSAN | 1353, 1354 |
| 19-7854 | | | | | 30 | | 148 | | | | | 67 | | | NISSAN | 1328, 1329, 1333 |
| 19-7855 | | 44 | | | 30 | | 148 | | | | | 73 | | | NISSAN | 1326, 1327, 1328, 1340, 1341, 1342, 1345 |
| 19-7856 | | 42 | | | | | | | | | | | | | NISSAN | 1326, 1327, 1328 |
| 19-7857 | | 44 | | | 30 | | 148 | | | | | 79 | | | NISSAN | 1342, 1343, 1344, 1345 |
| 19-7860 | | | | 24 | | | 146 | | | | | 115 | | | NISSAN, RENAULT | 1346, 1347, 1354, 1355, 1356, 1357, 1789 |
| 19-7861 | | | | | | | 148 | | | | | 95 | | | NISSAN, RENAULT | 1331, 1347, 1354, 1355, 1356, 1357, 1789, 1790 |
| 19-7873 | | | | | 40 | 80 | | | | | | 23 | | | SUZUKI | 2071, 2072 |
| 19-7874 | | | | | 40 | 80 | | | | | | 23 | | | SUZUKI | 2071, 2072, 2073 |
| 19-7880 | | | | | 28 | 58 | | | | | | 44 | | | SUZUKI | 2078 |
| 19-7883 | | | | | | | 135 | | | | | 100,7 | | | TOYOTA | 2113, 2114, 2115, 2122 |
| 19-7886 | | | | | | | 135 | | | | | 99,5 | | | DAIHATSU, TOYOTA, TOYOTA LCV | 568, 2123, 2132, 2133, 2134, 2144, 2145 |
| 19-7888 | | | | | | | 151,9 | | | | | | | | TOYOTA, TOYOTA LCV | 2088, 2089, 2090, 2091, 2117, 2135, 2136 |
| 19-7889 | | | | | | | 152 | | | | | | | | TOYOTA | 2097, 2121, 2124 |
| 19-7923 | | | | | 25 | 52 | | | | | | 42 | | | NISSAN, SUZUKI | 1338, 2073 |

| METELLI Ref | Spare parts | ABS | A | B | C | D | E | F | G | H | I | L | M | Fig | MARCA | PAG |
|-------------|-------------|-----|---|----|------|------|-------|---|---|---|---|-------|---|-----|---|---|
| 19-8173 | | | | 30 | | | 157 | | | | | 88 | | | CHEVROLET, OPEL, SAAB, VAUXHALL | 391, 1459, 1460, 1461, 1462, 1463, 1464, 1465, 1466, 1467, 1468, 1469, 1470, 1471, 1914, 1915, 2197, 2198, 2199, 2200, 2201, 2202, 2203, 2204, 2205, 2206 |
| 19-8174 | | | | 26 | | 76 | 152 | | | | | | | | LEXUS, TOYOTA | 1107, 2088, 2089, 2124, 2125, 2126, 2127 |
| 19-8175 | | | | 30 | | | 157 | | | | | 88 | | | CHEVROLET, OPEL, SAAB, VAUXHALL | 391, 1459, 1460, 1461, 1462, 1463, 1464, 1465, 1466, 1467, 1468, 1469, 1470, 1471, 1914, 1915, 2197, 2198, 2199, 2200, 2201, 2202, 2203, 2204, 2205, 2206 |
| 19-8176 | | | | | | | 136 | | | | | 119 | | | CHEVROLET, OPEL, VAUXHALL | 376, 377, 378, 396, 397, 1491, 1492, 2208, 2209 |
| 19-8177 | | | | | 45 | 84 | | | | | | 41 | | | BMW | 309, 310, 311, 312, 313, 314, 315, 316, 317, 318, 319, 320, 321, 322, 323, 324, 325, 326, 327, 328, 329, 330 |
| 19-8178 | | | | | 37 | 72 | | | | | | 37 | | | RENAULT, SMART | 1853, 1854, 2050, 2054, 2055 |
| 19-8179 | | | | | 36 | 66 | | | | | | 37 | | | SEAT, SKODA, VOLKSWAGEN | 1974, 1988, 2413 |
| 19-8180 | | | | | 37 | 72 | | | | | | 37 | | | NISSAN | 1328, 1333, 1334, 1335, 1336, 1337 |
| 19-8181 | | | | 36 | 26,3 | | 136 | | | | | 110 | | | VOLVO, VOLVO LCV | 2497, 2498, 2499, 2500, 2501, 2521 |
| 19-8182 | | | | 30 | 32 | | 148 | | | | | 67 | | | MERCEDES BENZ | 1174, 1175, 1176, 1207, 1208, 1209, 1210, 1238, 1242, 1243, 1244, 1245 |
| 19-8183 | | | | | | | 136 | | | | | | | | VOLVO, VOLVO LCV | 2497, 2498, 2499, 2500, 2501, 2521 |
| 19-8184 | | | | | | | 137 | | | | | 109,6 | | | FORD, FORD LCV | 789, 790, 791, 892 |
| 19-8185 | | | | | | | 152 | | | | | 99,8 | | | TOYOTA | 2088, 2089, 2090, 2115, 2116, 2117 |
| 19-8186 | | | | | | | 139 | | | | | 106 | | | HYUNDAI, KIA, KIA LCV | 945, 1047, 1048, 1055, 1056, 1058 |
| 19-8187 | | | | | 30 | | 130 | | | | | 64,3 | | | ALFA ROMEO, ALFA ROMEO LCV | 71, 72, 73, 79, 80 |
| 19-8188 | | | | 28 | | | 128 | | | | | | | | CITROEN, CITROEN LCV, OPEL, OPEL LCV, PEUGEOT LCV, TOYOTA LCV, VAUXHALL, VAUXHALL LCV | 461, 462, 525, 526, 527, 528, 1536, 1537, 1569, 1570, 1707, 1708, 1709, 1720, 2142, 2143, 2226, 2227, 2248, 2249 |
| 19-8189 | | | | | 49 | 92 | | | | | | 45 | | | BMW | 358, 359, 360, 361 |
| 19-8190 | | | | | 42 | 83,4 | 125,5 | | | | | 37,5 | | | ALFA ROMEO, ALFA ROMEO LCV | 71, 72, 73, 79, 80 |
| 19-8191 | | | | | 30 | | 120 | | | | | 71,3 | | | FIAT, FIAT LCV, OPEL, OPEL LCV, VAUXHALL LCV | 597, 598, 599, 691, 692, 693, 694, 695, 1439, 1440, 1441, 1556, 1557, 1558, 2241, 2242 |
| 19-8193 | | | | | 55 | 90 | | | | | | 55 | | | IVECO HCV | 981, 982, 984, 988, 989, 992, 993, 995, 996, 999, 1000, 1001, 1002, 1003, 1004 |
| 19-8194 | | | | | 51 | 91 | | | | | | 44 | | | HONDA | 910, 911, 912, 913 |
| 19-8195 | | | | | 42 | 80 | | | | | | 45 | | | MAZDA | 1113, 1114, 1115, 1116, 1122, 1123, 1125, 1126 |
| 19-8196 | | | | | 38 | 74 | | | | | | 40 | | | HONDA | 902, 909, 910, 913, 914, 915 |
| 19-8197 | | | | | 25 | 52 | | | | | | 37 | | | CHEVROLET, DAEWOO | 373, 374, 375, 376, 396, 557, 558 |
| 19-8198 | | | | | 28 | 58 | | | | | | 44 | | | OPEL, SUZUKI, VAUXHALL | 1373, 1374, 2076, 2077, 2078, 2146, 2147 |
| 19-8199 | | | | | 61 | | | | | | | 41 | | | AUDI | 168, 169, 170, 171, 172, 181, 182, 183, 184, 185, 186, 187, 215, 216, 217, 220, 225, 226, 240, 241, 242, 243, 244 |



19-1542



19-1544



19-1548



19-1549



19-1553



19-1554



19-1561



19-1564



19-1565



19-1567



19-1568



19-1573



19-1575



19-1576



19-1579



19-1580



19-1581



19-1584



19-1585



19-1586



19-1587



19-1591



19-1592

Immagine non disponibile
Image not available

19-1595



19-1599



19-1600



19-1602



19-1609



19-1612



19-1614



19-1617



19-1618



19-1625



19-1626



19-1627



19-1634



19-1638



19-2100



19-2102



19-2105



19-2106



19-2111



19-2112



19-2119



19-2129



19-2136



19-2137



19-2138



19-2141



19-2143



19-2144



19-2148



19-2154



19-2157



19-2158



19-2160



19-2163



19-2164



19-2165



19-2169



19-2170



19-2171



19-2172



19-2173



19-2174



19-2176



19-2177



19-2178



19-2179



19-2183



19-2184



19-2196



19-2197



19-2198

Immagine non disponibile
Image not available

19-2211



19-2212



19-2213



19-2216



19-2221



19-2222



19-2223



19-2224



19-2225



19-2226



19-2228

*Immagine non
disponibile*

*Image not
available*

19-2230



19-2235



19-2238



19-2239



19-2242



19-2244



19-2245



19-2246




19-2248



19-2249



19-2252



19-2254



19-2262



19-2264



19-2267



19-2268



19-2272



19-2274

Immagine non disponibile

Image not available

19-2279



19-2280



19-2282



19-2284



19-2285




19-2288



19-2289



19-2291



19-2292



19-2293



19-2294



19-2295



19-2296



19-2297



19-2301



19-2304



19-2308




19-2309



19-2310



19-2313



19-2314



19-2315



19-2317



19-2318



19-2319



19-2320




19-2322




19-2323



19-2325



19-2326



19-2327



19-2330



19-2331



19-2332



19-2335



19-2336




19-2337



19-2338



19-2339



19-2340



19-2341



19-2342




19-2343




19-2344



19-2345



19-2346



19-2347



19-2348



19-2349



19-2350



19-2351



19-2352



19-2355



19-2356



19-2357



19-2359



19-2363



19-2364

Immagine non disponibile
Image not available

19-2365



19-2366




19-2367



19-2369



19-2432





19-2434



19-2435

Immagine non
disponibile

Image not
available



19-2436

19-2437

19-2438

19-2439




19-2440

19-2447

19-2448

19-2449



19-2455

19-2456

19-2465


19-2466



19-2467



19-2479



19-2499



19-2500



19-2501



19-2503



19-2507



19-2508



19-2516



19-2517



19-2521



19-2528



19-2533



19-2536



19-2539



19-2540



19-2548



19-2549



19-2550




19-2551




19-2552



19-2553



19-2558



19-2560



19-2561



19-2567



19-2570



19-2572



19-2580



19-2587



19-2590



19-2595



19-2601



19-2606



19-2607



19-2614



19-2616



19-2617



19-2619



19-2624



19-2637



19-2640



19-2658

Immagine non disponibile
Image not available

19-2662



19-2665



19-2667



19-2673



19-2674



19-2676



19-2678



19-2680



19-2681



19-2683




19-2686




19-2690



19-2691



19-2694



19-2697



19-2698



19-2699



19-2700



19-2702



19-2703



19-2704



19-2705



19-2706



19-2707



19-2709



19-2712



19-2714



19-2715



19-2716



19-2718



19-2719




19-2722




19-2723




19-2724



19-2725



19-2726



19-2727



19-2732




19-2734




19-2735



19-2736



19-2738



19-2741



19-2742



19-2744



19-2745



19-2747



19-2751



19-2752



19-2753



19-2754



19-2755



19-2757



19-2758



19-2759



19-2761



19-2762



19-2764



19-2774



19-2776



19-2778



19-2779



19-2780

Immagine non disponibile
Image not available

19-2781




19-2782



19-2784



19-2785



19-2786



19-2787



19-2788



19-2799



19-2800



19-2802



19-2803



19-2805

Immagine non disponibile
Image not available

19-2806



19-2807



19-2808



19-2809



19-2810



19-2811

Immagine non disponibile

Image not available

19-2816



19-2827



19-2828



19-2830



19-2834




19-2837



19-2839



19-2846



19-2847



19-2849



19-2850



19-2852

Immagine non disponibile

Image not available

19-2853



19-2858



19-2859



19-2860



19-2861

Immagine non disponibile

Image not available

19-2869



19-2872



19-2873



19-2874



19-2876



19-2877



19-2881



19-2882



19-2883



19-2888



19-2889



19-2897



19-2906



19-2907



19-2908

*Immagine non
disponibile*

*Image not
available*





19-2913

19-2914

19-2916

19-2918



19-2919

19-2920

19-2921

19-2922



19-2924

19-2925

19-2926

19-2927



19-2938



19-2940



19-2942



19-2943



19-2944



19-2947



19-2948



19-2950



19-2951



19-2963



19-2965



19-2966



19-2970



19-2971



19-2974



19-2975



19-2976



19-2978



19-2979



19-2980

Immagine non disponibile

Image not available

19-2982



19-2983




19-2985



19-2989



19-2990



19-2996

Immagine non disponibile
Image not available

19-2999



19-7001



19-7002



19-7003



19-7005

Immagine non disponibile
Image not available

19-7015



19-7021



19-7022



19-7024



19-7028



19-7029



19-7040



19-7045



19-7058



19-7059



19-7061



19-7062



19-7065



19-7068



19-7071



19-7077



19-7084



19-7086



19-7090



19-7094



19-7095



19-7105



19-7112



19-7118



19-7121



19-7122



19-7123



19-7506



19-7539

*Immagine non
disponibile*

*Image not
available*



19-7554

19-7561

19-7598

19-7604






19-7608

19-7610

19-7611

19-7622



19-7624

19-7625

19-7641

19-7642



19-7652



19-7653



19-7657



19-7665



19-7666



19-7668

Immagine non disponibile

Image not available

19-7669



19-7671



19-7674



19-7676



19-7677



19-7678



19-7684



19-7686



19-7692



19-7694



19-7695



19-7706



19-7707



19-7709



19-7711



19-7723



19-7729



19-7730



19-7731



19-7732

*Immagine non
disponibile*

*Image not
available*

19-7746



19-7749



19-7750



19-7751




19-7780




19-7781




19-7782



19-7794



19-7797



19-7804



19-7806



19-7807



19-7815



19-7816

Immagine non disponibile

Image not available

19-7821



19-7822

Immagine non disponibile

Image not available

19-7823



19-7830



19-7834



19-7836



19-7853



19-7854

Immagine non disponibile

Image not available

19-7855

Immagine non disponibile

Image not available

19-7856



19-7857



19-7860



19-7861

Immagine non disponibile

Image not available

19-7873



19-7874




19-7880



19-7883



19-7886



19-7888



19-7889



19-7923



19-7930



19-7931

Immagine non disponibile

Image not available

19-7932



19-7934



19-8100



19-8109



19-8120



19-8124



19-8126



19-8127

Immagine non disponibile

Image not available

19-8130



19-8131



19-8132



19-8133



19-8134



19-8135



19-8136

Immagine non disponibile

Image not available

19-8139

Immagine non disponibile

Image not available

19-8140

Immagine non disponibile

Image not available

19-8141

Immagine non disponibile

Image not available

19-8142

Immagine non disponibile

Image not available

19-8143

Immagine non disponibile

Image not available

19-8144

| | | | |
|--|--|--|---|
| <p><i>Immagine non disponibile</i></p> <p><i>Image not available</i></p> | <p><i>Immagine non disponibile</i></p> <p><i>Image not available</i></p> | <p><i>Immagine non disponibile</i></p> <p><i>Image not available</i></p> |  |
| <p>19-8145</p> | <p>19-8146</p> | <p>19-8147</p> | <p>19-8148</p> |
| <p><i>Immagine non disponibile</i></p> <p><i>Image not available</i></p> | <p><i>Immagine non disponibile</i></p> <p><i>Image not available</i></p> | <p><i>Immagine non disponibile</i></p> <p><i>Image not available</i></p> | <p><i>Immagine non disponibile</i></p> <p><i>Image not available</i></p> |
| <p>19-8149</p> | <p>19-8150</p> | <p>19-8151</p> | <p>19-8152</p> |
| <p><i>Immagine non disponibile</i></p> <p><i>Image not available</i></p> | <p><i>Immagine non disponibile</i></p> <p><i>Image not available</i></p> | <p><i>Immagine non disponibile</i></p> <p><i>Image not available</i></p> | <p><i>Immagine non disponibile</i></p> <p><i>Image not available</i></p> |
| <p>19-8153</p> | <p>19-8154</p> | <p>19-8155</p> | <p>19-8156</p> |

| | | | |
|--|--|--|---|
| <p><i>Immagine non disponibile</i></p> <p><i>Image not available</i></p> | <p><i>Immagine non disponibile</i></p> <p><i>Image not available</i></p> | <p><i>Immagine non disponibile</i></p> <p><i>Image not available</i></p> | <p><i>Immagine non disponibile</i></p> <p><i>Image not available</i></p> |
| 19-8157 | 19-8158 | 19-8159 | 19-8160 |
| <p><i>Immagine non disponibile</i></p> <p><i>Image not available</i></p> | <p><i>Immagine non disponibile</i></p> <p><i>Image not available</i></p> | <p><i>Immagine non disponibile</i></p> <p><i>Image not available</i></p> |  |
| 19-8161 | 19-8162 | 19-8163 | 19-8164 |
| <p><i>Immagine non disponibile</i></p> <p><i>Image not available</i></p> | <p><i>Immagine non disponibile</i></p> <p><i>Image not available</i></p> | <p><i>Immagine non disponibile</i></p> <p><i>Image not available</i></p> | <p><i>Immagine non disponibile</i></p> <p><i>Image not available</i></p> |
| 19-8165 | 19-8166 | 19-8167 | 19-8168 |

| | | | |
|--|--|--|---|
| <p><i>Immagine non disponibile</i></p> <p><i>Image not available</i></p> | <p><i>Immagine non disponibile</i></p> <p><i>Image not available</i></p> | <p><i>Immagine non disponibile</i></p> <p><i>Image not available</i></p> | <p><i>Immagine non disponibile</i></p> <p><i>Image not available</i></p> |
| <p>19-8169</p> | <p>19-8170</p> | <p>19-8171</p> | <p>19-8172</p> |
| <p><i>Immagine non disponibile</i></p> <p><i>Image not available</i></p> |  | <p><i>Immagine non disponibile</i></p> <p><i>Image not available</i></p> | <p><i>Immagine non disponibile</i></p> <p><i>Image not available</i></p> |
| <p>19-8173</p> | <p>19-8174</p> | <p>19-8175</p> | <p>19-8176</p> |
| <p><i>Immagine non disponibile</i></p> <p><i>Image not available</i></p> | <p><i>Immagine non disponibile</i></p> <p><i>Image not available</i></p> | <p><i>Immagine non disponibile</i></p> <p><i>Image not available</i></p> |  |
| <p>19-8177</p> | <p>19-8178</p> | <p>19-8179</p> | <p>19-8180</p> |

| | | | |
|--|--|--|--|
| <p><i>Immagine non disponibile</i></p> <p><i>Image not available</i></p> | <p><i>Immagine non disponibile</i></p> <p><i>Image not available</i></p> | <p><i>Immagine non disponibile</i></p> <p><i>Image not available</i></p> | <p><i>Immagine non disponibile</i></p> <p><i>Image not available</i></p> |
|--|--|--|--|

19-8181 **19-8182** **19-8183** **19-8184**

| | | | |
|--|--|--|--|
| <p><i>Immagine non disponibile</i></p> <p><i>Image not available</i></p> | <p><i>Immagine non disponibile</i></p> <p><i>Image not available</i></p> | <p><i>Immagine non disponibile</i></p> <p><i>Image not available</i></p> | <p><i>Immagine non disponibile</i></p> <p><i>Image not available</i></p> |
|--|--|--|--|

19-8185 **19-8186** **19-8187** **19-8188**

| | | | |
|--|--|--|--|
| <p><i>Immagine non disponibile</i></p> <p><i>Image not available</i></p> | <p><i>Immagine non disponibile</i></p> <p><i>Image not available</i></p> | <p><i>Immagine non disponibile</i></p> <p><i>Image not available</i></p> | <p><i>Immagine non disponibile</i></p> <p><i>Image not available</i></p> |
|--|--|--|--|

19-8189 **19-8190** **19-8191** **19-8193**

Immagine non disponibile

Image not available

19-8194

Immagine non disponibile

Image not available

19-8195

Immagine non disponibile

Image not available

19-8196



19-8197

Immagine non disponibile

Image not available

19-8198



19-8199



19-8200

- CONDIZIONI GENERALI DI VENDITA -



1. ORDINI

Gli ordini conferitici sono immediatamente impegnativi per il Committente e saranno seguiti da nostra regolare conferma. Non si accetteranno ordini comportanti penali, di qualsiasi genere siano. Per gli articoli non rientranti nella nostra normale produzione, considerabili quindi di "esecuzione su ordine", è prevista una tolleranza a nostro favore sulla quantità ordinata del $\pm 10\%$.

2. PREZZI

I prezzi si intendono per merce resa franco nostro stabilimento in Cologne Bresciano, imballo al costo, se non diversamente concordato. Nel suddetto caso, la nostra accettazione dovrà risultare inequivocabilmente per iscritto.

3. CONSEGNE E SPEDIZIONI

La merce viaggia sempre a rischio e pericolo dell'acquirente, anche se venduta franco destino. Non si accettano responsabilità per eventuali ritardi delle spedizioni derivanti da cause di forza maggiore o da qualsiasi altro evento che possa ritardare il processo di fabbricazione come, a titolo esemplificativo, agitazioni sindacali, mancata consegna da parte dei fornitori, difficoltà di approvvigionamento di materie prime, o simili. In assenza di precise istruzioni, ci riserviamo, a nostro insindacabile giudizio, la scelta dei mezzi di trasporto ritenuti, da noi, più adatti.

4. PAGAMENTO

I pagamenti dovranno essere eseguiti al nostro domicilio, nel rispetto delle forme previste dagli ordini accettati. L'inadempienza, anche parziale, dell'acquirente alle condizioni di pagamento concordate, comporterà il nostro pieno diritto a sospendere o annullare le forniture in corso, senza pregiudizio alcuno.

5. GARANZIE

La garanzia azionata ai sensi e per gli effetti dell'art. 131 del Codice del Consumo (c.d. AZIONE DI REGRESSO), verrà presa in carico ed evasa solo se richiesta nel totale rispetto della procedura aziendale pubblicata sul sito internet www.metelligroup.it. I rapporti tra Metelli e i propri clienti che esulano dall'applicazione della normativa in materia di beni di consumo, rimangono soggetti al rispetto delle norme civilistiche applicabili in materia.

6. RECLAMI

Risulteranno privi di qualsiasi valenza, i reclami pervenuti a Metelli S.p.A. non in conformità alla procedura aziendale pubblicata sul sito internet www.metelligroup.it. In ogni caso - ed anche qualora il cliente abbia proposto reclamo conforme alla procedura segnalata - non è dato diritto al medesimo di trattenere somme dovute a Metelli S.p.A. per fatture scadute, a qualsiasi ragione, titolo o motivo connesso al reclamo.

7. CONTROVERSIE

Per qualunque controversia potrà insorgere, si precisa che la legge applicabile è quella italiana. Il Foro territorialmente competente è quello di Brescia.

8. CLAUSOLA DI RISERVA DELLA PROPRIETA'

Il materiale consegnato rimarrà di proprietà della Metelli S.p.A., fino a quando il pagamento del prezzo dello stesso non risulterà integralmente saldato.

AVVERTENZE

QUESTO CATALOGO ANNULLA E SOSTITUISCE IL PRECEDENTE.

I DATI IVI RIPORTATI SONO RICAVATI DA DISEGNI ORIGINALI O DA RICAMBI ORIGINALI IN NOSTRO POSSESSO.

I COSTRUTTORI POSSONO VARIARE LE CARATTERISTICHE DEI LORO PRODOTTI SENZA OBBLIGO DI PREAVVISO.

I RIFERIMENTI ORIGINALI E DI ALTRI FABBRICANTI SONO CITATI A TITOLO INDICATIVO PER UNA PIU' FACILE INDIVIDUAZIONE DEL TIPO RICHIESTO.

QUANDO I NOSTRI PRODOTTI NON SONO ORIGINALI, SONO CON ESSI INTERCAMBIABILI.

INFORMAZIONI E DATI DI QUESTO CATALOGO SONO IL RISULTATO DI UNA ACCURATA RICERCA EFFETTUATA PRESSO TUTTE LE PIU' ATTENDIBILI FONTI. DECLINIAMO, TUTTAVIA, OGNI RESPONSABILITA' PER LA PRESENZA DI EVENTUALI ERRORI ED INESATTEZZE.

PER AVERE INFORMAZIONI SEMPRE AGGIORNATE SULLA NOSTRA GAMMA PRODOTTI VISITATE IL SITO INTERNET: WWW.METELIGROUP.IT .

IL PRESENTE CATALOGO E' STATO REALIZZATO DALLA METELLI S.P.A. E NE E' PROIBITA QUALSIASI RIPRODUZIONE TOTALE O PARZIALE.

- GENERAL CONDITIONS OF SALE -



1. ORDERS

Orders placed are immediately binding on the Purchaser and will be followed by our regular confirmation. No orders involving penalties of any kind will be accepted. For articles not in our standard production range, which are therefore "produced to order", we are permitted a tolerance on the quantity ordered of $\pm 10\%$.

2. PRICES

Prices are for goods delivered ex-works our factory at Cologne Bresciano, packaging at cost, unless otherwise agreed. In this case, our acceptance must be clearly stated in writing.

3. DELIVERIES AND SHIPMENTS

Goods always travel at the purchasers' risk, even if sold freight prepaid. No responsibility is accepted for any delays in shipments due to circumstances beyond our control or any other event which may delay the manufacturing process, such as (but not restricted to) trades union disputes, failure to deliver by suppliers, difficulty in obtaining supplies of raw materials, or similar factors. Unless specific instructions are provided, we reserve the right to choose the means of transport we consider most suitable, at our own absolute discretion.

4. PAYMENT

Payments must be made to our address in the forms specified by the orders accepted. Even partial breach of the agreed payment terms on the part of the purchaser shall fully entitle us to suspend or cancel current supply contracts, without any damage to us.

5. GUARANTEES

The guarantee invoked pursuant to and in accordance with art. 131 of the Italian Consumer Code ("RECOURSE ACTION"), will only be accepted and processed if requested in full compliance with the company procedure published on the website www.metelligroup.it. Relationships between Metelli and its customers that are not subject to legislation on consumer goods are in any case subject to the relevant civil laws.

6. COMPLAINTS

Complaints sent to Metelli S.p.A. will only be considered valid if they comply in full with the company procedure published on the website www.metelligroup.it. In any case - and even if the customer has submitted a complaint in accordance with the aforementioned procedure - the customer has no right to withhold amounts due to Metelli S.p.A. for invoices due for payment, for any reason, title or motivation connected to the complaint.

7. DISPUTES

Italian law shall apply to any disputes which may arise. The Brescia law court shall have territorial jurisdiction.

8. PROPERTY RIGHT RETENTION CLAUSE

The material delivered shall continue to be the property of Metelli Co., until full payment of the relative price has been received.

IMPORTANT NOTES

THIS CATALOGUE CANCELS AND REPLACES THE PREVIOUS VERSION.

THE DATA IT CONTAINS ARE TAKEN FROM ORIGINAL DRAWINGS OR GENUINE PARTS IN OUR POSSESSION.

MANUFACTURERS MAY VARY THE CHARACTERISTICS OF THEIR PRODUCTS WITHOUT NOTICE.

THE ORIGINAL REFERENCES AND THOSE OF OTHER MANUFACTURERS ARE PROVIDED AS GUIDANCE FOR EASIER IDENTIFICATION OF THE TYPE REQUIRED.

WHEN OUR PRODUCTS ARE NOT ORIGINAL, THEY ARE INTERCHANGEABLE WITH THE GENUINE PARTS.

THE INFORMATION AND DATA IN THIS CATALOGUE ARE PRODUCED FURTHER TO AN IN-DEPTH SURVEY OF ALL THE MOST RELIABLE SOURCES. WE THEREFORE DECLINE ALL RESPONSIBILITY FOR ANY ERRORS OR INACCURACIES.

FOR UPDATED INFORMATION ON OUR PRODUCTS RANGE YOU CAN VISIT OUR WEB SITE: WWW.METELIGROUP.IT.

THIS CATALOGUE HAS BEEN PRODUCED BY METELLI CO. AND ANY REPRODUCTION, WHETHER TOTAL OR PARTIAL, IS FORBIDDEN.

- CONDITIONS GÉNÉRALES DE VENTE -



1. COMMANDES

Les commandes qui nous sont adressées engagent immédiatement le Commanditaire et seront suivies d'une confirmation de notre part. Nous n'accepterons pas de commandes comportant des pénalités de quelque nature qu'elles soient Pour les articles ne faisant pas partie de notre production habituelle et pouvant être considérés comme "exécution spéciale", une tolérance sur la quantité commandée de $\pm 10\%$ en notre faveur est prévue.

2. PRIX

Les prix s'entendent pour la marchandise rendue franco notre usine de Cologne Brescia, emballage au prix coûtant, sauf accord différent. Dans ce dernier cas, notre accord devra être exprimé de façon non équivoque et par écrit.

3. LIVRAISONS ET EXPÉDITIONS

La marchandise, même vendue franco destination, voyage toujours aux risques et périls de l'acheteur. Nous n'assumerons aucune responsabilité en cas de retard des expéditions dérivant de causes de force majeure ou de tout autre événement susceptible de retarder le processus de fabrication tels que, à titre d'exemple, agitations syndicales, livraison non effectuée par les fournisseurs, difficultés d'approvisionnement en matières premières ou similaires. En l'absence d'instructions précises, nous nous réservons, selon notre jugement discrétionnaire, le choix des moyens de transport que nous considérerons les plus appropriés.

4. RÈGLEMENT

Les règlements devront être adressés à notre domicile dans les formes prévues pour les commandes acceptées. L'inexécution même partielle des conditions de règlement convenues de la part de l'acheteur nous donnera tout droit de suspendre ou d'annuler les fournitures en cours sans aucune responsabilité de notre part.

5. GARANTIES

La garantie au sens et pour les effets de l'article 131 du code de la consommation (Action de recours) sera prise en charge et exécutée uniquement si la demande est effectuée dans le respect total de la procédure d'entreprise publiée sur le site internet www.metelligroup.it. Les rapports entre Metelli et ses clients qui ne seront pas concernés par l'application de la réglementation en matière de biens de consommation sont sujets à l'observation des réglementations civiles applicables en la matière.

6. RÉCLAMATIONS

Les réclamations parvenues à Metelli S.p.A. qui ne seront pas en conformité avec la procédure d'entreprise publiée sur le site internet www.metelligroup.it n'auront aucune valeur. Dans tous les cas, et même si le client a effectué une réclamation conforme à la procédure susmentionnée, ce dernier n'a pas le droit de retenir des sommes dues à Metelli S.p.A. suite à l'expiration de factures émises par cette dernière, pour quelque raison que ce soit, titre ou motif liés à la réclamation.

7. LITIGES

Tout litige éventuel sera soumis à la loi italienne. Le Tribunal compétent par territoire est celui de Brescia.

8. CLAUSE DE RÉSERVE DE PROPRIÉTÉ

La marchandise livrée restera la propriété de Metelli S.p.A. jusqu'au paiement intégral du prix.

AVERTISSEMENTS

CE CATALOGUE ANNULE ET REMPLACE LE PRÉCÉDENT. LES DONNÉES QU'IL CONTIENT SONT BASÉES SUR LES PLANS OU LES PIÈCES ORIGINAUX QUI SONT EN NOTRE POSSESSION. LES CONSTRUCTEURS PEUVENT MODIFIER LES CARACTÉRISTIQUES DE LEURS PRODUITS SANS OBLIGATION DE PRÉAVIS.

LES RÉFÉRENCES ORIGINALES ET D'AUTRES FABRICANTS SONT CITÉES À TITRE INDICATIF POUR UN REPÉRAGE PLUS AISÉ DU TYPE VOULU.

DANS LES CAS OÙ NOS PRODUITS NE SONT PAS ORIGINAUX, ILS SONT INTERCHANGEABLES AVEC CES DERNIERS.

LES INFORMATIONS ET LES DONNÉES CONTENUES DANS CE CATALOGUE SONT LE FRUIT D'UNE RECHERCHE RIGOREUSE RÉALISÉE AUPRÈS DES SOURCES LES PLUS FIABLES. NOUS DÉCLINONS CEPENDANT TOUTE RESPONSABILITÉ POUR LA PRÉSENCE D'ERREURS ET D'INEXACTITUDES ÉVENTUELLES.

POUR DES INFORMATIONS ACTUALISÉES SUR NOTRE GAMME DE PRODUITS VEUILLEZ CONSULTER NOTRE SITE WEB: WWW.METELIGROUP.IT.

CE CATALOGUE A ÉTÉ RÉALISÉ PAR METELLI S.P.A. SA REPRODUCTION MÊME PARTIELLE EST INTERDITE.

- ALLGEMEINE VERKAUFSBEDINGUNGEN -



1. BESTELLUNGEN

Die uns übermittelten Bestellungen, auf die unsere reguläre Auftragsbestätigung folgt, verpflichten den Besteller sofort. Bestellungen, die Vertragsstrafen, welcher Art auch immer, vorsehen, werden nicht angenommen. Für Artikel, die nicht in unser übliches Produktionsprogramm fallen und somit als „Artikel auf Bestellung“ gelten, behalten wir uns zu unseren Gunsten hinsichtlich der bestellten Menge eine Toleranz in Höhe von $\pm 10\%$ vor.

2. PREISE

Wenn nichts anderes vereinbart wurde, gelten die Preise für frei unserer Niederlassung in Cologne Bresciano gelieferte Ware; für die Verpackung berechnen wir die tatsächlich anfallenden Kosten. Andernfalls muss unsere Annahme der Bestellung ausdrücklich schriftlich erfolgen.

3. ÜBERGABE UND VERSAND

Die Ware wird immer auf Risiko und Gefahr des Käufers transportiert, auch wenn diese franko Bestimmungsort verkauft wird. Für einen auf höhere Gewalt oder auf andere Ereignisse, welche den Herstellungsprozess verzögern können, wie zum Beispiel Streiks, mangelnde Lieferung durch andere Lieferanten, Schwierigkeiten in der Rohstoffversorgung oder ähnliches, zurückzuführenden eventuell verspäteten Versand wird nicht gehaftet. Werden keine genauen Anweisungen erteilt, behalten wir uns vor, die nach unserem freien Ermessen als geeignet erachteten Transportmittel zu wählen.

4. ZAHLUNG

Zahlungen haben am Sitz unserer Niederlassung und unter Einhaltung der in den angenommenen Bestellungen festgelegten Zahlungsformen zu erfolgen. Der auch nur teilweise Verstoß des Käufers gegen die vereinbarten Zahlungsbedingungen berechtigt uns, die laufenden Lieferungen auszusetzen oder einzustellen, wobei wir uns vorbehalten, eventuelle weitere Ansprüche geltend zu machen.

5. GARANTIELEISTUNGEN

Die im Sinne des Art. 131 Konsumentenschutzgesetz (so genannte RÜCKGRIFFSKLAGE) eingeräumte Garantieleistung wird nur übernommen und erfüllt, wenn sie unter vollständiger Beachtung des auf der Website www.metelligroup.it veröffentlichten betrieblichen Verfahrens beantragt wird. Die Geschäftsbeziehungen zwischen Metelli und seinen Kunden, die über den Anwendungsbereich der Konsumentenschutzbestimmungen hinaus gehen, unterliegen weiterhin den einschlägigen zivilrechtlichen Normen.

6. MÄNGELRÜGEN

Bei Metelli S.p.A. einlangende Mängelrügen, die nicht dem auf der Website www.metelligroup.it veröffentlichten betrieblichen Verfahren entsprechen, haben keinerlei Gültigkeit. Auf jeden Fall - auch wenn der Kunde seine Mängelrüge entsprechend dem oben genannten Verfahren ordnungsgemäß eingebracht hat - ist er nicht dazu berechtigt, Beträge, die er Metelli S.p.A. aus fälligen Rechnungen schuldet, aus welchem Grund, Anspruch oder Motiv auch immer in Zusammenhang mit der Beschwerde einzubehalten.

7. STREITIGKEITEN

Bei Streitigkeiten findet italienisches Recht Anwendung. Gerichtsstand ist Brescia.

8. EIGENTUMSVORBEHALT

Das von der Metelli S.p.A. gelieferte Material verbleibt bis zur vollständigen Zahlung des Kaufpreises in ihrem Eigentum.

HINWEISE

DER VORLIEGENDE KATALOG ANNULLIERT UND ERSETZT DEN VORANGEGANGENEN.

DIE IM KATALOG ENTHALTENEN DATEN STAMMEN VON IN UNSEREM BESITZ BEFINDLICHEN ORIGINALZEICHNUNGEN UND ORIGINALERSATZTEILEN. DIE KONSTRUKTEURE KÖNNEN DIE EIGENSCHAFTEN IHRER PRODUKTE OHNE VORANKÜNDIGUNG ÄNDERN. ORIGINALVERWEISE UND VERWEISE ANDERER HERSTELLER WERDEN REIN ZU INFORMATIONSZWECKEN UND IM HINBLICK AUF EINE LEICHTERE IDENTIFIKATION DES GEWÜNSCHTEN TYPUS ZITIERT. WENN ES SICH BEI UNSEREN PRODUKTEN NICHT UM ORIGINALE HANDELT, SIND DIESE MIT DEN ORIGINALEN AUSTAUSCHBAR. DIE IN DIESEM KATALOG ENTHALTENEN INFORMATIONEN UND DATEN SIND DAS ERGEBNIS SORGFÄLTIGER RECHERCHEN, DIE AUF BESONDERS ZUVERLÄSSIGE QUELLEN ZURÜCKGEGRIFFEN HABEN. TROTZDEM LEHNEN WIR JEGLICHE HAFTUNG FÜR EVENTUELLE FEHLER UND UNGENAUIGKEITEN AB.

AKTUELLE INFORMATIONEN ZU UNSERER PRODUKTPALETTE FINDEN SIE AUF UNSERER WEB-SITE: WWW.METELIGROUP.IT.

DER VORLIEGENDE KATALOG WURDE VON DER METELLI S.P.A. ERSTELLT. JEDE AUCH NUR TEILWEISE VERFÄLTIGUNG IST UNTERSAGT.

- CONDICIONES GENERALES DE VENTA -



1. PEDIDOS

Los pedidos que recibamos serán inmediatamente vinculantes para el Cliente, a quien enviaremos nuestra puntual confirmación. No se aceptarán pedidos que prevean penalidades, de cualquier tipo. Para los artículos que no formen parte de nuestra producción normal, considerados por tanto de "ejecución bajo pedido", está prevista una tolerancia a nuestro favor sobre la cantidad solicitada de $\pm 10\%$.

2. PRECIOS

Los precios se entienden para mercancía puesta en nuestro establecimiento de Cologne Bresciano, embalaje al costo, de no existir acuerdo diferente. En este caso, nuestra aceptación deberá constar inequívocamente por escrito.

3. ENTREGAS Y ENVÍOS

La mercancía viaja siempre por cuenta y riesgo del comprador, aunque se venda puesta en el domicilio del cliente. No se acepta responsabilidad alguna por posibles retrasos de los envíos debidos a causas de fuerza mayor o a cualquier otro evento que pueda retrasar el proceso de fabricación, como ser, a título de ejemplo, agitaciones sindicales, entregas no efectuadas por los proveedores, dificultad de abastecimiento de materias primas, o semejantes. A falta de precisas instrucciones, nos reservamos, a nuestro juicio incuestionable, la elección de los medios de transporte que consideremos más indicados.

4. PAGO

Los pagos se deberán efectuar en nuestro domicilio, respetando las formas previstas para los pedidos aceptados. El incumplimiento, incluso parcial, de parte del comprador de las condiciones de pago convenidas, comportará nuestro pleno derecho a suspender o anular las entregas pendientes, sin perjuicio alguno.

5. GARANTÍAS

La garantía aplicada a tenor y por efectos de art. 131 del Código de Consumo (conocida como ACCIÓN DE REGRESO), será aceptada y atendida únicamente si se presenta siguiendo a cabalidad el procedimiento de la empresa publicado en la página web www.metelligroup.it. Las relaciones entre Metelli y sus clientes no sujetas a la aplicación de la normativa en materia de bienes de consumo, están sujetas al respeto de las normas civiles aplicables en la materia.

6. RECLAMOS

Se considerarán carentes de valor aquellos reclamos presentados a la sociedad Metelli S.p.A. que no sean conformes al procedimiento de la empresa publicado en la página web www.metelligroup.it. En ningún caso se concede al cliente - incluso si ha presentado el reclamo conforme al procedimiento indicado - el derecho a retener los importes que debe a la sociedad Metelli S.p.A. por concepto de facturas vencidas, por motivos, títulos o razones referentes al reclamo.

7. DISPUTAS

Para toda disputa que pueda surgir, se entiende que la ley aplicable es la italiana. El Tribunal territorialmente competente es el de Brescia.

8. CLAÚSULA DE RESERVA DE PROPIEDAD

El material entregado seguirá siendo de propiedad de Metelli S.p.A., hasta que el pago del precio del mismo resulte íntegramente abonado.

ADVERTENCIAS

ESTE CATÁLOGO ANULA Y SUSTITUYE EL ANTERIOR.

LOS DATOS INDICADOS CORRESPONDEN A PLANOS O A REPUESTOS ORIGINALES EN NUESTRO PODER.

LOS FABRICANTES PUEDEN VARIAR LAS CARACTERÍSTICAS DE SUS PRODUCTOS SIN OBLIGACIÓN DE PREVIO AVISO.

LAS REFERENCIAS ORIGINALES Y DE OTROS FABRICANTES SE CITAN A TÍTULO DE INFORMACIÓN PARA UNA MÁS FÁCIL IDENTIFICACIÓN DE CUANTO REQUERIDO.

CUANDO NUESTROS PRODUCTOS NO SON ORIGINALES, SON INTERCAMBIABLES CON LOS MISMOS.

LA INFORMACIÓN Y LOS DATOS DE ESTE CATÁLOGO SON EL RESULTADO DE UNA DETENIDA BÚSQUEDA EFECTUADA EN TODAS LAS FUENTES MÁS ATENDIBLES. SIN EMBARGO DECLINAMOS

TODA RESPONSABILIDAD POR LA PRESENCIA DE POSIBLES ERRORES E INEXACTITUDES.

PARA CUALQUIER INFORMACIÓN ACTUALIZADA SOBRE NUESTRA GAMA DE PRODUCTOS PUEDEN VISITAR NUESTRA PAGINA WEB: WWW.METELLIGROUP.IT.

ESTE CATÁLOGO HA SIDO REALIZADO POR METELLI S.P.A. QUEDA PROHIBIDA TODA REPRODUCCIÓN TOTAL O PARCIAL.



- CONDIÇÕES GERAIS DE VENDA -

1. ENCOMENDAS

As encomendas recebidas constituem imediatamente um compromisso do comitente e terão a nossa confirmação. Não se aceitam encomendas que comportem penalidades de qualquer tipo. Para os artigos que não façam parte da nossa produção habitual, susceptíveis de ser considerados como "feitos por encomenda", está prevista uma tolerância a nosso favor sobre a quantidade encomendada de \pm aproximadamente 10%.

2. PREÇOS

Os preços são ex-factory no nosso armazém em Cologne Bresciano, embalagem ao custo indicado, salvo acordo em contrário. Neste caso, a nossa aceitação deverá ser feita expressamente por escrito.

3. ENTREGA E EXPEDIÇÃO

A mercadoria viaja sempre com risco por conta do comprador, mesmo quando vendida com destino franco. Não nos responsabilizamos por eventuais atrasos nas expedições devido a causas de força maior ou qualquer outro acontecimento que possa atrasar o processo de fabrico como, por exemplo, agitações sindicais, a não entrega por parte dos fornecedores, dificuldades de aprovisionamento de matérias-primas ou outras situações semelhantes. Na ausência de instruções específicas, reservamo-nos o direito de escolher os meios de transporte que considerarmos mais adequados.

4. PAGAMENTO

Os pagamentos deverão ser feitos ao nosso domicílio, nos termos previstos nas encomendas aceites. O não cumprimento, mesmo que parcial, das condições de pagamento acordadas, por parte do comprador, concede-nos o pleno direito de suspender ou anular o fornecimento em curso, sem nenhum prejuízo.

5. GARANTIAS

A garantia acionada nos termos e para os efeitos do art. 131 do Código do Consumo (c.d. AÇÃO DE REGRESSO), será aceite e processada apenas se solicitada em total conformidade com o procedimento da empresa publicado no site internet www.metelligroup.it. As relações entre a Metelli e os próprios clientes, que vão além da aplicação da legislação em matéria de bens de consumo, continuarão sujeitas ao cumprimento das normas legais aplicáveis.

6. RECLAMAÇÕES

Não terão alguma validade, as reclamações feitas à Metelli S.p.A. que não estejam em conformidade com o procedimento da empresa publicado no site internet www.metelligroup.it. Em todos os casos - e mesmo que a reclamação tenha sido feita conforme o procedimento indicado - o cliente não tem o direito de reter somas devidas à Metelli S.p.A. por faturas vencidas, por qualquer razão, título ou motivo ligado à reclamação.

7. LITÍGIOS

Para eventuais litígios que possam surgir, a lei aplicável é a italiana. O Foro territorialmente competente é o de Brescia.

8. CLAÚSULA DE DIREITO DE PROPRIEDADE

O material entregue permanecerá propriedade da Metelli S.p.A., até ao seu integral pagamento.

ATENÇÃO

ESTE CATÁLOGO ANULA E SUBSTITUI O ANTERIOR. OS DADOS REPRODUZIDOS SÃO EXTRAÍDOS DE DESENHOS ORIGINAIS OU DE PEÇAS DE SUBSTITUIÇÃO ORIGINAIS NA NOSSA POSSE. OS FABRICANTES PODEM ALTERAR AS CARACTERÍSTICAS DOS PRODUTOS SEM OBRIGAÇÃO DE AVISO PRÉVIO. AS REFERÊNCIAS ORIGINAIS E DE OUTROS FABRICANTES SÃO CITADAS A TÍTULO INDICATIVO PARA UMA IDENTIFICAÇÃO MAIS FÁCIL DO TIPO PEDIDO. QUANDO OS NOSSOS PRODUTOS NÃO SÃO ORIGINAIS, SÃO PERMUTÁVEIS COM ELES.

AS INFORMAÇÕES E DADOS DESTA CATÁLOGO SÃO O RESULTADO DE UMA RIGOROSA PESQUISA EFECTUADA JUNTO DAS FONTES MAIS FIDELÍGAS. CONTUDO, DECLINAMOS TODA E QUALQUER RESPONSABILIDADE PELA PRESENÇA DE EVENTUAIS ERROS E IMPRECIÇÕES.

PARA OBTER INFORMAÇÕES ATUALIZADAS SOBRE OS NOSSOS PRODUTOS VISITE O NOSSO SITE: WWW.METELLIGROUP.IT.

O PRESENTE CATÁLOGO FOI ELABORADO PELA METELLI S.P.A. E É PROIBIDA QUALQUER REPRODUÇÃO, TOTAL OU PARCIAL DO SEU CONTEÚDO.



WHEEL BEARING KIT 2023

KIT CUSCINETTO RUOTA 2023

KIT DE ROULEMENT DE ROUE 2023

RADLAGERSATZ 2023

KIT DE RODIAMENTO DE RUEDA 2023

www.metelgroup.it